

**[Report 1959] / Medical Officer of Health, Royston (Yorkshire) U.D.C.**

**Contributors**

Royston (Yorkshire, England). Urban District Council.

**Publication/Creation**

1959

**Persistent URL**

<https://wellcomecollection.org/works/mcm2px27>

**License and attribution**

You have permission to make copies of this work under a Creative Commons, Attribution license.

This licence permits unrestricted use, distribution, and reproduction in any medium, provided the original author and source are credited. See the Legal Code for further information.

Image source should be attributed as specified in the full catalogue record. If no source is given the image should be attributed to Wellcome Collection.





Wellcome Collection  
183 Euston Road  
London NW1 2BE UK  
T +44 (0)20 7611 8722  
E [library@wellcomecollection.org](mailto:library@wellcomecollection.org)  
<https://wellcomecollection.org>

*Library*

**THE HEALTH  
OF  
ROYSTON**

**1959**







# THE HEALTH OF ROYSTON



Digitized by the Internet Archive  
in 2018 with funding from  
Wellcome Library

for the Year 1939





# THE HEALTH OF ROYSTON

being the

## ANNUAL REPORT

of the


Medical Officer of Health

and the

Chief Public Health Inspector

for the Year 1959

## INDEX



SECTION I	page
Natural and Social Conditions and Statistics ....	2
SECTION II	
General Provision of the Health Services in the Area ....	6
SECTION III	
Prevalence and Control of Infectious Diseases ....	8
SECTION IV	
Report of the Chief Public Health Inspector ....	10
SECTION V	
Divisional Report ....	40



# ROYSTON (YORKS) URBAN DISTRICT COUNCIL

---

## HEALTH COMMITTEE 1959

---

### Chairman

Councillor Mrs. J. A. Westwood

### Vice-Chairman

Councillor H. Scholes

### Committee

Councillor S. H. Bray

Councillor G. H. Cooke

Councillor T. Dyer

Councillor J. B. Hudson

Councillor L. W. Jackson  
Chairman of the Housing Committee

Councillor T. Paling

Councillor G. Shone, J.P.  
Chairman of the Council and  
of the Finance Committee

### Staff of the Public Health Department Medical Officer of Health

R. Barnes, B.A., M.R.C.S., L.R.C.P., D.P.H.

### Deputy Medical Officer of Health

T. F. M. Jackson, L.R.C.P., L.R.C.S., L.R.F.P.S., D.P.H.

### Public Health Inspector and Cleansing Superintendent

G. E. Millar, M.R.S.H., M.A.P.H.I., C.S.I.B., M.INST.M., M.INST.B.C.A.,  
(Certificated Inspector of Meat and Other Foods)



## ROYSTON URBAN DISTRICT COUNCIL

Divisional Health Office,  
33 Queens Road,  
BARNSELEY  
May, 1961

### ANNUAL REPORT for the year ended 31st December, 1959

To the Chairman and Members of the

Royston Urban District Council :

Mr. Chairman, Mrs. Westwood, Gentlemen,

I have the honour to present to you my fourth Annual Report on the health and social conditions of your district for the year ended 31st December, 1959. It is pleasing to report that the infant death rate has again fallen and is now well below that for England and Wales, although this has to some extent been off-set by a slight rise in the stillbirth notifications.

The statistics for Royston are generally favourable and are certainly not significantly above the national average in any respects. Much of the time and efforts of the Department were again spent in trying to improve the vaccination and immunisation state of the population, notably in respect of Poliomyelitis. No disease reached epidemic proportions during the year, and it is perhaps worthy of note that no case of Tuberculosis was notified and no case died during the year.

I would like to take the opportunity to thank Mrs. Westwood and the members of the Public Health Committee for their support, my Divisional Health Staff for their willing assistance and your Public Health Inspector, Mr. G. E. Millar, for the loyal co-operation he has always afforded me.

I am,

Your obedient servant,

R. BARNES,

Medical Officer of Health



## URBAN DISTRICT OF ROYSTON

### SECTION I

#### Statistics and Social Conditions

Area	....	....	....	....	....	....	....	....	1,452 acres
Registrar General's estimate of population	....								8,410
No. of inhabited houses according to the Rate book 31st December, 1959	....	....	....	....					2,727
Rateable Value 31st December, 1959	....	....							£57,324
Nett product of a Penny Rate	....	....	....						£218 11 5d.

The district is predominantly a coal-mining area with the majority of the population earning their living directly or indirectly from the industry.

### VITAL STATISTICS

#### Live Births

				Males	Females	Total
Legitimate	....	....	....	64	65	129
Illegitimate		....	....	1	1	2
				<hr/> 65	<hr/> 66	<hr/> 131

The number of live births registered was 131, 32 less than in the previous year. The adjusted birth rate for your district last year was 15.1 per 1,000 estimated population as compared with 19.0 per 1,000 estimated population in 1958 and with 16.5 per 1,000 estimated population for England and Wales.

#### Stillbirths

4 stillbirths were notified last year as compared with 2 in 1958. The stillbirth rate was 29.6 per 1,000 total births as compared with 12.1 per 1,000 total births in 1958 and with 20.7 per 1,000 total births for England and Wales.

## Deaths

The adjusted death rate, which is the crude death rate multiplied by the comparability factor, was 14.2 per 1,000 estimated population as compared with 14.0 per 1,000 in 1958 and with 11.6 per 1,000 estimated population for England and Wales. There were 88 deaths among the inhabitants of your district, an increase of 2 on the previous year, and the principal causes of death in order of numerical importance were: heart and circulatory diseases, cancer, respiratory diseases. Statistics relating to death rates and causes and ages at death are given in tabular form at the end of the section on vital statistics.

## Infant Mortality and Peri-Natal Mortality

There were 2 infant deaths last year in your district compared with 4 in 1958. This represents an infant death rate of 15.3 compared with 24.3 for the previous year and 22.0 for England and Wales. Peri-natal mortality is expressed as the number of stillbirths plus the number of deaths in the first week of life per 1,000 live and stillbirths. I give below the record of peri-natal mortality in your district for the last eight years.

Year	Live Births	Still Births	Deaths in first week of life	Peri-natal Death Rate
1952	124	5	5	77.5
1953	123	2	4	48.0
1954	123	6	4	77.5
1955	127	7	1	59.6
1956	158	2	2	25.0
1957	143	3	2	34.2
1958	163	2	1	18.2
1959	131	4	—	29.6

The two infant deaths consist of a female aged 5 months, who died with gastro-enteritis, and one male aged 6 months, who died from broncho-pneumonia.

The illegitimate infant death rate was nil.

## Maternal Mortality

I have to report that there was no death due to maternal causes last year.



## CAUSES OF DEATH IN 1959

	Males	Females	Total
1. Tuberculosis, respiratory	—	—	—
2. Tuberculosis, other	—	—	—
3. Syphilitic Disease	—	—	—
4. Diphtheria	—	—	—
5. Whooping Cough	—	—	—
6. Meningococcal Infections	—	—	—
7. Acute Poliomyelitis	—	—	—
8. Measles	—	—	—
9. Other infective and parasitic diseases	—	—	—
10. Malignant Neoplasm, stomach	3	1	4
11. Malignant neoplasm, lung, bronchus	2	—	2
12. Malignant neoplasm, breast	—	1	1
13. Malignant neoplasm, uterus	—	1	1
14. Other malignant and lymphatic neoplasms	2	3	5
15. Leukaemia, aleukaemia	—	—	—
16. Diabetes	—	1	1
17. Vascular lesions of nervous system	8	5	13
18. Coronary disease, angina	13	8	21
19. Hypertension with heart disease	—	1	1
20. Other heart disease	9	10	19
21. Other circulatory disease	—	—	—
22. Influenza	2	—	2
23. Pneumonia	2	—	2
24. Bronchitis	3	—	3
25. Other diseases of respiratory system	—	1	1
26. Ulcer of stomach and duodenum	—	—	—
27. Gastritis, enteritis and diarrhoea	—	1	1
28. Nephritis and nephrosis	1	—	1
29. Hyperplasia of prostate	—	—	—
30. Pregnancy, childbirth, abortion	—	—	—
31. Congenital malformation	—	—	—
32. Other defined and ill-defined diseases	2	4	6
33. Motor vehicle accidents	1	—	1
34. All other accidents	2	1	3
35. Suicide	—	—	—
36. Homicide and operations of war	—	—	—
ALL CAUSES	50	38	88



## DEATHS IN AGE GROUPS

	Males	Females	Total
Under 1 year .....	1	1	2
1- 5 years .....	—	—	—
5-10 years .....	—	—	—
10-15 years .....	—	—	—
15-20 years .....	—	—	—
20-25 years .....	—	—	—
25-35 years .....	—	—	—
35-45 years .....	1	2	3
45-55 years .....	5	4	4
55-65 years .....	11	7	18
65-70 years .....	9	1	10
70-75 years .....	4	10	14
75-80 years .....	11	8	19
80-85 years .....	7	4	11
85-90 years .....	1	1	2
90 years and over .....	—	—	—
<b>TOTALS</b>	<b>50</b>	<b>38</b>	<b>88</b>

## PRINCIPAL VITAL STATISTICS FOR THE YEAR 1959

Based on the Registrar General's figures

	Royston Urban District	Aggregate Riding Urban Districts	Riding Admin. County	England Wales (prov. figures)
Birth Rate per 1,000 estimated population:				
Crude .....	15.6	16.1	16.5	16.5
Adjusted .....	15.1	16.2	16.7	16.5
Death Rate per 1,000 estimated population:				
Crude .....	10.5	12.4	11.6	11.6
Adjusted .....	14.2	13.0	12.7	11.6
Infective and Parasitic diseases excluding Tuberculosis but including Venereal Diseases ....	—	0.04	0.04	Not available
Tuberculosis:				
Respiratory .....	—	0.08	0.07	0.08
Other .....	—	0.01	0.01	0.01
All forms .....	—	0.09	0.08	0.09
Cancer .....	1.55	2.12	1.99	2.14
Vascular lesions of the nervous system .....	1.55	1.96	1.81	Not available
Heart and Circulatory diseases	4.88	4.68	4.31	Not available
Respiratory diseases .....	0.95	1.55	1.44	Not available
Maternal Mortality .....	—	0.41	0.36	0.38
Infant Mortality .....	15.3	24.0	24.0	22.0
Stillbirths .....	29.6	19.7	20.4	20.7

## **SECTION II**

### **GENERAL PROVISION OF THE HEALTH SERVICES IN THE AREA**

#### **Staff**

The Medical Officer of Health is a part-time officer of the Council but is engaged on whole-time Public Health work, being also Medical Officer of Health for the surrounding districts and the Divisional Medical Officer for Division No. 25 of the West Riding County Council. One Public Health Inspector is employed by the Council.

#### **General Hospitals**

The general hospitals serving your district are given below. Their administration rests with the Leeds and Sheffield Hospital Boards through the local hospital management committees.

Leeds Regional Hospital Board:

1. Clayton Hospital, Wakefield.
2. General Hospital, Wakefield.
3. Leeds General Infirmary.

Sheffield Regional Hospital Board:

1. The United Group Hospitals, Sheffield.
2. The Beckett Hospital, Barnsley.
3. The St. Helen Hospital, Barnsley.

#### **Infectious Diseases Hospitals**

All infectious diseases requiring hospital admission were admitted to the Kendray Hospital, Barnsley. The ambulance arrangements were the same as for the previous year with the hospital retaining its own ambulance for the service.

#### **Maternity Hospitals**

Maternity cases were usually admitted to the following hospitals:

- St. Helen Hospital, Barnsley.
- Pindar Oaks Maternity Home, Barnsley.
- Manygates Hospital, Wakefield.
- Hallamshire Maternity Home, Chapeltown.

The services of the Jessop Hospital, Sheffield, and the Maternity Hospital, Leeds, were also available for abnormal obstetric cases.

#### **Tuberculosis**

Most patients suffering from the disease are admitted to the Wath Wood Sanatorium, and co-operation is maintained with the Chest Physician who holds out-patients' sessions at the Chest Clinic, 46 Church Street, Barnsley. Details of



sessions are as follows:

Tuesday	10.0 a.m. to 12.0 noon (children)
Wednesday	10.0 a.m. to 12.0 noon
Wednesday	2.0 p.m. to 4.0 p.m.
Thursday	10.0 a.m. to 12.0 noon (children)
Friday	10.0 a.m. to 12.0 noon

### **Venereal Diseases**

The nearest centre for Royston patients for the diagnosis and treatment of these diseases is in Barnsley.

Address: Special Treatment Centre,  
Queen's Road,  
BARNSELY.

Other centres are situate in Sheffield, Wakefield and Rotherham and a patient suffering from Venereal Disease is at liberty to attend at the centre of his choice. Treatment is completely confidential.

### **Maternity and Child Welfare Services**

Infant Welfare Clinics are held at the Wesleyan Sunday School, High Street, Royston, on Wednesdays, 10.0 a.m. to 12.0 noon and 2.0 p.m. to 4.0 p.m.

Ante-Natal Clinics are held in the same premises on Tuesdays, 2.0 p.m. to 4.0 p.m.

Further details are given in the County Services Divisional Report.

### **Laboratory Service**

The laboratory service was provided by the Public Health Laboratory in Wakefield—a national service under the control of the Medical Research Council. The laboratory is equipped to deal with all bacteriological and pathological examinations, and a complete investigation is undertaken and report furnished for every specimen sent for examination.

Samples of milk taken under the Food and Drugs Act for chemical analysis were examined by the Public Analyst at the expense of the County Council.

### **Ambulance Service**

The Ambulance Service is operated by the West Riding County Council. The depot for your area being at South Kirkby, Telephone No. South Elmsall 291.



### SECTION III

## PREVALENCE AND CONTROL OF INFECTIOUS DISEASES

The incidence of notifiable infectious diseases in your district in 1959 amounted to 39 cases as compared with 282 in 1958.

				No. of Cases notified	Admitted to Hospital	Died
Measles	....	....	....	22	1	—
Pneumonia	....	....	....	3	2	—
Scarlet Fever	....	....	....	7	3	1
Whooping Cough	....	....	....	2	—	—
Puerperal Pyrexia	....	....	....	1	1	—
TOTALS				39	10	1

#### Scarlet Fever

There were 4 cases of Scarlet Fever notified during the year.

#### Measles

22 cases of Measles occurred during the year.

#### Smallpox

No case of Smallpox occurred during the year. The number of infants vaccinated was 71 as compared with 44 in the previous year. This represent 56% of the infant population as compared with 27% in 1958. This is a very welcome increase and brings Royston up to the average for the division and, although we would like to see the position improved, it can be generally regarded as satisfactory.

#### Diphtheria and Whooping Cough

No cases of Diphtheria were notified during the year, and only 2 cases of Whooping Cough. The immunisation statistics for Diphtheria show a slight decline. The statistics show that 75.7% of all children in your district aged 0-14 years were immunised with 60% in the 0-4 years age group and 83.9% in the 5-14 years age group protected. This shows a rise in the pre-school age group and a decline in the school age group. Immunisation against Whooping Cough again showed a slight improvement with 120 infants immunised in 1959, as compared with 119 in the previous year. This represents 94.5% of the infant population as compared with 73% in the previous year. This is a very satisfactory state of affairs.

### **Poliomyelitis**

No case of Poliomyelitis occurred during the year. Vaccination against the disease continued during the year. 503 children, 447 young persons and 8 expectant mothers were immunised with two doses. This brings the total for Royston to 2,066, including 1,567 children, 486 young persons and 13 expectant mothers. Of this grand total 881 have received their third dose. The third doses were given entirely during 1959.

### **Food Poisoning**

7 cases were notified during the year. No epidemiological cause was found.

### **Dysentery**

No cases were notified during the year, compared with 30 cases in the previous year.

### **Tuberculosis**

No cases of Pulmonary Tuberculosis and no cases of Non-Pulmonary Tuberculosis were notified last year, as compared with 1 and nil respectively in 1958. There was no death from the disease during the year.

The co-operation which has always existed between this department and the Chest Clinic happily continued through the year. The Tuberculosis Health Visitors attached to the Chest Physician helped to maintain an even better liaison between the two departments, and I feel this is one facet of our work in which excellent co-operation exists between the hospital and the local authority services.

### **TUBERCULOSIS—Record of Cases during 1959**

	Pulmonary		Non-Pulmonary	
	M	F	M	F
No. of cases on register at 1st January, 1959 .....	19	13	3	3
No. of cases notified for the first time during the year .....	—	—	—	—
No. of cases restored to register .....	—	—	—	—
No. of cases added to register otherwise than by notification .....	—	—	—	—
No. removed to other districts .....	—	1	—	—
No. cured or otherwise removed from register .....	—	2	—	—
No. died from Tuberculosis .....	—	—	—	—
No. died from other causes .....	1	—	—	—
Total at end of 1959 .....	18	10	3	3



## SECTION IV

### PUBLIC HEALTH INSPECTOR'S REPORT FOR THE YEAR 1959

To the Chairman and Members  
of the Royston Urban District Council:  
Mr. Chairman, Madam and Gentlemen,

I submit herewith for your consideration, my fourteenth Annual Report indicating the work done in the Sanitary Section of the Public Health Department during the year ended 31st December, 1959, and must apologise for the delay in the preparation of this Report.

As in earlier Reports, those portions of this Report dealing with the Public Cleansing Service, Salvage, and the Cemetery, refer to the Financial Year ended 30th March, 1960, whilst other matters dealt with refer specifically to the Calendar Year.

Provision of Local Authority houses was resumed during the year, 52 new houses being completed during the year. In the same period 16 new houses were provided by Private Enterprise. A very noticeable increase in the amount of repair and reconditioning work for existing houses was apparent throughout the year, but even so, much accumulated work of this nature requires to be given attention. The increasingly vexed question of retaining skilled building labour, to which reference has been made on more than one occasion, continued during the year under review.

Still further increases in wages, coupled with other proper charges, continued to further increase the cost of repairing and reconditioning older premises, but this aspect is dealt with more fully later in this Report. Only disappointment can be expressed at the real benefit accruing from the Rent Act, 1957, so far as this District is concerned, and I am satisfied that many tenants who obtained copies of Form G either did not serve such Notices on Owners or Agents, or alternatively made no application for Certificates of disrepair even when works specified in their own Notices received no attention. The reasons for such lack of action probably would not be far to seek but without proof, speculation in this respect is better not indulged in. Owners and possible purchasers of older properties showed increasing concern as to the possible continuing life of houses, and many more enquiries in this respect were received during the year.



Additional responsibility devolved upon the Department during the year with the coming into operation of the House Purchase and Housing Act, 1959, when I was appointed Authorised Officer to deal with applications for grants for the improvement of existing houses. Details of work done in this connection will be found later in this Report.

It is with some satisfaction that I am again able to report that on no occasion was it found necessary, during the year, to serve Statutory Notices for the carrying out of works of repair. As has been said on previous occasions, this could rightly be taken as an indication that Owners and Agents realise that it is vital for money to be ploughed back into property to counteract normal deterioration of fabric, which becomes much more rapid, and serious, in heavily polluted atmospheres. Much more work on the fabric of houses was executed during the year, without the service of notices, and one can but wonder whether acceleration of the Council's Clearance Programme might have given stimulus to this class of work. Credit must be given to persons responsible for their efforts to maintain their properties at a somewhat higher standard of fitness. As in more recent years, the occasions again arose when Owners or Agents had to be advised that other than essential repairs would not be worthwhile and that properties were included in the Council's Proposed Clearance Programme. This aspect of housing is dealt with more fully in that section of this Report dealing with Housing.

There can be no doubt that in numerous instances, very heavy expenditure must have been involved by extensive works of fabric repair, coupled with renewal of external painting.

### **VERMINOUS PREMISES**

The number of complaints of various types of verminous infestation again decreased during the year. Two complaints of infestation by bed bugs were received, both of which proved to be 'live' infestations, and two instances of bed bug infestation were found during normal routine inspections. Of the two where complaints were received enquiries revealed the fact that in one case, infestation arose from gifts of bedding etc., whilst in the other case the infestation arose from visits to property outside the District which were infested. Both cases yielded to treatment and no evidence of continuing infestation were able to be found. Full co-operation was obtained in both cases, which resulted in quicker clearance.



Infestations of this type are now the exception rather than the rule as was apparently the case not so very many years ago, with an attitude of mind that with older houses such infestations were to be expected and had to be tolerated was all too frequently held.

In the other two cases, one case proved not to be a 'live' infestation, although all the indications were possibly serious, and the remaining case was found in a house to be demolished.

There can no longer be any doubt that tenants realise that such infestations can be cleared up and on several occasions occupiers of houses came to seek advice, bringing specimens with them, when I was happy to be able to settle their doubts.

Details of complaints of various types of infestation will be found in the Table later in this Report, showing complaints received.

An interesting infestation was found in one of the local retail food shops. The advice of an entomologist was sought in this case when I was advised that the infestation was of *Stegobium Panecium*—the ship's biscuit weevil. Considerable infestation of the premises was found to have occurred, and it will be apparent from the Table giving details of foodstuffs condemned what type of packed foodstuffs were eventually found to be infested. The source of infestation proved to be a packet of dog biscuits. Naturally, the Head Office of the Firm concerned were advised of the position, but the utmost co-operation was forthcoming and quick clearance of the infestation was able to be effected.

Generally speaking, treatment for the various types of infestation found, followed those of earlier years and continued to give satisfactory results.

Some infestation by crickets continued on the Council's Refuse Tip, but was not so serious as was the case a few years ago. Regular treatment of the Tip with insecticidal powder continued to give good results.

## **TRANSFER OF TENANTS TO COUNCIL HOUSES**

Houses and effects of applicants selected as tenants for Council Properties, together with the effects of tenants to be transferred into Council Properties from condemned properties continued to be inspected for the possible presence of vermin as in previous years. 84 houses were inspected in this connection, and it is again pleasing to be able to report that in no instance was evidence of verminous infestation found.



## **SANITARY CIRCUMSTANCES OF THE DISTRICT**

### **(a) Water Supply**

Water continued to be supplied, in bulk, by the Barnsley Corporation, but is distributed by this Council. This matter is dealt with by the Council's Surveyor in his capacity as Water Engineer.

Following further negotiations, which were somewhat prolonged, it was possible for a piped water supply to be provided for The Crossing House, Lee Lane. As a result of this, it is most gratifying to be able to report that every house in the District now has a piped supply of water.

During the year, talks took place between this Council, neighbouring Authorities and the Barnsley County Borough Council on the Re-Grouping of Water Undertakings.

### **(b) Closet Accommodation**

During the year, 68 water closets were provided for new houses, 20 additional water closets were provided for existing properties, one privy midden was abolished, a water closet being provided in lieu.

The following statistics show the position in the District at the end of the year:—

Percentage of houses provided with water closets ....	98.87%
Houses provided with waste water or trough closets	Nil
Houses or premises provided with chemical closets	0.08%
Houses served by privy middens .... ..	1.05%

The privy serving 110 Midland Road was converted during the year.

During the year, the possibility of providing sewerage facilities for houses in Summer Lane and at the lower end of Station Road was given serious consideration and the indications are that within a year or two, the privies serving the houses 136 to 164 Station Road will be able to be converted to the water carriage system of drainage.

As in previous years, owners of private properties in Lee Lane renewed their application for this Council to accept responsibility for the cleansing of cesspools, but after further prolonged consideration of the matter, the applicants were advised that the Council were unable to depart from their decision of earlier years.

### **(c) Public Cleansing Service**

The following report on the Public Cleansing Service refers to the Financial Year ended 30th March, 1960.



Details of the various types of refuse receptacles in use in the District at the end of the year were as shown below :—

Dustbins	....	....	2695
Dry Ashpits	....	....	Nil
Privy Middens	....	....	10
Chemical Closets	....	....	2

Cleansing of the remaining privies continued to be carried out by the Public Cleansing Staff, every effort being made to maintain monthly cleansing. This work is carried out before normal working hours, men engaged upon it being paid at overtime rates. Except for minor upsets, the work proceeds satisfactorily, is completed with the minimum of nuisance arising and before most people, and especially children, are about. By using this system, normal collection of refuse proceeds without dislocation.

The following Table gives details of the number of refuse receptacles emptied during the year, the number of loads collected, and the estimated weight of refuse removed, assessed from Test Weighings. So far as number of loads and weight of refuse removed are concerned, it must be pointed out that the 7 cu.yd. Karrier Bantam Refuse Collector was replaced by a 12/14 cu.yd. SD fore and aft vehicle, the new vehicle being brought into operation at the beginning of the Financial Year. Whilst the weight of refuse collected shows a considerable decrease on previous years, weights are now much more accurate, and costings a truer indication of actual costs expressed as cost per ton. At the same time, the weights being collected also indicate the reduction in weight of refuse following conversion of obsolete solid fuel burning appliances or their replacement with modern appliances. At the same time, improved quality of concessionary coal is also reflected in the reduced weight of refuse to be collected.

Receptacles	Number Emptied	Number of Loads	Estimated Weight		
			T.	C.	Q.
Dustbins ....	139,986	1093	3579	11	2
Privy Middens ....	147	10	60	0	0
Trade Refuse ....	—	300	254	3	0
<b>TOTALS</b>	<b>140,133</b>	<b>1403</b>	<b>3893</b>	<b>14</b>	<b>2</b>

In the Reports for the years 1957 and 1958, particular mention had to be made of the very considerable loss of time during the year. A somewhat similar state of affairs continued during the year under review although time lost showed some decrease. Even so, a total of 1,466½ man hours



were lost, and the cost so far as sick pay was concerned amounted to the sum of £131/19/0. In addition, payments in lieu of holidays to workmen whose services were terminated or who were employed temporarily for a reasonable period amounted to the sum of £42/13/10. These figures, naturally, give rise to higher costs so far as the Public Cleansing Service is concerned. The Council took a much more serious view of persistent broken time, and workmen's services were terminated. Frequent staff absences tended to disrupt normal work, and all too frequently labour had to be withdrawn from the Refuse Tip to maintain the collection service.

It had been hoped to build up a steady Public Cleansing Staff, but hopes in this respect did not materialise. When vacancies were advertised, applications were very few, and in several instances, applicants could not be regarded as suitable for the work.

The larger capacity refuse collecting vehicle is proving well worthwhile, and I am of the opinion that this vehicle will be able to cope with known housing development for some years to come, and a considerable amount of time is saved, daily, by virtue of this vehicle having to go to the Refuse Tip fewer times than was the case with the old smaller vehicle. The lower loading line, coupled with the self-trimming body, made the work much less arduous for the loaders, especially when the vehicle is almost fully loaded. The rear loading body reduced the dust nuisance arising from side loading vehicles.

The following Table gives details of Cleansing Costs during the Financial Year ended 30th March, 1960:—

### COSTING

House and Trade Refuse	Collection	Disposal	Totals
	£   s   d	£   s   d	£   s   d
Wages .....	3249 13 2	712 10 0	3962 3 2
Petrol and Oil .....	223 2 8	— — —	223 2 8
Spares, repairs etc. ....	46 0 4	26 2 6	72 2 10
<b>TOTALS—excluding</b>			
General Administrative			
Charges and Depreciation	3518 16 2	738 12 6	4257 8 8
Cost per ton .....	18 1	3 9	1 1 10
General Administrative			
Charges and Depreciation	575 2 11	78 4 6	653 7 5
<b>TOTAL COST—including</b>			
General Administrative			
Charges and Depreciation	4093 19 1	816 17 0	4910 16 1
Cost per ton .....	1 1 0	4 2	1 5 2



# Estimated Population (mid-summer 1959—

Registrar General's figure) ....	8410
Number of houses or premises in the District ....	3024
Rateable Value of the District ....	£57864
Product of 1d. Rate ....	£218 11 5
	T C Q
Total tonnage collected ....	3893 14 2
Output of refuse per 1,000 population per annum	463 19 3
Output of refuse per 1,000 population per day ....	1 5 1
Average length of haul ....	1 mile

Based on the estimated weights, the weight of domestic refuse collected per 1,000 population per day (in the light of the much more accurate assessment of weight of refuse collected) fell to approximately 24cwts.—a much more accurate figure than was possible to arrive at for the year 1958-59 when collection was more seriously interrupted by broken time. Added to this was the prolonged spell of hot dry weather during the excellent summer when fires were not required for days on end. I am satisfied that this figure is a much more realistic one and at last begins to reflect the benefit accruing from the installation of more efficient grates and solid fuel burning appliances in place of old, obsolete, extremely inefficient appliances. The greatly improved quality of home coal also has a direct bearing on this matter as the heavy contraries of a few years ago are no longer present in refuse, the refuse is very much lighter in composition, and the large quantities of partly burned coal which for so long formed such a large part of household refuse in all colliery districts is no longer present. Unfortunately, the quantities of garden refuse in dustbins continues to increase as the density of true domestic refuse decreases.

Even with the transfer of tenants to new, more commodious accommodation and the maintaining of additional fires, the weight of refuse falls. Although I know of no-one who might be prepared to advise me of the quantity of solid fuel being burned in the district, it would be extremely interesting to know whether the quantity of coal delivered for domestic use has increased to any marked extent as a result of tenants being granted the tenancy of more commodious accommodation. If, in fact, the amount of coal consumed in domestic appliances has shown no increase, the case for indicating the efficiency of new appliances needs no further proof and by a contrary argument, the wastefulness and inefficiency of older appliances need no longer be stressed.



There appears to be a growing awareness of the urgent necessity of replacing old inefficient appliances, and speaking generally, tenants are most anxious to have the use of modern appliances. At the same time, there appears to be a growing trend to dispense completely with solid fuel burning cooking appliances, sitting room type stoves being fitted to replace ranges, cooking being carried out with either gas or electric ovens.

The much lighter nature of refuse is now giving rise to some difficulty in consolidating the Refuse Tip completely, and increasing quantities of garden refuse in dustbins gave rise to further heating within the Tip. Fire broke out on two occasions during the year, once from hot refuse in a dustbin which had escaped notice, and once possibly due to spontaneous combustion. In neither instance was it necessary to call upon the services of the Fire Brigade.

It is with regret that I had to report during the early part of the year that fire had broken out in the Salvage Shed resulting in complete loss of a load of paper awaiting collection, a considerable quantity of rags, the baling press and various tools, and the shed itself was a complete "write-off". Whilst the Council's claim was met by the Insurance Company and quickly settled, the uncertain conditions prevailing in the various markets did not justify new salvage premises being provided and some loss was sustained over the year under review by virtue of paper having to be burned—a course of action being the lesser of two evils of trying to bury all paper in the Tip with risk of frequent fires and considerable nuisance to properties in the locality.

The cost of the Public Cleansing Service, expressed as cost per ton (collection and disposal) showed a considerable increase on previous years due to increased Establishment Charges on the larger and much more expensive vehicle, increased running costs, increased cost of licence and the smaller weight of refuse collected, computed on test weighings taken when the new vehicle was first put into service. Mention has already been made of on-costs arising from sickness payments and payments in lieu of holidays, but mention must also be made of wage increases which automatically increase unit costs.

No salvage statistics are available for the year as indicated above, but it is of interest to note that in two instances pilfering of non-ferrous metals from the Tip gave rise to two successful prosecutions. It can only be hoped that the publicity given to these cases will result in such activities ceasing.



The number of collectors of rags etc. coming into the district appeared to increase further during the year although the financial return to householders disposing of household rags was pitiable.

A system was instituted during the year whereby visits were paid to workmen absent from work owing to illness.

### **DISINFECTION OF HOUSES AND INFECTIOUS DISEASES**

Whilst a little more time had to be spent during the year under review in dealing with the more common infectious diseases, this aspect of Public Health Control occupied very much less time than was the case only a comparative few years ago. It seems reasonable to suppose, therefore, that prophylactic work during the past 25 years or so, especially with regard to Diphtheria has been more than worthwhile. One can but hope that similar work now being undertaken against other diseases will have equally beneficial results. No doubt Dr. Barnes will make more comment in this respect.

Some time was taken up during the year investigating a minor outbreak of gastro-enteritis, 60 visits being paid in this connection, but the amount of time taken in this respect was very much less than was required in 1958 to deal with the outbreak of Sonnei Dysentery. Specimens were readily made available by patients and were submitted to the Public Health Laboratory at Wakefield for examination on the day of collection. This ready access to the Public Health Laboratory and the saving of time helped considerably in dealing with known cases.

### **SANITARY INSPECTION OF THE DISTRICT**

The following Table gives details of the number and nature of inspections carried out during the year:—

<b>Nature of Inspection</b>	<b>No. of visits paid</b>
<b>Housing</b>	
Public Health and Housing Acts ....	3099
Verminous premises ....	224
Miscellaneous Housing Visits ....	1074
Works in progress ....	1098
<b>Meat and Food Inspection</b>	
Slaughterhouses ....	289
Shops and stalls ....	30
Butchers ....	141
Fishmongers and Poulterers ....	21
Food Preparing Premises ....	186
Grocers ....	44
Greengrocers and Fruiterers ....	27



Ice-Cream Premises	....	....	....	....	....	....	53
Confectioners	....	....	....	....	....	....	11
Restaurants	....	....	....	....	....	....	9
Street Vendors and Hawkers Carts	....	....	....	....	....	....	22
Clubs	....	....	....	....	....	....	3
Miscellaneous Food Visits	....	....	....	....	....	....	35

#### **Infectious Diseases**

Inquiries and Disinfection	....	....	....	....	....	....	12
Miscellaneous Infectious Diseases Visits	....	....	....	....	....	....	15
Gastro Enteritis	....	....	....	....	....	....	60

#### **General Sanitation**

Water Supply	....	....	....	....	....	....	80
Drainage	....	....	....	....	....	....	250
Stables and Piggeries	....	....	....	....	....	....	24
Fried Fish Shops	....	....	....	....	....	....	21
Factories	....	....	....	....	....	....	31
Cemetery	....	....	....	....	....	....	155
Bakehouses	....	....	....	....	....	....	12
Public Conveniences	....	....	....	....	....	....	126
Refuse Collection	....	....	....	....	....	....	264
Refuse Disposal	....	....	....	....	....	....	79
Rats and Mice	....	....	....	....	....	....	983
Petrol	....	....	....	....	....	....	151
Salvage	....	....	....	....	....	....	37
Miscellaneous Sanitary Visits	....	....	....	....	....	....	700
Interviews	....	....	....	....	....	....	1062

TOTAL NUMBER OF VISITS 10326

#### **Complaints Received**

During the year, 229 complaints were received, as detailed below :—

Nature of Complaint	No. received
<b>Drainage</b>	
Choked and/or defective drains	45
Defective inspection chamber	8
Road flooded	2
Sewage in cellar	4
<b>Water Closets</b>	
Defective water service pipe	6
Defective cistern	4
Defective pedestal	3
Defective cone joint	1
Defective W.C. compartment	2
Defective tip-up seat	2
Defective door	1

**Housing Defects**

Defective sink	....	....	....	....	....	....	....	1
Defective sink waste pipe	....	....	....	....	....	....	....	2
Defective staircase	....	....	....	....	....	....	....	1
Defective door lock and/or knobs	....	....	....	....	....	....	....	3
Subsidence	....	....	....	....	....	....	....	12
Defective range	....	....	....	....	....	....	....	3
Smoke nuisance	....	....	....	....	....	....	....	2
General disrepair	....	....	....	....	....	....	....	4
Leaking roof	....	....	....	....	....	....	....	8
Dampness	....	....	....	....	....	....	....	8
Choked or defective eaves gutters	....	....	....	....	....	....	....	16
Defective fireplace	....	....	....	....	....	....	....	1
Defective tap washer	....	....	....	....	....	....	....	1
Defective ceiling	....	....	....	....	....	....	....	1
House damaged by lightning	....	....	....	....	....	....	....	1
No handrail to staircase	....	....	....	....	....	....	....	1
Defective sash cords	....	....	....	....	....	....	....	2
Defective windows and/or frames	....	....	....	....	....	....	....	3
Condensation	....	....	....	....	....	....	....	1
Damp and defective flagged or concrete floors	....	....	....	....	....	....	....	2
House neglected	....	....	....	....	....	....	....	1

**Coal stores**

Defective coal stores	....	....	....	....	....	....	....	2
-----------------------	------	------	------	------	------	------	------	---

**Overcrowding**

Overcrowding and/or bad sleeping arrangements	....	....	....	....	....	....	....	7
---	------	------	------	------	------	------	------	---

**Nuisances**

Accumulation of refuse	....	....	....	....	....	....	....	1
Dumping of garden rubbish	....	....	....	....	....	....	....	1
Poultry	....	....	....	....	....	....	....	2

**Pests**

Rats	....	....	....	....	....	....	....	50
Mice	....	....	....	....	....	....	....	3
Bugs	....	....	....	....	....	....	....	2
Cockroaches	....	....	....	....	....	....	....	5
Ants	....	....	....	....	....	....	....	1
Wood boring beetle	....	....	....	....	....	....	....	1
Crickets	....	....	....	....	....	....	....	3
Silverfish	....	....	....	....	....	....	....	1

---

TOTAL NUMBER OF COMPLAINTS      229

---

**FACTORIES ACTS, 1937 to 1959**

No variations took place in the Register during the year.

Premises included in the Register were visited, from time to time during the year, as opportunity afforded, and 31 visits were made in this connection.



It is pleasing to be able to report once again that no complaint was received from H.M. Inspector during the year, nor was any instance found during routine inspections. Credit continues to be due to the Managements of the various Factories for their continuing rigid adherence to the requirements of Factory Legislation.

Canteen facilities in factory premises gave rise to no adverse comment, but the indications were that such facilities were not so fully used as had been the case in previous years.

So far as I am aware, no notifications were received under the provisions of Sections 110 and 111 of the Factories Act, 1937 (Outworkers).

The Table below is an extract from the Form of Return submitted to the Ministry of Labour:—

### Part 1 of the Act

1.—INSPECTIONS for purposes of provisions as to health (including inspections made by Public Health Inspectors).

PREMISES	Number on Register	Number of		
		Inspections	Written Notices	Occupiers prosecuted
(i) Factories in which Sections 1, 2, 3, 4 and 6 are to be enforced by Local Authorities	12	31	—	—
(ii) Factories not included in (i) in which Section 7 is enforced by the Local Authority ....	—	—	—	—
(iii) Other Premises in which Section 7 is enforced by the Local Authority (excluding out-workers' premises) ....	—	—	—	—
Total	12	31	—	—

### SMOKE ABATEMENT

It is with continued pleasure that I am again able to report that no nuisance from smoke arising in the district was noted during the year. Whilst smoke nuisance continued from one particular stack at the Monckton Colliery Unit, this did not appear to be as serious as had been the case previously. Enquiries revealed that the steam raising plant at this Colliery is to be converted as part of the modernisation scheme, and, as and when such modernisation takes place, a vast improvement of the atmosphere, particularly in that part of Midland Road nearest to the colliery, should be achieved. Grit nuisance from the quenching tower at the Monckton Coke and Chemical Plant continued and remarks contained in earlier Reports on this matter continue to hold good. Serious nuisance continues to arise during re-charging of the



retorts but unless and until some device can be developed which will deal with the volatile matters emitted at this stage of the process, I fear that little or nothing can be done to remedy the position.

I again had opportunities of addressing the members of various local organisations on the impact of the Clean Air Act, 1956, and on each occasion, received a true welcome and had excellent hearings. There can be no doubt at all that even in this district where the essential industry is coal mining, householders are anxious to do something to reduce serious pollution of the atmosphere. Again, these meetings are held during the evening and so far as I was concerned, involved the loss of some very precious leisure time, but such sacrifice is always worthwhile if such important matters can be discussed and members of the public made more "Clean Air minded". Requests continued to be received for me to inspect new solid fuel appliances during installation, and indifferent fixing was able to be prevented. Unfortunately, however, cases did arise where such inspection had not been sought, and where faulty fixing resulted in smoke nuisances, and dissatisfaction so far as occupants of houses are concerned. Coupled with this, of course, the more serious aspect arises of lack of faith in the modern solid fuel appliances.

Domestic smoke would appear, at long last, to be reducing somewhat. It was so apparent, during the glorious summer, just how much smoke cuts off beneficial sunlight. It must have been years and years since so many bronze faces were seen without people having been away—a fact which did more for any Clean Air Campaign than talks could ever have done. Naturally, every opportunity was taken to stress the benefits which would accrue if atmospheric pollution could be reduced permanently. Similarly, owners of houses newly decorated externally were equally quick to notice that the new paint stayed fresh longer, and how quickly it began to become dingy with the return of colder weather and more fires being required for space and water heating.

It would be most interesting to know whether any appreciable quantity of smokeless fuel is being used in the district, but I know of no source from which information could be obtained in this respect. Naturally, having in mind the fact that the vast majority of householders are employed in or about collieries and therefore are in receipt of concessionary coal, it can hardly be expected that the quantity of smokeless fuel being used will be high. Assurances are frequently heard at the various meetings dealing with Clean Air that discussions are taking place at the highest possible



level on the question of concessionary coal. This must, for the time being, at any rate, continue to be a thorny problem, but once real agreement can be reached, declaration of Smoke Control Areas throughout the country would follow rapidly.

The question of pollution by sulphur products will, I fear, not be one of easy settlement.

### **FOOD AND DRUGS ACT, 1955**

The various premises registered under the provisions of Section 16 of the Food and Drugs Act, 1955, were visited periodically during the year, as time and other duties allowed, and details of premises visited are shown in the Table of Inspections appearing earlier in this Report. Again, except for minor matters, which were remedied as a result of informal action, all premises were found to be reasonably satisfactory.

There were no prosecutions during the year.

### **HOUSING**

During the year 663 houses were inspected for defects within the meaning of the Public Health and Housing Acts, 3047 visits being made for these purposes.

The year under review saw an increase in the tempo of repairing and re-conditioning of older properties, but to make good deterioration which arose during the time when such work was almost impossible, much more still requires attention. I take some satisfaction from again being able to report that works were carried out after informal approach to Owners and Agents, and in no instance was it necessary to serve Statutory Notices. Renewal of exterior painting continued and variation of colours in place of somewhat drab monotony of earlier years was even more apparent. Lighter, brighter colours most certainly improve the appearance of houses, and improve the general appearance of the district considerably. One can but hope that this 'face lift' continues to spread throughout the district.

Remarks contained in the Report for 1958 relative to benefits accruing from the Rent Act, 1957, continue to apply and one can but wonder what became of all the copies of Form G which were issued. No doubt exists in my mind that many of these forms were never served by tenants upon the Owners or Agents of the houses they occupied. It makes one wonder, also, how quickly complaints of disrepair will be received which should have received attention before rents were increased as made possible by The Rent Act of 1957. So much was hoped for from this legislation, but once again, only disappointment materialised.



Extensive works of repair and re-conditioning were apparent during the year and in an increasing number of cases such work was undertaken without any notice having been issued by this Department. It could be, of course, that as progress was made with the Council's Clearance Programme, more Owners and Agents realised that the time had arrived when money would have to be ploughed back into property if it was to remain. Unfortunately, however, in some instances, re-pointing of fabric could not redeem inferior bricks or make them weatherproof, and more evidence of penetrating dampness becomes apparent year by year.

Provision of houses by the Council was again undertaken during the year, and in May, with due ceremony, the Council's 1,000th house was occupied, this house being let to an occupant of a condemned house. Housing application forms in increasing numbers were received and the size of the application list increased substantially. Complaints of overcrowding and/or bad sleeping arrangements quickly followed and the scramble for a Council tenancy quickly re-awoke. Callers at the office regarding the possibility of obtaining a Council tenancy reached higher proportions than ever, and trying to pacify enquirers absorbed more and more time, and as a natural result, late visiting all too often became the order of the day. I am pleased to be able to say, however, that following the publicity given by the Press to my remarks of the increasing numbers of people calling on me at home either in an evening or, as was more often the case, at weekends, such callers showed more restraint and numbers calling at my house showed a most welcome decline. Where people, because of work or other valid reasons, cannot call at the office during normal office hours, or in case of emergency, I am always prepared to see them, particularly where tenancy documents have to be signed. In many such instances sincere appreciation of help in this direction was apparent.

Following the coming into operation of The House Purchase and Housing Act, 1959, many tenants indicated in no uncertain fashion, their dissatisfaction at occupying houses without modern amenities. Applications for Standard Grants were very slow to be received, and, in the early days, such applications were received from owner-occupiers only. It was apparent that misunderstanding existed regarding what works could qualify for grant, and several applicants came to see me to ask for grant application forms where works of repair or replacement only were to be carried out. From June to the end of the year, 17 applications for Standard Grants had been received, 12 had been approved and in 9 cases works covered by the applications had been completed.



When houses were inspected primarily in respect of grant applications, other necessary works of repair to fabric etc. were required to be carried out at the same time as works to provide the standard amenities were executed.

The question of Discretionary Grants for works of more extensive nature under the provisions of The Housing (Financial Provisions) Act, 1958 as amended by the House Purchase and Housing Act, 1959, was deferred until the beginning of 1960, and must, therefore, form the subject of the next Annual Report.

Three applications for Standard Grants were rejected.

During the year, single person dwellings were build and let, some being utilised for the re-housing of tenants from condemned properties.

Seven houses were demolished during the year—17 to 23 Milgate Street, 39/41 High Street, and 45 and 47 High Street, and part of the house 29 Church Hill, which had been occupied as a separate dwelling, was closed. 25 families comprising 63 persons were re-housed during the year, mainly from houses in respect of which Undertakings not to re-let had been received the previous year. In addition, following informal approach to owners, outbuildings adjoining 20 been received the previous year. In addition, following informal approach to owners, outbuildings adjoining 20 Church Street and the rear portion of the shop premises known as 43 Church Street and which were unsafe, were demolished.

With the resumption of the provision of houses etc., by the Council, a very considerable upsurge in the demand for Council tenancies followed—callers at the office became even more numerous, but at the same time requests for consideration for re-let older Council houses in preference against new higher rented houses, were also received. As usual during recent years, for each applicant who was delighted by being granted a tenancy, many more dissatisfied unsuccessful applicants continued to call at the office repeatedly and it was, on occasion, only with some difficulty, that they were able to be pacified. Naturally, dealing with the constantly increasing number of callers absorbed valuable time and again resulted in late visiting having to be done. There was evidence of an increasing awareness of what a handicap lack of modern amenities imposed on families—especially families with adolescent children of mixed sexes. Whilst it would be a tremendous step forward to think that every house in the district was supplied with the standard amenities, one can but doubt, even if houses should have a sufficiently long continuing life to justify the making of a grant, whether



owners would be prepared to meet the very considerable cost which would fall upon them as their own portion of the cost. whilst many people might consider that Local Authorities should have statutory power to require the provision of standard amenities, I am still of the opinion that much remains to be done before such amenities could be required by Notice. To take one item only, the labour force available to cope with all the work which would be involved, working at fullest possible pressure, would take years and years to complete such a task. At the same time, of course, one can but wonder when Housing Law will be amended, in the light of opportunities given to owners to bring their houses up to present day standards by means of grants, in such a manner as to consider any house not provided with standard amenities and where such amenities cannot readily be provided, to be 'unfit' within the meaning of such Law and therefore to become the subject of Clearance Procedure.

The Council, quite rightly, were disappointed that applications were not received from owners for grants in respect of tenanted properties, but one can but hope that this pattern will change.

Naturally, arising from such applications as were received, even closer contact was established both with owners, agents and contractors, and this is always well worthwhile.

Damage to surface properties from ground movement arising from mining continued during the year. Houses repaired by the National Coal Board in previous years had to be repaired again, sometimes on more than one occasion, during the year under review. The main effects of ground movement continued to be noticed in the central portion of the district.

It will be noticed from the Table giving details of complaints received that with the resumption of house building, so did complaints of overcrowding or bad sleeping arrangements increase.

Applications for bungalow accommodation continued to increase, and with the longer expectation of life, more consideration will have to be given to bungalows of all types in the reasonably near future when building programmes are under consideration. If tenants of existing Council properties who are advancing in age and whose families are married can be re-housed in bungalow accommodation, two purposes are served—they themselves can move into smaller but adequate accommodation whilst the family house they occupy can be let to younger people on the application list thus reducing the number of new houses required to be built in



these days of high cost and consequently higher rents. Instances arose during re-housing when requests were made for re-lets rather than new houses simply on account of rent. The question of Housing Subsidies continues to be as varied as ever and coupled with this the twin question of equalisation of rents and economic rents arose frequently.

As the Clearance Programme progressed, so did requests for information as to possible continuing life of property be received from possible purchasers, owners, agents and various firms of solicitors.

I am still satisfied that conditions of overcrowding exist but which only come to light when applications for Council tenancies are made, but remarks in earlier Reports on this subject have already said all that can be said on the matter.

When moral overcrowding did exist, such applications received long and serious consideration by the Housing Committee at meetings called specifically for the consideration of applications.

The system instituted in 1957 whereby Council tenants accepting lodgers paid a small additional rent continued throughout the year, and by application for permission to take in lodgers in Council houses having to be made, stricter surveillance over the occupation of Council houses was possible and where applications indicated possibly unsatisfactory sleeping arrangements, detailed inspections were made and in several instances lodgers were allowed for a short limited period only to allow alternative accommodation to be found.

## **INSPECTION AND SUPERVISION OF FOOD**

As in earlier years, this vitally important matter continued to receive as much attention as time and other duties allowed. Mobile shops from outside the district continued to be inspected from time to time, and in several instances owners of such vehicles requested inspection to ensure that their vehicles met with my approval. Indeed a healthy sign. Small matters requiring attention were carried out in the minimum of time. The mobile wet fish shop depoted in the district was also inspected regularly. Premises registered under the provision of Section 16 of the Food and Drugs Act 1955 were also inspected periodically during the year.

## **FOOD PREMISES**

At the end of the year, the following Food Premises were in use in the district:—

Butchers' Shops—Retail—Private	....	....	....	10
Butchers' Shops—Retail—Multiple Firms	....	....	....	3



Bakehouses ....	4
Cafes ....	2
School Canteens ....	4
Catering Establishments ....	1
Fried Fish Shops (also selling wet fish) ....	10
Wet fish premises (sold from mobile shop) ....	1
Greengrocers and fruiterers ....	6
Grocers and general dealers ....	42
Confectioners ....	2
Licensed premises (including W.M. Clubs) ....	16

Visits paid to the various types of premises are detailed in the Table of Inspections.

### **Milk (Special Designation)(Raw Milk) Regulations, 1949 and 1950**

Two Supplementary Licences authorising the sale of milk under the Special Designation "Tuberculin Tested" remained in force at the end of the year.

### **Milk (Special Designations)(Pasteurised) and Sterilised Milk Regulations, 1949 to 1953**

The following Supplementary Licences remained in force during the year:—

Milk sold under the Special Designation "Pasteurised" ....	3
Milk sold under the Special Designation "Sterilised" ....	2

Two Dealers' Licences were issued authorising the retail sale of milk under the Special Designation "Sterilised".

### **Ice-Cream**

Still further application for the registration of premises for the sale of ice-cream were received during the year and all premises were inspected prior to registration. The policy of previous years where premises were registered for the sale of wrapped ice-cream only continued during the year.

Details of premises registered are shown below:—

Storage and Distribution Depot ....	1
Sale of wrapped ice-cream ....	36

No premises remain in the district for the manufacture of ice-cream.

### **Food Preparing Premises**

Again no variations took place in the list of premises registered for the preparation of Sausages, Potted, Pickled, Pressed or Preserved Food intended for sale. Visits paid to food preparing premises are shown in the Table of Inspections.

No unsatisfactory conditions were found during routine inspections.



## **Meat Inspection**

Two sets of premises continued in use as slaughterhouses during the year under the same conditions as have prevailed since July, 1954. Regulations under the provisions of Section 13 of the Food and Drugs Act, 1955, and the Slaughterhouses Act, 1958, were issued during the year and by the time the next Report is prepared it will be possible to say whether local slaughter will or will not continue.

The number of animals slaughtered locally decreased again during the year as will be apparent from the Table giving details of animals slaughtered.

Ante-mortem inspections were not always able to be made but I am again glad to be able to report that 100% inspection of all animals slaughtered was maintained.

The standard of food animals slaughtered was maintained at the high level which the butchers promised when local slaughter was resumed in 1954. Slaughtering practice remained good except for minor matters.

As in previous years, slaughtering offal was collected for treatment instead of being disposed of on the Council's Tip. Tripes and cow heels still had no sale and were also disposed of for conversion into fertiliser, there being no demand for these edible offals. One can but wonder if public demand for tripe no longer exists.

The following Table indicates the animals slaughtered in the district and unsound conditions found post mortem. No carcase meat was condemned during the year. Offals found to be unfit were disposed of for treatment in a digester. I remain convinced that destruction of diseased meat is the only satisfactory method of disposing of such material. The closest co-operation continued between the butchers and myself, and whilst in the last Report I was able to report that Sunday slaughter had been eliminated, during the present year it was possible to eliminate Saturday evening slaughter as well. Slaughtering continued to be carried out during the evening and whilst this, of necessity, occupied time which would otherwise have been most welcome leisure time, had slaughtering been carried out during normal office hours, I fear adequate supervision would not have been possible except at the expense of other work. The few butchers still dressing their own animals did their utmost to complete their work as early as possible to make as small inroads into my leisure time as possible and also to minimise possible inconvenience. During the spell of very hot weather, I advised later slaughter both in the interests of the butchers themselves and to allow carcase meat to cool better. By this means, possible deterioration in the meat was obviated and the butchers appreciated



the reciprocal goodwill. Aerosols continued to be used to control flies and to the best of my knowledge and belief, no case of fly-blown meat took place.

No evidence of Cysticercosis was found.

As already stated, offals rejected as unfit for food were converted into fertiliser—a far better method of disposal than burning on the Refuse Tip.

The incidence of communicable disease fell during the year but unsound conditions rose a little as a result of more Irish cattle being slaughtered. As evidence of tuberculosis continues to fall, we can hope that the extensive research and field work undertaken in recent years is beginning to be apparent and that the day will not be far distant when this scourge is at long last eliminated.

### MEAT INSPECTION, 1959

	Cattle (excluding Cows)	Cows	Calves	Sheep and Lambs	Pigs
Number killed ....	194	3	—	325	—
Number inspected ....	194	3	—	325	—
<b>ALL DISEASES EXCEPT TUBERCULOSIS AND CYSTICERCI</b>					
Whole carcasses condemned	—	—	—	—	—
Carcasses of which some part or organ was condemned	12	—	—	1	—
Percentage of the number inspected affected with dis- ease other than tuberculosis or cysticerci ....	6.18	—	—	0.3	—
<b>TUBERCULOSIS ONLY</b>					
Whole carcasses condemned	—	—	—	—	—
Carcasses of which some part or organ was condemned	13	—	—	—	—
Percentage of the number inspected affected with Tuberculosis ....	6.7	—	—	—	—
<b>CYSTICERCOSIS</b>					
Carcasses of which some part or organ was condemned	—	—	—	—	—
Carcasses submitted to treat- ment by refrigeration ....	—	—	—	—	—
Generalised and totally con- demned ....	—	—	—	—	—

The following Table gives details of organs, etc. rejected as unfit for food, on account of the condition stated:—

#### **Tuberculosis**

Bullocks

Heads and tongues .... 4

Sets of lungs	....	....	....	6
Livers	....	....	....	3
Mesenteries and intestines				3
Heifers				
Sets of lungs	....	....	....	4
<b>Cirrhosis</b>				
Heifer livers	....	....	....	1
Bullock livers	....	....	....	3
<b>Parasitic</b>				
Sets of heifer lungs	....	....		1
Sets of bullock lungs	....	....		2
<b>Abscesses</b>				
Heifer livers	....	....	....	5
<b>Actinomycosis</b>				
Heifer heads and tongues	....			1
<b>Cystic</b>				
Lamb livers	....	....	....	1

All organs, etc. found to be unfit for food were voluntarily surrendered and disposed of as already stated earlier in this report.

### Other Foods

Details of other foodstuffs found to be unsound, and which also were surrendered voluntarily, are given below:—

<b>Meat, etc.</b>				<b>Weight</b>	
<b>Type of Meat</b>				<b>lbs.</b>	<b>ozs.</b>
Beef sausage	....	....	....	16	0
Ox tongue	....	....	....		12
Boiled ham	....	....	....		4
Chopped pork	....	....	....		7
Tongue	....	....	....	6	0
Gammon ham	....	....	....	11	6
Chopped pork	....	....	....	8	0
Steak and gravy (1 tin)	....			1	0
Irish steak (2 tins)	....			1	15
Jellied veal	....	....	....	7	0
				52	12
<hr/>					
<b>Cheese</b>					
Cheese	....	....	....	2	4
Primula cheese	....	....	....		4½
				2	8½
<hr/>					



**Tinned Foods**

Peas (2 tins) ....	1	4
Tomatoes (12 tins) ....	9	6
Beans (2 tins) ....	1	2½
Pears (2 tins) ....	2	7
Plums (6 tins) ....	7	8
Apricots (8 tins) ....	10	7
Raspberries (1 tin) ....	1	4
Grapefruit ....	1	0
Peaches (2 tins) ....	2	0
Chicken Soup (1 tin) ....		15½
Crab paste (1 tin) ....		1
Red salmon (1 tin) ....		7¾
	41	14¾

**Cereals, Cake, etc.**

Madeira Cake ....	4	0
Self Raising Flour ....	10	0
Cremola Rice ....	14	6
Semolina ....	2	0
Ready Brek ....	1	8
Quaker Oats ....	2	4
All Bran ....	1	0
Atora Suet ....	1	8
Icing Sugar ....	2	8
Cremola Custard ....	4	6
Weetabix ....	11	0
Cubs ....	2	8
Custard Powder ....	1	8
Afternoon Tea Cakes ....	3	0
Corn Flakes ....	1	0
Puffed Wheat ....		10
Macaroni ....	2	0
Jellies ....	4	0
	69	2

Total weight of unsound other food dealt with—166lbs. 5¼ozs. These articles of food were disposed of on the Council's Tip.

Whilst the total quantity of unsound Other Foods was slightly in excess of that for 1958, had it not been for the packeted cereals, etc. affected with *Stegobium Paniceum* referred to earlier in this Report, the amount of unsound food found would have been very much less than has been the case for some years.

Pre-packed and frozen foods became still more apparent during the year, but if the number of tins found in domestic refuse is to be taken as a guide, little fall-off in the consumption of canned foods is indicated. It would be interesting to know, however, to what extent sales of pre-packed and frozen foods has increased in recent years.

### **Food Hygiene Regulations, 1955-1956**

Further steady progress again took place during the year. Improvements to the bar and water supply took place in the British Railways Sports Club and after prolonged negotiations plans were submitted for alterations to the Cross Inn.

No infringement of the Regulations was noted during the year.

Further improvements to shops was achieved and still further provision of refrigerators and refrigerated display cabinets took place.

All food shops in the district do not, as yet, fully comply with the Regulations, but steady progress continues to be made. Pressure of other work, particularly Clearance Work, does not allow me to concentrate exclusively on this work but every opportunity is taken to improve more shops each year.

### **Prevention of Damage by Pests Act, 1949**

Systematic inspection of the district continued for the presence of rats and mice, and the following Table, which is a copy of the Report submitted to the Ministry of Agriculture, Fisheries and Food shows work done in this connection.

Further 10% tests of sewers indicated little or no sewer infestation.

Regular routine inspections of the Council's Refuse Tip, Sewage Disposal Works and Church Hill Depot continued and treatments were undertaken as found to be necessary.

Block control methods continued to be used when practicable.

No formal action was found to be necessary during the year nor was it necessary to serve notices for rat-proofing of buildings. Speaking generally, early notification of suspected infestation resulted in early eradication but in some instances, delay in notifying resulted in well established colonies requiring tougher treatment.



**Ministry of Agriculture, Fisheries and Food**  
**Prevention of Damage by Pests Act, 1949**

Report for 9 months ended 31st December, 1959

	TYPE OF PROPERTY				
	Non-Agricultural				Agricultural
	Local Authority	Dwelling Houses (including Council Houses)	All other inc. Business Premises	Total of Cols. 1, 2 and 3	
1. Number of properties in Local Authority's District .....	6	2635	382	3023	7
2. Number of properties inspected as a result of					
(a) Notification .....	—	51	—	51	—
(b) Survey under the Act ....	6	442	—	448	—
(c) Otherwise (e.g. when visited primarily for some other purpose) .....	—	128	—	128	—
3. Total inspections carried out—including re-inspections .....	84	692	—	776	—
4. Number of properties inspected (in Section 2) which were found to be infested by:					
(a) Rats (Major .....	4	—	—	4	—
(Minor .....	—	46	—	46	—
(b) Mice (Major .....	—	—	—	—	—
(Minor .....	—	6	—	6	—
5. Number of infested properties (in Section 4) treated by the Local Authority (Figures should exceed those given at Sect. 4)	4	52	—	56	—
6. Total treatments carried out including re-treatments .....	4	63	—	67	—
7. Number of notices served under Section 4 of the Act					
(a) Treatment .....	—	—	—	—	—
(b) Structural Work (i.e. Proofing) .....	—	—	—	—	—
8. Number of cases in which default action was taken following the issue of a notice under Section 4 of the Act ...	—	—	—	—	—
9. Legal Proceedings .....	—	—	—	—	—
10. Number of "Block" control schemes carried out .....	—	—	—	—	—

### **Barnsley Canal**

Following conveyance of the canal to the National Coal Board, a weir was constructed at Whincover and in anticipation of the lowering of Church Hill Bridge, a culvert was made. Very little depth of water remains in the canal but a close watch will have to be kept if weed growths are not to choke it completely.

### **Public Conveniences**

The story of damage reported in previous years continued but to a greater degree by virtue of the fact that both sets of conveniences—on Midland Road and at The Wells—were in use during the whole year.

For a long time we were spared the artistic efforts of mural artists, but this no longer applies—unfortunately.

Except for condemning in the strongest possible terms the unknown persons who caused damage, nothing which has not been said in earlier reports remains to be said. One can but hope that irresponsible persons will quickly develop a sense of responsibility and realise that to repair wanton damage is nothing more or less than wasting public money.

### **Supply of Dustbins**

The scheme for the replacement of dustbins continued to operate smoothly and efficiently. Isolated cases of misuse of dustbins arose but letters sent to offenders quickly resulted in better care being taken of the bins.

Purchase Tax continued to be payable.

### **Moveable Dwellings**

Again I am able to report that no moveable dwellings were permanently sited in the District, the Council continuing to look upon applications in this respect with disfavour.

### **Welfare of Aged People**

Reference was made in the Annual Report for 1958 of the inauguration of a Warden's Scheme in respect of the Aged Persons Bungalows in Greenwood Crescent. Mrs. Luckman, the Warden, continued her duties during the year at present under review. At least two visits a day were made to each bungalow and in many instances more frequent visiting took place. From comments made to me there can be no doubt that these tenants appreciate the kindly help and understanding which Mrs. Luckman lavished on them but doubts arise from time to time as to whether in greater or lesser degree Mrs. Luckman's good nature is imposed upon. As is only to be expected with a number of aged people, indifferent health and the effects of extremes of weather are quickly felt. Credit must also be given to Mr. Luckman for the help he gave his wife without any desire or expectation of financial recognition.



During the year, enquiries were received from other Authorities considering the possibility of inaugurating a similar service and it was hoped that the information this Council was able to supply would assist them in their own deliberations.

The possibility of extending this Service at a later date in respect of other Council properties received consideration.

One natural result of the action taken so far as the Greenwood Crescent Bungalows were concerned was the receipt of numerous requests for information as to why similar action could not be taken for elderly persons in privately owned houses. When it was explained that the Council had no powers in this respect comments made left one in no doubt as to the feelings of the persons making the enquiries.

### **Civil Defence**

Little can be added in this respect other than to say that further efforts to get training classes started met with no success.

### **Mortuary**

Other than works of normal maintenance, no works were found to be necessary in the Council's Mortuary.

### **Cemetery**

Cemetery Registers and Records continued to be lodged in my office.

Reference was made in the Annual Report for 1958 to the necessity of revising Cemetery charges in view of the increasing deficit in the Cemetery Account, and these were brought into operation as from 1st April, 1960.

During the year ended 30th March, 1960, the following interments took place in the Council's Cemetery :—

Interments in New Graves ....	26
Interments involving opening of graves	33
Interments in Public Grave ....	0
	—
Total interments	59
	—

Approval was given to the erection of 26 Memorials.

During the year, imitation grass mats were brought into use, a nominal charge being made for their use, and the use of these mats received general approval. I feel very strongly that anything which can be done to remove starkness from a grave should be done. The Council allowed these mats to be used for funerals in the Church Burial Ground on payment of the nominal charge already referred to.

In anticipation of having to open up that part of the Cemetery not in use for burials, the whole portion was drained and it was apparent how necessary this step was before burials started to take place. After due consideration, it was decided that as and when burials in this portion of the cemetery take place, that development should be on the semi-lawn system and memorials should be limited to headstones only, maximum dimensions being fixed. In this way, it will be possible for the cemetery to be kept neat and tidy as coarse grass will not be able to take root at the sides of kerbs. These decisions were communicated to Monumental Masons who accepted the Council's decision without demur. At a later time, no doubt purchasers of graves might wish to object but until such time arrives, no benefit can be derived from trying to forecast the future.

Income from fees during the year amounted to the sum of £413/8/0d. as detailed below :—

	£	s.	d.
Exclusive Rights of Burial ....	106	10	0
Interment fees ....	241	0	0
Vault fees ....	1	1	0
Memorial fees ....	44	12	0
Grants of Right ....	3	5	0
Grave Marker Stones ....	13	0	0
Use of grass mats ....	4	10	0
	<hr/> £413 18 0 <hr/>		

No occasion arose during the year whereby it was necessary to arrange the burial of a person under the provisions of the National Assistance Act, 1948.

Assistance continued to be given to the Parochial Church Council during the year and accounts for time spent together with proportions of various Standing Charges were claimed quarterly.

The revised scales of charges did not eliminate the deficit on the Cemetery Account but it reduced it.

It is with regret that I have to make reference, yet again, to damage to the railings at the lower end of the cemetery. Despite the fixing of new railing stays the year before, sections of railings were broken down. Damage was done to the trees and coloured chippings on graves mixed. Flowers and flower vases were also found to have been moved from grave to grave. Naturally, persons responsible for graves took exception to interference with graves and expressed themselves in no uncertain terms.



Further complaints of the general condition of the Church Burial Ground adjoining the Council's Cemetery were referred to the Parochial Church Council.

## CONCLUSION

As mentioned at the beginning of this Report, I must apologise for the delay in submitting it which has arisen mainly by virtue of the ever increasing number of callers at my office and the longer interviews involved in discussing properties with Owners, Agents and Contractors, either in respect of possible demolition or where applications for grants were involved.

I trust that it will again be apparent to Members from the foregoing Report that the Sanitary Section of the Public Health Department again had a strenuous and very full year. Variety of work, in spite of the vast amount to be got through helped and progress with matters envisaged in previous years gave an increasing sense of accomplishment. At the same time, however, dealing with the increasing numbers of callers absorbed a great deal of time and once again resulted in late visiting having to be done. With some applications for Grants, where applicants worked away from the District and were away from home all day, necessary inspections and discussions of proposals could only reasonably take place after normal office hours but persons concerned were anxious to make as little incursion into my time as possible. This justified a broken evening. I have made mention in earlier Reports of callers, both in person and over the telephone, who refuse to leave either names or messages which is not helpful and frequently requests for personal interviews proved that the matters for which the call had been made could easily have been dealt with by the members of my staff. Numbers of callers at my house at weekends showed a welcome decline and where such calls were made, speaking generally, the caller apologised for doing so. Where work or other unavoidable circumstances prevented calls being made at the office, real exception could not be taken although on several occasions I advised callers that they could have received ready help had they put their questions to me by letter.

The Table of Visits indicates efforts made to keep all matters coming within the purview of my Section of the Public Health Department under regular supervision, but as year follows year, so does the scope of responsibility increase, and the work becomes ever more onerous. It is pleasing to be able to report considerable progress with the Clearance Programme with little recourse to strictly legal action, and I hope that by the time the next Report

is prepared that I shall be able to advise the Council that the first Five Year Clearance Programme is within site of completion.

It is essential that I again express my sincere thanks to the Chairman, the Vice-Chairman and Members of the Health Committee for their unfailing support and encouragement during the year. My sincere thanks are also due to the Chairman of the Housing Committee for his ever ready support and understanding on Housing matters, even when necessity forced me to call to see him late in the evening.

The co-operation between my office and that of the Medical Officer of Health, to which I have previously made reference, continued throughout the year under review. It is again my pleasant privilege to thank Dr. Barnes for the very friendly working which existed between us and which, I am confident, was helped in no small measure by his wide interpretation of "General Direction" which is written into the Regulations governing my appointment. Where such conditions exist, progress can only follow.

Towards the end of the year my clerical assistance was increased, Mrs. Owen working on those days when Mrs. Preston did not work. As a result, my Department now has equivalent to one full-time Clerk/Shorthand Typist and much benefit has already accrued. Without the able assistance provided by these ladies, the efficiency of the Department would have had to suffer.

My thanks are also due to my fellow Officials for their help to me in the execution of my duties.

I am,

Mr. Chairman, Madam and Gentlemen,

Your Obedient Servant,

GEORGE E. MILLAR

Public Health Inspector,  
Cleansing Superintendent,  
Cemetery Registrar and  
Housing Officer.



## SECTION V

### DIVISIONAL STAFF

#### Divisional Medical Officer:

R. BARNES, B.A., M.R.C.S., L.R.C.P., D.P.H.

#### Assistant County Medical Officers:

T. F. M. JACKSON, L.R.C.P., L.R.C.S., L.R.F.P.S., D.P.H.

S. G. A. HENRIQUES, M.B., Ch.B.

#### Clinic Medical Officers:

Dr. C. B. Ball	Dr. W. G. S. Maxwell
Dr. J. H. Fairclough	Dr. N. M. Piercy
Dr. H. W. Gothard	Dr. M. Scott
Dr. G. Ingram	Dr. M. E. Tapissier
Dr. J. Leishman	Dr. L. Taylor
Dr. K. Mathers	Dr. J. W. Whitworth

#### Health Visitors:

P. M. P. Adkins (Miss) (App. 1.10.59)	M. Lloyd (Miss)
M. Baker (Miss)	G. M. Lodge (Mrs.)
B. Clarke (Mrs.) (Res. 10.6.59)	F. A. Manley (Mrs.)
D. Gibson (Mrs.)	B. Swift (Miss)
A. M. Harston (Mrs.)	C. Totty (Mrs.)
M. E. Lee (Miss)	D. Westerman (Miss)
	F. H. Whittlestone (Miss)
	A. M. Widdison (Mrs.)

#### Clinic Nurses:

E. B. Mullin (Miss) (App. 20.7.59)	D. Hodgson (Mrs.) (App. 6.7.59)
---------------------------------------	------------------------------------

#### Tuberculosis Health Visitors:

M. Mellor (Miss)	E. Beever (Mrs.)
------------------	------------------

#### Midwives:

M. A. Collins (Mrs.) (App. 1.4.59)	M. Marsland (Mrs.)
D. Crossley (Miss)	D. Newton (Mrs.)
B. Fitzpatrick (Mrs.)	E. Parkes (Mrs.)
C. M. Hill (Mrs.)	E. A. Staley (Mrs.)
B. Horsfield (Mrs.)	M. Walters (Mrs.)
I. O. Kilner (Mrs.)	E. Ward (Mrs.)
	M. Wroe (Mrs.)

#### Home Nurses:

M. Allen (Mrs.)	K. M. Hanson (Mrs.)
V. Beech (Mrs.) (App. 17.5.59)	M. Jones (Mrs.) (App. 17.1.59)
H. Biegalski (Mrs.) (App. 14.9.59)	M. McConnell (Mrs.)
E. Brooks (Mrs.)	H. Padgett (Mrs.)
F. G. Cartwright (Mrs.)	B. Parker (Mrs.)
N. C. Crofton (Miss)	R. E. Scott (Miss)
E. Cross (Mrs.)	J. E. Sowerby (Mrs.) (App. Jan., 1959, Res. Sep., 1959)
R. Edwards (Mrs.)	E. A. Walker (Miss)
A. C. Goldthorpe (Mrs.) (Res. Feb., 1959)	

#### Mental Health Social Worker:

M. Webster (Mrs.) (Res. 31.12.59)

#### Mental Health Home Teacher:

E. Harrott (Mrs.)

#### Speech Therapist:

S. Holmes (Mrs.)

#### Duly Authorised Officers:

J. Hyland (Mr.)	H. Nettleton (Mr.)
-----------------	--------------------

#### Senior Clerk:

L. S. Wrigg (Mr.)

## **DIVISIONAL REPORT**

### **Vital Statistics**

I have compiled a comparative table of the vital statistics for each of the County districts comprising Division No. 25, which I feel may be of interest to each separate authority in assessing how they stand in relation to the local figures generally.

### **Births**

The number of live births registered in the divisional area in 1959 was 1,307. This is equivalent to a crude birth rate of 17.0 per 1,000. There were 27 stillbirths, giving a stillbirth rate of 20.2.

### **Deaths**

The deaths assigned to the divisional area, after the addition and deduction of inward and outward transfers was 736 giving a crude death rate for the division of 9.6. You will notice in the table that this is lower than any of the other figures given for individual districts, but the other figures show adjusted rates. Unfortunately, no adjusted rate is available for the division.

### **Infant Mortality**

There were 26 infant deaths in the division during the year, of which 14 occurred in the neo-natal period. This gives an infant mortality rate for the division of 19.9.

### **Vaccination and Immunisation Statistics**

I give a table showing the figures for vaccination and immunisation during 1959. It is very pleasing to report that in six of the seven districts vaccination against Smallpox has risen quite sharply, so that the total for the Division is now 50% as compared with 36% during the previous year. In five of the seven districts immunisation against Whooping Cough has shown an improvement, so that by the end of the year 81.6% of the under-one population had been immunised, compared with 74% during the previous year. The position with regard to Diphtheria immunisation is a very complicated one. There is an overall drop of 7% in the total immunised and in the main this shows an increase in the pre-school numbers and a corresponding decrease in the school figures. During the year 64% of the under one population were immunised against Tetanus.

During the year much of the Department's time was again taken up with both first and second doses of Poliomyelitis vaccination, and separate tables are provided showing the position during and at the end of the year.



## Midwifery and Maternity Services

The number of cases attended by domiciliary midwives was 626, and during the year there were 708 institutional confinements. These figures compare with 704 and 618 respectively in the previous year. The number of new cases attending ante-natal clinics in the division was 600 and the total number of attendances was 3,617. Post-natal attendances were 273, this figure shows a slight decline compared with 1958.

District	Acres	Population Registrar General's Estimate Mid 1959	Adjusted Birth Rate per 1,000 pop.	Adjusted Death Rate per 1,000 pop.	Stillbirth Rate	Infant Death Rate	Peri-natal Mortality Rate
Cudworth . . . .	1,746	8,900	18.8	12.2	16.9	23.0	22.6
Darfield . . . .	2,018	6,590	22.5	12.0	13.3	20.3	20.0
Darton . . . .	4,726	14,740	14.7	12.3	17.7	9.0	26.5
Dodworth . . . .	1,857	4,290	14.6	15.1	15.4	—	15.4
Royston . . . .	1,452	8,410	15.1	14.2	29.6	15.3	29.6
Wombwell . . .	3,850	19,080	15.9	11.3	31.9	29.7	51.1
Worsbrough . .	3,420	14,740	18.0	14.4	11.2	22.6	18.7
Rates for the Division . . .	20,099	76,750	17.0 (Crude)	9.6 (Crude)	20.2	19.9	29.2
Rates for the Administrative County . . . .			16.7	12.7	20.4	24.0	33.7

District	Population	Smallpox Vaccination		Whooping Cough Immunisation		Diphtheria Immunisation			Tetanus Immunisation	
		No.	%	No.	%	Years 0-15	Years 0-4	Years 5-15	No.	%
Cudworth . .	8,900	88	51	136	78.5	83.2	55.6	96.6	107	62
Darfield . .	6,590	118	77	126	83.2	87.7	70.5	99	46	30
Darton . . .	14,740	72	31	216	94.3	66.2	59.5	68.2	156	68
Dodworth . .	4,290	24	36	63	94	70.9	63.5	74.1	54	80
Royston . . .	8,410	71	56	120	94.5	75.7	60.0	83.9	114	90
Wombwell . .	19,080	218	69	260	83.7	64.2	45.9	79.0	247	78
Worsbrough	14,740	87	32	163	60.2	68.9	57.0	79.6	137	50
Divisional Figures . . .	76,750	678	50	1,088	81.6	72.3	56.4	79.9	861	64

# **POLIOMYELITIS VACCINATION 1959 — WITH TWO DOSES**

District	POSITION AT 31st DEC., 1958				COMPLETED DURING 1959				GRAND TOTAL AT 31st DEC., 1959			
	Children	Young Persons	Expectant Mothers	Total	Children	Young Persons	Expectant Mothers	Total	Children	Young Persons	Expectant Mothers	Total
Cudworth . . . . .	1,438	66	148	1,652	479	728	178	1,385	1,917	794	326	3,037
Darfield . . . . .	1,220	56	56	1,332	350	676	43	1,069	1,570	732	99	2,401
Darton . . . . .	1,192	23	26	1,241	862	768	23	1,653	2,054	791	49	2,894
Dodworth . . . . .	585	7	5	597	507	464	19	990	1,092	471	24	1,587
Royston . . . . .	1,064	39	5	1,108	503	447	8	958	1,567	486	13	2,066
Wombwell . . . . .	2,795	148	40	2,983	1,218	639	40	1,897	4,013	787	80	4,880
Worsbrough . . . . .	1,646	44	82	1,772	1,055	396	94	1,545	2,701	440	176	3,317
Barnsley Grmr School (W.R. Pupils) . . . .	145	—	—	145	37	57	—	94	182	57	—	239
Barnsley High School (W.R. Pupils) . . . .	172	69	—	241	—	8	—	8	172	77	—	249
School of Technology Occupation Centre, Wombwell . . . . .	12	—	—	12	—	62	—	62	—	62	—	62
Divisional Totals . . . .	10,269	452	362	11,083	5,011	4,245	405	9,661	15,280	4,697	767	20,744



## POLIOMYELITIS VACCINATION 1959 (WITH THREE DOSES)

District	Children	Young Persons	Expectant Mothers	TOTAL
Cudworth . . . . .	621	58	110	789
Darfield . . . . .	911	157	49	1,117
Darton . . . . .	911	290	9	1,210
Dodworth . . . . .	547	21	—	568
Royston . . . . .	804	74	3	881
Wombwell . . . . .	1,782	98	8	1,888
Worsbrough . . . .	1,199	40	23	1,262
Barnsley Grmr School . . . .	131	—	—	131
Barnsley High School . . . .	208	46	—	254
Divisional Totals	7,114	784	202	8,100

### Ante-Natal Clinics

The ante-natal clinic at Royston showed a slight decline during the year with 119 patients making 523 attendances. This is a decrease of 11 patients and 124 attendances, compared with the previous year.

### Infant Welfare Clinics

The local clinic in Royston showed a slight rise in attendances during the year. The total number of attendances made by children under the age of one year was 3,163 compared with 3049 in 1958. The number of attendances made by children over the age of one year was 1,762 as compared with 1,394 in the previous year.

### School Health Service

I am pleased to report that the routine work of school medical inspection showed a substantial increase over 1958, and this rate of inspection would probably keep things on an even keel, but unfortunately does not make up for the back-log of the previous years. I am sorry to say that I cannot report the position as entirely to my satisfaction.

The table shows the work carried out by the school health service during the year.

## SUMMARY OF DEFECTS FOUND

District	No. of children examined	No. satis- factory	No. unsatis- factory	DEFECTS FOUND					Passed for treatment
				Ocular	E.N.T.	Heart	Orthopaedic	Lungs	Other
Cudworth	813	812	1	144	60	11	—	17	108
Darfield	316	314	2	21	39	13	—	13	65
Darton	774	773	1	88	52	2	—	11	89
Dodworth	231	230	1	39	18	7	—	2	33
Royston	536	535	1	93	38	5	—	15	45
Wombwell	899	898	1	88	43	3	—	9	62
Worsbrough	852	851	1	87	34	1	—	13	75
Totals	4,421	4,413	8	560	284	42	—	80	477
									467

## SPECIALIST CLINICS

Clinic	No. of Attendances						
	Cudworth	Darfield	Darton	Dodworth	Royston	Wombwell	Worsbrough
Ophthalmic	213	85	208	57	128	222	204
Ear, Nose and Throat	79	5	55	7	18	18	43
Paediatric	9	2	23	1	2	9	9
Child Guidance	12	6	17	—	8	49	24



MINOR AILMENT CLINICS				SCHOOL CLINICS
District		No. of Children	Total attendances	No. seen by doctor
Cudworth	....	—	—	248
Darfield	....	80	86	93
Darton	....	28	40	263
Dodworth	....	17	21	36
Royston	....	91	143	185
Wombwell	....	30	37	96
Worsbrough	....	485	528	77

### Speech Therapy

		No. of Children	Total Attendances
Cudworth	....	7	97
Darfield	....	2	34
Darton	....	10	181
Dodworth	....	2	27
Royston	....	5	110
Wombwell	....	14	277
Worsbrough	....	7	124

### Wombwell Special School

Darfield	....	1	13
Darton	....	2	41
Wombwell	....	2	47
Barnsley Borough		2	48

### Health Visiting

The staffing position with regard to health visitors remained relatively unchanged from the previous year. The total number of visits made by the Health Visitors during the year was 33,020, of which 20,058 were made to pre-school children. 6,707 visits were made to children under the age of one year.

As in other spheres, Poliomyelitis vaccination took up a great deal of the health visitors' time during 1959, and I feel that the time is fast approaching when we must consider if such routine work could not be done by some lesser qualified person. It is not generally realised that the health visitor is a qualified nurse, a qualified midwife and a further post-graduate certificate in health visiting.

### Home Nursing

The home nurses in the division made 46,963 visits last year. 39,459 of these being to medical cases, 6,690 to surgical cases and 586 visits were made to Tuberculosis patients. These figures all show a decline compared with previous years. I would not like

this to convey the impression that the home nurses are under-employed, but it is largely accounted for by the change in the nature of their work. Previously, many of their visits were accounted for as visits for injection, particularly of antibiotics, nowadays, many antibiotics are given quite satisfactorily by mouth, and do not require the visit of a home nurse. On the other hand, the number of aged general nursing cases has increased, and consequently much more time is being spent per case.

### Home Help Service

The Home Help Service continued to provide a service mainly for the elderly. The proportion of the time tended to the aged of 65 years and over increased slightly to 91.5% of the total hours expended. The total number of Home Help cases was 663, and these cases received a total of 103,941 hours. This compares with 589 and 98,880 hours respectively in the previous year. The total number of hours rose by about 6% in 1959.

## MENTAL HEALTH SERVICE

### Mental Deficiency

A. Cases ascertained to be defective and subject to be dealt with during 1959 :

Number in which action was taken on reports by :

						<b>Under 16 yrs.</b>		<b>Over 16 yrs.</b>	
						M.	F.	M.	F.
i.	Local Education Authority :								
	a.	While at school or liable to attend school ....				2	1	—	—
	b.	On leaving Special School ....				—	—	1	—
	c.	On leaving Ordinary School				4	2	—	—
ii.	Police or by the Courts ....					—	—	—	—
iii.	Other sources (transfer from other districts, re-ascertainments, etc.) ....					—	—	1	1
						6	3	2	1



B. Particulars of cases removed from Register during 1959 :

	Under 16 yrs.		Over 16 yrs.	
	M.	F.	M.	F.
i. By reason of death ....	1	—	1	—
ii. De-classified ....	—	—	—	—
iii. Removal to Mental Deficiency Hospitals - ....	1	—	—	3
iv. Transfers to other districts ....	1	1	—	2
	3	1	1	5

C. Particulars of cases on the Register at 31st December, 1959 :

	Under 16 yrs.		Over 16 yrs.	
	M.	F.	M.	F.
i. Statutory Supervision ....	18	19	61	62
ii. Voluntary Supervision ....	—	—	17	22
iii. Under Guardianship ....	—	—	—	—
iv. On Licence from Mental Deficiency Hospitals ....	—	—	—	—
	18	19	78	84

### Training Facilities for Mental Defectives

Particulars of Mental Defectives etc. :

Centre	Supervisor	Under 16 yrs.		Over 16 yrs.	
		M.	F.	M.	F.
Wombwell ....	Mrs. E. Large ....	7	11	4	3
Hemsworth ....	Miss Porter ....	1	3	2	—
Barnsley C.B. ....	Miss Smith ....	5	1	2	4
		13	15	8	7

At present there are 37 mental defectives in the Division who are under 16 years of age, and I am happy to report that 28 are in full-time attendance at Occupation Centres; and of the remainder 3, due to physical as well as mental disability, are unable to be catered for at the present time; 3 are in employment and 3 are still in attendance at ordinary school and will be catered for at the beginning of 1960.

As a result of the opening of the Occupation Centre at High Green the 5 mentally handicapped attending the Wombwell Occupation Centre were withdrawn in November and the overcrowded position was alleviated. There is only provision for 27

at the Wombwell Centre, and now there are 26 in attendance, but the remaining vacancy will be taken at the commencement of 1960 by a child who is in the course of notification. Also vacancies have been created at the Barnsley Occupation Centre, but as all the children are at present catered for I have not been able to utilise the places.

The most pressing need now is for adequate adult full-time training facilities and I have put forward proposals to the West Riding County Council for adaptations and extensions to the existing Centre at Wombwell, and I am given to understand that the proposals in principle have been accepted. I am now awaiting decisions as to the suitability of building plots and the general extent of the proposed extensions. I had visualised an adult female unit covering domestic and general duties training, and an adult male unit covering carpentry and more general forms of training. At present, there are 44 females and 27 males who could be adequately catered for by the proposed extensions, although out of this figure, 38 females and 13 males are at present in attendance at Occupation Centres and Group training classes or by visits by the Home Teacher. 15 males so far do not participate in the Training Scheme and parents have not been pressed on the matter, as the majority have attended school up to the age of 15 years, and possibly would react so unfavourably to the available training facilities, i.e. rug-making, basket work, stool-making, knitting etc., that they would not entertain an adult centre when it is available.

### **Group Training**

Facilities for training adult mentally handicapped who are unable to attend Occupation Centres are provided by Group Training Classes held in various parts of the Division, or in case of physical handicapped or domestic commitments by home visits.

There are four classes, and many of the adult mentally handicapped attend all classes and are issued with travel vouchers. Classes are held in the following districts :

Monday,	9.30 a.m. to 4.0 p.m.	Darby and Joan Club, Royston (Mrs. E. Harrott)
Tuesday,	9.30 a.m. to 4.0 p.m.	Parish Hall, Wombwell. (Mrs. E. Harrott)
Thursday,	9.30 a.m. to 4.0 p.m.	Ambulance Hall, Worsbro' Bridge (Mrs. E. Harrott)
Friday,	9.30 a.m. to 4.0 p.m.	Old School Clinic, Darton. Parish Hall, Darton. (Mrs. E. Harrott)



During the year 2 males and 21 females attended Group training classes and a further 3 males and 10 females attended spasmodically, depending on their physical condition and in the event of their non-attendance they were visited by the teacher who gave home tuition.

Again thanks are due to the Parent's Association who during the year have given financial aid towards a Pantomime Trip, a Day's Outing to Mablethorpe and a half a day's outing to Millhouses, Sheffield.

### Wombwell Occupation Centre

During the year there was a time when the Wombwell Occupation Centre was over strength, but with the withdrawal of 5 mentally handicapped children from Division 22 the number of children is now 25. The following table shows the age groups attending :

	5	6	7	8	9	10	11	12	13	14	15	16	+16
	yrs.	yrs.	yrs.	yrs.	yrs.	yrs.	yrs.	yrs.	yrs.	yrs.	yrs.	yrs.	yrs.
Males ... ..	1	—	1	3	—	1	1	—	—	—	—	1	3
Females ... ..	—	1	—	1	—	—	1	—	3	2	1	2	3

On the withdrawal of the children from Division 22 it was possible to re-route the special bus to cater for the children in Wombwell, which has ensured the attendance of those who did not attend regularly because of physical handicap and the inclement weather. It has also been found possible to admit 2 non-ambulant mentally handicapped children this year, but it is felt that the Supervisor and her staff will not be able to adequately manage further physically handicapped until such time as the West Riding Dental Department vacate the two ground floor rooms which are at present at their disposal.

A new advent at the Centre is that the Rector of Wombwell, Canon Adkins, is now attending the Centre weekly to give non-denominational scripture lessons which are greatly appreciated by the staff and enjoyed by the children.

Thanks again are due to the Parents' Association who have provided the Centre with a Cine projector; the Wombwell Rotary and Inner Wheel who organised a five-day Whitsuntide holiday for 13 of the mentally handicapped at Scarborough.

The staff and children had their Annual Day's Outing in July and a successful Open Day was held at the end of July. Instead of holding a Nativity Play, the Children and Staff gave a musical shortened version of 'Red Riding Hood' and a Carol Service at the Parish Hall and 150 parents and friends were present.

It is with pleasure that I have to report that Miss Thornton, an Assistant at the Centre, has been accepted on the Course for Training of Teachers of Mentally Handicapped run by the National Association for Mental Health held at Manchester.

As a matter of general interest, I set out on the next page the disposal of all mentally handicapped on the Supervision Register for the whole area.

### **Accommodation**

During the past year 9 cases have been admitted to Mental Hospitals for short-stay periods, and again this facility was appreciated by the parents as it enabled the family to have holidays which they otherwise would not have been able to manage.

2 adult females were admitted as informal patients to Hospital due to the death of parents, and one boy was admitted to Hospital on a probation order with a condition of residence in a Hospital.

18 patients who were in Mental Deficiency Hospitals under order have been discharged during the year and re-admitted on an informal basis.



# DISPOSAL OF MENTALLY HANDICAPPED ON THE SUPERVISION REGISTER FOR THE WHOLE DIVISION

Age Groups	Receiving Training		Working	Assisting in the home	Training offers refused	Unable to be trained because of physical or mental disability	Still in ordinary school
	O.C.	G.T.	H.T.				
FEMALES :							
Under 16 years ....	13	—	—	—	—	2	—
Over 16 years - ....	7	21	10	18	8	4	1
MALES :							
Under 16 years ....	15	—	—	—	1	1	2
Over 16 years ....	8	2	3	4	14	4	—
TOTALS ....	43	23	13	22	23	11	3

(Female aged over 16 years is at present receiving mental hospital treatment ; she previously received group training)

## Mental Health After-Care Service

Particulars relating to discharges  
from Mental Hospitals during the year.

				(Vol.)		(Cert.)		Deaths	
				Section 1		Section 16			
				M.	F.	M.	F.	M.	F.
Storthes Hall	....	....	....	14	26	12	15	6	4
Stanley Royd	....	....	....	10	1	—	—	1	1
Middlewood	....	....	....	2	—	1	—	—	—
Scalebor Park	....	....	....	—	—	—	—	—	—
Totals				26	27	13	15	7	5

One of the main features under the new Mental Health Act is the development of an adequate service to cover all mentally disordered persons, whether or not they have been in hospital and I can foresee in the not too distant future a much closer liaison with Mental Hospitals, General Practitioners and this Department to ensure a fully comprehensive after-care service. I attended a meeting of Medical Officers of Health of the areas covered by the Catchment Area of Storthes Hall Mental Hospital convened at Storthes Hall, when the question of mutual co-operation was thoroughly discussed by the Local Authority Staffs and the Regional Hospital Board Staff. A further Meeting of Duly Authorised Officers and Mental Health Social Workers was also convened at Storthes Hall when further discussions on future policy were held. With these discussions and the future policy of the West Riding County Council I am hopeful that the after-care service will prove of real worth to the community as it should ensure a complete co-ordination of service incorporating the General Practitioner, the Mental Hospitals and the Local Authority.

## Mental Health Exhibition

Encouraged by the success of the small Exhibition staged in 1958, an Exhibition covering the whole of the Mental Health Service was staged at 6 Victoria Road, Barnsley, on the 4th December, 1959. Considerable help was given by the Sheffield Regional Hospital Board by loan of photographs, Granada, by supply of literature; Dr. Bruce, the Medical Superintendent of Storthes Hall, by his kindness in allowing 2 members of his staff and 4 patients to attend to illustrate Hospital Occupational Therapy; the Supervisor of the Wombwell Occupation Centre and the Home Teacher by preparation of Exhibit stands and their help in general.



Unfortunately, due to the very inclement weather conditions, attendance was affected, although approximately 200 visited the Exhibition. One of the main features was a film show covering Mental Illness and Mental Deficiency. I was most pleased to see Mr. Roy Mason, M.P., Mr. E. Wainwright, M.P., Dr. J. Leiper, the Deputy County Medical Officer of Health and Dr. Bruce, Superintendent of Storthes Hall, and also the organised parties of pre-nursing students from the Local Technical College.





