

[Report 1964] / Medical Officer of Health, River Tees Port Health Authority.

Contributors

River Tees Port Health Authority.

Publication/Creation

1964

Persistent URL

<https://wellcomecollection.org/works/fzvuncnx>

License and attribution

You have permission to make copies of this work under a Creative Commons, Attribution, Non-commercial license.

Non-commercial use includes private study, academic research, teaching, and other activities that are not primarily intended for, or directed towards, commercial advantage or private monetary compensation. See the Legal Code for further information.

Image source should be attributed as specified in the full catalogue record. If no source is given the image should be attributed to Wellcome Collection.




Wellcome Collection
183 Euston Road
London NW1 2BE UK
T +44 (0)20 7611 8722
E library@wellcomecollection.org
<https://wellcomecollection.org>

AC 9471(2) LIBRARY COPY


11

1964

RIVER TEES PORT HEALTH
AUTHORITY



SEVENTY EIGHTH
ANNUAL REPORT
OF THE
MEDICAL OFFICER OF HEALTH



1964

RIVER TEES PORT HEALTH
AUTHORITY

SEVENTY EIGHTH
ANNUAL REPORT
OF THE
MEDICAL OFFICER OF HEALTH

H. & F. STOKELD, PRINTERS
GRANGE ROAD, MIDDSBROUGH

—
1965

THE RIVER TEES PORT HEALTH AUTHORITY.

LIST OF MEMBERS.

APPOINTED JUNE, 1964

Middlesbrough Corporation :

Alderman T. Farthing
Alderman F. J. Longstaff, J.P.
Councillor D. V. Allen
Councillor A. Gibson
Councillor F. Morton
Councillor W. J. Story
Councillor A. Pearson
Councillor H. Pinder

Billingham U.D.C. :

Councillor W. Crossley
Councillor A. J. Arnold
Councillor C. Wilson

Eston U.D.C. :

Councillor E. W. Ditchburn
Councillor W. Herlingshaw
Councillor W. Twidale

Thornaby-on-Tees :

Councillor C. Anderton
Councillor J. White

Redcar Corporation :

Alderman S. G. Shillito
Councillor J. P. Munro

Stockton Corporation :

Councillor R. E. Creasey
Councillor Mrs. P. Partington
Councillor Mrs. M. Scott
Councillor J. H. Cooke

Stockton R.D.C. :

Councillor F. B. Battersby
Councillor G. E. Catchpole

Chairman 1964-1965

Councillor W. Crossley

Chairman 1963-1964 :

Councillor Mrs. M. Scott

Solicitor to the Authority :

J. H. Storey, Esq.

Clerk :


H. L. Cartwright, Esq.

Assistant to Clerk :

Mrs. P. Johnson

SECTION I.—STAFF.

TABLE A.



Name of Officer	Nature of Appointment	Date of Appointment	Qualification	Any other appointments held
R. Taylor	Medical Officer of Health	9. 3. 1964	M.B., Ch.B., D.P.H.	Medical Officer of Health, County Borough of Middlesbrough, Principal School Medical Officer.
J. H. E. Baines	Deputy Port Medical Officer	11. 5. 1964	M.B., Ch.B., D.P.H.	Deputy Medical Officer of Health
Janet B. Patterson	Asst. Port Medical Officer	1. 3. 1962	M.B., Ch.B.	Senr. Asst. M.O.
J. E. H. Tullis	Asst. Port Medical Officer	1. 5. 1961	M.B., Ch.B. L.R.C.P.E., L.R.C.S.E., L.R.F.P. & S.G.	Senr. Asst. M.O.
W. B. Shaw	Asst. Port Medical Officer	13. 8. 1964	M.B., B.S., D.P.H.	Senr. School Medical Officer
A. Nielson Jones	Chief Port Health Inspector	12. 4. 1937	Master Mariner, C.R.S.I., Cert. Meat and Food	Food Inspector and Rodent Officer
G. A. Richards	Deputy Chief Port Health Inspector	1. 4. 1956	Master Mariner, C.R.S.I., Cert. Meat and Food	Deputy Food Inspector and Rodent Officer
W. B. Curry	Assistant Port Health Inspector	24. 11. 1955	2nd Mate Certificate C.R.S.I. Cert. Meat and Food	Asst. Food Inspector & Rodent Officer
T. Warwick	Rat Searcher	October 1933		
J. Glazebrook	Rat Searcher	29. 6. 1953		
J. Buckton	Launch Coxswain	August 1927		

A deck boy is also employed on the Launch.

TYPING :

Part-time clerk-typist by arrangement with Middlesbrough Corporation Health Department.

Address and Telephone Number of Medical Officer of Health :

HEALTH DEPARTMENT, 26 SOUTHFIELD ROAD, MIDDLESBROUGH
Telephone: 47201

RIVER TEES PORT HEALTH AUTHORITY.

26, SOUTHFIELD ROAD,
MIDDLESBROUGH.

February, 1965.

To THE CHAIRMAN AND MEMBERS OF THE
RIVER TEES PORT HEALTH AUTHORITY :

Mr. Chairman, Ladies and Gentlemen,

I have pleasure in presenting my Report for the year 1964, which is made in accordance with the Regulations of the Ministry of Health, which prescribed the duties of the Medical Officer of Health.

In June, the Annual Conference of the Association of Sea and Air Port Health Authorities was held here and an interesting and successful programme was enjoyed by the delegates.

I greatly appreciate the willing co-operation invariably received from the officers of H.M. Customs, the Immigration Officer, the Tees Pilotage Authority and the officers of the Tees Conservancy Commission and British Transport Docks Board.

On behalf of the staff and myself I wish to thank the Chairman and Members of the Port Health Authority for their sympathetic consideration of all matters relating to the Health of the Port.

I have the honour to be,

Mr. Chairman, Ladies and Gentlemen,

Your obedient Servant,

ROBERT TAYLOR,

*Medical Officer of Health, River Tees
Port Health Authority.*

SECTION II—AMOUNT OF SHIPPING ENTERING THE DISTRICT DURING THE YEAR.

TABLE B.

Ships from	Number	Tonnage (Net)	Number inspected		Number of Ships reported as having or having had during the voyage, infectious disease on board
			By a Medical Officer of Health	By a Port Health Inspector	
Foreign Ports ..	2,239	4,744,785	189	2,214	4
Coastwise ..	1,280	819,276	1	1,190	—
Total	3,519	5,564,061	190	3,404	4

SECTION III—CHARACTER OF SHIPPING AND TRADE DURING THE YEAR.

TABLE C.

Passenger traffic	}	Number of passengers inwards 1,221
		Number of passengers outwards	.. 1,426
Cargo Traffic	}	Principal IMPORTS	—Iron ore, manganese, and chrome ore, potash, sulphur, phosphate rock, chemical manure, petrol and oils, feedstock, chemicals, timber, provisions, machinery and sundry goods.
		Principal EXPORTS	—Angles, bars, plates, rails, castings, pipes, slag, sulphate of ammonia, chemicals, pitch, oils, creosote and sundry goods.

Principal Ports from which ships arrive—Pepel, Freetown, Takoradi, Casablanca, Puerto Ordaz, La Goulette, Bone, Oxelosund, Luleo, Narvik, Gothenberg, Oslo, Copenhagen, Aarhus, Hamburg, Rotterdam, Antwerp, Rouen, Ghent, Ymuiden, Wismar, and ports in India, South Africa, China, Australia and New Zealand and Eastern Mediterranean ports.

COMPARATIVE SCHEDULE OF THE CLASSIFICATION OF VESSELS CLEARING THE RIVER TEES
FOR THE YEARS ENDED 31st OCTOBER, 1963 AND 1964.

(Figures supplied by the courtesy of the General Manager of the Tees Conservancy Commission).

Net Registered Tonnage	1963	1964	Increase	Decrease
Under 500 tons	2,096	2,443	347	—
500—1,000 tons	627	633	6	—
1,000—2,000 tons	113	143	30	—
2,000—3,000 tons	78	70	—	8
3,000—4,000 tons	102	92	—	10
4,000—5,000 tons	295	337	42	—
5,000—6,000 tons	124	127	3	—
6,000 tons and over	221	280	59	—
Tugs	4	6	2	—
TOTALS	3,660	4,131	489	18

1964—Shows an increase over 1963 of 471 ships.

COMPARATIVE SCHEDULE OF THE IMPORTS IN TONS INTO THE RIVER TEES DURING THE
YEARS ENDED 31st OCTOBER, 1963 AND 1964.

(Figures supplied by the courtesy of the General Manager of the Tees Conservancy
Commission).

Commodity	1964 Tons	1963 Tons	Increase Tons	Decrease Tons
ORES :				
Iron, etc.	3,454,061	1,910,021	1,544,040	—
Manganese	116,573	71,159	45,414	—
Chrome	32,693	31,135	1,558	—
Total Ores	3,603,327	2,012,315	1,591,012	—
IRON & STEEL :				
Pig Iron	28,754	19,703	9,051	—
Angles, Bars & Plates	7,764	3,089	4,675	—
Scrap	3,044	—	3,044	—
Machinery	4,158	960	3,198	—
Total Iron & Steel ..	43,720	23,752	19,968	—
Coal	2,041	3	2,038	—
Loam, etc.	19,533	11,984	7,549	—
Chemical Manures ..	100,654	122,321	—	21,667
Creosote	—	—	—	—
Feedstock, etc.	1,114,503	985,732	128,771	—
Petrol, Oils, Etc.	1,746,201	1,100,018	646,183	—
Provisions	7,661	19,422	—	11,761
Wood	11,747	5,140	6,607	—
Magnesite	713	1,021	—	308
Chemicals	70,567	24,641	45,926	—
Bags	3,502	3,152	350	—
Phosphate Rock	142,542	178,200	—	35,658
Sulphur	53,372	57,266	—	3,894
Sundry Goods	48,570	22,998	25,572	—
Totals	6,968,653	4,567,965	2,473,976	73,288

1964—Increase over 1963 of 2,400,688 tons.

COMPARATIVE SCHEDULE OF THE EXPORTS IN TONS FROM THE RIVER TEES DURING
THE YEARS ENDED 31st OCTOBER, 1963 and 1964.

(Figures supplied by the courtesy of the General Manager of the Tees Conservancy
Commission).

Commodity	1964 Tons	1963 Tons	Increase Tons	Decrease Tons
IRON & STEEL :				
Pig Iron	3,099	1,265	1,834	—
Angles, Bars & Joists	91,502	62,722	28,780	—
Plates	109,217	115,187	—	5,970
Sheets, Black & Galvanised	1,309	2,781	—	1,472
Constructional— Beams, Girders, etc.	125,826	139,108	—	13,282
Castings & Forgings	3,014	2,791	223	—
Rails	48,680	32,745	15,935	—
Manufactured Steel- work	12,479	18,402	—	5,923
Machinery	19,423	15,552	3,871	—
Pipes & Tubes	76,029	57,459	18,570	—
Motor Cars & Vehicles	5,668	3,089	2,579	—
Scrap	23,329	15,199	8,130	—
Total Iron & Steel ..	519,575	466,300	79,922	26,647
Coal	26	18	8	—
Coke	1,252	8,366	—	7,114
Salt	3,753	2,275	1,478	—
Sulphate of Ammonia ..	380,837	409,738	—	28,901
Chemicals	136,804	123,733	13,071	—
Pitch and Tar	48,294	75,444	—	27,150
Creosote Oil	14,347	16,866	—	2,519
Gas Oil	142,199	37,617	104,582	—
Marine Fuel Oil	181,736	49,978	131,758	—
Petrol and Benzole	67,488	64,214	3,274	—
Sundry Spirits	27,350	4,058	23,292	—
Liquified Petroleum Gas ..	10,074	11,079	—	1,005
Slag—Rough	649,699	609,001	40,698	—
Glass & Earthenware	432	304	128	—
Paint	1,436	1,461	—	25
Sundries	69,591	57,295	12,296	—
Totals	2,254,893	1,937,747	410,507	93,361

1964—Increase over 1963 of 317,146 tons.

**TRADE STATISTICS FOR THE YEAR ENDED
31st October, 1964.**

(Figures supplied by the courtesy of the General Manager of the Tees Conservancy Commission).

SHIP CLEARANCES—4,131.

Ship Clearances during the year ended 31st October, 1964, totalled 4,131 an increase of 471 on the comparable period for 1963.

NET REGISTERED TONNAGE—6,070,833 N.R. TONS.—

The Net Registered Tonnage of vessels which cleared the Ports of the Tees during 1964 totalled 6,070,833 N.R. Tons, an increase of 666,290 N.R. Tons on the comparable period for 1963.

IMPORTS—6,968,653 TONS.

The total value of Imports to the Tees during 1964, amounted to 6,968,653 tons, an increase of 2,400,688 tons on the comparable period for 1963. Principal increases were in the importations of Ores, Petrol and Oils.

EXPORTS—2,254,893 TONS.

The total volume of Exports from the Tees during 1964 amounted to 2,254,893 tons, an increase of 317,146 tons over the comparable period for 1963, due mainly to increased exports of Iron and Steel, Slag, Petrol and Oils.

The total volume of Imports and Exports to and from the Ports of the Tees during 1964 amounted to 9,223,546 tons. The comparable figure for 1963 was 6,505,712. tons

**COMPARATIVE SCHEDULE OF SHIPPING FIGURES FOR THE YEARS
ENDED 31st OCTOBER.**

	1964	1963	1962	1961	1939	1938
Ship Clearances	4,131 N.R. Tons	3,660 N.R. Tons	3,356 N.R. Tons	3,732 N.R. Tons	3,771 N.R. Tons	4,029 N.R. Tons
Net Registered Tonnage	6,070,833 Tons	5,404,543 Tons	4,930,798 Tons	5,770,076 Tons	3,530,505 Tons	3,895,043 Tons
Imports ..	6,968,563	4,567,965	3,813,244	5,421,351	2,182,046	2,589,586
Exports ..	2,254,893	1,937,747	1,755,746	1,549,153	1,849,864	2,015,412
Revenue (in £'s approx.)	1,112,387	790,751	546,003	621,641	128,210	139,539

**COMPARATIVE SCHEDULE OF SHIP CLEARANCES FOR THE RIVER TEES DURING THE YEARS
ENDED 31st OCTOBER, 1963 and 1964.**

(Figures supplied by the courtesy of the General Manager of the Tees Conservancy Commission).

	1964		1963		Increase		Decrease	
	No. of Vessels	Net Reg. Tonnage	No. of Vessels	Net. Reg. Tonnage	No. of Vessels	Net. Reg. Tonnage	No. of Vessels	Net. Reg. Tonnage
	INWARDS :							
Coastwise	404	384,177	364	447,027	40	—	—	62,850
Europe	955	1,403,144	657	890,148	298	512,996	—	—
Beyond Europe	297	1,614,165	260	1,276,995	37	337,170	—	—
OUTWARDS :								
Coastwise	740	462,170	765	356,807	—	105,363	25	—
Europe	1,104	358,417	1,016	376,133	88	—	—	17,716
Beyond Europe	381	1,648,973	406	1,801,288	—	—	25	152,315
Vessels IN & OUT Light	219	166,559	173	202,774	46	—	—	36,215
New Vessels OUT Light	11	29,469	8	50,404	3	—	—	20,935
Vessels in for Refuge	14	3,759	7	2,967	7	792	—	—
Steam Tugs Towing and/or with passengers	4,125	6,070,833	3,656	5,404,543	519	956,321	50	290,031
Totals	6	—	4	—	2	—	—	—
	4,131	6,070,833	3,660	5,404,543	521	956,321	50	290,031

1964 Ship Clearances Increase over 1963 of 471 ships
 Net Registered Tonnage Increase over 1963 of 666,290 N.R. Tons

SECTION IV—INLAND BARGE TRAFFIC

There is no barge traffic in the River Tees.

SECTION V.—WATER SUPPLY.

Thirty six water samples were taken from the water boat, vessels and hydrants during the year.

SECTION VI.—PUBLIC HEALTH (SHIPS) REGULATIONS, 1952.

No Change.

SECTION VII—SMALLPOX.

No Change

SECTION VIII—VENEREAL DISEASE.

No Change.

MERCHANT SEAMEN TREATED AT THE SPECIAL TREATMENT CENTRE, MIDDLESBROUGH GENERAL HOSPITAL DURING THE YEAR, 1964.

(Kindly supplied by the Consultant in charge).

Over the past five years the numbers of seamen treated at the clinic remain at a fairly constant level as can be seen in the following table :—

	1960	1961	1962	1963	1964
British Seamen	86	102	78	87	99
Commonwealth Seamen	44	41	46	31	32
Foreign Seamen	63	93	74	72	74
Annual Totals	193	236	198	190	205

Of the total number of seamen attending during 1964 (205) 184 cases were seamen who had run a recent risk of possible infection and came to the clinic for investigation and possible treatment. The remaining patients (21) had received prior treatment at some other clinic and their attendance was in the nature of surveillance. Seamen attending have been subdivided by nationality and in the case of 'New' infection by disease as follows :—

1963 figures are shown in brackets.

	Total No.	Fresh Infection (New Patients)			
		Syphilis	Gonorrhoea	Others	Total
British	99 (87)	2 (-)	12 (12)	73 (59)	87 (71)
Commonwealth:					
Aden	5	- (-)	4	1	5
Br. Guiana	2	-	2	-	2
Hong Kong	2	-	1	1	2
India	7	1	-	4	5
N. Zealand	1	-	1	-	1
Nigeria	1	-	1	-	1
Pakistan	1	-	-	1	1
Sierra Leone	2	-	2	-	2
Somaliland	5	-	1	4	5
West Indies	6	-	3	3	6
Totals	32 (31)	1 (-)	15 (18)	14 (13)	30 (31)
Foreign :					
Chile	1	-	1	-	1
Denmark	2	-	2	-	2
Finland	9	-	4	4	8
Germany	13	-	5	7	12
Greece	6	-	3	3	6
Holland	8	-	1	5	6
Norway	20	-	13	6	19
Spain	8	1	3	3	7
Sweden	4	-	-	3	3
Switzerland	1	-	-	1	1
U.S.A.	2	-	1	1	2
Totals	74 (72)	1 (3)	33 (15)	33 (45)	67 (63)

SECTION IX. TABLE D.

CASES OF NOTIFIABLE AND OTHER INFECTIOUS DISEASES ON SHIPS.

Category	Disease	Number of cases during the year		Number of ships concerned
		Passengers	Crew	
Cases landed from ships from foreign ports	German Meales	—	1	1
	Influenza	—	1	1
	Dysentery	—	1	1
	Pneumonia	—	2	2
	Malaria Fever	—	1	1
Cases which have occurred on ships from foreign ports but have been disposed of before arrival		—	—	—
Cases landed from other ships	Dysentery	—	1	1

SECTION X—OBSERVATIONS ON THE OCCURRENCE OF MALARIA ON SHIPS.

There was one case of Malarial fever during the year.

SECTION XI.—MEASURES TAKEN AGAINST SHIPS INFECTED WITH OR SUSPECTED FOR PLAGUE.

There have not been any vessels arriving in the Port infected with or suspected for plague during the year.

SECTION XII.—MEASURES AGAINST RODENTS IN SHIPS FROM
FOREIGN PORTS.

NO CHANGE.

TABLE E.

RODENTS DESTROYED DURING THE YEAR IN SHIPS FROM FOREIGN
PORTS.

Category	Number
Black rats	21
Brown rats	Nil
Sent for examination ..	3
Infected with Plague ..	Nil

In addition, 80 brown rats were caught and destroyed on wharves.

TABLE F.

DERATTING CERTIFICATES AND DERATTING EXEMPTION CERTIFICATES ISSUED
DURING THE YEAR.

No. of Deratting Certificates Issued:					Number of Deratting Exemption Certificates issued	Total Certi- ficates issued
After fumigation with		After trap- ping 3	After poison ing 4	Total 5		
HCN 1	Other fumigants 2					
1	Nil	Nil	Nil	1	206	207

SECTION XIII.—INSPECTION OF SHIPS FOR NUISANCES.

TABLE G.

INSPECTION AND NOTICES.

Nature and number of inspections	Notices served		Result of serving Notices
	Statutory Notices	Other Notices	
Foreign going vessels 2,214	—	29	29 Remedied
Coastwise 1,190	—	6	6 Remedied
Total 3,404	—	35	35 Remedied

GENERAL SANITARY SUPERVISION.

During the year 35 informal notices, dealing with 50 nuisances were served:—

Cockroach infestation	12
Emission of dark smoke	6
Cracked or broken port glasses	5
Accommodation to paint	5
Choked waste pipes	4
Choked scuppers	3
Rodent infestation	3
Defective flush pipes	3
Defective w.c. seat	1
Salt water pipe to disconnect in galley	1
Provision store to clean and paint	1
New benches and cupboards to provide in galley	1
Defective draining boards	1
Galley stove to renew	1
Cracked wash-basin to renew	1
Choked refrigerator drain	1
Defective w.c. pan	1
Total	<u>50</u>

**SECTION XIV.—PUBLIC HEALTH (SHELL-FISH) REGULATIONS
1934 and 1948.**

NO CHANGE.

SECTION XV—MEDICAL INSPECTION OF ALIENS.

1. List of Medical Inspectors of Aliens holding Warrants of Appointment :
 - Dr. R. Taylor, Medical Officer of Health.
 - Dr. J. H. E. Baines, Deputy Medical Officer of Health.
 - Dr. J. E. H. Tullis, Senior Assistant Medical Officer.
 - Dr. Janet B. Patterson, Senior Assistant Medical Officer.
 - Dr. W. B. Shaw, Senior School Medical Officer.
2. List of other staff engaged in the work—None.
3. Organisation of Work :

The Port Medical Officer is notified of all alien passengers, including stowaways arriving in the Port and arrangements are made for a medical officer to examine them on board before they are allowed to disembark.
4. Nature and amount of aliens traffic :

The majority of alien passengers arriving in the Port are pleasure visitors to this Country, chiefly from the Scandinavian countries. Stowaways occasionally arrive from West African ports.

The total number of alien passengers arriving in the Port during the year was 659.

In the case of one alien subject to detailed examination, a certificate was issued that he was of unsound mind and he was refused leave to land by the Immigration Officer.
5. Accommodation for medical inspection and examination :

Aliens are generally examined on board, but accommodation is available at the Health Department, 26, Southfield Road, if it should be required.

**COMMONWEALTH PASSENGERS ARRIVING AND LEAVING THE
PORT DURING THE PERIOD 1st JULY, to 31st DECEMBER, 1964.**

Arriving at the Port	15
Departures	19

SECTION XVI.—MISCELLANEOUS.

Arrangements for the burial on shore of persons who have died on board ship from infectious disease :

NO CHANGE.

RETURN OF CASES OF SICKNESS OR INJURY FOUND ON VESSELS ENTERING THE PORT.

Bronchitis	2
Pyrexia of unknown origin	2
Kidney trouble	1
Tonsilitis	2
German Measles	1
Pneumonia	2
Coronary Thrombosis	1
Cerebral Thrombosis	1
Appendicitis	1
Dysentery	2
Dislocated shoulder	1
Abscess on heel	1
Varicose Veins	1
Broken leg	1
Broken ankle	1
Stomach trouble	1
Quinsy	1
Pains in Chest	1
Lumbago	1
Gastric haemorrhage	1
Rash	1
Head injuries	1
Leg injury	1
Miscarriage	1
Septic hand	1
Malaria	1
Mental disturbance	1
Influenza	1
V.D.	8
To hospital for observation	1

**CASES OF ILLNESS OR INJURY ON BOARD VESSELS
REPORTED OR DEALT WITH DURING THE YEAR**

Date	Name of Vessel	Where from	Nature of illness	No. of Cases	Remarks
January 3	Oreosa	Pepel	Bronchitis	1	Removed West Lane H.
9	Jaladhan	Rotterdam	P.U.O.	1	Removed West Lane H.
13	Rose of Lancaster	London	Kidney Trouble	1	Landed at Lowestoft.
13	Antartica	Hull	German Measles	1	Removed West Lane H.
15	Tillerman	Rotterdam	Tonsillitis	1	Removed West Lane H.
February 19	Umaria	Dundee	Dislocated shoulder	1	Treated on board
19	Umaria	Dundee	Bronchitis	1	Treated on Board.
20	Sunda	Antwerp	Tonsillitis	1	Treated on Board.
March 9	Vishvajyoti	Rotterdam	Lobar Pneumonia	1	Removed West Lane H.
16	Scottish Hawk	Mena-al-Ahmadi	P.U.O.	1	Removed West Lane H.
16	Scottish Hawk	Mena-al-Ahmadi	V.D.	1	Referred to Clinic.
16	Helcion	Rotterdam	Varicose veins	1	Treated on Board.
16	Helcion	Rotterdam	Abscess on heel	1	Treated on Board.
19	Michael M.	London	Coronary thrombosis	1	Body landed to mortuary
26	Carl Fridolf	Amsterdam		1	Washed overboard and drowned.
April 17	Gorstream	Sluiskil	Appendicitis	1	Removed to Eston H.
May 22	Chilka	Hull	Stomach trouble	1	Treated on Board.
27	City of Guildford	Boulogne	V.D.	1	Referred to Clinic.
June 16	La Colina	Almeria	Broken leg	1	Sent home

CASES OF ILLNESS ON BOARD VESSELS—*continued.*

Date	Name of Vessel	Where from	Nature of illness	No. of Cases	Remarks
July 16	La Colina	Almeria	Broken ankle	1	Removed General H.
July 10	Philomel	London	Quinsy	1	Treated on Board.
July 10	Clyde Pioneer	Suez	Chest pains	1	Treated on Board.
July 27	Harry Jeffries	Zeebrugge	Gastric haemorrhage	1	Visited in Tees Bay by Ass. M.O.H.
August 1	Mahanada	London	Dysentery	1	Removed West Lane H.
August 8	Wilca	Rotterdam	Lumbago	1	Treated on Board.
August 17	Aldebaran	Grangemouth	V.D.	1	Referred to Clinic.
August 27	Olga Neilson	Mena-al-Ahmadi		1	Death at sea. Cause unknown Body landed at Suez.
August 27	Olga Neilson	Mena-al-Ahmadi	Rash	1	Landed at Malta.
September 8	Assel	Itzehoe	Leg injury	1	Removed General H.
September 10	Bellatrix	Rochester		1	Removed General H., for observation.
September 17	Leoville	Swansea	Miscarriage	1	Stewardess removed to General Hospital.
September 23	Rothesay Castle	Glasgow	Cerebral Thrombosis	1	Removed General H.
September 29	Netta	Dugeraat	Pneumonia	1	Treated on Board.
October 12	Sheaf Field	Port Etienne	Head injuries	1	Removed to General H.
October 14	Saint Aidan	Antwerp	V.D.	1	Referred to Clinic.
October 27	Dafny	Flushing	V.D.	1	Referred to Clinic.
October 27	Dafny	Flushing	V.D.	1	Referred to Clinic.

CASES OF ILLNESS ON BOARD VESSELS—*continued.*

Date	Name of Vessel	Where from	Nature of Illness	No. of Cases	Remarks
November 11	Glenlyon	Antwerp	Septic hand	1	Treated on Board.
17	Phillipe L.D.	Pepel	Malaria	1	Treated on Board.
23	Buccaneer	Stettin	Mental disturbance	1	Removed to Winterton H.
December 23	Sheaf Wear	Wabana	V.D.	1	Removed West Lane H.
28	Afghanistan	Bone	V.D.	1	Removed General H.
28	Flaminian	Antwerp	Influenza	1	Treated on Board.
28	King Arthur	Porsgrunn	Dysentery	1	Removed West Lane H.

GERMAN MEASLES.

M/V "Antartica" arrived at the Port on January 13th from Hull. One of the crew was removed to West Lane Hospital suffering from German Measles.

PNEUMONIA.

M/V "Vishvajyoti" arrived at the Port on March 9th from Rotterdam. One of the crew suffering from pneumonia was removed to West Lane Hospital.

M/V "Netta" arrived at the Port from Dugeraat. One of the crew suffering from pneumonia was given treatment on board.

DYSENTERY.

S/S "Mahanada" arrived at the Port on August 1st. One of the crew suffering from dysentery was removed to West Lane Hospital.

M/V "King Arthur" arrived at the Port on December 28th from Porsgrunn. One of the crew was removed to West Lane Hospital suffering from dysentery.

MALARIAL FEVER.

M/V "Phillippe L.D." arrived at the Port on November 17th from Pepel. One of the crew was found to be suffering from malarial fever and was medically attended on board.

INFLUENZA.

S/S "Flaminian" arrived at the Port on December 28th. One of the crew suffering from influenza was medically attended on board.

VESSELS TREATED FOR VERMIN INFESTATION.

Feb.	1	S/S "Maskeliya"	Crew's quarters treated with Warfarin for mice.
		S/S "Specialist"	Accommodation treated with insecticide.
	19	S/S "Umaria"	Accommodation treated with insecticide.
Mar.	2	M/V "Chinkoa"	Holds fumigated with H.C.N.
	4	S/S "Matra"	Crew's quarters sprayed with insecticide.
April	30	S/S "Hsinann"	Accommodation treated with insecticide.
May	15	S/S "Magdapur"	Accommodation sprayed with insecticide.
June	6	S/S "Jalameti"	Pantry, messroom and galley sprayed with insecticide.
	9	M/V "Inchstuart"	Accommodation and storerooms treated with insecticide.
July	27	M/V "East Wales"	Accommodation treated with insecticide.
Oct.	6	M/V "Governor.."	Crew's messroom sprayed with insecticide.
Nov.	6	M/V "Shropshire"	Crew's accommodation sprayed with insecticide.
	14	M/V "Pampas"	Accommodation sprayed with insecticide.
	17	M/V "Phillipe L.D."	Pantry and galley sprayed with insecticide.

NATIONALITY OF FOREIGN VESSELS.

Dutch	671	Lebanese	3
German	282	Belgian	16
Norwegian	269	Spanish	5
Danish	200	Italian	4
Swedish	160	Pakistani	2
Panamanian	47	Canadian	1
Liberian	42	Icelandic	1
U.S.A.	49	Roumanian	1
Finish	33	U.A.R.	5
Indian	14	Eirean	15
French	9	Isralian	3
Polish	8	Siamese	3
Jugoslavian	11	Ghanaian	2
Greek	17	Sudanese	1
U.S.S.R.	6	S. Africa	1
						Total	1,869

LAUNCH "MERCIE II"

The motor launch "Mercie II" underwent an extensive refit at the yard of Messrs. Smith's Dock Co. Ltd., during June and July. She resumed service again on 18th July and has since been running satisfactorily. It is now hoped that she will continue to give satisfactory service for a number of years.

FOOD INSPECTION

Consignments of imported food have been systematically examined during the year. These consisted of:—Canned pork, luncheon meat, shoulder ham, canned chicken, onions, pineapple, currants, sultanas, figs, canned fruit lentils, tomatoes, dried peas, biscuits, lettuce, cucumbers, carrots, canned salmon, potatoes, canned oranges, tongue, soya flour, beer.

It was not found necessary to take any action under the Public Health (Imported Food) Regulations 1937 and 1948 and the Public Health (Preservations etc. in Food) Regulations 1925-40.

PREVENTION OF DAMAGE BY PEST ACT 1949

One rodent control certificate was issued during the year. It was again found that most coasting vessels arriving in the Port were in possession of international certificates.


CLEAN AIR ACT 1956

Dark smoke (Permitted Periods) (Vessels) Regulations 1958

During the year there were six instances of vessels emitting dark smoke during their stay in the Port and in each case the nuisance was quickly abated after a warning notice had been given.

The amount of shipping entering the Port during the year showed an improvement over the previous year: 3,519 ships against 3,148 in 1963. A comparison with the year 1938 is given below:—

Arrivals :	Net Tons :
1938 .. 3,174	3,029,761
1964 .. 3,519	5,564,061



LONDON SCHOOL
LIBRARY
27 MAR 1969
MEDICAL MEDICINE

[Handwritten signature]