

[Report 1964] / Medical Officer of Health, Redcar Borough.

Contributors

Redcar (England). Borough Council.

Publication/Creation

1964

Persistent URL

<https://wellcomecollection.org/works/g3j5hj3g>

License and attribution


You have permission to make copies of this work under a Creative Commons, Attribution license.

This licence permits unrestricted use, distribution, and reproduction in any medium, provided the original author and source are credited. See the Legal Code for further information.

Image source should be attributed as specified in the full catalogue record. If no source is given the image should be attributed to Wellcome Collection.



Wellcome Collection
183 Euston Road
London NW1 2BE UK
T +44 (0)20 7611 8722
E library@wellcomecollection.org
<https://wellcomecollection.org>



Borough of Redcar

1964

ANNUAL REPORTS

by the

MEDICAL OFFICER OF HEALTH


P. S. R. BURRELL

and the

CHIEF PUBLIC HEALTH INSPECTOR
AND CLEANSING SUPERINTENDENT

N. HUDSON, M.A.P.H.I., M.R.S.H.,

Certified Meat and Food Inspector



Digitized by the Internet Archive
in 2018 with funding from
Wellcome Library

<https://archive.org/details/b30032234>



To the Mayor, Aldermen and Councillors of the Borough of Redcar

Mr. Mayor, Mesdames and Gentlemen,

I have the honour to present my Annual Report of the year 1964.

The population of Redcar continues to increase, having risen by 940 to 34,340 and the birth rate is also still higher at 22.5 per 1,000 of the population. With the increase in building, still further increases are to be expected in the immediate future.

Infectious diseases present much the usual picture but I must draw attention to the increase in notifications of dysentery. This and other food-borne infectious are a constant problem in the department and there is still a great deal to be done in the field of food hygiene.

There was one case of paralytic poliomyelitis during the year, a reminder that this disease is by no means overcome yet.

It is again my pleasant duty to record my thanks to the Chairman and Members of the Health Committee and to the Officers of the Council for their great help throughout the year.

I have the honour to be, Mr. Mayor, Mesdames and Gentlemen,

Your obedient servant,

P. S. R. BURRELL,

Medical Officer of Health.

STATISTICS AND SOCIAL CONDITIONS OF THE AREA

Area (in acres)	7,161
Population (Registrar General's estimate for mid-1964) ...	34,340
Number of Dwellinghouses, Flats, etc.	13,578
Rateable Value	£1,810,370
Estimated product of a penny rate 1964-65	£7,180

VITAL STATISTICS

TABLE I

Live Births					Male	Female	Total
Legitimate	344	348	692
Illegitimate	26	20	46
Total					370	368	748

Rate per 1,000 population (corrected) — 22.5

Still Births					Male	Female	Total
Legitimate	4	6	10
Illegitimate	2	2	4
Total					6	8	14

Rate per 1,000 live and still births — 18.4

Infant Deaths					Legitimate	Illegitimate
Under 1 year of age	13	1
Under 4 weeks of age	8	1
Under 1 week of age	5	1

Infant Mortality Rates

Total infant deaths per 1,000 total live births ...	18.7
Legitimate infant deaths per 1,000 legitimate live births	18.8
Illegitimate infant deaths per 1,000 illegitimate live births	21.8

Neo-Natal Mortality Rate

Deaths under 4 weeks per 1,000 total live births ...	12.0
--	------

Early Neo-Natal Mortality Rate

Deaths under 1 week per 1,000 total live births ...	8.1
---	-----

Perinatal Mortality Rate

Still births and deaths under 1 week per 1,000 total live and still births ...	26.3
--	------

Maternal Mortality	Nil
---------------------------	-----

Illegitimate births (per cent of total live births) ...	6.6.
---	------

TABLE II

CIVILIAN DEATH RATES, ANALYSIS OF MORTALITY, AND CASE RATES OF CERTAIN INFECTIOUS DISEASES IN THE YEAR, 1964

Rate per 1,000 Population

All Causes 12.8*	Typhoid and Paratyphoid (Enteric Fever) 0.00	Whooping Cough 0.00	Diphtheria 0.00
Tuberculosis 0.12	Influenza 0.00	Pneumonia 4.60	Acute Poliomyelitis 0.00

*Corrected Death Rate

NOTIFICATIONS

Per 1,000 Population

Typhoid 0.00	Paratyphoid 0.00	Meningococcal Infection 0.00	Scarlet Fever 0.12	Whooping Cough 0.78	Diphtheria 0.00	Erysipelas 0.03
Dysentery 0.87	Smallpox 0.00	Measles 11.50	Pneumonia 1.56	Acute Poliomyelitis (Paralytic) 0.03	Acute Poliomyelitis (Non-Paralytic) 0.00	Food Poisoning 0.09

TABLE III
DEATHS FROM ALL CAUSES

	Male	Female
Tuberculosis respiratory	3	—
Tuberculosis, other	1	—
Syphilitic disease	—	—
Diphtheria	—	—
Whooping Cough	—	—
Meningococcal Infections	—	—
Acute Poliomyelitis	—	—
Measles	—	—
Other infective and parasitic diseases	—	1
Malignant Neoplasm, stomach	8	6
Malignant Neoplasm, lung, bronchus	12	4
Malignant Neoplasm, breast	—	3
Malignant Neoplasm, uterus	—	7
Other malignant and lymphatic neoplasms	17	19
Leukaemia, aleukaemia	—	—
Diabetes	—	2
Vascular lesions of nervous system	21	37
Coronary disease, angina	63	36
Hypertension with heart disease	5	4
Other heart disease	13	19
Other circulatory disease	7	5
Influenza	—	—
Pneumonia	9	7
Bronchitis	9	5
Other disease of respiratory system	1	2
Ulcer of stomach and duodenum	2	1
Gastritis, enteritis and diarrhoea	—	1
Nephritis and nephrosis	—	1
Hyperplasia of prostate	1	0
Pregnancy, childbirth, abortion	—	—
Congenital malformations	1	3
Other defined and ill-defined diseases	6	13
Motor Vehicles accidents	4	—
All other accidents	6	4
Suicide	2	1
Homicide and operations of war	—	1
	<hr/> 191	<hr/> 182

DEATHS FROM MALIGNANT DISEASE IN
REDCAR DURING THE LAST TEN YEARS

1955 ...	58	1960 ...	76
1956 ...	61	1961 ...	67
1957 ...	55	1962 ...	60
1958 ...	65	1963 ...	67
1959 ...	49	1964 ...	78

COMMENTARY

The statistical tables do not show many special features which call for comment. The various rates shown compare with those for the country as a whole in most cases. Where there is a marked difference it will be found that the explanation is that when dealing with a comparatively small population a slight change in actual numbers may greatly influence the figures when expressed as a rate.

NOTIFICATION OF INFECTIOUS DISEASES

	1964	1963	1962	1961	1960
	Population	Population	Population	Population	Population
	34,340	33,400	32,520	31,540	29,500
Scarlet Fever ...	7	4	6	6	10
Diphtheria ...	0	0	0	0	0
Typhoid Fever ...	0	0	0	0	0
Paratyphoid ...	0	0	0	0	1
Measles ...	390	108	423	233	216
Whooping Cough ...	59	26	15	40	45
Puerperal Pyrexia ...	1	0	0	2	1
Erysipelas ...	1	2	1	0	2
Pneumonia ...	5	2	3	5	6
Meningococcal Infection ...	0	0	0	1	2
Paralytic Poliomyelitis ...	1	0	0	0	0
Non-Paralytic Poliomyelitis ...	0	0	0	0	0
Pulmonary Tuberculosis ...	10	13	7	10	12
Other forms of Tuberculosis ...	0	0	1	2	2
Ophthalmia Neonatorum ...	0	0	0	0	1
Dysentery ...	30	6	9	0	127
Food Poisoning ...	3	0	0	0	0
Encephalitis, Infective ...	0	1	0	0	0
Encephalitis, Post-Infective ...	0	0	0	0	0

DIPHTHERIA IMMUNISATION

	1964	1963	1962	1961	1960	1959	1958
Full Course ...	751	482	472	531	531	331	286
Reinforcing Dose ...	238	181	104	222	253	151	139
	<hr/> 989 <hr/>	<hr/> 663 <hr/>	<hr/> 576 <hr/>	<hr/> 753 <hr/>	<hr/> 784 <hr/>	<hr/> 482 <hr/>	<hr/> 425 <hr/>

WHOOPIING COUGH IMMUNISATION

	1964	1963	1962	1961	1960	1959
Full Course ...	618	482	458	451	388	271

INFECTIOUS DISEASES

WHOOPIING COUGH

It will be seen from the table of notifications that there has been a rise in the number of cases of whooping cough during the last three years in spite of a better rate of immunisation. It may be that this is due to the emergence of a new strain of organism against which the current vaccines are less effective. If this proves to be the case, modification of the vaccine will be necessary to restore the position.

DIPHTHERIA

No cases of diphtheria were notified in 1964 and it is now many years since this disease last occurred in Redcar. The rate of immunisation remains high both in infancy and at school age. All parents are reminded of the need for a booster injection at the first school medical examination.

POLIOMYELITIS

One case of paralytic poliomyelitis occurred during the year in a child who had not been vaccinated against the disease. Appropriate steps were taken to give an additional dose of vaccine to the immediate contacts of the child concerned but it was not possible to ascertain the source of the infection.

Immunisation against this disease continues to be taken up well by parents of young children and the great majority of infants are vaccinated at an early age.

SMALLPOX

Smallpox vaccination is now offered to the parents of infants between one and two years of age. The number of infants vaccinated is low compared with the number immunised against diphtheria, whooping cough and poliomyelitis.

DYSENTERY AND FOOD POISONING

Thirty cases of dysentery and three of food poisoning were notified during the year. By far the most important measure for the prevention of these diseases is proper food hygiene and in this connection two courses of lectures for food-handlers were held at the Cleveland Technical College. Those who attended these courses sat for the examination for the certificate of the Royal Institute of Public Health and Hygiene. These courses are of great value in teaching persons engaged in food handling the reasons for the precautions advocated for good food hygiene and credit is due to those employers who sent their staff to them.

Food Hygiene Regulations have now been operative for almost ten years yet too frequently one still sees such undesirable practices as blowing into paper bags, licking the fingers to pick up paper in which bread is to be wrapped, and smoking while handling food. It is clear that there is still a great deal of work to be done in this field.

PUBLIC SWIMMING BATHS

There is one public swimming bath in the area. The water is obtained from the sea and is filtered and chlorinated before use. The state of chlorination is regularly checked and the level is maintained at a suitable figure. Samples are taken from time to time for bacteriological examination and have proved satisfactory.

Occasional complaints of irritation of the eyes by chlorine have been received and were investigated but I am satisfied that the level of chlorine cannot be reduced without risk to the health of persons using the baths. This is, in any case, a complex problem which depends on other factors besides the amount of free chlorine present in the water.

SOCIAL CONDITIONS

Further expansion of the warden service for old persons living in Council owned bungalows has taken place during the year and it is expected that the scheme will soon be complete. This scheme has proved of great benefit to the persons living in these properties, many of whom would be quite unable to manage to live in their own homes were it not for the warden service.

Further expansion of the Meals on Wheels Service organised by the Red Cross and W.V.S. is taking place and this service is also proving of great benefit to the aged persons of Redcar.

NATIONAL ASSISTANCE ACT, 1951

One person was removed to Part III accommodation under the provisions of the National Assistance Act, 1951.

SEWERAGE AND SEWAGE DISPOSAL

The whole of the area is provided with a satisfactory sewage system. Sewage disposal is by means of a sea out-fall which is operating satisfactorily.

CLINIC FACILITIES AVAILABLE IN REDCAR

Details of various clinics held in the area are given below :—

5 Turner Street, Redcar

Child Welfare Sessions—Thursdays, 2-0 p.m.

Minor Ailments Clinics for school children—

Mondays, Wednesdays and Fridays, 9-30 a.m.

Diphtheria Immunisation—

Mondays and Fridays, 9-30 a.m., Thursdays, 2-0 p.m.

Orthopaedic Consultant's Clinics—Second Tuesday in month, 10-30 a.m.

Dental Sessions—As and when arranged (by appointment).

Ophthalmic Consultant's Sessions—Fridays, 2-0 p.m. (by appointment).

E.N.T. Clinic—Fourth Wednesday in month, 10-0 a.m. (by appointment).

Poliomyelitis Vaccination—Mondays and Fridays (by appointment).

Dormanstown Methodist Schoolroom

Child Welfare Sessions—Every Wednesday, 2-0 p.m.

Diphtheria Immunisation—Every Wednesday, 2-0 p.m.

Zetland Park Schoolroom

Child Welfare Sessions—Tuesday, 2-0 p.m.

HOUSING

	1964	1963	1962	1961
Permanent Dwellings completed by the local authority	46	354	150	80
Permanent Dwellings completed by private builders ...	217	251	364	290
Aged Persons Dwellings completed by local authority ...	39	—	21	—
	<hr/> 302	<hr/> 605	<hr/> 535	<hr/> 370

Permanent Dwellings under construction by local authority at end of year	176	64	346	502
Permanent Dwellings under construction by private builders at end of year	77	126	130	199
Aged Persons Dwellings under construction by local authority at end of year	72	21	38	63
	<u>165</u>	<u>211</u>	<u>514</u>	<u>764</u>
Total number of applications for Houses at end of year ...	740	596	656	715
Total number of applications for Aged Persons Homes at end of year	402	370	331	302

FACTORIES ACTS, 1937 to 1959

Part 1 of the Act

1. INSPECTION for purposes of provisions as to health (including inspections made by Public Health Inspectors)

Premises	Number on Register	Number of Inspections	Number of Written Notices
(i) Factories in which Sections 1, 2, 3, 4 and 6 are to be enforced by Local Authority	7	1	—
(ii) Factories not included in (i) in which Section 7 is enforced by Local Authority	98	52	1
(iii) Other premises in which Section 7 is enforced by Local Authority (excluding outworkers' premises)	23	6	—
Total ...	<u>128</u>	<u>59</u>	<u>1</u>

2. CASES IN WHICH DEFECTS WERE FOUND

				Number of cases in which defects were found			
				To H.M.		By H.M.	
				Found	Remedied	Inspector	Inspector
Want of Cleanliness (S.1.)	Nil	Nil	Nil	Nil
Unreasonable Temperature (S.3.)	Nil	Nil	Nil	Nil
Inadequate Ventilation (S.4.)	Nil	Nil	Nil	Nil
Sanitary Conveniences (S.7.)							
(a) Insufficient	Nil	Nil	Nil	Nil
(b) Defective	1	1	Nil	Nil
(c) Not separate for sexes	Nil	Nil	Nil	Nil
Total				<u>1</u>	<u>1</u>	<u>Nil</u>	<u>Nil</u>

ANNUAL REPORT
FOR THE YEAR 1964

by

N. HUDSON,
M.A.P.H.I., F.R.S.H.,
Certified Meat and Food Inspector,
Chief Public Health Inspector and
Cleansing Superintendent.

To the Mayor, Aldermen and Councillors of the Borough of Redcar

Mr. Mayor, Mesdames and Gentlemen,

Once again it gives me great pleasure and satisfaction to submit my Annual Report showing the work carried out by your Health and Cleansing Department for the year ended 31st December, 1964.

The summarisations of the work of inspections were as follows, housing inspection and repairs, shops, food inspections, cafes, and public cleansing.

Detailed reports are given under separate headings throughout the report.

Inspections

In the following pages will be found tabulated statements of the number and nature of inspections made throughout the Borough and recorded during the year under the various Acts, Orders and Byelaws in force within the Borough :—

Total number of inspections	11,255
Total number of defects found	2,313
(including outstanding 1963)			
Total number of defects remedied	2,150
Total number of Informal Notices	546
Total number of Statutory Notices	7
Total number of Informal Notices complied with			503
Total number of Statutory Notices complied with			5

Sanitary Works and Improvements

Dilapidated dustbins	305
Choked drains	845
Choked and defective eave spouts	5
Keeping of animals, poultry, etc., in an insanitary condition	1
Defective construction of drains	64
Dirty condition of dwellinghouses	6
Dirty condition of water closets, urinals, etc.	—
Accumulation of rubbish	265
Dirty condition of yards	4
Defective roofs	11
Defective floors of dwellinghouses	8
Defective sinks and sanitary fittings	25
Defective w.c. basins and cisterns	40
Choked street gullies	68
Defective paving of yards	1
Defective fireplaces	2
Premises in a verminous condition	17
Choked and defective rain water pipes	2
Broken plaster work	15
Offensive smells	217
Insufficient sink accommodation	—
Defective construction of windows	5
External walls requiring re-pointing	59
Defective and dangerous condition of outbuildings	—
Miscellaneous structural defects	77

Infectious Diseases and Disinfection

Number of infected houses	1
Number of infected houses disinfected	1
Number of schools disinfected	Nil
Number of classrooms	Nil

Disinfestation

During the year 55 complaints were received of infestations of insects, thirty of which were for red mites.

Factories and Workshops

Number of inspections of factories and workshops	59
Number of nuisances found	1
Number of nuisances abated	1
Number of complaints from H.M. Inspector	Nil

Food Hygiene Regulations

Number of Inspections made	727
Number of unsatisfactory conditions found	63
Number remedied	47

Public Conveniences

As I stated in my last year's report all the turnstiles have now been removed from your public conveniences and locks will be fitted to those where attendants are employed throughout the year.

One factor that public health inspectors throughout the country do maintain is that hand-washing after using the w.c. is not merely socially desirable but that it is vital to public health.

Where the public realise the importance of hand-washing it may well find that no washing facilities are provided. Alternatively, it may find that washing facilities are provided, but only at a charge considered unreasonable. This was noticed especially in Aberdeen during the Typhoid outbreak and this encouraged local authorities to set their own washing houses in order and to ensure that washing facilities were available in all public conveniences.

I would like to see in all public conveniences throughout the Borough, whether there are attendants present or not, a wash-hand basin and water supply for use without any charge. One must come to realise that cleanliness is of paramount importance and outweighs the comparative small loss in revenue and that to make a charge for the use of facilities for washing in public conveniences, even if only nominal, tends to have an adverse effect. It is the duty of all local authorities to encourage people to wash their hands after the use of the lavatory.

Vandalism still takes place in your public conveniences throughout the town with very little respite and to judge from the amount of hooliganism which makes its mark in your public conveniences — compared with the similar abuse of telephone boxes, bus shelters, etc. — it seems they have a special fascination for the British.

The whole question of whether or not to charge for the use of a w.c. is still a controversial one. The vast majority of local authorities do so, but the number of those who do not make a charge is increasing albeit very slowly.

It is certainly my experience that the cost of coin locks and the maintenance of them including emptying, uses up a considerable portion of the takings. Of course, the larger the conveniences the lower is the portion of expenditure in relation to income. This is particularly noticeable in the very large conveniences in public seaside resorts.

Turnstiles used to ensure that every user paid the necessary penny. However, now that the turnstiles have been removed it may well happen that traffic is so heavy that the door of each compartment is rarely allowed to close between users. This could cause a great drop in revenue but instructions have been given to attendants to minimise this loss of income.

When one considers the cost of education today, one wonders whether education will ever effect a reduction in the rising tide of vandalism which is now prevalent, particularly in public conveniences. Perhaps if it could be brought to the notice of the public who are rate payers of the town concerned, that they have to bear the cost of repairs to conveniences, they would be more public spirited and report any damage to conveniences of which they are aware.

Much publicity has been given in the papers to vandalism in public conveniences throughout the country and one suggestion is that public conveniences built half underground or completely underground are ideal places for vandals to work in. It was suggested that light, air and cleanliness were vital if it was to become unnatural to carry out acts of vandalism and there had to be engendered a feeling of responsibility and of guilt when these acts were being carried out. To overcome this, education must be given a start in the home, and carry on into the work place.

First must be tackled near-vandalism and dirty habits, fouling by design or accident and misuse of facilities. These could be cured by example, or education or both, by continual and somewhat forceful propaganda and in certain cases the application of legal provisions has had an appreciable effect on the public conscience over the use of wash-hand basins.

The "Public Conveniences" sign is an invitation for all persons to take advantage of the urinals, closets and wash basins for personal needs. It is not an invitation for people to write on walls, destroy the fittings, break the locks on cubicles, wrench water fittings from the walls, and closet seats from their bolts, break electric light bulbs or foul the floors and many other types of damage too numerous to mention. The public are aware of this damage and must know that it has to be repaired and the local authorities know that when they provide public conveniences, within a very short time damage, requiring, in some cases, expensive repairs will have to be carried out. On a Local Government Office circular in which 922 authorities were asked to compile a questionnaire regarding vandalism, 262 authorities reported damage to their public conveniences and this was not confined to any particular district nor to only male or female conveniences but to both. Very few culprits are apprehended and witnesses to damage being done are almost non-existent. It is not true that all vandalism takes place in public conveniences but it is accepted as inevitable in such places, whereas people are appalled when similar acts take place in public gardens or railway trains and other public facilities.

There must be a reason why vandalism takes place so prevalently in public lavatories. It is quite true that there are some public conveniences where no vandalism takes place at all.

First of all it is axiomatic that the hooligan is with us and likely to be for a long time. To him (or her) nothing is sacred. There are at the other end of the scale, men and women who could never commit any act of vandalism. In between these two groups are many others, some of whom would commit acts of vandalism in certain circumstances (such as having had too much to drink or being influenced by companions).

There are many ways of dealing with vandalism in public lavatories, the easiest, of course, being to abolish them. This is not the answer, what has to be accomplished is a maintenance of the necessary facilities whilst, at the same time, preventing destruction or despoilment of these facilities, but as we all know public conveniences lend themselves to acts of destruction.

Among the preventative factors are the siting of the building, state of repair, adequacy of appliances, proper supervision, and walls and fittings which prevent, deter or defy vandalism.

It is unfortunately true that, generally speaking, man requires constant watching, or a strong self-discipline, if he is not to lapse back into his lower instincts. There is, in many people, an inherent desire to be dirty, perhaps as a revolt against convention. Again, in a public lavatory, there is the element of being alone in a place associated with human waste and sex. The need for public lavatories can never be in question, and for any person to suggest that if vandalism does not cease the facilities provided by public conveniences should stop is taking an ostrich-like attitude.

Similarly, prosecution is no real deterrent. For example many councils have bylaws against dogs fouling the pavement, yet the state of footpaths in most residential districts is filthy. Unless and until every offender can be apprehended, and witnesses are willing to come forward to testify, prosecutions can touch only the fringe of the problem. Yet a defeatists attitude is the last which should be adopted, although stamping out of vandalism in public lavatories is going to take time and money. It can, however, be achieved by a change of outlook.

Let us not adopt a Victorian attitude to public lavatories. Going to the lavatory is not a sin, it is a natural function of the body. People no longer want to go down some small passage made dark by dense shrubs or descend steps to some subterranean room where air seldom penetrates and sunlight never.

Make all walls difficult to write on. Good and modern appliances on the sanitary side should be obviously required. Buildings should be well lit and ventilated and kept clean and the person employed for keeping these clean should be given the title of Hygiene Orderly. Pay him well and this would be a good insurance against costly damage. Washing facilities certainly should be provided in all conveniences both female and male. One basin should be free and notices displayed in prominent positions such as "You have, of course, washed your hands."

It has been found more difficult to obtain cleaners and attendants for lavatories and people often take these posts because they cannot get anything better and few of them, therefore, feel satisfied to take much pride in their work. Their attitude of mind — and the attitudes of mind of society towards them — might be changed to the benefit of themselves, their employers and the public whose health depends on their job. Perhaps one change could be the treatment of cleaners on the same level as productive workers. Sufficient time should be given for each cleaner or attendant to carry out their duties officially or otherwise.

The answer to all these problems for the future generation is education commencing at school and this to be continued at home. If this is not so a child accepts dirty toilets, filthy seats, pools on the floor, fouling of cubicles as part of the outside world. This is where dirty habits and vandalism starts.

I feel that if these methods were adopted with constant supervision and propaganda it would be found that vandalism could be reduced to a minimum.

Water Supply

The water supplies to the Borough of Redcar during the year have been of satisfactory bacteriological purity. They have also been of satisfactory physical and chemical purity excepting for two short periods during the drought. During these periods high winds at Scaling occurred at the same time that the water level in the reservoir was low, and the combination of these circumstances caused silt to be stirred up and made efficient filtration difficult at the rate of output necessary to maintain adequate supplies. At all other times this supply has also been satisfactory.

The Borough is supplied through Redcar Filtration plant and also from treatment plants at :—

Scaling Dam ;
Oven Close ;
Lockwood Beck ;
Long Newton Reservoir.

I enclose summary sheets showing the results of the chemical and bacteriological analyses carried out during the year on the water supplied from these plants.

LARTINGTON GRAVITATION SUPPLY

Summary of Analysis Results
1st April to 31st December, 1964

Chemical results expressed as parts per million
except where otherwise stated

Chemical Results

	Average	Maximum	Minimum
Ammoniacal Nitrogen	0.011	0.165	Nil
Albuminoid Nitrogen	0.048	0.090	0.010
Nitrite Nitrogen	0.001*	0.01*	Nil
Nitrate Nitrogen	0.33	1.3	Nil
Oxygen absorbed from permanganate in 4 hours at 27°C	2.6	4.8	1.4
Colour (Hazen)	26	45	15
Turbidity as Silica	<3	4	<3
pH	7.6	8.2	7.0
Free Carbon Dioxide	2	6	Nil
Alkalinity as CaCO ₃	32	50	20
Carbonate Hardness as CaCO ₃	32	50	20
Non-carbonate Hardness as CaCO ₃	37	55	25
Total Hardness as CaCO ₃	70	80	60
Calcium Hardness as CaCO ₃	58	68	51
Magnesium Hardness as CaCO ₃	8	10	3
Chlorides as Cl	13.4	15	12
Silicate as SiO ₂	2.3	3	2
Iron as Fe	0.18	0.44	<0.04
Potassium as K	0.9	1.1	0.75
Sodium as Na	6.1	7.4	4.8
Total solids dried at 105°C	116	195	51
Electrical Conductivity	164	285	140

* = approximate.
< = less than.

The above estimations were not all carried out on the same number of samples.

Bacteriological Results

	Average	Maximum	Minimum
Colony count per ml. on yeast extract agar after 1 day at 37°C	5	12	Nil
Colony count per ml. on yeast extract agar after 2 days at 37°C	7	18	Nil
Colony count per ml. on yeast extract agar after 3 days at 20°C	8	24	Nil
Percentage of samples giving No presumptive coliform reaction per 100 ml.			94%
Percentage of samples giving No reaction for <i>B.coli</i> (type 1) per 100 ml.			96%

RIVER TEES DERIVED SUPPLY FROM BROKEN SCAR WORKS, DARLINGTON

Summary of Analysis Results 1st January to 31st December, 1964

Chemical results expressed as parts per million
except where otherwise stated

Chemical Results

	Average	Maximum	Minimum
Ammoniacal Nitrogen	0.018	0.120	Nil
Albuminoid Nitrogen	0.045	0.160	0.010
Nitrite Nitrogen	0.001*	0.01*	Nil
Nitrate Nitrogen	0.63	2.4	Nil
Oxygen absorbed from permanganate in 4 hours at 27°C	0.96	3.1	0.3
Colour (Hazen)	5.3	15	Nil
Turbidity as Silica	<3	8	Nil
pH	7.8	8.3	7.1
Free Carbon Dioxide	2.3	7	Nil
Alkalinity as CaCO ₃	72	110	30
Carbonate Hardness as CaCO ₃	72	110	30
Non-carbonate Hardness as CaCO ₃	55	85	25
Total Hardness as CaCO ₃	127	180	70
Calcium Hardness as CaCO ₃	94	130	57
Magnesium Hardness as CaCO ₃	28	56	14
Chlorides as Cl	11.8	20.5	6
Silicate as SiO ₂	2.6	6	1.5
Iron as Fe	0.12	0.70	Nil
Potassium as K	1.6	2.2	0.7
Sodium as Na	9.0	13.6	3.6
Total solids dried at 105°C	180	253	110
Electrical Conductivity	261	340	160

* = approximate.

< = less than.

The above estimations were not all carried out on the same number of samples.

Bacteriological Results

	Average	Maximum	Minimum
Colony count per ml. on yeast extract agar after 1 day at 37°C	1	9	0
Colony count per ml. on yeast extract agar after 2 days at 37°C	2	9	0
Colony count per ml. on yeast extract agar after 3 days at 20°C	2	22	0
Percentage of samples giving No presumptive coliform reaction per 100 ml.	100%
Percentage of samples showing No reaction for <i>B.coli</i> (type 1) per 100 ml.	100%

LONG NEWTON FINAL WATER

Summary of Analysis Results

Chemical results expressed as parts per million
except where otherwise stated

Chemical Results

		Average	Maximum	Minimum
Ammoniacal Nitrogen	...	0.055	0.165	0.07
Albuminoid Nitrogen	...	0.095	0.25	0.03
Nitrite Nitrogen	...	0.001	0.002	<0.001
Nitrate Nitrogen	...	0.33	0.65	<0.25
Oxygen absorbed from permanganate in 4 hours at 27°C	...	2.7	4.1	1.9
Colour (Hazen)	...	22	50	5
Turbidity as Silica	...	1.8	4.3	0.9
pH	...	7.2	7.5	7.1
Free Carbon Dioxide	...	2.6	3.8	1.3
Alkalinity as CaCO ₃	...	44	61	37
Carbonate Hardness as CaCO ₃	...	44	61	37
Non-carbonate Hardness as CaCO ₃	...	34	39	25
Total Hardness as CaCO ₃	...	78	86	70
Calcium Hardness as CaCO ₃	...	67	78	62
Magnesium Hardness as CaCO ₃	...	11	14	6
Chlorides as Cl	...	12.7	15	10.5
Silicate as SiO ₂	...	2	3.5	1
Iron as Fe	...	0.10	0.22	0.04
Potassium as K	...	1.1	1.3	0.85
Sodium as Na	...	7.3	9.9	5.6
Total solids dried at 105°C	...	136	160	122

< = less than.

SCALING DAM FINAL

Summary of Analysis Results
1st January to 31st December, 1964

Chemical results expressed as parts per million
except where otherwise stated

Chemical Results

	Average	Maximum	Minimum
Ammoniacal Nitrogen	0.433	0.53	0.38
Albuminoid Nitrogen	0.115	0.24	0.028
Nitrite Nitrogen	<0.001	0.001	<0.001
Nitrate Nitrogen	<0.25	<0.25	<0.25
Oxygen absorbed from permanganate in 4 hours at 27°C	1.46	21	0.65
Colour (Hazen)	9.7	15	3
Turbidity as Silica	1.9	3.4	0.8
pH	6.8	6.9	6.5
Free Carbon Dioxide	5.4	11.6	3.0
Carbonate Hardness as CaCO ₃ ...	26	44	18
Non-carbonate Hardness as CaCO ₃ ...	29	35.5	19
Total Hardness as CaCO ₃ ...	55	73	43
Calcium Hardness as CaCO ₃ ...	38	45	30
Magnesium Hardness as CaCO ₃ ...	17	29	12.5
Chlorides as Cl	20.6	24	18.5
Silicate as SiO ₂	1.7	4	<1
Iron as Fe	0.10	0.24	<0.04
Potassium as K	1.2	1.4	1.0
Sodium as Na	14.3	19.4	8.6
Total solids dried at 105°C ...	140	183	112

< = less than.

Bacteriological Results

	Average	Maximum	Minimum
Colony count per ml. on yeast extract agar after 1 day at 37°C ...	3	39	Nil
Colony count per ml. on yeast extract agar after 2 days at 37°C ...	7	83	Nil
Number of samples collected for Bacteriological analysis during the period			92
Number of samples showing No presumptive coliform reactions per 100 mls.			86
Number of samples showing No reaction for B.coli (type 1) per 100 mls.			88

OVEN CLOSE FINAL

Summary of Analysis Results
1st January to 31st December, 1964

Chemical results expressed as parts per million
except where otherwise stated

Chemical Results

	Average	Maximum	Minimum
Ammoniacal Nitrogen	0.022	0.11	<0.007
Albuminoid Nitrogen	0.05	0.24	0.007
Nitrite Nitrogen	<0.001	<0.011	<0.001
Nitrate Nitrogen	0.38	0.5	0.3
Oxygen absorbed from permanganate in 4 hours at 27°C	0.46	1.3	Nil
Colour (Hazen)	5.7	10	5
Turbidity as Silica	5.4	36	0.28
pH	6.8	7.0	6.4
Free Carbon Dioxide	17.9	28.9	10.6
Carbonate Hardness as CaCO ₃	67	70	59
Total Hardness as CaCO ₃	12	29	<1
Calcium Hardness as CaCO ₃	79	88	42
Magnesium Hardness as CaCO ₃	59	67	33
Chlorides as Cl	20	27	9
Phosphate as P ₂ O ₅	19.2	22.5	18
Silicate as SiO ₂	10	12	9
Iron as Fe	0.05	0.1	<0.04
Potassium as K	0.94	1.4	0.6
Sodium as Na	13.7	19.4	8.0
Total solids dried at 105°C	152.5	199	117

< = less than.

Bacteriological Results

	Average	Maximum	Minimum
Colony count per ml. on yeast extract agar after 1 day at 37°C	10	363	Nil
Colony count per ml. on yeast extract agar after 2 days at 37°C	34	880	Nil
Number of samples collected for Bacteriological analysis during the period			42
Number of samples showing No presumptive coliform reaction per 100 mls.			41
Number of samples showing No reaction for B.coli (type 1) per 100 mls.			41

LOCKWOOD BECK FINAL

Summary of Analysis Results
1st January to 31st December, 1964

Chemical results expressed as parts per million
except where otherwise stated

Chemical Results

		Average	Maximum	Minimum
Ammoniacal Nitrogen	0.042	0.17	0.013
Albuminoid Nitrogen	0.099	0.305	0.005
Nitrite Nitrogen	0.002	0.004	<0.001
Nitrate Nitrogen	<0.25	<0.25	<0.25
Oxygen absorbed from permanganate				
in 4 hours at 27°C	1.76	2.3	1.2
Colour (Hazen)	13	40	5
Turbidity as Silica	1.89	5.0	0.84
pH	7.0	7.5	6.2
Free Carbon Dioxide	3.0	7.0	0.9
Carbonate Hardness as CaCO ₃	33	75	14
Non-carbonate Hardness as CaCO ₃	25	33	13
Total Hardness as CaCO ₃	58	88	40
Calcium Hardness as CaCO ₃	44	64	18.5
Magnesium Hardness as CaCO ₃	14	24	8
Chlorides as Cl	21.5	34	18
Silicate as SiO ₂	5.8	7	4
Iron as Fe	0.11	0.2	0.06
Potassium as K	0.95	1.15	0.8
Sodium as Na	12.6	16	8
Total solids dried at 105°C	131	202	94

< = less than.

Bacteriological Results

	Average	Maximum	Minimum
Colony count per ml. on yeast extract			
agar after 1 day at 37°C	4	88	Nil
Colony count per ml. on yeast extract			
agar after 2 days at 37°C	5	112	Nil
Number of samples collected for Bacteriological analysis during			
the period	51
Number of samples showing No presumptive coliform reactions			
per 100 mls.	45
Number of samples showing No reaction for B.coli (type 1) per			
100 mls.	46

REDCAR FINAL

Summary of Analysis Results
1st January to 31st December, 1964

Chemical results expressed as parts per million
except where otherwise stated

Chemical Results

	Average	Maximum	Minimum
Ammoniacal Nitrogen	0.18	0.33	0.085
Albuminoid Nitrogen	0.12	0.45	0.045
Nitrite Nitrogen	0.005	0.01	0.002
Nitrate Nitrogen	0.54	0.75	0.25
Oxygen absorbed from permanganate in 4 hours at 27°C	1.35	1.9	0.45
Colour (Hazen)	9.3	15	7
Turbidity as Silica	1.48	3.2	0.55
pH	7.39	7.6	7.2
Free Carbon Dioxide	4.42	7.0	3.2
Carbonate Hardness as CaCO ₃	152	196	120
Non-carbonate Hardness as CaCO ₃	222	260	152
Total Hardness as CaCO ₃	374	420	308
Calcium Hardness as CaCO ₃	269	304	218
Magnesium Hardness as CaCO ₃	105	128	90
Chlorides as Cl	32	36	26
Silicate as SiO ₂	8.7	12	6
Iron as Fe	0.26	0.46	0.12
Potassium as K	2.6	3.0	2.2
Sodium as Na	50.8	72	33.6
Total solids dried at 105°C	626	767	561

< = less than.

Bacteriological Results

	Average	Maximum	Minimum
Colony count per ml. on yeast extract agar after 1 day at 37°C	1	7	Nil
Colony count per ml. on yeast extract agar after 2 days at 37°C	2	22	Nil
Number of samples for Bacteriological analysis during the period			53
Number of samples showing No presumptive coliform reactions per 100 mls.			51
Number of samples showing No reaction for <i>B.coli</i> (type 1) per 100 mls.			51

Bath Water Samples

During the year 56 samples were taken from the Redcar Baths both from the deep and shallow ends. Particular attention was given during the summer season when the bath was being used to its utmost capacity. All samples were found to be satisfactory.

In addition frequent samples were taken by the Bath staff. The cleanliness of the baths and the changing rooms was inspected every time samples were taken, but no complaints were found, nor did any matter have to be brought to the notice of the Entertainments Manager in order to keep these baths and changing rooms in a clean state.

From these inspections and samples it does show that the Bath staff pay a great deal of care and attention to cleanliness and are interested in their work. In addition to taking samples from the Baths, six samples were taken from the Paddling Pool on Coast Road, and these were found to be satisfactory.

Ice Cream Manufacturers and Dealers

The growth of street trading has brought into being a vast number of self-employed salesmen who sell a particular trader's product under agreement. In some cases they own the vehicle but have it painted with the manufacturer's name and address.

All traders with this type of vehicle should be made fully aware of the Code of Practice for handling this equipment.

Failure to clean properly can only mean that poor bacteriological tests will result, and this will not only harm the particular salesman's business, but may again bring disrepute to the whole trade.

Cleaning problems and sterilisation in large firms who employed staff at the Depot for this purpose are not great. These facilities are not always readily available in the case of the operator of a single van, or perhaps just one or two vehicles. The difficulties can be appreciated when taking into account that cleaning routines had to be undertaken by the salesman at the end of a hard and strenuous day, but nevertheless this should not deter the operator and this work must be done before the van is allowed on the streets next day.

Another problem of dealing with this type of trader is soft ice cream. What happens to the ice cream not sold at the end of the day? The ideal system would be destruction but this would be uneconomic. Taking it out of the machine and putting it in the next morning is not satisfactory but in some cases this has been done.

The Heat Treatment Regulations state that any reconstituted mix should be frozen into ice cream within an hour. Therefore it can only be hoped that the driver salesmen, operating most of the time as they do, outside the manufacturer's direct control, will be conscientious and faithfully carry out their duties. If not, this could be a source of anxiety to the mobile trade at present.

Clearly the time has come for all concerned to take the necessary steps to end these practices. Should they get out of hand, both manufacturers of ice cream, and salesmen, may eventually find themselves confronted with a situation which could spell disaster for both. All salesmen should at least be taught the essential knowledge of the appropriate code of hygiene. The increased use of soft ice cream, since its introduction, has caused many problems for the local authorities as this product is only partially made in registered premises and production completed in vehicles or shops.

All mobile vans selling ice cream which come into this area are fully inspected and some of the inspections take place after working hours.

Under Section 16 of the Food and Drugs Act, 1955, all premises within the Borough used for the purpose of the manufacture, selling and storing of ice cream have to be registered in the Borough of Redcar. The number on the register in the Borough of Redcar at the end of 1964 was 197.

Number of Inspections	Number of Nuisances found	Number of Nuisances dealt with	Number of Samples taken
126	7	7	110

During the year 110 samples were taken both from manufacturers and retailers throughout the town. Appended below are the results of this sampling :—

- 94 Samples were found to be Grade 1.
- 8 Samples were found to be Grade 2.
- 4 Samples were found to be Grade 3.
- 4 Samples were found to be Grade 4.

Under the same Act, premises which are used for the manufacture of fish cakes, sausage, and potted meats have to be registered and the number on register is 28. During the year 86 inspections were carried out on these premises.

Offices, Shops & Railway Premises Act, 1963, in force August, 1963

Shops within the Borough :—

Amusement Arcades	8
Bakers and Confectioners	18
Butchers	28
Catering Premises	42
Chemists	13
Cycles	3
Dairies	4
Departmental stores	7
Drapers and Wools	20
Dry Cleaners	11
Fancy Goods and Toys	13
Fish Friers	14
Fish Mongers	3
Footwear Repairs	6
Footwear Sales	8
Fuel Merchants	5
Furniture and Furnishings	14
Greengrocer	26
Grocer	83
Hardware	12
Hairdresser (gents)	13
Hairdresser (ladies)	30
Jewellers	4
Newsagent, Tobacco, Stationery	27
Off Licence	13
Optician	6
Outfitters (gents)	12
Outfitters (ladies)	17
Paints and Paper	9
Petrol and Car Accessories	13

Pets	3
Radio and Electrical	12
Sweets and Tobacco	19
Wholesale Dealers	8
Miscellaneous	22
	<hr/>
Total	546
	<hr/>
Premises registered by end of year	358
Visits made	149

Defects found :—

Section 4	Cleanliness	13
Section 5	Overcrowding	2
Section 6	Temperature	27
Section 7	Ventilation	13
Section 9	Sanitary Conveniences	29
Section 10	Washing facilities	20
Section 12	Clothing Accommodation	2
Section 16	Defective Floors and Stairs	13
Section 24	First Aid Provisions	27

Prevention of Damage by Pests Act, 1949 — Rodent Control

One full-time rodent operator is employed and the only help this person receives is during sewer treatments which take place throughout the town twice a year. These are treated on a system in conjunction with the Ministry of Agriculture, Fisheries and Food.

The response from the public in the matter of reporting rats and mice has been satisfactory during the last twelve months.

The expert use of modern techniques in conjunction with the systematic inspection can lead to improved rat control and also to elimination of rats.

Where a local authority employs their own rodent control a more gradual approach to the rat free condition seems appropriate. Provided there are no difficulties, such as colonies of rats in sewers between man-holes, and there is sufficient labour available to carry out the work necessary, sewer treatments under these conditions can be very satisfactory.

In order to achieve this end, colonies of rats must be found and dealt with at a faster rate than new colonies are produced as a result of breeding and migration. This can only be done inside the area of the authority concerned. Colonies of rats in other areas should be brought to the notice of the authority concerned and should be dealt with at the same time by that authority. All rat treatments that are carried out by local authorities are the result of notification to the public health department. In some cases people are loath to report their presence and others wait too long before doing so. When notification has been received it is essential that inspections take place immediately, and inspections must be timed to fit in with the true situation. In addition, the keeping of records in the office is essential as they are needed for checking purposes and showing whether plans can be altered with advantage.

As I previously stated the public are getting more co-operative and are, at last, becoming rat minded and finding themselves welcomed when

making complaints. By these means there should be no difficulty in obtaining co-operation and recommendation. The best possible service must however, be provided.

The following is a summary of sewer treatments :—

Total number of manholes baited during the two treatments	432
Number of poison takes	34
Number of partial poison takes	67

The following table shows the work carried out by your Rodent Operator :—

Number of Council houses dealt with for mice	...	20
Number of visits to Council houses for mice	...	182
Number of Council houses dealt with for rats	...	14
Number of visits to Council houses for rats	...	244
Number of private houses dealt with for mice	...	52
Number of visits to private houses for mice	...	661
Number of private houses dealt with for rats	...	105
Number of visits to private houses for rats	...	823
Number of business premises dealt with for mice	...	23
Number of visits to business premises for mice	...	430
Number of business premises dealt with for rats	...	16
Number of visits to business premises for rats	...	342
Number of visits involved in surface investigations for rats	...	512
Total Visits		3,194

Summer Camps

There are three summer camps in the Borough of Redcar. One near Warrenby, one at Redcar Lane and the third belonging to the Borough, West of Majuba.

Since the passing of the new Act regulating the number of caravans per site, it has become increasingly difficult for the caravan sites now in existence to accommodate the number of people who wish to use these sites.

Britain is far behind Europe in the provision of well equipped, sanitary camping sites. There is a need for stricter control regarding camping in this country. The International Camping Carnet used on the Continent is one good way of doing this on organised sites. The card is handed in on arrival and returned on departure.

If a misdemeanour occurs, the card may be withheld and the offender cannot use any similar site for a time.

Overcrowding on camping sites can happen all too readily if supervision is inadequate. In these places one is usually allowed to pitch where one likes. There are queues for the ablutions and toilets, the latter being usually odorous.

How, then, is a satisfactory solution to be found allowing for the diversity of sizes of caravans used nowadays? It can be said at once that it is useless to go round a site with a tape measure telling people that they must be a particular distance apart. The only answer is to arrange a site so that each caravaner knows exactly how much ground he has been allocated and understands he must not allow any part of his equipment or caravan beyond that limit.

One method is to have a camp site divided into two areas, one for large caravans, one for small.

The caravan is now here to stay, at least for the present. Since the passing of the Caravan Act, 1960, the residential caravan became an official alternative to the existing housing unit. The standard of such mobile homes has risen to such an extent that even the trade is finding great difficulty separating them from prefabricated houses.

The greatest danger from the safety point of view is that of fire. If statistics were available deaths from fires in caravans would not appear to be greater than deaths from fires in a house. In some cases it has been found that the fire risks in a house are greater than fire risks from a caravan, but there is one risk in a caravan (or mobile home) which is greater than anywhere else, that is the speed a fire can spread. Under normal conditions a fire at a caravan is all over in twenty minutes or less, giving fire brigades little or no chance to assist. The greatest danger in a caravan fire is not so much the burning, but suffocation. The confinement of space and the rapidity of combustion encourage this.

Under the heading of health, one finds it difficult to segregate the mobile home from any other housing unit. I suppose there is one very unhealthy condition which is often apparent in small accommodation, sometimes occupied by an excessive number of people — that of condensation and the subsequent damp atmosphere.

There is one difference between a house and a caravan which has always irked local council officials — that of overcrowding.

Ever since the 1935 Housing Act there has been a legal maximum number of persons who can occupy any abode except a caravan. This has even been omitted in the 1960 Caravan Act and it is an intolerable situation for any housing authority that any number of people can live in a caravan without breaking the law.

The time will have to come when the Ministry do give some ruling as regards the number of people living in a caravan.

Although the small touring caravans still exist and are growing more in number every year, in due course of time the larger caravan with its better amenities, ventilation, etc., will be seen on the caravan sites of this country.

We still get the odd itinerant caravan dweller and the disgusting mess they leave behind. This antisocial behaviour does not accord with the general pattern, and provokes an uncomfortable feeling that, perhaps, there is still a remnant of the "two nations" of Disraeli.

However, with the co-operation of the Police, this type of person is given four hours' notice to leave.

The three caravan sites throughout the town are inspected during occupation and full support and co-operation were given to the Health Department from the owners concerned.

Disinfestation

During the year 70 complaints of infestation by insects were received and dealt with by your Health Department. We were still troubled with harvest mite, especially on Ings Farm and Lakes Estate areas. Although these cannot be regarded as pests they were of a nuisance value.

The majority of complaints were regarding these small insects which were treated by spraying with D.D.T. Liquid. This was found not to have a lasting effect, and this treatment has now been discontinued.

Disinfection of Premises

During the year only one house was disinfected following an infectious disease.

This is two less than last year.

Housing Inspections

Inspections of houses for the Housing Department have been carried out by your department and below is the number of inspections :—

Number of inspections for Selection list	249
Number of inspections for Classification of Houses	269
Number of inspections for Overcrowding	6
Number of inspections for Exchanges	83

Places of Entertainment

General inspections were carried out in places of entertainment especially in Bingo Halls and public houses. The number of inspections made were not as many as the Medical Officer of Health and I would like but owing to shortage of staff, and the extra work which has been placed on the Department in the past few years, some places are not getting the necessary inspections.

Any complaints found were immediately notified to the persons concerned in order to bring the places up to the standard required.

Atmospheric Pollution

The Chief Industries within your Borough liable to cause pollution, in addition to houses, are set out below :—

Source of Pollution	Description of Pollution or Potential Pollution
1. I.C.I. Works	Smoke and fumes.
2. Dorman, Long & Co. Ltd.	Smoke, grit and fumes.
3. Laundry	Smoke.
4. School Chimneys	Smoke.

As I mentioned in my last year's report soft coke would no longer be available for use on open fires in this area. The effect of this was that the costs of proposed smoke control areas rose in the region of three to four times the previous estimate. In some cases, with some authorities, this has slowed down the progress of Clean Air. Solid smokeless fuel has made a contribution to the cost of Clean Air over the country as a whole and it plays a part in actual smoke control areas.

Most recent developments in domestic heating are involved, to a greater or lesser degree, with central heating. Starting at the larger house, it can be claimed that the fully automatic solid fuel boiler has been proved to be a perfectly workable idea.

For every moaner and critic in the matter of smoke control, there are still many who are anxious to go ahead faster than local authorities themselves are moving. In some cases the financial cost is a matter of great importance but what is the cost in human happiness for clean air.

The modernisation of industry and the Clean Air Act have brought about a drastic reduction in industrial work in the last ten years. Dr. S. R. Crawford at the conference held at Harrogate in 1964 stated :—

1. The size of a town has no effect on smoke pollution and so big towns can be as clean as small ones.
2. The drift of pollution from towns is so small as to be unimportant.
3. Improvements in one part of a town are not nullified (though affected) by smoke drifting in from the surroundings. Thus the policy of smoke control areas benefits the areas themselves as well as the town as a whole.

Two changes have been noticed in social habits which have affected the problem of domestic smoke :—

1. Women are going out to work all day, and thus the demand for domestic heating had been reduced during the day.
2. With increasing prosperity, there is a demand for labour saving, and convenient methods of heating even if they are slightly dearer.

Air pollution of roughly the present severity is bound to remain in urban areas, so long as low-level emissions of pollutants from individual dwellinghouses is tolerated. The most economic and perhaps acceptable method would seem to be a basic system of district heating, with emission of pollutants from high chimneys, together with exemptions for individual houses whose owners preferred other methods, so long as these other methods produced no emissions of pollutants.

As I have previously stated the reduction in the amount of coke which was introduced owing to improvement in the gas industry has had an enormous effect on the Clean Air programme in the country. It has brought into use the closed stove which is more efficient, but pressure from the public to use hard coke in such stoves has put a great strain on local authorities and their officers. This raises the question ; has another opportunity been lost by the failure to establish a co-ordinated national fuel policy ? One must note different variations in fuel qualities and price levels, conflicting claims on efficiencies and variation of pollutant content. Appliance designs and performance claims, with price variations, tend to bewilder the public. The proposed new approach to the implementation of the clean air programme may discourage rather than encourage the public in its efforts.

The general public does not fully realise the great benefits to health and well-being, amenities and property which would result from cleaner air, although for a long time we have insisted on the need for uncontaminated drinking water and food we have only just begun properly to recognise the importance to health of uncontaminated air.

It has been asserted that smoke control areas are an unwarranted interference with personal liberty. It seems, however, that those who insist on polluting the air unnecessarily with smoke are interfering with the liberty of their neighbours who wish to breath clean air, enjoy good health and keep down damage to their property.

Smoke from chimneys is carried over long distances and can be conveyed from one end of the town to another depending on wind direction.

Again housewives must be convinced that stoves provide better heating than open fires if rapid progress is to be made in the clean air programme. What is required is a more intensive drive to reduce the pollution of the air of this country by smoke.

If the local authorities made full use of the powers conferred by the Clean Air Act the inhabitants of this country would benefit especially in the densely populated areas.

These words are repeated from last year's report and I again wish to bring this to the notice of the Committee.

It is agreed that it is going to be costly for local authorities to carry out smoke control programmes but rather than discontinue the work of smoke control areas let us lengthen the time of the programme.

This will result in slow progress but let us accept this providing smoke control work goes on.

Warrenby—Industrial

				Undissolved		
				Matter	FE ₂ O ₃	Mgms. of SO ₃
			Rainfall	Tons per	Tons per	per 100 sq.
1964		pH	Litres	Sq. Mile	Sq. Mile	cms. per day
January	...	6.0	0.40	7.25	2.00	2.35
February	...	6.8	1.34	5.85	3.70	1.25
March	...	6.6	3.62	8.03	2.56	0.95
April	...	6.7	2.38	13.83	4.14	1.21
May	...	7.0	1.23	6.61	2.02	1.23
June	...	6.9	3.10	10.04	3.36	1.45
July	...	6.0	1.50	17.17	5.54	0.94
August	...	4.3	2.25	4.74	1.17	1.07
September	...	5.8	1.36	9.55	3.24	2.15
October	...	5.7	1.73	17.28	6.38	1.91
November	...	6.8	1.47	16.03	6.54	2.59
December	...	5.8	4.05	20.90	7.65	3.00
			24.43	137.28	47.30	
Average 1955		6.21	1.21	10.51		
Average 1956		6.23	1.40	10.21		
Average 1957		6.36	1.54	10.24		
Average 1958		6.35	.96	6.9		
Average 1959		6.65	1.21	8.62		
Average 1960		6.12	3.77	9.48		
Average 1961		6.1	2.55	8.40		
Average 1962		6.57	2.18	14.95		
Average 1963		6.025	2.85	13.89	3.55	1.72
Average 1964		6.2	2.35	11.44	3.94	1.675

Dormanstown—Semi-Industrial

			Undissolved		
			Matter		FE ₂ O ₃
1964		pH	Rainfall	Tons per	Tons per
			Litres	Sq. Mile	Sq. Mile
January	...	4.5	0.41	4.51	1.04
February	...	6.8	1.35	3.54	1.37
March	...	6.5	4.11	6.08	1.96
April	...	6.5	2.46	7.15	2.47
May	...	6.6	1.20	5.68	2.05
June	...	6.1	3.27	5.58	1.80
July	...	6.9	1.25	6.85	2.94
August	...	5.2	2.15	5.85	2.04
September	...	5.5	1.46	6.88	2.37
October	...	5.7	1.76	9.38	2.85
November	...	6.0	1.41	10.65	4.78
December	...	5.7	4.00	14.06	5.44
			24.83	86.21	31.11
Average 1955		6.15	1.25	7.76	
Average 1956		6.5	1.24	8.48	
Average 1957		6.35	1.65	7.58	
Average 1958		6.51	1.77	8.68	
Average 1959		6.55	1.38	7.95	
Average 1960		6.1	4.15	8.02	
Average 1961		6.6	2.53	6.89	
Average 1962		6.23	2.59	8.24	
Average 1963		5.96	2.37	7.36	1.76
Average 1964		6.0	2.07	7.18	2.6

Average total solids for the town in 1952 — 20.82 tons per square mile
 Average total solids for the town in 1953 — 16.72 tons per square mile
 Average total solids for the town in 1954 — 12.81 tons per square mile
 Average total solids for the town in 1955 — 16.76 tons per square mile
 Average total solids for the town in 1956 — 17.59 tons per square mile
 Average total solids for the town in 1957 — 19.747 tons per square mile
 Average total solids for the town in 1958 — 17.576 tons per square mile
 Average total solids for the town in 1959 — 15.492 tons per square mile
 Average total solids for the town in 1960 — 16.635 tons per square mile
 Average total solids for the town in 1961 — 15.28 tons per square mile
 Average total solids for the town in 1962 — 14.369 tons per square mile
 Average undissolved matter for the town in 1963 — 10.63 tons per sq. ml.
 Average undissolved matter for the town in 1964 — 9.31 tons per sq. ml.

pH Value — Expresses degree of alkalinity of water.

Below 7.0 shows acidity (represented by Coal, Tar, Phenols, etc.)

Above 7.0 shows alkalinity (Soda, Potash, Ammonia).

SMOKE CONCENTRATION, 1964

SITE (B)—"TEESWOLD," COATHAM ROAD, REDCAR

Residential—Low Density Population

Microgrammes per Cubic Metre

Month		SMOKE			SULPHUR DIOXIDE		
		Average Value	Highest Value	Lowest Value	Average Value	Highest Value	Lowest Value
January	...	196	428	48	182	362	57
February	...	159	416	28	136	255	52
March	...	120	288	40	112	276	35
April	...	61	90	28	93	146	40
May	...	35	51	9	67	125	7
June	...	37	84	15	60	143	15
July	...	30	67	11	66	185	18
August	...	37	111	1	53	139	11
September	...	55	141	19	100	255	27
October	...	124	254	32	129	262	62
November	...	206	600	38	161	342	34
December	...	199	664	32	190	598	66

SITE (B)—MERSEY ROAD GARAGE, REDCAR

Residential—Low Density Population.

Microgrammes per Cubic Metre

Month		SMOKE		
		Average Value	Highest Value	Lowest Value
January	...	212	436	52
February	...	176	404	59
March	...	151	332	28
April	...	94	162	24
May	...	51	113	25
June	...	48	130	17
July	...	32	96	7
August	...	43	85	10
September	...	54	137	15
October	...	102	207	30
November	...	132	296	40
December	...	188	516	40

SITE (B)—JOHN E. BATTY SCHOOL

Residential—Low Density Population.

Microgrammes per Cubic Metre

Month		Average Value	SMOKE	
			Highest Value	Lowest Value
January	...	204	392	36
February	...	170	416	36
March	...	146	272	60
April	...	70	122	11
May	...	34	55	16
June	...	33	83	13
July	...	22	48	5
August	...	30	38	7
September	...	54	118	10
October	...	101	196	38
November	...	104	249	37
December	...	115	379	31

SITE (A)—NORTH EASTERN ELECTRICITY BOARD, LORD STREET

Residential—High Density Population.

Microgrammes per Cubic Metre

Month		Average Value	SMOKE	
			Highest Value	Lowest Value
January	...	287	500	44
February	...	285	544	44
March	...	148	392	36
April	...	105	228	6
May	...	88	168	12
June	...	54	148	13
July	...	44	62	23
August	...	52	85	10
September	...	84	132	44
October	...	200	412	87
November	...	282	636	28
December	...	275	588	48

Meat and Food Inspection

Clean food depends on more vigorous on-the-spot inspections. It is futile to wait for bad conditions to arise.

The food trade will always need enlightened and scrupulous supervision. British Standard Guides and Trade Standards, excellent though they may be, need, in addition, expert supervision. It is time we set our sights higher. We should aim at the highest standards and ban from our import commodities with high potential risks.

As I have pointed out to the Committee both the Medical Officer of Health and myself are not satisfied with the manner in which inspections of shops, cafes, restaurants, fried fish shops, butchers, bake houses, licensed premises, and ice cream premises are being dealt with owing to the shortage of staff. No more can be done without neglecting other work unless extra staff is obtained for the Department, even though it may mean the regrading of all the Health Department staff to achieve this result.

Those of us who have to enforce the Food Hygiene Regulations have often met with criticism and found it very difficult to find a convincing answer to why customers may smoke in a food shop when assistants must not. After all there is no difference in the contamination likely to be caused by the shop assistant and the customer from this source. It is quite obvious, however, that it would require a brave and determined Government to pass legislation to prohibit smoking in all places where food is sold or consumed. It therefore becomes another of those desirable aims in the interest of public health, when one has to rely upon education and persuasion from both the public and food traders, to discourage this undesirable habit. The recent report on smoking and lung cancer which was issued by the Royal College of Physicians plus the publicity given nationally to this subject has prepared the way for action to be taken on a voluntary basis. I would like to see this achieved in Redcar amongst the food traders. The Guildford Hygienic Food Traders' Guild gave serious consideration to this matter and agreed that a "no smoking" rule was desirable but were somewhat wary of giving offence to customers, but by agreement with Guildford Borough Council, notices signed by the Medical Officer of Health were displayed. Also a personal approach on this matter was made to the traders in the course of routine inspections when any questions were adequately dealt with emphasising that the scheme was entirely voluntary. Certain classes of premises, e.g. public houses, confectioners and tobacconists and those premises where only pre-packed foods were sold were excluded. If a similar scheme to this could be introduced under a voluntary basis throughout the country I feel sure that the public would respond favourably.

In recent years, the introduction of new building materials and furnishings which are easily cleansed and the growth of detergents and sterilising agents have all played an important part in maintaining a high standard of cleanliness in food manufacture, preparation and retailing establishments.

Whilst good premises are an invaluable aid towards good food hygiene we still have with us the frailties of the human being in the form of the food handler.

In Ireland the Ministry brought in the Registration of all food premises which gives a better control over new food premises but even with this there is still a danger that careless food handling can be the cause of an outbreak of food poisoning in premises where all modern facilities exist in order to obtain good standards in cleanliness of hygiene. Perhaps

the answer is that all food handlers should be registered after a medical examination by the Medical Officer of Health of that area and with further examinations at regular periods.

Medical inspections prior to registration would in all cases pick out the unsuitable food handler, but this would not give information about the personal habits of those being examined.

Periodical medical examinations would give reports of the person's health at one particular time but in the meantime the food handler is still liable to intestinal infection and the careless or ignorant handler could still be a grave danger. The administrative task of keeping records of registration of ever-changing staffs would be enormous but it certainly would be a help to cut down to some extent illnesses due to food handlers.

It is a well-known fact that precautions against infection of food depend to some extent on the nature of the food.

Bacteria are remarkably selective and are not interested in some kinds of food. In addition all bacteria are not harmful to human beings and many of these which are harmful have to be of a mass formation to start an illness.

Much of our food today is cooked and part sterilised before it is eaten. A modern trend is for the food to be pre-packed.

From the knowledge of the high percentage of poisoning which can be attributed to cooked meats, preparations containing meats not requiring further cooking, food to which ingredients are added after cooking, and ice cream and milk, it seems clear that shops who sell these commodities and assistants who handle them must be particularly careful.

If food handlers were taught the elements of personal hygiene, instructed in the fundamentals of safe food handling practices, were shown various channels through which food and drink can be contaminated, then the health of the public would be better protected than by any other means and the number of food poisoning cases reduced. The question now arises, who is responsible for this education, some say it is the employer's and in fact in some cases the conscientious small employer working with his staff and the hygiene staffs of the larger firms do play an important part in this education. However, it is the Public Health Inspector who is most fitted to do this work.

It could be argued, however, that the inspector is employed by his council to ensure that laws, regulations and rules are adhered to and that infringements are penalised. Whilst this is true it is a very negative approach to clean food. Work done to prevent an infringement is worth many times that done to secure a prosecution. Frequent changes in staff, the wide diversity in age groups, character and working ability of the food handler make organised attempts at education in food hygiene very difficult.

In the small shop one seldom finds the same assistant on consecutive inspections and in the larger shops the switching of assistants from counter to counter often means that a girl at one time is selling hardware and the next time vegetables or cakes. In addition part time work by married women may cause the inspector to miss the food handler for months. Further since the qualifications of a food handler are few, the girl can be at school one week and handling food the next week, without any hygienic training whatsoever.

Perhaps there is a strong argument for the teaching of personal hygiene in relation to food during the last year of the young person's life at school. This teaching need not necessarily be done by the school teachers whose knowledge of the subject may be insufficient for these purposes. Instructors from the public health department would be an ideal solution.

It would thus ensure that youths and girls leaving school who wish to enter the food trade would definitely start with some basic knowledge of food hygiene.

In densely populated areas it is often possible for the Public Health Inspectors of several authorities to combine in the running of courses in food technology, with emphasis on food hygiene, under the auspices of the local further education authority.

The keen, enthusiastic, food handler who wishes to know his business will attend.

In some cases the only way of meeting these food handlers is when the inspection of the food premises takes place. Where staff are large the firm concerned is only too willing for education of the food handler to be given during working hours. In the small shop it is usually an informal talk during an inspection even though at times it may mean having to wait until customers are served.

Good food hygiene can only be obtained by the education of the food handler. It is not achieved solely by inspection.

Appended below will be found a list of condemnations which have been made during 1964 :—

	lbs.	ozs.
Miscellaneous tinned food ...	687	6½
Fish	434	8
Vegetables	1,620	0
Chickens	5	0
Fruit	14	12

CARCASES INSPECTED AND CONDEMNED IN 1964

	Cattle Excluding			Sheep and		Pigs	Horses
	Cows	Cows	Calves	Lambs			
Number killed	211	—	75	995	886	—	—
Number inspected	211	—	75	995	886	—	—
All Diseases except Tuberculosis and Cysticerci							
Whole carcasses condemned ...	—	—	—	—	—	—	—
Carcasses of which some part or organ was condemned	—	—	—	2	3	—	—
Percentage of the number inspected affected with diseases other than tuberculosis and cysticerci ...	—	—	—	.2	.33	—	—
Tuberculosis only							
Whole carcasses condemned ...	—	—	—	—	—	—	—
Carcasses of which some part or organ was condemned	—	—	—	—	5	—	—
Percentage of the number inspected affected with tuberculosis ...	—	—	—	—	.54	—	—
Cysticercosis							
Carcasses of which some part or organ was condemned	—	—	—	—	—	—	—
Carcasses submitted to treatment by refrigeration	—	—	—	—	—	—	—
Generalised and totally condemned ...	—	—	—	—	—	—	—
Percentage of the number inspected affected with cysticercosis ...	—	—	—	—	—	—	—

FRESH MEAT CONDEMNATIONS DURING 1964

Reason for Condemnation	BEASTS		PIGS		SHEEP		TOTAL
	Carcase	Offal	Carcase	Offal	Carcase	Offal	
	lbs.		lbs.		lbs.		lbs.
Bonetaint	122	—	—	—	—	—	122
Abscess	—	—	6	—	—	—	6
Tuberculosis	—	—	30	9	—	—	39
Parasites	—	—	—	—	—	3	3
	<hr/>		<hr/>		<hr/>		<hr/>
	122	—	36	9	—	3	170
	<hr/>		<hr/>		<hr/>		<hr/>

No. of animals killed — 2,167.

Slaughterhouses

Public Slaughterhouses	...	Nil
Other Slaughterhouses	...	1
Number of inspections	...	328

There is only one slaughterhouse, which is a private one, in the Borough. There is 100% inspection of meat throughout the year. Inspections are even made on some Saturdays and always during Bank Holiday Mondays.

It is still debatable to what extent the meat industry has appreciated the economic case for meat hygiene. Until an industry accepts hygiene on its merits and not simply to keep out of trouble, failures can be expected.

As hygienic preparation of meat is reflected in improved prices for the product, longer store-life, or other measurable economic advantage, it will become an integral part of any production programme.

But no trader, large or small, will feel that he should adopt new or changed methods merely to keep within the law. The law of inertia operates universally.

As large-scale organisation of the meat industry proceeds, hygiene increasingly pays dividends. Small-scale errors of technique may often be contained by compensating factors, such as the short time-lag in distribution or limited distance over which an offending product travels. The health hazards do not develop or are of limited significance.

Attention to hygiene must add to production costs and lower standards cannot be condoned on the argument that rapid distribution and early consumption will take care of the problem.

Therefore, large or small slaughterhouses, meat factories, butchers' shops or other distribution agencies should be expected to abide by the same basic principles, whether they be standards statutorily laid down by the various hygiene regulations or code of practice recommended for various sections of the industry.

Moreover, both the industry and the inspectorate must clearly appreciate that a policy which relies for success on everything going right has written its own failure into it.

Just as safety regulations for the construction and use of machinery have to assume that human beings will behave stupidly and foolishly, so one has to make similar assumptions in order to protect the consumer from the less direct hazards which may attend consumption of meat and meat products.

Meat hygiene must begin in the fields and on the farm, so as to ensure, as far as possible, the availability of healthy stock for slaughter.

One would imagine that the progress made in the future challenges of animal health would fully extend the limited veterinary resources of this country.

Granted that one has healthy stock, the manner in which it is housed and the conditions of procurement and transit to the slaughter point must all affect the hygiene of the final product.

Few, if any, of this country's slaughterhouses provide for pre-slaughter cleansing of animals — an accepted practice in most overseas packing houses.

We have yet to get rid of dressing on the floor and use of the wiping cloth.

Finally the consumer has a contribution to make. Not only can he use his patronage to encourage good practices, but can affect the situation by his or her own habits in the shop and on the removal of goods to the home.

At each stage it is the fascinating and formidable job of the Public Health Inspector to use his own vast and increasing knowledge, both of meat technology and applied psychology, to continue to ensure a supply of safe meat from sound animals.

I am pleased to state that all the meat which is killed in your slaughterhouse in the Borough has 100% inspection throughout the year and it can be seen from the condemnations that the type of animals which are bought are the best quality it is possible to obtain.

Mobile Shops

Though a shop-keeper has to close his door at a certain hour — depending on what he sells — the mobile trader can do business at any hour of the day and night.

Some control is essential and desirable for the mobile shops but amendments to the law are needed before this can be obtained. The hygiene standards of some of the mobile shops come up to requirements and the local authority finds satisfaction in such vehicles but the public health inspector still has to deal with those so called mobile shops of which there are still a few, but they are diminishing year by year. These are the type which are a converted single decker bus — the word "converted" often being a misnomer — and very little attempt at conversion has been made with dismal results. It has been found that the better vehicles operate from established and reputable premises but the other type is frequently the project of a back street trader who has the misfortune of trading from undesirable premises.

They can be classed as two types, one, those who are too poor to make any attempt to provide a satisfactory vehicle, and those who have no intention of doing so. We, in the Borough, do inspect mobile shop vans and they are not registered by your local authority unless the public health department approves them.

Hairdressers and Barbers

Hairdressers' shops throughout the town have to adhere to the Byelaws according to the Public Health Act, 1961.

Many instances of where legislation has lagged can be called to mind by public health inspectors, but hairdressers' premises generally are much improved to what they were 25 years ago.

Health hazards can easily occur and the opportunity of enforcing these Byelaws by local authorities has been welcomed.

In some cases education was needed in shops to bring them up to the standard required by the Byelaws. We all have met the person who pays hearty lip-service to the necessity of sterilisation, but whose methods in practice consist of a perfunctory rinse under the water tap. It has been suggested that new model byelaws are being considered. This should not, however, deter any authority from exercising their powers under the byelaws such as they are.

Litter

I regret that I must again call the Committee's attention to the amount of litter which is being dropped throughout the year within the Borough. In the summer months this must be blamed mainly on to visitors but the same cannot be said about the winter months when the fault must lie with the inhabitants of the Borough. A town can only be as tidy as its inhabitants allow. Advertisements are put on television at too late an hour for the majority of people to see them, but even with all the campaigns and television advertisements perhaps the people in the town are not aware of what litter is. It consists of anything from old car bodies, to furniture, mattresses, etc. Your Health Department has a system whereby mattresses, etc., will be removed free instead of being dumped into culverts, etc., or on to open waste ground, and in the case of old aged pensioners no charge is made for the removal of any article.

The Anti-Litter Campaign which is being carried out did, for a time, bring the question of litter to the notice of the public, and there were improvements for a week or so, but it is a sad reflection that after these campaigns, no one has been able to come forward and report success to the extent which we would like. Removal of litter from the town is a charge on the rate payers and if this had not to be done to the extent it has, labour could be diverted to more useful work throughout the town.

In 1963, in England and Wales, 2,736 prosecutions took place and fines ranging from £2 to £10 were made but still our streets are cluttered with litter. In the same year, 6,000 car owners dumped unwanted vehicles on public highways, six and a half million milk bottles disappeared every week and three truck-loads of litter removed from Waterloo Station daily.

In other words the average man threw away four times his own weight in rubbish and it has been estimated that the cost of removing litter costs this country thirteen million pounds per year.

It is generally agreed that one of the main problems is the reluctance of the police to enforce the Act, but the issuing of stricter orders to the police to approach people who commit this offence under the Act is not really the answer.

People do not drop litter out of malice or criminal intention, but merely offend through thoughtlessness. Perhaps the answer to the whole of the litter problem is to have litter wardens doing a job similar to traffic wardens. This method has already been adopted in several counties, including Berkshire, Sussex and Devonshire. In Berkshire wardens are employed full-time. Where wardens have been employed there has been a definite improvement in the amount of litter dropped.

Perhaps the litter problem today is less severe than it was five years ago when the Litter Act came into force with a fanfare of trumpets and a claim that only a short time would elapse before our standards of litter consciousness would rise to a satisfactory degree, but alas, this is not what happened and the blame must lie between those who scatter litter and

other unwanted material indiscriminately and surely, to a much less significant degree, those authorities whose cleansing services remain unadvertised and insufficiently flexible to provide the necessary collection facilities.

Without doubt the year 1964 was no better than previous years with regard to the amount of litter which was dropped throughout the town, especially on the sea front and High Street, and the amount of mattresses and old bedsteads which had found their way into open culverts.

The problem of indiscriminate dumping is not, however, capable of being solved simply, even though, as I have stated, we have within your Health Department a system of removing mattresses, etc., free and making a small charge to cover time and labour for removal of other materials. The time could come when your refuse collection service could be overburdened with this method, for example someone might want a grand piano removed and you could have damage to walls and doors through which such items have to be carried. In cases like this free use of the tip, by means of a permit, are given to the person concerned for them to remove their own debris, etc.

Litter on the beaches is one of the problems of the Entertainments Department and even though numbers of containers are provided for the reception of this litter the citizen again remains oblivious of the litter baskets on the beach. Unresolved problems will exist and no straight forward solutions offer themselves to same.

The permanent answer to the litter problem must lie with the children, and it is reasonable to expect that eventually we may reach the standard of cleanliness attained, for example, by the Scandinavian countries. This could also be helped by packaging companies, which are one of the main sources of litter problems throughout the country incorporating in their lay-out of cartons and wrappings the familiar exhortation not to deposit litter.

So serious, in fact, does the problem remain that it only can be resolved through school children. This was definitely seen when seventy thousand school children followed a route in London and after their departure the area was found to be litter free. Thus we can only improve our habits in this respect whenever propaganda is sufficiently sustained. The cost of removing litter to local authorities is truly fantastic and only when there has been a measurable reduction in the cost concerned can it be said that the new approach, by way of penalty, has been successful. People do not, at least we hope do not, drop litter in their own homes, in the school rooms or in the factory, but when they are out in public places, streets, parks, beaches, they are far less tidy.

What can we do about it? In some countries there is a system of direct compulsion by on the spot fines for litter dropping, but in this country such a procedure would be contrary to our system of justice. The only answer seems to be the education of the public and to have it followed up with rigid enforcement of the Litter Act. The individual failings with the odd sweet paper and the empty cigarette packet seems to express an apathy much in contrast to original hopes.

This leaves education as the only real hope although even this has its limitations.

Noise

The difficulty which besets any council intending to enforce legislation on noise is that the type and amount of noise causing annoyance differs

according to individual taste. The local authority, however, has to take statutory action to protect the district generally.

Some people are unable to stand sharp sudden noises, such as barking dogs, motor cycling or road breaking drills. Others are driven frantic by the steady humming-type noises that build up becoming more and more annoying in the mind of a listener. This state of affairs does make it difficult to pin down the effect of noise on the neighbourhood.

In attempting, however, to classify noise nuisances, mechanical aids unfortunately still have a very long way to go before they can be accepted as making a serious contribution to improvements in living conditions.

In the meantime, however, the human ear is the only apparatus available, and this cannot be relied upon. Some ears are more susceptible than others and some are hardly receptive at all.

Unless a considerable number of people complain, direct action by the Council should be avoided.

Noise is still to draw attention to anything which has, or is about to, go wrong. Claxons sound if industrial chimneys smoke, power fails or an air raid is imminent. We must accept however, that noise, in itself, is unavoidable and that the Noise Abatement Society will press for the abolition of disagreeable noise.

In Paris a law has been passed by which all dustbins shall be made of material which will dampen out noise effects of vibration. The lid is made of semi-flexible plastic material and is more or less noiseless. In one design both the lid and the bin are of metal supplied with sound resisting material comprising of a rubber edging on the lower arm. Another type has a thickness of rubber fixed to the interior of the base. This Act came into force in January, 1965, and all bins in the city must conform to the new standards.

The nuisance and irritation of noise in industry can be combatted on a significant scale by attention to detail. And even where employees are not fully aware of the benefits it can be argued that improved health and welfare are reason enough.

The cost involved demands an increase in safety and efficiency.

Possibly the ideal way to reduce noise would be to control it at source. In the home sanitary appliances give rise to most noise. There are silent flushing systems available but if these are not installed then cisterns and pans should be isolated from walls and floors by a pad of absorbant material.

The complete absence of any power to require provision for sound control in the present building byelaws is a sad reflection on the official attitude towards the subject.

The definition of noise given in the Report on the Problem of Noise under the Chairmanship of Sir Alan Wilson is as follows :—

“Sound which is undesired by the recipients.” The report consisting of 235 pages, on the noise problem, is only the beginning of the investigations. Transport has been singled out as the primary source of annoyance.

It is notable that it is mainly at home that people both notice and are disturbed by noise, be it external or internal.

Much more investigation into the sound insulation and transmission qualities of materials and structures is required.

Noise pollution, like air pollution, needs to be tackled in two ways. Firstly, at its source, so that the minimum of noise is produced. Secondly, buildings and layout must be insulated against that quantity of noise which is unavoidable.

We must consider the extent to which this housing form satisfies our essential space needs for privacy and sociability.

Refuse Disposal

Refuse disposal is still being carried out on the old tip north of Trunk Road. There is still some tipping space left on the south of the Trunk Road. Two machines are employed, the International Crawler Drott and David Brown and in addition an old refuse wagon of only scrap value, is now being used to carry top soil, etc., for covering material on the tip. It has been found very useful.

The amount of suitable covering material required daily to seal the refuse tip on its sides and top presents many problems but we, on the present tips are lucky enough to be able to use the material off the old tip which is thirty to forty years old. On the tip top the pulverising effect of the Drott and David Brown produces a dense mat of material. While this is inert it will drain more easily and is easily kept free from nuisances from flies by the use of insecticides.

Tonnage is no longer the yard-stick for estimating the refuse disposal problem, volume having superseded weight as the factor of importance. Controlled tipping is still the cheapest form of refuse disposal if carried out to the Ministry's recommendations.

New and rapid thinking is needed if the present challenge of efficient refuse disposal by controlled tipping is to be continued. Careful thought is needed together with planning.

Perhaps we have got to think ahead to the next ten years and in all probability arrange a meeting with all the Local Authorities from Redcar to Thornaby to discuss this matter, so that in the years to come, when tipping space for use as controlled tipping is no longer available, some other means of disposal of refuse has already been decided.

If a reasonable solution is to be found to the problem of shortage of tipping space some form of regional control could be introduced and these regional authorities should have powers of compulsory purchase. This would allow refuse to be transported in bulk to the nearest available site, which would eliminate unnecessary and excessive haulage.

It should not be too difficult to introduce a system to average out costs so that no undue burden fell on an authority because it was situated some distance from a tipping site.

There would be in all probability administrative difficulties but there is nothing insuperable about the idea as Local Government as a whole is under review in this country, and there seems to be no reason why refuse disposal should not be considered in the same context.

Vandalism is again one of our difficulties on the Tip and the amount of damage done is increasing from year to year even though every theft or damage is reported to the Police.

During the past year there have been few complaints regarding fires or smells from the Tip. This has been accomplished by spraying the tip face with insecticides when necessary, but mainly by effectively sealing the Tip face at the end of each day's work.

Refuse Collection

The refuse collection fleet consists of the following vehicles :—

Registration No.	Age
AAJ 356B	6 months.
851 BVN	2½ years.
67 AVN	3¼ years.
YPY 833	3½ years.
WPY 171	4½ years.
UAJ 18	Nearly 6 years.
LAJ 539	12½ years.

As you will see LAJ 539 is one of the oldest vehicles we possess and is only used in the case of a breakdown of one of the other vehicles. Refuse collection throughout the year has been kept to a weekly collection. Some hotels and large shops have gone on to the container system, but I am sorry to state that I cannot get any co-operation from the North Riding County Council for schools to be placed on this system. The number of dustbins throughout the year have increased due to the building programme and paper sacks have also increased for the same reason. The number of paper sacks now out on the two estates is, Ings Farm Estate 500, Gibberds Estate 600 and Yuills 100.

We still run the special service for discarded furniture, mattresses, etc., but some of the public do not seem to be aware of this service. Mattresses are collected free but furniture, etc., and rubbish are charged at a minimum rate to cover labour, etc., but in the case of old aged pensioners, this service is free.

At the end of the year it was becoming very difficult to recruit labour and the type of personnel which we were getting found the work too heavy for them to continue for long periods. The sickness record once again throughout the year was not a happy one and this made a weekly collection, at times, difficult. The only answer seems to be for an incentive scheme to be brought into use in order to obtain a better type of personnel and from this incentive bonus scheme even though economy is important, the service will be found to be reliably carried out in circumstances which could have required constant supervision, and detailed attention.

As regards refuse collection, cleanliness and hygiene are one of the important features and a change in the character of refuse is taking place from year to year and probably the answer to refuse collection is the use of the paper sacks, or specialised vehicles, but neither provides a universal answer to all problems and no conclusions have been reached here to date.

A particular problem at Redcar, which is a seaside resort, is the seasonal demands, and this increased demand does put extra loads on the local resources. In the summer time an additional feature of refuse is the substantial increase in its bulk.

As regards the refuse collection vehicles which are available today, two questions immediately spring into one's mind. Firstly are the different types really the answer and secondly could not there be some compromise in the design of vehicles. It is not suggested that there should be a standardisation of vehicles, as conditions vary within certain areas, but is the variation sufficient to support the individuality found in certain vehicles which must incur penalties of cost and of part availability.

Popular demand is met by a 50 cubic yard refuse vehicle but refuse collectors are not too happy about this type of machine as there are less frequent runs to the tip and so less time is allowed for rest.

The design of vehicles is influenced by the demand for the type of vehicle which is needed and this must influence the manufacturers, so if in the future there should be some narrowing of the range of customers' individual requirements, the results could be of great benefit to the cleansing service as a whole.

It must always be the case that the true cost of a vehicle cannot be established until it comes to the end of its useful life and then it is either sold or scrapped; an investigation into overall operating costs would produce some very interesting evidence.

It is perhaps fortunate both for customer and manufacturer that such friendly relationships exist within the cleansing vehicle market. In a not far distant future it is hoped there will be seen some very interesting developments as the drive for greater efficiency progresses.

On the question of refuse collection and disposal one thing that must be considered is the general welfare of the men. I am pleased to state that this authority has looked into this matter and has provided protective clothing, etc., lockers, toilet facilities and showers, and mess room for the men.

Work study is very rewarding where the scheme is introduced properly and well administered. It improves morale resulting from the sense of participation which the men have regarding their work — no matter to which section they belong — which is the principal factor sustaining a higher level of production.

During the year the public were informed during holiday times either by a notice in the paper or by delivery of letters to the house concerned of any alterations to collections giving days and times. This was an excellent thing and ensured that the service was kept to the high standard which the public has a right to expect.

The collection of refuse has its draw-backs, one, spillage on the ground. This is overcome definitely one hundred per cent by the use of paper sacks. Another criticism is the noise of the lid of the dustbin when the lid is allowed to drop on the ground, but this is being overcome in the council houses in the Borough by the use of rubber lids.

It is believed that now in Britain hygiene methods of collection are in advance of the Continental methods. This is due to two things, firstly the manufacture of the vehicles, and secondly to the introduction of the plastic bin and paper sack.

With the new methods and techniques being introduced into refuse collection and into the various services of cleansing, the supervisor or foreman in the future will have to be a highly skilled man with an intimate knowledge of all aspects of the service. As regards dustbins, which in my opinion it is a useless waste of energy for a man to carry out dustbins as an ordinary refuse collector, on an ordinary day's work, is lifting two tons of dustbin per day to remove somewhere in the region of 36 Cwt. to 2 Tons of refuse. This cannot be called a case of using man power to the best advantage and surely points to a need for a more rational system. Another difficulty is the increase in the number of houses with garage doors so constructed that access to the rear of the premises is almost impossible.

Public cleansing during the last year has been a thankless task as it has been difficult to obtain sufficient personnel to carry out various services. Staffing is one of the biggest problems of today. At one time it was possible to know each man by his Christian name and it was quite an event if a dustman left the service. Now there is somewhere in the region of 50 and 60 per cent turnover — in spite of supervision, welfare, clothing, etc.

I feel the answer is the question of remuneration, the weekly pay

packet has become more important than security. The day has gone when we could pick and choose the right type of man for this work. We do get a good percentage of the right types but they are let down by the casual workers with the couldn't-care-less attitude. The answer is to upgrade the job and therefore get the right man and, with the right machine, cleansing could go forward. Buying the cheapest equipment is always the most expensive in the end.

If a bonus scheme was applied I feel sure that an infinitely better type of workman could be obtained, and in all probability the time lost through sickness could be greatly reduced. It has been found, in some cases, where a bonus scheme has been instituted that the men will start work well before the official starting time in order to pull out before the collection vehicles arrive on the site.

The general approach to the labour recruitment with refuse collection must be more money for more work, and the old problem requires rethinking and new methods must be evolved to deal with the problem. Men work for money, and money may be the answer.

In pre-war days, before industry found it necessary to attract labour by inducements of one kind or another, a job with the local authority, in any capacity, was considered worthwhile.

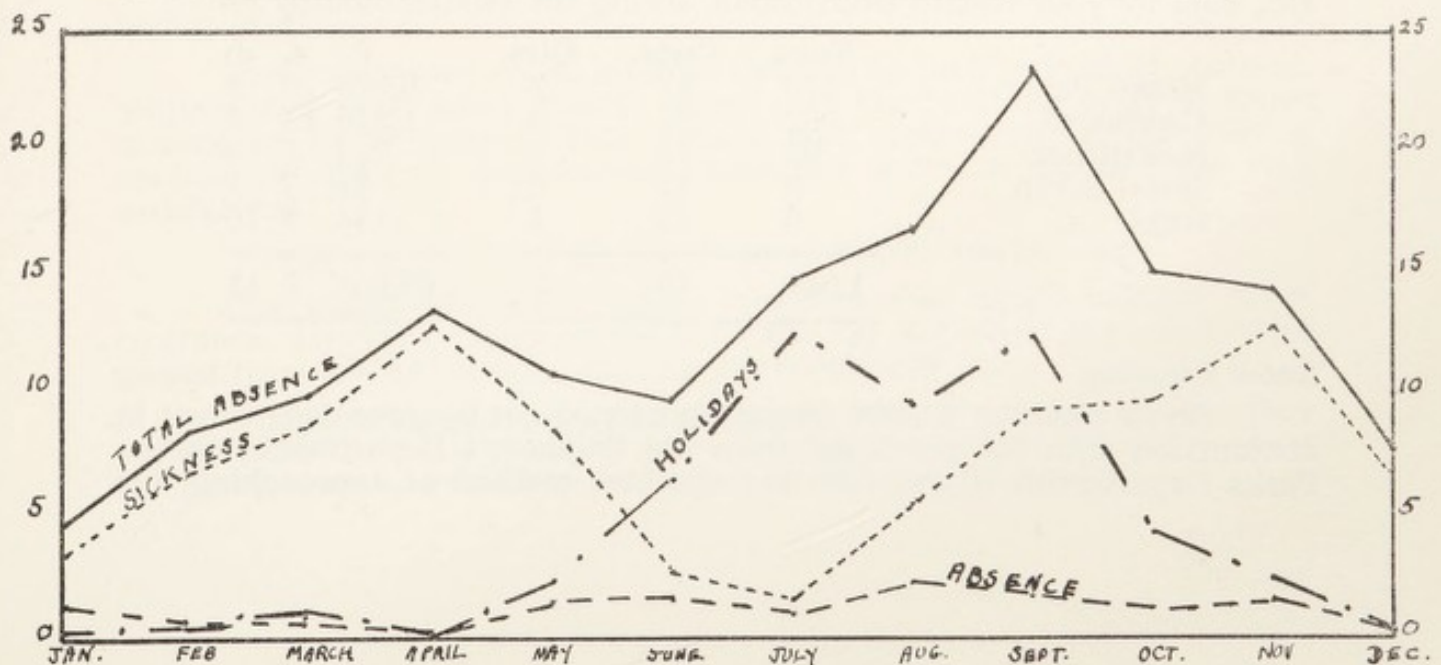
Security of employment, a reasonable wage packet, payment during sickness, and superannuation benefits made a council job an attractive proposition. In these circumstances, there was little or no difficulty in obtaining the services of suitable labour to carry out public cleansing duties, despite the fact that even in those days there was a certain amount of social stigma attached to the work.

Since the war this situation has changed completely. Council employment is now less attractive, and the greatest difficulty is being experienced in recruiting and retaining labour, particularly for work in the cleansing service, which to many, stands at the foot of the social scale.

Men, to be fit to empty refuse, must be of a robust and good physique, and be able to work in all weathers and to maintain a regular service. This type of man is in great demand in industry where the whole working conditions are better and more attractive. This was the same with the mine worker, but now he can go to work dressed up, change into his working clothing and have baths before returning home.

There is no reason why the adjustment should not be the same with the Public Cleansing Service.

REFUSE COLLECTION 1964 TIME LOST %



Salvage

Salvage throughout the town was collected by means of trailers attached to the refuse collection vehicles but far too much paper was placed in the dustbins by the public. Collection of salvage by local authorities should be of benefit to the national or local economy. It should also be an integral and efficient part of the municipal effort, and not a financial burden on the ratepayers.

The last point presents a particular problem. The demand for wastepaper is not as high as it might be; demand still falls short of supply and the buyer demands only high-quality wastepaper.

It could be expected that this demand will be increased throughout the following year, but one can then also expect an increase in supplies. There must be one hundred per cent co-operation from the public, and the public in the Borough somehow have forgotten that wastepaper from the rate payers is a must. The supply can be effected by changes in the standard of living although perhaps not quite to the extent that some people believe.

Domestic central heating is becoming increasingly popular, multi-storey dwellings are becoming more common and smoke control legislation is steadily increasing the number of houses without a traditional open fire. Thus the paper content of refuse should become higher and more waste paper should become available from domestic sources. But this can be offset due to the fact that most flat dwellers are using wastepaper to wrap up vegetables and other waste before placing it in the refuse chute or the dustbin.

However, most of the wastepaper in the Borough, indeed the most valuable part, comes from business sources. Even here we find we do not get the co-operation which is needed from some tradesmen. Too often no attempt is made to break up large cartons and small items spill over from the container on to the surrounding ground.

It is essential that all cardboard cartons should be broken up and flattened, in some cases tied with string, if such waste is to be stored adequately for collection, and also reduce the time of collection of wastepaper.

The baling of your wastepaper is done by continuous baler operated by two men and since the purchase of this machine no overtime has had to be paid in order to deal with the amount of wastepaper, etc., coming in from the town.

Appended below are shown the amounts of paper, coardboard, scrap, etc., sold by your Health Department during the twelve months :—

	Tons	Cwts.	Qtrs.	£	s.	d.
Mixed Paper ...	770	17	2	6,004	10	3
Cardboard ...	162	11	0	1,530	14	6
Newspaper ...	92	18	0	792	7	3
Metal Scrap ...	9	11	0	81	7	1
Rags ...	9	19	1	134	9	10
	1,045	16	3	£8,543	8	11

Snow Clearing

Snow clearing in 1964 was again carried out by your department in conjunction with the personnel from the Engineer's Department and the Parks Department. It was felt that the best method of approaching this

was by means of a plough travelling in front of the gritting and salting machine. This was tried and was found to be satisfactory but it would have been more satisfactory if a plough could have been fitted to the front of the gritting and salting machine.

The ploughs were given a prescribed route and were told to keep as far as possible to an average speed but this depended on the depth of the snow and the drifting which took place.

Snow clearing can be a great problem for local authorities. They face a growing obligation to see that roads — the arteries of travel — are kept open even in the most rugged weather conditions. There are, at times, disputes as to which roads are the most important, but most people will readily acknowledge that the general policy of most local authorities is sound.

Snow removal is a service highly valued by residents and traders and although the cost is high there are usually few complaints.

Nothing hampers life, whether industrial or domestic, more than heavy falls of snow.

Quick and efficient removal becomes necessary if we are to continue living in comfort and if the risks to life as a result of motor accidents and personal injury are to be minimised.

Nevertheless, each fall of snow brings new responsibilities ; so much depends upon the length of time during which the snow falls, the severity of the fall, and the weather conditions subsequent to the fall.

On-the-spot decisions must therefore always be necessary and for the period of emergency the officer in charge assumes an increased temporary responsibility.

Light falls of snow occurring at fairly high temperature levels which are maintained present no problem and in some cases little mechanical assistance will be necessary towards disposal.

But deep snow during cold weather periods calls for pavement clearing and road surface cleansing.

Where engineering maintenance is under the control of a separate officer it is also usually necessary to ensure that a co-operative plan can come into operation immediately the need occurs, and that the section heads involved shall have a clear picture of their responsibilities and be aware that all reasonable decisions they make will be supported from higher level.

Snow clearance crews must be detailed to their individual responsibilities ; they must know exactly where they start and the order in which streets are to be cleared. This method was carried out during 1964 in conjunction with all departments concerned and was found to be very satisfactory.

Effective snow-clearing shows good public relationship.

One might reasonably argue, however, that highly efficient snow clearance, however rarely called for, will far outweigh the advantages gained from all-the-year propaganda on traditional lines.

Everyone concerned must be brought into the picture so that they realise what the exact position is. A first class study of a balance sheet comparing man and machine would no doubt surprise many.

Street Cleansing

The disappearance of horse drawn traffic and the improvement in road surfaces has in no way eased the burden of street cleansing. Dust in dry weather, fine slime in wet; litter in all conditions, mostly found in the channels and on the footwalks, heavy vehicular traffic, and its associated parking problems; all at a time when mechanisation is the best answer to the shortage of labour of a suitable type.

Manufacturers have at last given much thought to improvements in mechanised efficiency and to types of machines suited to the above conditions.

There are present on the home market, four types of mechanical sweeper-collectors, four of suction sweeper-collectors with a fifth just coming into production; and four of the suction assisted power sweepers. There is ample choice between dual control and left or right hand steering single control models.

There is a fairly wide variety of brush arrangements and brushes coupled with suction to provide for channel cleansing, narrow width and full width sweeping. However, there is no ideal machine — only those which are better suited to some conditions than others.

Experience with suction-only machines in some cases indicates the need for brushes under certain conditions. Experience with brushes-only shows that water sprays are not wholly successful in the damping of dust and may create dangerous traffic conditions after a prolonged spell.

Not since the Industrial Revolution put street cleaning on wheels have so many changes appeared as at present. The construction of sweeping brooms and materials used in them have taken great strides in the last few years. Today's brushes sweep cleaner and last longer than ever before.

As regards operators, incentive payments in some form could be made to attract the right drivers in an attempt to offset reluctance to undertake the work because of the boredom of the job and the inability to earn "perks" which fall to employees in other departmental public cleansing activities.

One thing seems clear, just as hand sweeping gave way to horse drawn sweepers and these in turn were replaced by motorised sweepers, so the old methods and materials used for the sweeping broom will yield to newer, more economical, higher quality sweeping brushes.

In many cases footpaths are in as much, or more, need of attention as the adjoining roadway, but from the choice of machines capable of doing this work, their limited cubic capacity will, of course, affect the h.p. requirements at the engine, and unless the machine is to be used on fairly flat ground, many of those available would be more or less ineffective.

Many of these machines are power-operated, manually-controlled pedestrian types, with possible short comings in unloading and discharging.

To obtain optimum value from a machine of this type calls for long or continuous operation; therefore carrying capacity is of prime importance to the operators of this type of machine.

As regards the ordinary street sweeper whose duties are cleansing streets, and whose duties are looked down upon and only attracted the physically or mentally handicapped person, except in areas of unemployment.

With a brush and shovel, a man does not seem to take the same

pride in his work as when working with a machine. There was and still is a certain amount of stigma attached to the job of street cleansing.

The individual sweeper, however, does return in favour of mechanisation due to the difficulties with cul-de-sacs and other features in new housing development.

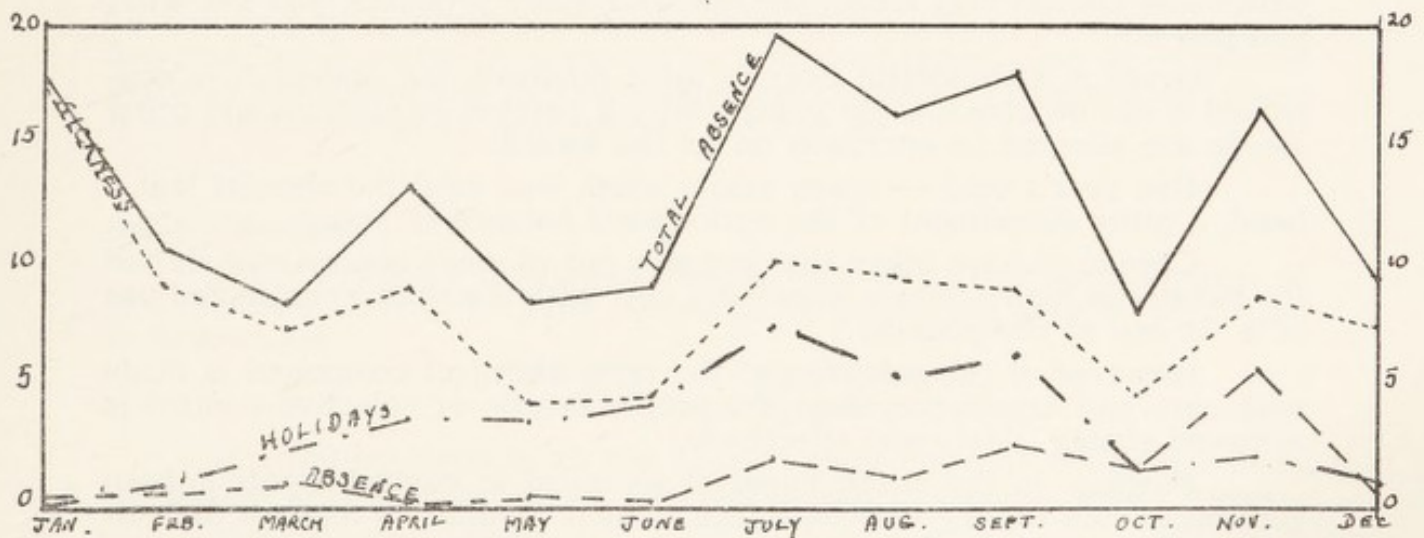
As I have stated in last year's report, night sweeping is not successful as was hoped and in some cases the type of road now constructed does not lend itself to mechanical sweeping.

Street cleansing in the Borough of Redcar is carried out by three brush sweeping machines and one suction sweeper, and a small Stokvis street sweeper, which is manually used on the Gibberd estate, as well as four manulectric trucks.

The suction sweeping machine which has now had over twelve months trial does a far better job of cleansing and is as economical as the ordinary brush sweeping machine. Results can easily be seen in the roads on which the suction machine is used as compared with the sweeping machines.

The problem once again has been the lack of proper labour to carry out this type of work and as long as there is full employment in this area this condition will not improve.

STREET SWEEPING 1964. TIME LOST %



Weed Killing

It is probably true to state that some kind of weed control has been found necessary from the earliest days of civilisation, in order to prevent vegetation overgrowing paths and linking settlements together, especially when these paths are used only in certain seasons.

This can be seen in some of the cliff paths in national parks which are cut back every year in order to prevent the path from being completely overgrown.

As civilisation progressed, the traffic along busy paths kept them reasonably clear, but there was always plenty of labour available to cut and clear the way along the less used tracks, and many present day lengthmen still use similar methods.

At the same time, it was quickly realised that some sort of weed

control was essential in order to prevent weeds and grasses from becoming a dangerously slippery foothold for maintenance men. It was also found that the roots of these weeds seriously interfered with drainage.

The biggest advantage of chemical weed control is that it is more efficient and economical than conventional means.

At the present day there are three types of chemical weed control which are widely used:—

(1) Total weed control, the use of the weed killer to kill all vegetation which is growing in footpaths, kerbs and channels, and control the edges of roadside grass verges and car parks.

(2) Selective weed control, to kill only selected weeds such as plantain, daisies, dandelions, etc., for use on grass areas to improve the quality of the greensward.

(3) Grass growth retarding, to retard but not to kill grass in order to reduce the number of cutting operations. This is usually used with a selective herbicide to control broad-leaved weeds as well — mainly used on road verges, cuttings and embankments.

Given good equipment and trained operators, it is possible to cover the ground much more quickly than by hand weeding, and the treatment given lasts much longer.

It is generally true to say that with total weed-killers the types which last longest cost more, and, as with many products, you get what you pay for.

Grass is a wonderful help to town planners, but, unless it is controlled it can become unsightly, especially if patches of plantain and other weeds are allowed to encroach on to the sward.

One year's seed — seven year's weed, was until the chemist lent a hand, a pithy assessment of the agricultural balance of power.

Chemicals have taken the drudgery out of weed control and shifted the balance in man's favour, especially now with the skilful choice and use of a variety of compounds.

However, if the selection of the right chemical compound is made with care and experience, then the proper degree of selective control is achieved simply, safely and effectively.

Progress in the development of chemical to control weeds is both continuous and rapid — circumstances which combine to make it difficult to be sure that advice is up to date and authoritative.

Chemicals used for the control of road-side vegetation do not need to be as selective in their effects on weeds and grasses as the herbicides used for weed control in agricultural grassland. It should, however, be borne in mind that to control roadside vegetation a single season's treatment was unlikely to be enough and treatment for two or more years would be required to reduce the stand of weeds to negligible proportions. If weed killer is used at the proper time of year, efficiently and economically, it was a safe and sure way to prevent the spread of seeds which must inevitably happen if the seed heads were allowed to ripen.

In the days when there was no shortage of labour, the problem was dealt with in the ordinary course of events by lengthmen and road sweepers, who removed the weeds by hand, hoe, shovel or scythe, which in most cases is a very slow process. The use of chemicals for weed control is much more effective and more satisfactory, but the future use of chemicals

must be studied with a view to maximum efficiency, maximum economy and the minimum of effort. Weed control is a science.

The performance of a product is as good as the quality of its application, so the study of new products also necessitates the study of their application.

Chemicals used for total weed control must be capable of controlling a wide range of both annual and perennial grasses and broad leaved weeds and in addition must be capable of preventing immediate reinfestation.

The weed killer used must not be harmful to human beings or animal life and to buy the cheapest commodity can turn out to be false economy. I still must reiterate what I said last year that if the public would only remove the weeds from the flags in front of their own houses, not from the channels, a great deal of labour, time and expense could be saved in this Borough. At one time the public were very weed conscious but it now seems that this has gone by the way.

The method we use in the Borough is a small spraying machine and the chemical for which is purchased from a well known firm. It is a non-selective weed killer and is not harmful to human beings or to animals. Considerable research and development is still going on with spraying equipment and weed killers.

The type of weed killer to be applied does depend to some degree on the type of problem and the state of the weeds to be treated. It is, however, much better to carry out an organised programme when growth starts in the spring and by this means less chemical is required and there is very little unsightly after effects to clear up.

Gully Cleansing

Gully cleansing throughout the Borough is carried out by means of two Shelvoke & Drewry gully cleansing machines, the ages of which are as follows :—

SAJ 979	6½ years.
688 EAJ	1½ years.

In addition there is an old Karrier gully cleanser which has been thoroughly overhauled and repainted and the age of this machine is 9 years.

This machine will be used as a spare and can be used by the Engineer's Department for them to flush out any choked sewers, etc., instead of having to call on the two other machines which are in full time use. During the summer months, when it was hot, once again we flushed the Esplanade, Coatham Road, High Street, Newcomen Terrace, Lobster Road, Queen Street, West Terrace, Milbank Terrace, Station Road and Lord Street by means of using sea water. Sometimes this was done twice a day, first thing in the morning and immediately after lunch. This kept dust and paper from blowing about and also cooled the areas which were treated.

Many of the people visiting the town gave great praise for this method and of the cooling effect it had and keeping dust to a minimum.

Below will be found a summary of the cleansing costs, including Salvage, for the year ended 31st December, 1964 :—

Refuse Collection

Total number of loads	3,734
Total tonnage collected	10,360
Weight of refuse per 1,000 population per day	16.53 cwts.
Cost per Ton collected	£2/12/2.31d.
Cost per 1,000 population	£787/6/8.6d.
Cost per 1,000 premises	£2,162/17/8.2d.

Refuse Disposal

Cost per ton disposed	6/5.36d.
Cost per 1,000 population	£116/7/10.77d.
Cost per 1,000 premises	£319/15/2.4d.

Street Sweeping

Total sq. yds. of surface cleansed during year	33,500,000
Cost per 1,000 sq. yds.	8/1.24d.
Cost per 1,000 population	£407/1/6.3d.

Gully Cleansing

Total number of gullies cleansed	27,700
Cost per 1,000 gullies	£137/13/0d.
Cost per 1,000 population	£111/0/8.3d.

The basis of this report is as follows :—

Estimated normal population	34,340
Approximate number of premises	12,500
Tonnage collected	10,360
Tonnage disposed of (estimated)	12,400
Cost of Refuse Collection	£27,036
Cost of Refuse Disposal	£3,997
Cost of Street Cleansing	£13,979
Cost of Gully Cleansing	£3,813

HOUSING STATISTICS

Number of new houses completed in 1964 :—

(a) Council ...	85
(b) Other ...	217

1. Inspection of dwelling houses during the year :—

(1) (a) Total number of dwellinghouses inspected for housing defects (under Public Health and Housing Acts) ...	293
(b) Number of inspections made for the purpose ...	933
(2) Number of dwellinghouses found to be in a state so dangerous or injurious to health as to be unfit for human habitation ...	15
(3) Number of dwellinghouses (exclusive of those referred to under preceeding sub-head) found not to be in all respects reasonably fit for human habitation ...	99

2. Remedy of defects during the year without service of formal notice :—

(1) Number of defective dwellinghouses rendered fit in consequence of informal action by the Local Authority or their Officers ...	94
(2) Number of notices outstanding ...	5

3. Action under Statutory Powers during the year :—

A. Proceedings under Sections 9, 10 and 16 of the Housing Act, 1957 :

(1) Number of dwellinghouses in respect of which notices were served requiring repairs	Nil
(2) Number of dwellinghouses rendered fit after service of formal notices :—	
(a) By Owners	Nil
(b) By Local Authority in default of owners ...	Nil

B. Proceedings under Public Health Acts :—

(1) Number of dwellinghouses in respect of which notices were served requiring defects to be remedied ...	Nil
(2) Number of dwellinghouses in which defects were remedied after service of formal notice :—	
(a) By Owners	Nil
(b) By Local Authority in default of owners ...	Nil

C. Proceedings under Section 1 :—

(1) Number of dwellinghouses in respect of which Demolition Orders were made	7
(2) Number of dwellinghouses demolished in pursuance of Demolition Orders	7
(3) Number of dwellinghouses closed	8

Rent Act, 1957

During the year the following action has been taken under the First Schedule :—

Part I—Applications for Certificates of Disrepair

Number of applications for Certificates	Nil
Number of decisions not to issue Certificates	Nil
Number of decisions to issue Certificates :—	
(a) in respect of some but not all defects	Nil
(b) in respect of all defects	Nil
Number of undertakings given by landlords under paragraph 5 of the First Schedule	Nil
Number of undertakings refused by Local Authority under proviso to paragraph 5 of the First Schedule	Nil
Number of Certificates issued	Nil

Part II—Applications for Cancellation of Certificates

Applications by landlords to Local Authority for cancellation of Certificates	1
Objections by tenants to cancellation of Certificates ...	Nil
Decisions by Local Authority to cancel in spite of tenant's objection	Nil
Certificates cancelled by Local Authority	1

Houses let in Multiple Occupation

This Act which came into force in 1961 did give the local authority power at last to deal with the above type of house. The paradox of under-occupation being a cause of multiple occupation was sometimes given as

an excuse and could be stemmed from labour influxes, social misfits and the old. It is a well-known fact that houses let in multiple occupation can be a profitable concern. Given the capital and the disregard for home comfort the investment could prove to be more lucrative than a Bingo stall, with probably less effort. Some of the people who occupy these types of houses are glad to have a roof of any kind over their heads, and do not feel that they should get in touch with the Health Department.

But there is a limit to the friendly approach and a lot of management orders would be the result. But "an abundance of sweet kindness" could in some cases produce results.

In the Borough we are fortunate that the houses in multiple occupation are not occupied by people of different colour and nationality, but nevertheless there are quite a number of houses in multiple occupation in the Borough which are being inspected. Owing to lack of staff and other extra duties inspections are not being done as quickly as we would like.

The New Act permits local authorities to distinguish between the sublet house which can be ill-equipped but reasonably well managed and the sublet house where there is no management.

The power to require where necessary, the proper standard of management is a welcome innovation and gives the law the bite where it is needed.

In conclusion, I would like to pay tribute and to express my sincere thanks to the Chairman and all Members of the Health Committee, to the Medical Officer of Health, Dr. P. S. R. Burrell, the Chief Officials of the Council, the Deputy Chief Public Health Inspector, the whole of the inspectorial staff and clerical staff, and to the workmen of the Health Department, for their willingness and fullest co-operation throughout the last twelve months towards completing the daily tasks and duties, for without their loyal support, your Health Department would not have acquired the results which are shown in this report.

I remain, Mesdames and Gentlemen,

Your obedient servant,

N. HUDSON,

Chief Public Health Inspector,
& Cleansing Superintendent.

