

**[Report 1936] / Medical Officer of Health, Rawtenstall Borough.**

**Contributors**

Rawtenstall (England). Borough Council.

**Publication/Creation**

1936

**Persistent URL**

<https://wellcomecollection.org/works/aqf9gcvt>

**License and attribution**

You have permission to make copies of this work under a Creative Commons, Attribution license.

This licence permits unrestricted use, distribution, and reproduction in any medium, provided the original author and source are credited. See the Legal Code for further information.

Image source should be attributed as specified in the full catalogue record. If no source is given the image should be attributed to Wellcome Collection.



Wellcome Collection  
183 Euston Road  
London NW1 2BE UK  
T +44 (0)20 7611 8722  
E [library@wellcomecollection.org](mailto:library@wellcomecollection.org)  
<https://wellcomecollection.org>

*Mr Bowler &*  
*Mr Bowler III*

*H*  
IIIc. MR. HALLETT.

*Transfer  
Please attach to  
4201/3*

Borough of



Rawtenstall.

*James*

---

# ANNUAL REPORTS


for 1936

OF THE

Medical Officer of Health  
and School Medical Officer

---

"FREE PRESS" OFFICE,  
RAWTENSTALL.



Borough of



Rawtenstall.

---

# ANNUAL REPORT


for 1936

OF THE

Medical Officer of Health

---

"FREE PRESS" OFFICE,  
RAWTENSTALL.



Digitized by the Internet Archive  
in 2018 with funding from  
Wellcome Library

<https://archive.org/details/b30030717>

## BOROUGH OF RAWTENSTALL.

---

### HEALTH COMMITTEE

THE MAYOR (Alderman Carrie Whitehead, J.P., C.C.)  
( *Ex-officio*).

*Chairman* Councillor W. HARDMAN, J.P.

*Vice-Chairman* : Alderman A. CURLEY.

Alderman J. R. SLATER.

Councillor Mrs. D. ASPIN.

„ J. BARRITT, J.P.

„ G. H. BATEMAN.

„ J. HAMER.

„ G. A. HAWORTH.

„ J. HOLT.

„ R. HOWORTH.

„ F. HOYLE.

„ J. McCLAY. (*Deceased*).

### MATERNITY AND CHILD WELFARE COMMITTEE

#### Co-opted Members.

Mrs. H. BROCKLEHURST.

„ E. CRABTREE.

„ M. M. HOLLAND.

„ M. HOLT.

„ A. RAWLINSON.

„ M. ROBINSON.

## STAFF.

---

*Medical Officer of Health :*

K. KNIGHT WOOD, M.B., CH.B., M.R.C.S., D.P.H.

*Consulting Orthopædic Surgeon :*

\* S. M. MILNER, F.R.C.S., M.A., M.B.

*Consulting Nose and Throat Surgeon :*

\* PHILIP A. HARRY, M.D., CH.B., D.P.H.

*Consultant for Puerperal Fever and Pyrexia :*

\* A. CALLAM, D.S.O., M.D., F.R.C.S.E.

*Consulting Obstetrician :*

\* ROBERT NEWTON, M.D., M.C.O.G.

*Dental Surgeons .*

\* J. MIDGLEY, L.D.S., VIC.

\* J. CROPPER, L.D.S., VIC.

*Chief Sanitary Inspector :*

W. E. HOYLE, M.R.S.I.  
(*Certified Food Inspector*).

*Sanitary Inspector :*

L. T. SIMPSON, CERT. S.I.B.

*Veterinary Inspector :*

\* J. HOLROYD, F.R.C.V.S., D.V.S.M. (VICT.)

*Health Visitors :*

MISS E. PORTER, MISS E. M. EASTWOOD, MISS E. POPE.

*Clerks :*

R. HAWORTH, A. HALLIWELL, MISS R. WATTS.

*Also Two Temporary Clerks.*

*Hospital Caretaker and Disinfector :* A. HEAP.

\* Part Time.

# Annual Report for 1936.

To the Chairman and Members of the  
Health Committee.

LADIES AND GENTLEMEN,

I have the honour to submit to you my Fourth Annual Report, for the year ending December 31st, 1936.

The Population of the Borough at the Census 1931 was 28,575. The population as estimated by the Registrar General at the mid-year 1936, for the purposes of calculating local statistics, was 27,710.

The live birth-rate was 12. For England and Wales was 14.8, and for the 143 Smaller Towns was 15 per 1,000 population. The adjusted death-rate for Rawtenstall was 14.4 per 1,000. The birth-rate shows a rise from last year, when the rate was 9.8.

There has been no large epidemic of notifiable infectious disease.

There has again been a considerable increase in the Maternity and Child Welfare work. The percentage of notified live births who attended at the Child Welfare Centres during the year was 90.05%. This is a very satisfactory figure.

This report contains the results of the second year's working of the Antenatal Clinic. This is held weekly. The percentage of expectant mothers who attended the Clinic was 43.69. There have been no maternal deaths this year.

The infantile mortality rate was 59 per 1,000 births. This figure is higher than last year when it was 50, and is the same as the figure for England and Wales, which is 59.

On the Sanitary side, considerable work has been expended in housing inspections and the overcrowding survey, along with the routine work.

I wish to tender my thanks to the Staff of the Health Department for the loyalty and energy with which they have carried out their duties during the year.

To you, Mr. Chairman, Ladies and Gentlemen, I once again wish to express my appreciation of the help and encouragement given to me during the year.

I am,

Ladies and Gentlemen,

Your obedient Servant,

K. KNIGHT WOOD,  
Medical Officer of Health.

Health Department,  
Spring Garden Chambers,  
Rawtenstall.

14/6/37.

**CONTENTS:**

SECTION A. Statistics and Social Conditions.	Pages 8 to 16
SECTION B.—General Provision of Health Services.	„ 16 „ 30
SECTION C.—Sanitary Circumstances.	„ 30 „ 38
SECTION D.—Housing.	„ 38 „ 40
SECTION E.—Inspection and Supervision of Food.	„ 41 „ 43
SECTION F.—Prevalence of, and control over, Infectious and Other Diseases.	„ 44 „ 50

**SECTION A.**

STATISTICS AND SOCIAL CONDITIONS OF THE  
AREA.

Area (acres) .....	9,528
Population (Census 1931) .....	28,575
Estimated Population (1936) .....	27,710
No. of Inhabited Houses (1931) .....	8,079
No. of Separate Families (Census 1931) .....	8,095
Rateable Value .....	£148,926
Sum represented by a 1d. Rate .....	£582

Dairy and poultry farming is carried on in all parts, but the Borough is an industrial one, the chief trades in order of importance being Cotton Weaving and Spinning, Slipper Manufacturing, Felt and Woollen Manufacturing, Cotton Printing and Cotton Dyeing, Cotton Waste Bleaching, Coal Mining and Stone Quarrying.

### Vital Statistics for the Year 1936.

		Total	M.	F.
Live Births	{ Legitimate .....	323	162	161
	{ Illegitimate .....	12	9	3
	{ Total .....	335	171	164

Birth-rate per 1,000 of the estimated resident population .....12.0

Stillbirths ..... 20                    11                    9

Rate per 1,000 Total (live and still) Births .....56

Deaths ..... 398                    207                    191

\*Crude Death-rate per 1,000 of the estimated resident population....14.3

Deaths from Puerperal causes—

Deaths.      Death-rate per 1,000 Total  
(live and still) Births

Puerperal sepsis ..... Nil

Other Puerperal causes ... Nil

Total ..... Nil                    Nil

Death-rate of Infants under one year of age:—

All infants per 1,000 live births ..... 59

Legitimate infants per 1,000 legitimate live births ..... 55

Illegitimate infants per 1,000 illegitimate live births ..... 166

Deaths from Cancer (all ages) ..... 43

Deaths from Measles (all ages) ..... Nil

„ „ Whooping Cough (all ages) ..... 1

„ „ Diarrhoea (under 2 years of age) ..... 1

\* 1936 adjusted death-rate (comparability factor 1.01) = 14.4 per 1,000.

	Per 1,000 of Population.				Maternal Mortality Rate.		Rate of Deaths under One Year per 1,000 Live Births.
	Live Birth-rate	Crude Death-rate	Death-rate from Tuberculosis of Respiratory System	Death-rate from Cancer	Per 1,000 Live Births.	Per 1,000, Total (live and still) Births.	
Borough of Rawtenstall. (Population 27,710).							
Mean of 5 years 1931-1935 .....	11.2	13.1	0.47	1.67	4.25	4.01	59
Year 1935 .....	9.8	13.2	0.53	1.93	Nil	Nil	50
<b>1936</b> .....	<b>12.0</b>	<b>*14.3</b>	<b>0.50</b>	<b>1.55</b>	<b>Nil</b>	<b>Nil</b>	<b>59</b>
Increase or Decrease in 1936 on Five Years' Average 1931-1935....	+0.8	+1.2	+0.03	-0.12	-4.25	4.01	Nil
Previous Year .....	+2.2	+1.1	-0.03	-0.38	Nil	Nil	+9

The maternal mortality rates for England and Wales are as follows: { per 1,000 Live Births ... Puerperal Sepsis. Others. Total.  
 .. .. Total Births ... 1.40 2.41 3.81  
 .. .. Total Births ... 1.34 2.31 3.65

\* See footnote Page 6.

CAUSES OF DEATH		MALES	FEMALES
ALL CAUSES... ..		207	191
1	Typhoid and paratyphoid fevers ...	...	...
2	Measles ... ..	...	...
3	Scarlet fever ... ..	...	...
4	Whooping cough ... ..	...	1
5	Diphtheria ... ..	...	...
6	Influenza... ..	6	...
7	Encephalitis lethargica ... ..	1	...
8	Cerebro-spinal fever ... ..	2	...
9	Tuberculosis of respiratory system...	10	4
10	Other tuberculous diseases ... ..	2	1
11	Syphilis... ..	1	...
12	General paralysis of the insane, tabes dorsalis ... ..	2	...
13	Cancer, malignant disease... ..	21	22
14	Diabetes... ..	5	4
15	Cerebral hæmorrhage, &c. ... ..	12	16
16	Heart disease ... ..	56	64
17	Aneurysm ... ..	...	...
18	Other circulatory diseases ... ..	14	12
19	Bronchitis ... ..	4	3
20	Pneumonia (all forms) ... ..	16	9
21	Other respiratory diseases ... ..	1	1
22	Peptic ulcer ... ..	2	2
23	Diarrhœa, &c. (under 2 years)	1	...
24	Appendicitis... ..	1	3
25	Cirrhosis of liver... ..	2	...
26	Other diseases of liver, etc. ... ..	2	7
27	Other digestive diseases ... ..	5	4
28	Acute and chronic nephritis ... ..	6	10
29	Puerperal sepsis ... ..	...	...
30	Other puerperal causes ... ..	...	...
31	Congenital debility, premature birth, malformations, etc.... ..	9	4
32	Senility ... ..	5	8
33	Suicide ... ..	3	1
34	Other violence ... ..	8	4
35	Other defined diseases... ..	10	11
36	Causes ill-defined or unknown ... ..	...	...
Deaths of Infants under 1 year :			
	Total ... ..	16	4
	Illegitimate ... ..	2	...
LIVE BIRTHS :			
	Total ... ..	171	164
	Legitimate ... ..	162	161
	Illegitimate ... ..	9	3
STILLBIRTHS :			
	Total ... ..	11	9
	Illegitimate ... ..	1	1
POPULATION :			
	For Births and Deaths ... ..	27,710	

TABLE OF BIRTH-RATES, DEATH-RATES AND ANALYSIS OF MORTALITY IN THE YEAR, 1936.

England and Wales, 122 County Boroughs and Great Towns, and 143 Smaller Towns.

(Provisional figures. The rates for England and Wales and for London have been calculated on a population estimated to the middle of 1936, but those for the towns have been calculated on populations estimated to the middle of 1935.)

	Rate per 1000 Total Population		Annual Death-rate per 1,000 Population.										Rate per 1,000 Live Births.	
	Live Births	Still-Births	All Causes	Typh'd & Para Typh'd Fevers	Small-pox	Measles	Scarlet Fever	Whooping Cough	Diphtheria	Influenza	Violence	Diarrhoea and Enteritis (under 2 years)	Total Deaths under One Year	
England and Wales ...	14.8	0.61	12.1	0.01	—	0.07	0.01	0.05	0.07	0.14	0.52	5.9	59	
122 County Boroughs and Great Towns, including London ...	14.9	0.67	12.3	0.01	—	0.09	0.01	0.06	0.08	0.14	0.45	8.2	63	
143 Smaller Towns (Estimated Resident Populations 25,000 to 50,000 at Census 1931) ...	15.0	0.64	11.5	0.00	—	0.04	0.01	0.04	0.05	0.15	0.39	3.4	55	
London ...	13.6	0.53	12.5	0.01	—	0.14	0.01	0.06	0.05	0.14	0.52	14.4	66	
<b>Rawtenstall, estimated population, 27,710 ...</b>	<b>12.0</b>	<b>0.72</b>	<b>14.3</b>	<b>0.00</b>	—	<b>0.00</b>	<b>0.00</b>	<b>0.03</b>	<b>0.00</b>	<b>0.21</b>	<b>0.59</b>	<b>2.75</b>	<b>59</b>	

TABLE OF NOTIFICATION RATES, DEATH-RATES AND ANALYSIS OF MATERNAL MORTALITY IN THE YEAR, 1936.

England and Wales, 122 County Boroughs and Great Towns, and 143 Smaller Towns.

(Provisional figures. The rates for England and Wales and for London have been calculated on a population estimated to the middle of 1936, but those for the towns have been calculated on populations estimated to the middle of 1935.)

	Annual Notification Rate per 1000 Population						Maternal Mortality Per 1000 Live Births						Notification Rates Per 1000 Total Births.	
	Smallpox	Scarlet Fever	Diphtheria	Enteric Fever	Erysipelas	Pneumonia	Puerperal Sepsis	Others	Total	Puerperal Sepsis	Others	Total	Puerperal Fever	Puerperal Pyrexia
England and Wales	—	2.53	1.39	0.06	0.40	1.11	1.40	2.41	3.81	1.34	2.31	3.65	3.27	9.64
122 County Boroughs and Great Towns, including London	—	2.18	1.31	0.05	0.38	1.10		Not available					3.46	9.52
143 Smaller Towns (Estimated Resident Populations 25,000 to 50,000 at Census 1931)	—	2.48	1.26	0.06	0.35	0.96							2.80	7.57
Rawtenstall, estimated population 27,710	—	0.68	0.28	0.00	1.01	1.80	0.00	0.00	0.00	0.00	0.00	0.00	0.00	0.00

COMPARATIVE VITAL STATISTICS.

Borough.	Population Estimated 1936.	Birth-rate.	Death-rate.	Infant Mortality Rate.	DEATH-RATE from:—									
					Pulmonary Tuberculosis.	Non-Pulmonary Tuberculosis.	Respiratory Diseases (except Tuberculosis).	Measles.	Whooping Cough.	Diarrhoea, (under 2 yrs.).	Scarlet Fever.	Diphtheria.	Enteric Fever.	
Rawtenstall .....	27,710	12.0	14.4	59	0.50	0.10	1.36	0.00	0.03	0.03	0.00	0.00	0.00	0.00
Accrington .....	40,420	11.4	14.2	38	0.37	0.22	1.23	0.00	0.02	0.00	0.00	0.00	0.12	0.00
Bacup .....	19,890	14.3	15.7	63	0.40	0.05	2.01	0.00	0.15	0.10	0.00	0.00	0.10	0.00
Church .....	5,723	10.8	13.8	64	0.35	0.00	0.87	0.17	0.17	0.00	0.00	0.00	0.35	0.00
Colne .....	22,620	10.6	17.2	37	0.66	0.18	0.09	0.04	0.13	0.00	0.04	0.00	0.00	0.00
Eccles .....	42,770	14.0	12.2	54	0.56	0.07	1.61	0.04	0.00	0.11	0.00	0.00	0.46	0.02
Farnworth .....	28,110	12.8	12.7	63	0.56	0.14	1.20	0.07	0.03	0.00	0.00	0.00	0.10	0.00
Haslingden .....	15,740	9.0	15.7	105	0.69	0.63	0.92	0.12	0.00	0.00	0.00	0.00	0.06	0.00
Nelson .....	36,500	9.3	14.0	49	0.30	0.05	0.11	0.00	0.05	0.03	0.00	0.00	0.19	0.00
Oswaldtwistle .....	13,070	11.6	14.3	92	0.53	0.00	1.07	0.00	0.08	0.00	0.00	0.00	0.08	0.00

## Vital Statistics.

THE MORTALITY.—The number of deaths registered in the Borough in 1936 was 501; but 165 of these were of non-residents which took place in Moorlands Infirmary, and there were 62 deaths of persons belonging to the Borough in public institutions elsewhere.

The net number of deaths belonging to the Borough was 398 (Males 207; Females 191) as compared with 260 in 1935; 345 in 1934; 389 in 1933; 377 in 1932; 388 in 1931; 409 in 1930; 458 in 1929; 387 in 1928; 378 in 1927; 393 in 1926; 389 in 1925; 426 in 1924.

The numbers who died in the various age groups were as follows:—

Year	Under 1 Year	1 and under 2	2 and under 5	5 and under 15	15 and under 25	25 and under 45	45 and under 65	65 up
<b>1936</b>	<b>19</b>	<b>3</b>	<b>2</b>	<b>7</b>	<b>9</b>	<b>32</b>	<b>111</b>	<b>215</b>
1935	15	—	3	4	9	37	106	195
1934	28	2	2	13	11	23	108	158
1933	16	2	5	12	10	46	110	188
1932	20	3	5	7	9	32	95	206
1931	<b>18</b>	<b>4</b>	<b>3</b>	<b>6</b>	<b>16</b>	<b>37</b>	<b>108</b>	<b>196</b>
1930	29	6	4	12	19	47	106	186

The estimated population in 1936 was 27,710 compared with 27,940 in 1935; 28,020 in 1934; 28,130 in 1933; 28,500 in 1932; 28,890 in 1931; 28,660 in 1930; 28,660 in 1929; 28,990 in 1928.

The 1936 adjusted death-rate (comparability factor 1.01) = 14.4 per 1,000.

The adjusted death-rate was 13.3 per 1,000 per annum in 1935 as compared with 12.4 in 1934; 13.8 in 1933; 13.2 in 1932; 13.4 in 1931; 14.2 in 1930; 15.9 in 1929; 13.3 in 1928; 13.0 in 1927; 13.6 in 1926; 13.0 in 1925; 14.5 in 1924.

**BIRTH-RATE.**—The total number of births belonging to the Borough was 335 (Males 171; Females 164) as compared with 275 in 1935; 357 in 1934; 283 in 1933; 316 in 1932; 367 in 1931; 343 in 1930; 397 in 1929; 366 in 1928; 411 in 1927; 442 in 1926; 443 in 1925; and 480 in 1924.

The birth-rate was 12.0 as compared with 9.8 in 1935; 12.7 in 1934; 10.0 in 1933; 11.0 in 1932; 12.7 in 1931; 11.9 in 1930; 13.8 in 1929; 12.6 in 1928; 14.2 in 1927; 14.6 in 1926; 14.9 in 1925; and 16.4 in 1924.

**INFANTILE MORTALITY.**—Nineteen deaths of infants took place compared with 15 in 1935; 28 in 1934; 16 in 1933; 20 in 1932; 18 in 1931; 29 in 1930; 39 in 1929; 26 in 1928; 24 in 1927; 36 in 1926; 38 in 1925; and 50 in 1924.

The death-rate per 1,000 births was 59 compared with 50 in 1935; 78 in 1934; 56 in 1933; 63 in 1932; 49 in 1931; 84 in 1930; 95 in 1929; 70 in 1928; 58 in 1927; 83 in 1926; 87 in 1925 and 104 in 1924.

Thirty-two Still-births were notified, twenty of these belonged to the Borough.

The following table shows the causes of Infantile death during 1936 and the four preceding years.

Cause of Death.	1932	1933	1934	1935	1936
Bronchitis .....	1	—	1	1	1
Pneumonia .....	3	—	2	2	5
Other Respiratory Diseases .....	—	—	—	—	—
Measles .....	—	—	1	—	—
Whooping Cough ...	—	—	—	—	—
Diarrhœa .....	—	—	—	—	—
Convulsions .....	2	—	—	—	—
Premature Birth ...	3	8	15	4	9
Congenital Debility	4	4	2	1	—
Wasting Diseases ...	—	1	2	1	—
Other Causes .....	—	—	1	—	1
Congen'l Deformities	3	3	2	2	—
Difficult Birth .....	3	—	—	1	1
Tubercular Meningitis.....	—	—	—	—	—
Non-Tubercular Meningitis.....	—	—	—	1	—
Other.....	1	—	2	2	2
<b>TOTALS .....</b>	<b>20</b>	<b>16</b>	<b>28</b>	<b>15</b>	<b>19</b>

## SECTION B.

### General Provision of Health Services for the Area.

STAFF.—A list of the Public Health Officers is given at the commencement of this report. In addition, two temporary clerks have been employed for work in connection with the Overcrowding Survey.

LABORATORY FACILITIES.—The Public Health Laboratory, Manchester, undertakes Bacteriological and Chemical Examinations for the Borough.

During the year the following examinations have been made:

	Positive.	Negative.	Total.
Throat Swab for Diphtheria ...	2	29	31
Ear Swab for Diphtheria .....	2	2	4
Widal Reaction .....	—	2	2
Milk for T.B. ....	—	10	10
Bacteriological Examinations of Milk .....			48
Milk Sediment Tests .....			44
Bacteriological Examination of Water .....			—
Wasserman Reaction .....			1
Smear for Gonococcal .....			1
			—
			Total..... 141
			—

## Ambulance Facilities.

### (I) FOR INFECTIOUS CASES.

- (a) Cases are removed to THE FLORENCE NIGHTINGALE HOSPITAL, BURY, by the BURY AND DISTRICT JOINT HOSPITAL BOARD'S MOTOR AMBULANCE.
- (b) Cases are removed to MONSALL FEVER HOSPITAL, MANCHESTER, by the MOTOR AMBULANCE of the MONSALL FEVER HOSPITAL.
- (c) Cases of Smallpox are removed to the BOROUGH ISOLATION HOSPITAL in a MOTOR AMBULANCE owned by the Corporation.

### (II) FOR NON-INFECTIOUS AND ACCIDENT CASES.

The Corporation owns two Motor Amublances, for non-infectious cases, which are housed at the Fire Station, Rawtenstall.

These ambulances are also used for the removal of patients from Hospitals outside the Borough to their homes in the

Borough in cases where the Hospital authority certifies as to the need for the Ambulance.

NO. OF CASES REMOVED BY RAWTENSTALL  
AMBULANCES.

1932	1933	1934	1935	1936
746	885	995	1154	1169

Reciprocal arrangements are made with Bacup and Haslingden for the use of Ambulances in case of breakdown.

## AMBULANCE REMOVALS.

DESTINATION.	Jan.	Feb.	March	April	May	June	July	Aug.	Sept.	Oct.	Nov.	Dec.	Total.
Manchester To ...	28	28	28	17	23	16	22	25	25	15	17	28	267
From...	13	20	12	10	11	11	14	9	13	15	12	16	156
Bury ... To ...	27	28	19	30	23	20	30	29	37	37	23	37	340
From ...	4	11	5	7	11	17	10	12	8	18	6	11	120
Haslingden ... To ...	4	5	8	16	...	...	...	9	11	7	...	8	68
From ...	...	...	...	...	...	...	...	...	...	...	...	...	...
Locals ... To ...	4	..	2	.	10	7	6	3	2	6	6	3	49
From...	...	...	...	...	...	...	...	...	...	...	...	...	...
Moorlands ... To...	8	12	9	7	9	10	4	4	11	11	7	3	95
From ...	...	...	...	...	1	...	...	1	3	1	8	...	9
Rochdale ... To ...	...	...	...	...	...	...	...	...	...	...	...	...	...
From...	...	2	1	...	...	...	...	...	...	...	...	...	3
Blackburn ... To...	...	1	...	...	1	...	...	...	...	1	...	1	4
From...	...	...	1	...	1	...	1	...	...	...	...	...	3
Burnley ... To...	...	1	..	1	...	...	2	7	2	2	3	2	20
From...	...	...	1	1	1	...	1	1	3	2	...	1	11
Accrington ... To ...	...	...	...	...	...	...	...	...	...	2	1	1	4
From ...	...	...	...	...	...	...	...	...	...	...	...	1	1
Lancaster ... To...	...	1	...	...	...	...	...	...	...	1	...	...	2
From ...	...	...	...	...	...	...	...	...	...	...	...	...	...
Nelson ... To...	...	...	...	...	...	...	...	...	...	...	...	1	1
From...	...	...	...	...	...	...	...	...	...	...	...	...	...
Southport ... To...	...	...	...	...	...	...	...	...	...	...	...	...	...
From...	...	...	...	...	...	...	...	...	...	...	...	...	...
Liverpool To...	...	...	...	...	...	...	...	...	...	...	...	...	...
From...	...	...	...	...	...	...	...	...	...	...	...	...	...
Whittingham ... To ...	1	...	1	..	...	...	...	...	...	...	1	...	3
From...	...	...	...	...	...	...	...	...	...	...	...	...	...
Bacup ... To ...	2	...	...	...	...	...	...	...	...	...	...	3	5
From...	...	...	...	...	...	...	...	...	...	...	...	...	...
Oldham ... To..	...	...	...	...	...	...	1	...	...	...	...	...	1
From...	...	...	...	...	...	...	...	...	...	...	...	...	...
Blackpool ... To...	...	...	...	...	...	...	...	...	...	...	...	...	...
From...	...	...	...	...	...	...	...	...	...	1	...	...	1
Ashton-u-Lyne To...	1	...	...	1	...	1	1	...	...	...	...	...	4
From...	1	...	...	...	...	1	...	...	...	...	...	...	2
...	...	...	...	...	...	...	...	...	...	...	...	...	...
...	...	...	...	...	...	...	...	...	...	...	...	...	...
Totals.....	93	109	87	90	91	83	92	100	115	119	79	111	1169
Mileage ... ..	2061	2163	1914	1777	1987	1578	2100	1832	2137	1933	1655	2054	23191

Date Removals Mileage

1913	65	—
1914	112	4491
1915	148	4972
1916	127	4553
1917	137	4318
1918	122	4294
1919	137	4188
1920	207	6953
1921	174	5322
1922	217	7438
1923	297	9418
1924	492	9000

Date Removals Mileage

1925	600	11501
1926	458	15551
1927	413	12866
1928	537	13892
1929	538	14483
1930	640	16436
1931	589	16164
1932	746	15580
1933	885	19745
1934	995	21615
1935	1154	24796
1936	1169	23191

CLINICS AND TREATMENT CENTRES.

Name.	Where held.	Time.	By whom provided.
MATERNITY AND CHILD WELFARE CENTRES.	C.W. Centre, Kay Street. C.W. Centre, Peel Street, Cloughfold.	Tuesday, 2-30 to 4-30 p.m. Tuesday. 2-30 p.m. to 4 p.m.	Rawtenstall Corporation
ANTE-NATAL CLINIC.	Goodshaw Baptist School, Crawshawbooth. Whitewell Bottom Council School. Clinic, 6, Kay Street.	Wednesday. 2-30 p.m. to 4 p.m. Thursday. 2-30 p.m. to 4 p.m. Friday, 2 p.m.	" " " " " "
SCHOOL CLINICS. Minor Ailments.	School Clinic, 6, Kay St. Goodshaw Baptist School.	Daily. 9-30 a.m. to 11 a.m. Wednesday. 9 a.m. to 10 a.m. Thursday.	Rawtenstall Education Committee. " " " "
Inspection Clinic.	Whitewell Bottom Council School.	9-30 a.m. to 10 a.m. Tuesday.	" "
Dental Clinic.	School Clinic, 6, Kay St.	9-30 a.m. Daily.	" "
Ophthalmic and Throat Clinic.	Dental Clinic, Cloughfold. School Clinic, 6, Kay St.	10 a.m. to 12 a.m. Monday, 2 p.m. to 4 p.m. (as required). Wednesday.	" " " "
ORTHOPÆDIC CLINIC.	Clinic, 6, Kay Street.	10-30 a.m. to 12 a.m. (Surgeon attends 4th Wednesday).	Lancashire C. C. and Rawtenstall Corporation.
TUBERCULOSIS CLINIC.	Knott Hill House, Stacksteads.	Monday. 12-30 p.m. to 2-30 p.m.	Lancashire C. C.
VENEREAL DISEASES CLINIC.	The Wylde, Bury.	Males, Tues. 8-30 p.m.; Fri. 6-30 p.m.; Sat. 10 a.m. Females, Tues. 6-30 p.m.; Thu. 2 p.m.; Fri. 8-30 p.m.	" "

PROFESSIONAL NURSING IN THE HOME.—There are four Nursing Societies in the Borough supported by voluntary contributions, grants from the Rawtenstall Workpeople's Hospital Fund, and subsidised by the Corporation in the shape of a payment of 4d. a visit for every visit made to—

- (a) Confinements,
- (b) Illness after Confinement,
- (c) Illness of Children under 5 years of age.

These societies employ five qualified nurses, three of whom are certified midwives. The areas they serve cover the whole Borough, and the services of the nurses are available for any case if there is a doctor in attendance.

The following table gives the number and nature of the visits subsidised by the Corporation.

VISITS BY NURSING SOCIETIES.

Visiting Society	Children under 5.		After Confinements.		Confinements.	
	Cases.	Visits.	Cases.	Visits.	Cases.	Visits.
Newchurch .....	2	42	2	8	—	—
	3	30	1	12	—	—
	3	14	—	—	—	—
	8	105	2	90	—	—
	16	191	5	110	—	—
Waterfoot .....	1	12	1	39	—	—
	2	30	2	49	—	—
	11	67	—	—	—	—
	8	84	—	—	—	—
	22	193	3	88	—	—
Rawtenstall .....	12	170	—	—	14	206
	8	105	—	—	17	235
	10	112	—	—	11	208
	10	105	—	—	10	127
	40	501	—	—	52	776
Crawshawbooth	4	53	—	—	11	180
	3	27	—	—	9	128
	4	45	—	—	10	148
	4	27	—	—	1	14
	15	152	—	—	31	470

GENERAL HOSPITAL TREATMENT.—Is available at many of the voluntary hospitals in Manchester and Bury, and these Hospitals are subsidised by a Workpeople's Hospital Fund.

The Local Authority has arrangements for the admission of patients with the following hospitals:—

St. Mary's Hospital, Manchester.	Complicated Midwifery.
Manchester Royal Eye Hospital.	Ophthalmia Neonatorum.
Monsall Hospital, Manchester.	Puerperal Fever.
Bury Infirmary.	Phimosi, &c.
Moorlands Hospital, Rawtenstall.	Maternity cases and children under 5 years of age.
Florence Nightingale Hospital, Bury.	Infectious Diseases.
Manchester Royal Skin Hospital.	X Ray Treatment of Ring-worm.

### Maternity and Child Welfare.

MIDWIVES.—The Local Authority does not employ practising midwives and the only subsidy is the payment mentioned above to those Nursing Societies which have midwives on their staff.

The number of midwives practising in the area is nine, who are resident within the Borough.

ANTE-NATAL CLINICS.—A weekly Ante-natal Clinic has been held at 6, Kay Street, throughout the year, on Friday afternoon. As in previous years, Ante-natal cases have also been seen at the Child Welfare Centres.

Patients are seen by the Medical Officer of Health who has the assistance of Dr. Robert Newton as Consulting Obstetrician. Dr. Newton attends on the third Friday of each alternate month, but his services may also be obtained by any Registered Medical Practitioner in the Borough in case he requires a consultant for abnormal or difficult midwifery cases.

Facilities for X Ray examinations are provided at the Haslingden Massage Centre and Bacteriological examinations may be made at the Public Health Laboratory, Manchester, as required.

Sterilised Maternity outfits are available at the Ante-natal Clinics and in suitable cases are provided free of cost.

The following figures give the work done by the department in Ante-natal cases.

Number of expectant mothers who have attended the Ante-natal Clinic .....	142
Number of attendances made at Ante-natal Clinics ....	486
Number of attendances made at Child Welfare Centres	48
Total attendances .....	534
Number of visits paid during the year by all Health Visitors to expectant mothers. First visits.....	159
Total visits.....	203

During the year the Lancashire County Council have provided Ante-natal facilities at Moorlands Infirmary. Co-operation between the L.C.C. and Rawtenstall Clinics has been established so that these two Clinics are complimentary. The following figures show the work carried out at Moorlands for Rawtenstall residents.

Number of expectant mothers who are resident in Rawtenstall, who have attended the Moorlands Ante-natal Clinic during 1936 .....	70
Total number of attendances made by the above .....	225
Cases admitted to the Moorlands Maternity Home from Rawtenstall during the year 1936 .....	112
Number delivered .....	112
"    "    by doctors .....	26
"    "    by midwives .....	86
Total.....	112
Live births .....	108
Still births .....	4
Died during the first 4 weeks .....	5

{	1—21 hours old.	
	1— 4 days old.	Twin.
	1— 7 hours old.	Premature.
	1— 3 days old.	Atelectasis. Bronchitis.
	1—26 days old.	Atelectasis.

The above outline of the work carried out for the expectant mother gives an idea of the scope of the work now done. The machinery to carry out this work is now set up, and it can be hoped, that in the future, more patients will take advantage of the facilities offered.

As an indication of the rapid expansion of this work it is interesting to note the number of Ante-natal cases attending in Rawtenstall at the Corporation Centres during the past five years. These are in 1932—25; 1933—34; 1934—127; 1935—458; and 1936—534.

### Institutional Provision for Mothers or Children.

**MATERNITY.—MOORLANDS HOSPITAL.** There have been no alterations made in the arrangements with the Moorlands Maternity Home from those described in last year's report. During the sixteen years they have been in force, the numbers of mothers belonging to Rawtenstall, who have been confined there, are as follows:—

4 in 1921; 7 in 1922; 6 in 1923; 31 in 1924; 57 in 1925; 38 in 1926; 33 in 1927; 52 in 1928; 82 in 1929; 97 in 1930; 110 in 1931; 96 in 1932; 104 in 1933; 129 in 1934; 109 in 1935, and 112 in 1936.

Thirty-two of the one hundred and twelve cases received assistance under the Maternity and Child Welfare Scheme.

**ST. MARY'S HOSPITAL, MANCHESTER.**—There have been no alterations made in the arrangements with St. Mary's Hospital for the admission of abnormal confinements.

During 1936 sixteen maternity cases were admitted to St. Mary's Hospital under the arrangement.

CHILDREN.—Admission of children to Moorlands Infirmary has continued where necessary. There has been no alteration in procedure. One case was admitted during 1936.

The Workpeople's Hospital Fund provided treatment for 38 children under 5 years of age, 25 as in-patients and 13 as out-patients at the following Hospitals:—Manchester Children's Hospital 11. Manchester Northern Hospital 1. Manchester Eye Hospital 2. Burnley Victoria 3. Manchester Babies' Hospital 3. Manchester Royal Infirmary 1. Bury Infirmary 17.

PHIMOSIS, &c.—Operations for the cure of Phimosiis, etc., are dealt with at The Infirmary, Bury, and the cost of the recommends is borne by the Maternity and Child Welfare Committee.

During 1936 twenty-five cases of Phimosiis were treated under these arrangements.

TONSILS AND ADENOIDS.—Nineteen infants or children under 5 years of age received treatment by operation for removal of enlarged tonsils and adenoids under the Maternity and Child Welfare Scheme. The arrangements have been the same as those described in previous reports.

DECAYED TEETH.—Nineteen children below school age were referred, under the Maternity and Child Welfare Scheme, to the School Dental Clinic, where they received treatment.

DEFECTIVE VISION.—Thirteen children below school age were referred, under the Maternity and Child Welfare Scheme, for examination by the Ophthalmic Surgeon at the School Clinic.

CHILD WELFARE CENTRES.—The attendances at the Child Welfare Centres increased again this year, 344 more than last year.

There are now four centres, held weekly. At the Clinic, Kay Street (Tuesdays); Cloughfold Clinic, Peel Street (Tuesdays); Goodshaw Baptist School (Wednesday); Whitewell

Bottom Council School (Thursdays). The Cloughfold Centre could be with advantage transferred to some convenient centre at Waterfoot. This would cater for many who are attending Cloughfold, and also fill a need for the Waterfoot area.

The attendances at the various centres is given below:—

Year.	Clinic.	Under 1 year		1 and under 2	2 and under 3	3 and under 4	4 and under 5	Total attendance	No. of Births belonging to Boro'
		Breast	Bottle						
1936	Cloughfold	270	365	138	74	43	40	950	335
	C'booth	428	383	309	226	139	126	1611	
	W'bottom	651	565	368	278	197	112	2171	
	R'stall	528	470	271	149	105	87	1610	
		1877	1783	1086	727	484	365	6322	

For comparison the following table shows the number of attendances of breast and bottle fed infants under one year of age, and also the number of attendances of other children under five years of age at each Centre during 1934 and 1935 compared with the average of the previous five years.

Year.	Clinic.	Under 1 year		1 and under 2	2 and under 3	3 and under 4	4 and under 5	Total attendance	No. of Births belonging to Boro'
		Breast	Bottle						
1935	Cloughfold	857	813	300	222	187	161	2520	302
	C'booth	387	522	281	198	175	135	1698	
	W'bottom	556	400	276	169	143	123	1667	
1934	Cloughfold	806	535	330	207	223	208	2311	360
	C'booth	714	333	230	161	163	140	1341	
	W'bottom	663	375	217	98	124	61	1538	
Five Years Average (1929-1933)	Cloughfold	343	256	223	131	112	63	1128	342
	C'booth	100	99	84	54	44	29	410	
	W'bottom	111	95	74	32	28	17	357	

(A) Total number of attendances at all Centres during .....	1934.	1935.	1936.
(i) By children under 1 year of age	3,028	3,515	3,660
(ii) By children between the ages 1 and 5 years .....	2,162	2,370	2,662
(B) Total number of children who attended at the Centres for the first time during the year and who, on the date of their first attendance, were:—			
(i) Under 1 years of age .....	241	233	281
(ii) Between 1 and 5 years .....	52	155	54
(C) Total number of children who attended at the Centres during the year and, at the end of the year, were:—			
(i) Under 1 year of age .....	196	171	219
(ii) Between the ages of 1 and 5 years	532	561	613
Percentage of notified live births represented by the number in (B) (i)	64.9%	82.9%	90.05%

### Home Visits by Health Visitors.

The following table shows the number and nature of home visits made by the Health Visitors during the year.

No. of Visits to Mothers where births have occurred, advice given where necessary as to care and feeding...	297
No. of Visits to Children under One Year .....	2184
Visits to Children, One to Five Years .....	3127
Infant Deaths inquired into .....	8
Still Births inquired into .....	7
Visits to Ante-Natal Cases .....	203
Visits to Cases of suspected Ophthalmia Neonatorum .....	34
Visits to Mothers in Receipt of Milk .....	9
No. of Cases of Infectious Diseases (Aged 0—5) visited...	115
Other Visits .....	32
Total.....	6016

INFANT LIFE PROTECTION (under Part I of the Children's Act, 1908, as amended by the Children and Young Persons Act, 1932).

There were three children at the year end on the register.

SUPPLY OF NOURISHMENTS.—The following food, etc., was supplied to necessitous families, and in other cases sold at cost price :—

Viol .....	293 lbs.
Cod Liver Oil .....	83 $\frac{2}{5}$ pints
Cod Liver Oil Emulsion (8oz. bottles) ....	149
Cod Liver Oil and Malt .....	127 lbs.
Milk .....	6,915 pints
Dried Milk Foods .....	858 lbs.

The Income Scale for the supply of free nourishments in use is as follows :—

For 2 in the family 22/-. For 3—24/9. For 4—27/9. For 5—30/6. For 6—33/-. For 7—36/-. For 8—38/6. For 9—41/6. For 10—44/3. This figure is the income after deducting rent, including rates.

Subject to the above scale free milk and nourishments have been supplied to expectant mothers and infants under one year of age only.

ORTHOPÆDIC TREATMENT.—There has been no change in the arrangements from those described in last year's report.

Twenty-six children under 5 years of age belonging to this Borough have attended the Clinic during the year, as shown in the following table. One case was admitted to Biddulph Orthopædic Hospital in 1936.

## RAWTENSTALL, ORTHOPÆDIC CLINIC.

Child Welfare Return. Year ending 31st December, 1936.  
List of Rawtenstall Children under School age, who attended the  
Clinic during the year.

Sex	Age	Diagnosis	Times attended on Surgeons Day	Times attended ordinary Clinic
F.	1¼	Genu Varum .....	1	1
M.	3	Genu Valgum .....	1	—
M.	3	Genu Varum .....	2	—
†M	2	Syndactyly .....	2	1
F.	2	Flat Feet .....	1	—
F.	1½	Rickets .....	2	1
F.	1½	Congenital Deformity of Index Finger .....	1	—
M.	1½	Genu Varum .....	1	—
M.	3	Injury to Tendon of Index Finger .....	3	—
F.	4	Old Fracture—Left Elbow .....	2	—
F.	1½	Prominence of 5th Metatarsal .....	1	—
M.	3	Right Torticollis .....	1	2
F.	2	Old Fracture—Leg .....	3	—
M.	4	Rickets. Genu Valgum....	1	—
F.	5 wks	Adducted Feet .....	1	1
M.	4	Valgus Feet .....	1	—
M.	4	Injury to Left Foot.....	1	—
F.	2 mths	Congenital Deformity of Left Hand .....	1	—
F.	6 mths	Congenital Arthro Gryposis, Multiplex .....	2	—
M.	2	Genu Varum .....	1	—
F.	4	Valgus Feet .....	1	—
M.	3	Old Genu Varum .....	1	—
F.	3	Valgus Ankles .....	1	1
M.	2½	Genu Valgum .....	1	1
F.	2	Genu Valgum .....	1	—
M.	2	M.D. ....	1	—

\* Recommended Biddulph.

† Admitted Biddulph.

Details of Orthopædic cases amongst children of school age are given in the School Medical Officer's report. Thirty-four attended the Clinic.

Details of Orthopædic cases amongst children of school age are given in the School Medical Officer's report. Thirty-four cases attended the Clinic.

**HEALTH EDUCATION.**—Health propaganda has been continued this year by the use of the E.M.B. sites, handbills and other posters.

The use of the cinema with suitable films was introduced at a child welfare centre.

A course of lectures on the Care and Management of the Child has been given by the M.O.H. at the Alder Grange Evening Institute.

## **SECTION C.**

### **Sanitary Circumstances.**

(i) **WATER.**—The rainfall in 1936 was 49.61 inches compared with 53.73 in 1935; 47.57 in 1934; 37.03 in 1933; 47.02 in 1932; 58.73 in 1931; 57.22 in 1930; 51.01 in 1929; 59.42 in 1928; and 57.57 in 1927.

The approximate number of dwelling-houses supplied by the Irwell Valley Water Board in the Borough is 6,156.

The approximate number of dwelling-houses with private water supplies is 2,418. These are chiefly from springs and storage cisterns.

(ii) **CLOSET ACCOMMODATION.**—The conversion of pail closets to the water carriage system is being carried out where possible, but there are in the Borough 487, many in isolated positions on farms and cottages on the hills, for which no sewer is available. There are 3,869 fresh water closets and 3,737 waste water closets. During the year 3 pail closets have been converted to fresh water closets. The number of privy middens is 21. The number of waste water closets converted to fresh water closets has been 8.

It will be seen from the above figures that there are still many houses which have not their own sanitary arrangements and have to join with those of their neighbours. Most of these houses are back to back in type.

(iii) PUBLIC CLEANSING.—The collection of refuse is undertaken with four S.D. Motor Freighters, one of these being a combined refuse and excreta collection waggon. Seventeen men and one foreman are employed. Refuse is disposed of by a system of "controlled tipping" at a central tip. Excreta is shot into the Haslingden Shute. Details of refuse collection are given in the following table.

## REFUSE COLLECTION BY S. D. FREIGHTERS (4).

Number of Loads .....	Loads.			£	s.	d.
	4072					
	T.	c.	q.			
Tons of Refuse Removed .....	8551	4	0			
Nett Cost—Haulage .....				1795	18	8
Nett Cost—Loading .....				1465	4	6
NETT COST PER TON .....				0	7	7½
Gross Cost—Haulage (including breakdowns, cleaning and holidays) .....				1625	0	4
Gross Cost—Loading (including holidays) .....				1872	10	10
GROSS COST PER TON .....				0	8	2
Weight per house per annum based on 8574 houses .....	0	19	3¾			
Cost per house per annum based on gross expenditure .....				0	8	2
Weight per 1,000 of population based on population of 27,940 ...	T.	c.	q.			
	306	1	0			
Cost per 1,000 population per annum .....				125	3	7
REFUSE DISPOSAL.						
Tons of Refuse .....	8551	4	0			
Total Cost .....				532	14	1
COST PER TON .....				0	1	4
TOTAL COST PER TON—COLLECTION and DISPOSAL .....				0	9	5

## COMPARISON WITH MINISTRY OF HEALTH REPORT 1934-35.

The above report compares favourably with the Ministry of Health report on the cost of Refuse Collection for the year 1934-35.

	MINISTRY			RAWTENSTALL		
	T.	c.	q.	T.	c.	q.
Average weight per 1,000 of population per annum .....	257	6	2	306	1	0
Total cost per ton of Collection and Disposal including all charges ...		s.	d.		s.	d.
		14	8		9	6
	(Income deducted)			(Income not deducted)		

## EXCRETA COLLECTION BY S. D. FREIGHTER.

Number of Loads .....	Loads.		£	s.	d.
	201				
Cost of Haulage .....			139	16	3
Cost of Loading .....			124	0	1
Use of Haslingden Shute .....			6	0	0
COST PER LOAD .....			1	8	10

## (iv) SANITARY INSPECTION OF THE AREA.

I am indebted to Mr. W. E. Hoyle, the Senior Sanitary Inspector, for the following figures :—

## SANITARY INSPECTOR'S REPORT.

PARTICULARS SUBMITTED TO THE HEALTH COMMITTEE, 1936.	
Nuisances brought before the Health Committee .....	406
Representing Houses .....	542
,, Other Premises .....	3
Nuisances Abated .....	426
Notices Served—Nuisances :—	
Informal .....	326
Interviews .....	110
Statutory .....	None
Legal Proceedings .....	None

No notice was served during the year for the conversion of Pail Closets under the Rawtenstall Corporation Act, 1907.

## WORK ACCOMPLISHED DURING THE YEAR.

Closets released .....	210
Closet tippers repaired or replaced .....	73
Closet cisterns repaired .....	11
Closet buildings repaired .....	6
Closet traps or pans repaired or replaced .....	8
Closet pedestals repaired or replaced .....	4
Closet supply pipes or flush pipes repaired .....	6
Closet pails provided .....	3
Closet pails supplied by the Department .....	19
Drains released or repaired .....	112
Dust bins provided .....	50
Dust bins supplied by the Department .....	254
House windows repaired or made to open for ventilation...	33
House walls pointed or treated for dampness .....	18
House fireranges repaired or replaced .....	15
House floors repaired .....	11
House roofs repaired .....	10

House ceilings or doors repaired .....	3
Eavestroughs or downspouts repaired or replaced .....	24
Waste pipes repaired or replaced .....	11
Outbuildings repaired .....	9
Ashpits repaired or abolished .....	6
Chimney stacks repaired .....	4
Water pipes repaired .....	4
Yard doors or surfaces repaired .....	2
Accumulation of manure removed .....	1
Other defects remedied .....	7

COMMON LODGING HOUSES.—There is one Common Lodging House in the Borough.

HOUSES LET IN LODGINGS.—There was one house in the Borough taking weekly lodgers up to November. Since then the house has been closed.

#### SMOKE ABATEMENT.

No. of observations .....	11
Legal proceedings .....	None

DAIRIES, COWKEEPERS AND MILK SELLERS.—The total number of cowkeepers in the Borough is 113, the number on the registers being 113. During the year 172 inspections have been made. The approximate number of cows in the district is 1,300.

There are 23 Dairy men, or Milk Purveyors, and all are on the register.

Forty-eight samples of milk have been taken for Bacteriological purposes, 44 for Sediment Tests and 10 for Tubercle Bacilli.

FARMS.—During the year 13 farms have voluntarily been improved. Two farms have been made to comply with order voluntarily and on 9 other farms some repairs have been carried

out. One stock farm made to comply with order and one stock farm some repairs carried out during the year. Fifty-two notices have been served, requiring structural alterations or improvements to farm buildings. Nine notices have been complied with during the year.

MARINE STORE DEALERS.—Within the Borough there are two Marine Store dealers, and visits are made regularly.

CATTLE SALE YARDS AND AUCTION MARTS.—Within the Borough there are two of the above premises. Dairy and Fat Stock are sold.

DISINFECTION.—The following disinfection was carried out during the year :—

Clothing, Beddings, etc. ....	335 articles.
Bedding, etc., destroyed .....	122 lots.
Rooms disinfected .....	154
Houses disinfected .....	71
Houses sprayed for beetles .....	70
No. of visits for above purpose .....	173

OFFENSIVE TRADES.—There are 3 Tripe Boilers and 1 Gut Scraper.

SANITARY ADMINISTRATION.—Below are set out particulars of bins, ashpits, etc., in the Borough :—

No. of privy middens .....	21
No. of closets attached to these middens .....	21
No. of pail closets .....	487
No. of dry ashpits (exclusive of middens) .....	235
No. of fresh water closets .....	3869
No. of waste water closets .....	3737
No. of portable receptacles for refuse .....	7032

		During Year 1936.	During five years 1931-1935.
No. of Privy Closets	{ To Fresh W.C's.	—	—
	{ To Waste W.C's.	—	—
	{ To Pails, etc.	—	—
No. Pail Closets	{ To Fresh W.C's.	3	3 <sup>1</sup>
	{ To Waste W.C's.	—	—
No. of Waste W.C's. to Fresh W.C's.		8	53
No. of Houses at which Movable Ash- bins have been substituted for fixed receptacles .....		9	159

OUTWORKERS.—During the year returns were received from various mills employing Outworkers. The total number of Outworkers was four; they were engaged in the Slipper Trades.

#### WORKSHOPS AND WORKPLACES.

No. on register ..... 173

## Factories, Workshops and Workplaces.

### I.—INSPECTION OF FACTORIES, WORKSHOPS AND WORKPLACES.

Including Inspections made by Sanitary Inspectors or Inspectors of Nuisances.

Premises.	Number of		
	Inspections	Written Notices. Interviews	Occupiers prosecuted
Factories ... .. (including Factory Laundries)	17	9	...
Workshops ... .. (including Workshop Laund's)	192	...	...
Workplaces ... .. (other than Outworkers' premises)	..	...	...
Total ... ..	209	9	...

### 2.—DEFECTS FOUND IN FACTORIES, WORKSHOPS AND WORKPLACES.

Particulars.	Number of Defects.			Number of offences in respect to which Prosecutions were instituted.
	Found.	Remedied.	Referred to H.M. Inspector.	
Nuisances under the Public Health Acts:—*				
Want of cleanliness	4	4	...	...
Sanitary accommodation:—				
Insufficient .....	1	1	...	...
Unsuitable or defective .....	3	3	...	...
Not separate for sexes .....	1	1	...	...
Other nuisances ...	...	...	...	...
Total ... ..	9	9	...	...

\* Including those specified in sections 2, 3, 7 and 8 of the Factory and Workshop Act, 1901, as remediable under the Public Health Acts.

## VISITS UNDER THE SHOPS ACT, 1934.

First visits .....	3
Subsequent visits .....	64
	<hr/>
Total.....	67
	<hr/>

Rest rooms have been improved in two shops.

(v) SCHOOLS.—The sanitary condition of the schools is dealt with in my School Medical Report. The general health of the children is satisfactory.

There were 18 cases of Scarlet Fever and 3 cases of Diphtheria among children of schools age during 1936.

CLOSURE OF SCHOOLS.—No schools were closed on account of infectious disease during 1936.

**SECTION D.****Housing Conditions.**

GENERAL OBSERVATIONS AS TO HOUSING CONDITIONS. According to the 1931 Census returns there were 8,079 structurally separate dwellings occupied in the Borough. The average number of persons per room was 0.86. It is estimated that there are 2,057 occupied back-to-back houses and 134 occupied cellar dwellings or basement tenements. Of these 114 are combined living and sleeping rooms.

## 1. Inspection of dwelling-houses during the year :—

(1) (a) Total number of dwelling-houses inspected for housing defects (under Public Health or Housing Acts) .....	671
(b) Number of inspections made for the purpose	1735
(2) (a) Number of dwelling-houses (included under sub-head (1) above) which were inspected and recorded under the Housing Consolidated Regulations, 1925 .....	126

(b) Number of inspections made for the purpose	404
(3) Number of dwelling-houses found to be in a state so dangerous or injurious to health as to be unfit for human habitation .....	89
(4) Number of dwelling-houses (exclusive of those referred to under the preceding sub-head) found not to be in all respects reasonably fit for human habitation .....	582
2. Remedy of defects during the year without service of formal notices :—	
Number of defective dwelling-houses rendered fit in consequence of informal action by the Local Authority or their Officers .....	574

NUMBER OF NEW HOUSES ERECTED DURING THE YEAR :—

(A) Total (including numbers given separately under (B))	87
1. By the Local Authority .....	33
2. By other Local Authorities .....	Nil
3. By other bodies or persons .....	54
(B) With State Assistance under the Housing Acts :—	
1. By the Local Authority .....	33
2. By other bodies or persons .....	Nil

LIST OF BACK TO BACK HOUSES, SINGLE HOUSES AND CELLAR DWELLINGS.

SUMMARY OF ALL WARDS.

WARD.	No. of Back to Back Houses.	No. of Single Houses.	No. of Cellar Dwellings.
Central Ward North .....	336	65	11
Central Ward South .....	667	81	41
East Ward .....	311	37	28
South East Ward .....	378	93	26
North Ward .....	149	33	25
West Ward .....	216	40	3
TOTALS .....	2057	349	134

## OVERCROWDING SURVEY. HOUSING ACT, 1935.

The following is a brief summary of the reports presented to the Health Committee following a Survey of the working class dwellings in the Borough.

It was necessary to employ two temporary clerks in order to assist the Sanitary Officers in carrying out the Survey.

A total of 8,356 houses have been inspected. Of these 203 were overcrowded under the Act and 8,153 were not overcrowded. These totals include 922 houses which are owned by the Corporation. Of these 39 were overcrowded.

At the time of the Survey only 9 houses were found to be unoccupied.

In order to abate the overcrowding the Council has decided to build 40 houses in various parts of the Borough. There will be 21 to hold over 8 persons, 17 to hold 8 persons, and 2 to hold 7 persons. All these will be four bedroom type houses. The remainder of the overcrowding, it is hoped, will be eventually abated by rearranging the tenants in the existing houses. Some of the overcrowding has by now been abated, as it is the custom in the Corporation houses to rehouse overcrowded tenants as soon as any suitable Corporation houses become vacant.

Two tables are given showing the results of the Overcrowding Survey; one for all the wards and the other for the Corporation houses only.

OVERCROWDING SURVEY.—REPORT. ALL WARDS.

Number of "Persons" in Family	Number of Families containing the number of Persons in the first column occupying Dwellings with the permitted number shown at the head of this column.																Families.											
	1	1½	2	2½	3	3½	4	4½	5	5½	6	6½	7	7½	8	8½	9	9½	10	10½	11	11½	12	Over-crowded (A)	Uncrowded (B)	Total (C)		
1	84	10	172				253		2	3	120				64			6	2			2				718	718	
1½				2			6				3											1				12	12	
2		62	281				880		24	14	611		2	36	9	450		59	7		6		7			2448	2448	
2½		8	94	1			230		8	9	129		6	15	4	101		21	3		1		2		8	624	632	
3		1			87		585		1	51	15	485		8	51	17	421		81	8		9		22		1	1841	1842
3½					16		111		8	9	98		3	13	1	74		17	5		3		1		16	343	359	
4		3			33		248		17	20	282		10	39	5	318		61	13		17		9		36	1039	1075	
4½					17				36	7	54		3	8	11	59		16	2		2		2		17	200	217	
5					9				2	56	10	135		8	21	27	152		32	5		9		13		11	468	479
5½					6		1	1	18		5	36			5	9	24		11	1		2			26	93	119	
6					5			1	18	4	48		4	11	12	63		27	3		8		4		28	180	208	
6½								1	7	2	4			4	10	16		5	3		2		1		14	41	55	
7				1	1			4	2	1		1	4	9	34			19	4				3		10	73	83	
7½								1	2	3		2	3	3	11			4	2		2		1		11	23	34	
8								3	2	1			3	4	5	1		8	5		2				13	21	34	
8½									1	1		1	1	2				1	2	4		1		4		6	12	18
9									1										3	4				1		1	8	9
9½										1				1					1						2	1	3	
10											1									1					1	4	5	
10½														1								1			1	2	3	
11																							1			1	1	
11½																								1		1	2	
12																												
Dwellings	(A) Uncrowded	84	72	549	88		2313	1	202	92	2001	44	207	117	1792	1	1	373	72		68		76			8153		
	(B) Overcrowded		12		87		2	5	52	14	11	4	7	8			1								203			
	(c) Total	84	84	549	175		2315	6	254	106	2012	48	214	125	1792	1	2	373	72		68		76		203	8153	8356	



OVERCROWDING SURVEY.—REPORT. CORPORATION HOUSES.

Number of "Persons" in Family	Number of Families containing the number of Persons in the first column occupying Dwellings with the permitted number shown at the head of this column.																								Families.			
	1	1½	2	2½	3	3½	4	4½	5	5½	6	6½	7	7½	8	8½	9	9½	10	10½	11	11½	12	Over-crowded (A)	Uncrowded (B)	Total (C)		
1		10	1					2	3	1								2		1						20	20	
1½																												
2			42	1		8		23	14	24	2	36	9	1				15	7					1		183	183	
2½						2		7	9	10	6	15	4	2				7	3							65	65	
3					2		4		24	13	32	8	51	17	1			25	8					1		186	186	
3½				1			2		2	9	11	3	13	1				4	5						1	50	51	
4						5		8	20	36	10	39	4	3				17	13			1				156	156	
4½				1				1	7	6	2	7	2					3	2						1	30	31	
5									1	10	16	8	21	6	1			15	5			1				84	84	
5½										5	8		5	2				2	1							23	23	
6										4	7	4	10	6				11	3						4	41	45	
6½										2	3		4	2	1			2	3			1			5	13	18	
7										2	1	1	4	3				9	3					4	19	23		
7½										2	3	2	3	2					1					10	3	13	13	
8										2	1		3	2				2	4					8	6	14	14	
8½										1	1	1	1					1						4	2	6	6	
9																			1					1	1	1	1	
9½											1								1					1	1	2	1	
10										1														1	1	2	1	
10½																												
11																												
11½																												
12																												
Dwellings {	(A) Uncrowded		52	2	2		21		68	90	151	43	205	58	9			114	61		4		3	39	883			
	(B) Overcrowded				2				14	10		4	7	2														
(c) Total			52	2	4		21		68	104	161	47	212	60	9			114	61		4		8	39	883	922		



**SECTION E.****Inspection and Supervision of Foods.**

## INSPECTION OF FARMS.

Milk Producing Farms .....	172
Stock Farms .....	97
Poultry Farms .....	28
Grazing Farms .....	11
Farms connected with an Institution .....	1
Farms, Empty, Unused or Dilapidated .....	14

TABLE SHOWING RESULTS OF BACTERIOLOGICAL EXAMINATIONS OF MILK.

Sample No.	Bacteria, per C.C. Colonies Growing at 37°c in 48 hrs.	Bacillus Coli in			Sediment, Parts per 100,000 parts.
		1 c.c.	1/10 c.c.	1/100 c.c.	
13,130	8,250	absent	absent	absent	12
13,131	47,500	present	absent	absent	14
13,429	45,000	absent	absent	absent	Trace
13,430	43,000	absent	absent	absent	4
13,431	2,700	present	absent	absent	12
13,432	2,850	absent	absent	absent	Trace
13,433	2,600	absent	absent	absent	Trace
13,431	950	absent	absent	absent	24
13,482	95,000	present	present	present	Trace
13,483	7,200	absent	absent	absent	Trace
13,484	1,500	absent	absent	absent	23
13,521	2,700	absent	absent	absent	Trace
13,522	15,500	present	present	present	3
13,523	42,500	present	present	present	Trace
13,524	9,500	present	absent	absent	3
13,622	10,000	present	present	present	6
13,623	14,000	present	absent	absent	8
13,624	27,500	present	absent	absent	24
13,625	4,000	absent	absent	absent	20
13,718	12,000	present	present	absent	40
13,719	22,000	present	present	absent	4
13,720	120,000	present	present	present	14
13,721	140,000	absent	absent	absent	15
13,784	3,150	absent	absent	absent	19
13,785	4,900	absent	absent	absent	8
13,786	370	absent	absent	absent	9
13,787	23,500	present	present	present	23
13,807	510	absent	absent	absent	Trace
13,808	630	absent	absent	absent	Trace
13,809	2,290	absent	absent	absent	2
13,810	38,500	absent	absent	absent	9
13,867	810	absent	absent	absent	26
13,868	260	present	absent	absent	8
13,980	8,850	present	absent	absent	—
13,981	7,300	present	present	absent	—
13,982	67,500	present	present	absent	—
13,983	2,700	present	present	absent	—
14,135	510	absent	absent	absent	12
14,136	2,500	absent	absent	absent	9
14,421	19,000	present	present	present	33
14,434	79,500	present	present	present	7
14,435	64,500	present	present	present	3
14,436	240	absent	absent	absent	8
14,543	16,050	present	present	present	2
14,544	9,200	present	present	present	4
14,655	21,000	absent	absent	absent	20
14,656	1,463	present	present	absent	17

With the exception of one sample, all were taken at the farms where produced. One sample was taken in the course of delivery.

EXAMINATION OF MILK FOR T.B.—Ten samples were taken. All were negative.

## Meat.

Within the Borough there are twenty-five Licensed Slaughter-houses, but owing to the large area over which they are scattered it is difficult to keep them under proper supervision.

There are sixty-four licensed slaughter men.

### DISEASED FOOD SURRENDERED.

Description.	Weight.
Tuberculous carcasses and parts .....	4168 lbs.
Other diseased meat .....	129 lbs.
Unsound fish .....	14 lbs.
Total.....	<u>4311 lbs.</u>

Seventy-eight cattle were examined by the Veterinary Surgeon and five beasts were slaughtered under the Tuberculosis Order of 1925.

### **Brawn, Boiled Ham, Sausage, Roast Pork and other Prepared Foods.**

There are five such premises within the Borough. These premises are visited regularly. In addition, the Butchers prepare sausage and brawn on their own premises.

### **Tripe Dressing Premises.**

There are three tripe dressing premises in the Borough. These have been visited regularly and found to be well kept, the work being cleanly carried out.

### **Bakehouses.**

There are sixty-seven bakehouses in the Borough and they are regularly inspected.

### **Markets**

There are two; at Rawtenstall on Thursday and Saturday, and at Waterfoot on Friday each week. The meat stalls are constructed to comply with the Public Health (Meat) Regulations, 1924.

## SECTION F.

Prevalence of, and control over, Infectious  
and other Diseases.TABLE SHOWING NO. OF CASES OF INFECTIOUS  
DISEASES NOTIFIED DURING EACH YEAR  
FROM 1927—1936.

DISEASE.	1927	1928	1929	1930	1931	1932	1933	1934	1935	1936
Smallpox .....	...	35	1	1	...	1	...	...	...	...
Scarlet Fever .....	13	22	48	47	67	54	41	49	16	24
Diphtheria (including Membranous Croup)	19	11	18	43	38	31	19	5	15	8
Enteric Fever (including Paratyphoid)	4	1	3	2	...	...	...	...	...	...
Acute Primary Pneumonia )										
Acute Influenzal Pneumonia )	21	33	91	32	38	32	57	25	48	50
Puerperal Fever .....	...	...	4	3	1	4	...	3	1	...
Puerperal Pyrexia .....	1	1	...	3	2	2	..	3	2	...
Cerebro-Spinal Fever .....	...	...	1	1	...	...	...	2	2	3
Acute Poliomyelitis .....	1	...	...	...	...	...	5	...	...	...
Acute Polio-encephalitis .....	...	...	...	...	...	...	...	...	...	...
Encephalitis Lethargica .....	...	...	3	1	...	...	...	...	...	...
Dysentery .....	...	1	...	...	...	...	1	...	...	...
Ophthalmia Neonatorum .....	5	1	1	1	5	5	3	6	3	5
Erysipelas .....	20	21	21	15	18	7	21	25	15	28
Pulmonary Tuberculosis .....	22	26	30	15	17	29	22	19	19	13
Non-Pulmonary Tuberculosis	26	22	28	37	16	16	15	18	8	9
TOTALS .....	132	174	240	201	202	181	184	155	129	140

NOTIFIABLE DISEASES (other than Tuberculosis) DURING THE YEAR 1936.

DISEASE.	Total Cases at all Ages.	TOTAL CASES NOTIFIED.											Total Deaths	Hospital.			
		Under 1	YEARS									65 & over		Total Cases removed to Hospital	Deaths in Hospital of persons belonging to District		
			1-2	2-3	3-4	4-5	5-10	10-15	15-20	20-35	35-45					45-65	
Smallpox	...	...	...	...	...	...	...	...	...	...	...	...	...	...	...	...	...
Scarlet Fever	24	...	1	3	17	1	1	1	1	1	1	1	1	1	3	...	...
Diphtheria, including Membranous Croup	8	...	...	1	3	...	...	...	...	...	...	...	...	...	8	...	...
Enteric Fever (including Paratyphoid)	...	...	...	...	...	...	...	...	...	...	...	...	...	...	...	...	...
Acute Primary Pneumonia	50	7	2	6	4	2	3	6	1	9	8	...	...	...	...	4	...
Acute Influenzal Pneumonia	...	...	...	...	...	...	...	...	...	...	...	...	...	...	...	...	...
Puerperal Fever	...	...	...	...	...	...	...	...	...	...	...	...	...	...	...	...	...
Puerperal Pyrexia	...	...	...	...	...	...	...	...	...	...	...	...	...	...	...	...	...
Cerebro-Spinal Fever	3	1	...	...	1	...	...	...	...	...	...	...	...	...	3	...	2
Acute Poliomyelitis	...	...	...	...	...	...	...	...	...	...	...	...	...	...	...	...	...
Acute Polio-Encephalitis	...	...	...	...	...	...	...	...	...	...	...	...	...	...	...	...	...
Encephalitis Lethargica	...	...	...	...	...	...	...	...	...	...	...	...	...	...	...	...	...
Dysentery	...	...	...	...	...	...	...	...	...	...	...	...	...	...	...	...	...
Ophthalmia Neonatorum	5	...	...	...	...	...	...	...	...	...	...	...	...	...	...	...	...
Erysipelas	28	...	...	...	...	1	...	1	...	16	10	...	...	...	4	...	...
Malaria	...	...	...	...	...	...	...	...	...	...	...	...	...	...	...	...	...
{ Contracted in this Country..	...	...	...	...	...	...	...	...	...	...	...	...	...	...	...	...	...
{ Abroad .....	...	...	...	...	...	...	...	...	...	...	...	...	...	...	...	...	...
<b>TOTALS</b>	<b>118</b>	<b>13</b>	<b>4</b>	<b>7</b>	<b>4</b>	<b>4</b>	<b>4</b>	<b>8</b>	<b>1</b>	<b>25</b>	<b>18</b>	<b>28</b>	<b>18</b>	<b>18</b>	<b>18</b>	<b>6</b>	<b>6</b>

TABLE SHOWING WARD DISTRIBUTION OF  
INFECTIOUS DISEASES NOTIFIED IN 1936.

DISEASES.	North Ward	West Ward	Central Ward North	Central Ward South	South East Ward	East Ward	Totals
Smallpox .....	...	...	...	...	...	...	...
Scarlet Fever .....	...	...	17	6	2	5	24
Diphtheria (including Membranous Croup)	1	...	3	1	2	1	8
Enteric Fever (including Paratyphoid)	...	...	...	...	...	...	..
Acute Primary Pneumonia } Acute Influenzal Pneumonia }	8	4	22	13	...	3	50
Puerperal Fever .....	...	...	...	...	...	...	...
Puerperal Pyrexia .....	...	...	...	...	...	...	...
Cerebro-Spinal Fever .....	1	...	1	...	...	1	3
Acute Poliomyelitis .....	...	...	...	...	...	...	..
Encephalitis Lethargica .....	...	...	...	...	...	...	..
Dysentery .....	...	...	...	...	...	...	..
Ophthalmia Neonatorum .....	...	...	3	2	...	...	5
Erysipelas .....	2	...	15	2	3	6	28
Pulmonary Tuberculosis .....	...	1	4	2	2	4	13
Non-Pulmonary Tuberculosis	...	2	1	3	2	1	9
<b>TOTALS</b> .....	<b>12</b>	<b>7</b>	<b>60</b>	<b>29</b>	<b>11</b>	<b>21</b>	<b>140</b>

During 1936 there has been no large epidemic of notifiable Infectious disease. The tables given show the number of cases notified during the last ten years, and the age and ward distribution of those notified this year. Each case notified is investigated by a Sanitary Officer as soon as possible after receipt of notification.

There were no cases of Smallpox, Enteric Fever, Dysentery, Acute Polio-encephalitis or Encephalitis Lethargica notified.

SCARLET FEVER.—There were 24 cases notified, compared with 16 cases last year. Clinically they were of a mild type. Three cases were removed to hospitals. The case rate was 0.85 per 1,000 of the population.

DIPHThERIA.—There were 8 cases notified, compared with 15 cases last year. Eight cases were removed to Hospital. No case died. The case rate was 0.28 per 1,000 of the population. Facilities for Schick Testing and artificial immunisation against Diphtheria are available at the Child Welfare Centres. The public have made little use of these facilities.

ERYSIPELAS.—Twenty-seven cases were notified, compared with fifteen cases last year. There was one death in hospital.

INFANTILE DIARRHŒA.—There was one death from Diarrhœal Diseases of children under two years of age in 1936; none in 1935; one in 1934; none in 1933 or 1932; two in 1931; 3 in 1930; none in 1929; 1 in 1928; 2 in 1927; 2 in 1926; 3 in 1925; 3 in 1924.

### Hospital Accommodation.

INFECTIOUS DISEASES.—The Bury and District Joint Hospital Board admit cases of Scarlet Fever, Diphtheria, Enteric Fever, Malaria, and Dysentery to the Florence Nightingale Hospital, Bury, on the recommendation of the Medical Officer of Health, or the Sanitary Inspector acting in his absence. In the event of a case needing removal, the Health Department, Spring Garden Chambers, Rawtenstall, (Telephone No. Rossendale 124), should be communicated with; if the Office is closed, the Medical Officer of Health (Telephone No. Ross. 197), and if he is away, the Sanitary Inspector, 125, Haslingden Old Road, Rawtenstall (Telephone No. 124, extension). Unless this is done, much valuable time may be wasted and the case may be refused admission. The Borough of Rawtenstall is so extensive and the houses

and streets so scattered, that it is necessary for someone to meet the ambulances from Bury, and guide the driver to the patient's house. The staff of the Health Department are accustomed to making these arrangements, and much time is saved to the patient's advantage if this routine is followed.

The number of cases removed to the Florence Nightingale Hospital, Bury, each year since 1931 are as follows :—

Disease.	1932	1933	1934	1935	1936
Smallpox	-	-	-	-	-
Diphtheria	9	11	3	10	8
Enteric Fever	-	-	-	-	-
Scarlet Fever	2	7	4	4	3
Erysipelas	-	1	-	1	4
Dysentery	-	1	-	-	-
Cerebro-Spinal Fever	-	-	1	-	3
<b>Totals</b>	<b>11</b>	<b>20</b>	<b>8</b>	<b>15</b>	<b>18</b>

**PUERPERAL, FEVER.**—The arrangements made with Monsall Hospital are the same as described in the 1934 report. No case was treated at Monsall Fever Hospital in 1936.

Mention of the appointment of a consultant for Puerperal Fever and Puerperal Pyrexia have been made earlier on in this report; his services were not called upon in 1936.

**OPHTHALMIA NEONATORUM.**—There has been no change in the arrangements with the Royal Eye Hospital, Manchester, for the treatment of cases of Ophthalmia Neonatorum, as described in last year's report. No cases were treated under this scheme in 1936.

## OPHTHALMIA NEONATORUM.

Number Notified	CASES		Un- impaired Vision	Impaired Vision	Total Blindness	Deaths
	Treated					
	At Home	In Hosptl.				
5	5	—	5	—	—	—

SMALLPOX.—The Corporation owns an isolation hospital for Smallpox, situated at The Ridge, Hareholme, within the Borough, with accommodation for twenty-two patients and where there is an installation for disinfecting, clothing, bedding, etc., by means of high-pressure steam.

No cases were admitted in 1936.

DIPHTHERIA ANTITOXIN is available free for the use of practitioners as follows :—

Central Fire Station, Rawtenstall (day or night).

Public Health Dept., Spring Garden Chambers (by day only).

Sanitary Inspector's Residence, 125, Haslingden Old Road, Rawtenstall (day or night) (Tel. No. 124).

Police Station, Burnley Road, Waterfoot (day or night).

During the year 1936, 13 phials of Diphtheria Antitoxin of 8,000 units each were supplied to Medical Practitioners. Material for the active immunisation against Diphtheria is also supplied to General Practitioners on request; no requests were received.

TUBERCULOSIS.—The treatment of Tuberculosis is in the hands of the Lancashire County Council, and the Town is served by the County Tuberculosis Dispensary at Knott Hill House, Stacksteads, where one of the County Tuberculosis Officers attends every Monday from 12-30 p.m. to 2-30 p.m., and he arranges for the admission and removal of patients to and from suitable Sanatoria or Pulmonary Hospitals.

DISINFECTION FOR T.B.—During 1936, 5 houses containing 16 rooms and 32 articles were disinfected and 5 lots of bedding destroyed by the L.A.

No action has been taken under the Public Health (Prevention of Tuberculosis) Regulations 1925 or under Section 62 of the Public Health Act, 1925.

### TUBERCULOSIS.

New Cases and Mortality during 1936.

Age Periods.	NEW CASES.				DEATHS			
	Pulmonary		Non-Pulmonary		Pulmonary		Non-Pulmonary	
	M.	F.	M.	F.	M.	F.	M.	F.
Years.								
0-1	...	...	...	...	...	...	...	...
1-5	...	...	...	...	...	...	...	...
5-10	...	...	1	...	...	...	...	...
10-15	...	...	...	1	...	...	...	...
15-20	2	...	1	...	...	...	1	...
20-25	...	1	2	1	1	...	...	...
25-35	2	1	...	1	2	1	...	...
35-45	2	1	...	1	2	...	...	1
45-55	1	...	...	...	1	1	...	...
55-65	1	1	...	...	3	...	...	...
65 and upwards	...	1	1	...	1	2	1	...
TOTALS	8	5	5	4	10	4	2	1
	13		9		14		3	





Borough of  Rawtenstall

# REPORT

FOR THE  
Year ended December 31st, 1936,  
OF THE  
School Medical Officer

## EDUCATION COMMITTEE :

CHAIRMAN : ALDERMAN C. KENYON.

VICE-CHAIRMAN : MR. J. BARNES, J.P.

THE MAYOR  
(ALDERMAN MISS CAROLINE WHITEHEAD, J.P., C.C.)  
EX-OFFICIO.

ALDERMAN A. CURLEY.

COUNCILLORS MRS. D. ASPIN, J. BARRITT, J.P.,  
G. H. BATEMAN, G. B. FENTON, J. HAMER,  
W. HARDMAN, J.P., R. HOWORTH, J. McCLAY,  
J. E. NUTTALL AND A. PEEL.

THE REVS. MAXWELL YOUNG, M.A., R. A. JONES,  
AND F. R. MAGILL.

MRS. M. GASKELL, M.A., MRS. M. M. HOLLAND,  
AND MR. J. WHITTAKER.



## STAFF.

### **School Medical Officer :**

K. KNIGHT WOOD, M.B., CH.B., M.R.C.S., D.P.H.

### **Ophthalmic Surgeon and Nose and Throat Consultant :**

\* PHILIP A. HARRY, M.D., CH.B., D.P.H.

### **Consulting Orthopaedic Surgeon :**

\* S. M. MILNER, M.A., M.B., F.R.C.S.

### **School Dentists :**

\* J. MIDGLEY, L.D.S., VIC.

\* J. CROPPER, L.D.S., VIC.

### **School Nurses :**

§ MISS E. PORTER.

§ MISS E. M. EASTWOOD.

§ MISS E. POPE.

### **Clerk and Dental Attendant :**

† MISS RUTH WATTS.

\* Part time.

§ Also act as Health Visitors.

† Part time Clerk M. and C.W.

# Report of the School Medical Officer

For the Year ended 31st December, 1937.

---

*To the Chairman and Members of the Education Committee.*

LADIES AND GENTLEMEN,

I have pleasure in presenting to you my fourth Annual Report upon the work of the School Medical Service. The report is arranged as in previous years in the form prescribed by the Board of Education.

## 1. STAFF.

A list of the Staff is given at the commencement of this report. There have been no changes during this year.

## 2. CO-ORDINATION.

In Rawtenstall there is the closest possible co-ordination between the Health Department and the School Medical Service. The same facilities for treatment are available to Child Welfare cases and school children. Each School Nurse also acts as Health Visitor in her own district and "Specials" are seen when necessary at the Child Welfare Centres.

Of the entrants examined during the year 20% were suffering from some form of defect requiring treatment. It is hoped that further extension of the Child Welfare work will reduce this figure.

## 3. SCHOOL HYGIENE.

There are 20 schools in the Borough, nine are provided and eleven non-provided. A sanitary survey of all the schools has been made during the year.

The number of children on the school registers at the end of the year was 3,109.

The following work has been carried out at schools during 1936.

Goodshaw Council—New Heating Boiler.

Alder Grange—New Boiler.

Repairs to Boys' Yard.

Additional Heating in Handicraft Room.

Additional Ventilators.

Provision of Domestic Service Flat.

Cloughfold C.E.—Painting inside.

Cloughfold Council—New boiler.

All galleries removed.

Additional heating in four classrooms.

Newchurch C.E.—Small repairs to floors.

Edgeside C.E.—Inside Painting.

Whole school re-floored.

Whitewell Bottom—Infants, redecorated and Special Subjects Room.

Lumb C.E.—School boiler relined.

Water Council—Inside decoration.

2 galleries removed.

**SANITARY ACCOMMODATION.**—The reports of 1933 and 1935 gave particulars of the sanitary and washing accommodation in the schools. Since then there has been no substantial alteration, so these have not been repeated. The modernising of these facilities is at present under consideration by the Committee.

**NEW FURNITURE.**—The year under review has seen the completion of the scheme of refurnishing of schools adopted in 1931.

The question of obtaining furniture of the correct size was carefully gone into. Many children were measured in order to ascertain the most suitable seating size for the children. Negotiations took place between representatives of the Education Committee and the Managers of the Non-Provided Schools as to the type of new desks which should be provided for their schools.

The following have been supplied.

INFANTS DEPARTMENTS.—390 infant chairs with the following height of seat:  $14\frac{1}{2}$  ins.—72; 13 ins.—64; 12 ins.—148; 11 ins.—106;

159 infant tables. Of the following heights: 22 ins.—32; 21 ins.—74; 19 ins.—53.

99 infant lockers, with the following seat height: 13 ins.—35; 12 ins.—48; 11 ins.—16.

JUNIOR SCHOOLS.—254 locker desks. Seat height  $15\frac{1}{2}$  ins.—13;  $14\frac{1}{2}$  ins.—102; 13 ins.—139.

375 dual convertable desks. Seat height  $15\frac{1}{2}$  ins.—43;  $14\frac{1}{2}$  ins.—165; 13 ins.—167.

SENIOR LOCKERS.— $17\frac{1}{2}$  ins.—30; 16 ins.—40.

These were supplied to Whitewell Bottom Council School and Lea Bank Selective Central School for the use of the larger children. These schools being without any of the larger sized desks.

JUNIOR CRAFT TABLES.—23 ins.—27; 22 ins.—22.

In the Junior Council Schools where the question of the desks being used for dual purposes had not to be considered the following were the seat height of the desks supplied:—

$15\frac{1}{2}$  ins.—10%;  $14\frac{1}{2}$  ins.—40%; 13 ins.—50%.

The seating and desk accommodation in the schools is now vastly improved, and has amply repaid the attention and work directed to supplying furniture of suitable size.

#### 4. MEDICAL INSPECTION.

The following code groups were examined :—Entrants, 8 years old, 12 years old and specials.

The arrangements made and the methods adopted for the Medical Inspection are similar to those described in the 1933 Annual Report.

#### 5 THE FINDINGS OF MEDICAL INSPECTION.

The number of children examined at routine inspections was 975 compared with 813 in 1935. A routine inspection has been carried out at every school.

(a) NUTRITION.

A table which classifies the nutrition of children examined at the routine inspections is given at the end of this report. Only four cases of really bad nutrition were discovered, but one hundred and twenty-four children were slightly subnormal.

Details of the supply of milk and free meals to school children are given later on in this report.

(b) UNCLEANLINESS.

During Routine Inspection uncleanliness of the head was noted in 24 children. Uncleanliness of the body was found in 32 children. In addition to these 121 cases of verminous heads, 24 cases of dirty body, and 16 of dirty clothing were reported by the Nurses during cleanliness surveys at schools. For this purpose 6,692 examinations of children were made at the schools by the School Nurses. Each school has been visited seven times by the School Nurses. All cases, however slight have been recorded, the presence of one nit being considered as unclean.

As during previous years no treatment of dirty heads or bodies has been carried out the clinics, but demonstrations in the best methods of dealing with these conditions are given to parents as required. Printed instructions are also supplied as required.

There appears to be a slight improvement in these conditions since last year.

(c) MINOR AILMENTS AND DISEASES OF THE SKIN.

MINOR AILMENTS.—Again there was an increase in the number of minor ailments treated, and the number of attendances made by children was 620 above last year's total. The nature of the cases is shown in detail under the treatment section.

SKIN DISEASES.—Nine cases of Ringworm of the Scalp and five of the body were discovered and twenty-six cases of Impetigo. Thirty-three other skin conditions were found to require treatment and four observation.

(d) VISUAL DEFECTS.

A routine vision test of all children in the Intermediate and Leaver Groups is carried out. If defective vision is suspected in Entrants, special vision test cards are used.

During the year the Ophthalmic Surgeon (Dr. Harry) devoted nine sessions to refraction work. In all 146 children were prescribed glasses.

Under the Authority's scheme a scale of charges depending upon the family income, per head, is in force. Under certain circumstances the whole of the cost is borne by the Local Education Authority.

Spectacles were supplied free of charge to 55 children whose parents were unable to obtain them otherwise.

Table IV., Group II. gives a summary of the work undertaken.

(e) NOSE AND THROAT DEFECTS.

At the routine examinations 26 cases of enlarged tonsils, 1 case of adenoids, and 48 tonsils and adenoids required treatment. One hundred and five cases of tonsils, 3 cases of adenoids and 2 of tonsils and adenoids required to be kept under observation. Eighty-two cases noted at special examinations required treatment and 61 observation.

One hundred and five children were operated upon for nose and throat defects under the arrangements made by the Local Education Authority. The Nose and Throat Surgeon devoted eight sessions to the examination of these cases.

(f) EAR DISEASE AND DEFECTIVE HEARING.

Middle Ear disease was present in 6 cases examined at routine inspection, 5 of which required treatment. Twenty specials were examined and found to require treatment.

Minor Ear defects, such as otorrhoea, cerumen, etc., were treated at the Clinic in 124 cases.

Twelve cases of defective hearing were noted at special and routine inspections.

## (g) DENTAL DEFECTS.

	Entrants		Intermediates		Leavers		All Groups Both Sexes
	Male	Female	Male	Female	Male	Female	
No. Dental Caries	47	41	67	65	73	66	359
One to 4 Decayed	79	97	87	108	74	74	519
More than 4 decayed	25	28	12	22	6	4	97

The above figures are the summarised results of inspections by the School Medical Officer. As it is not the custom to use a dental mirror and probe at the routine medical inspections the figures are probably an under estimate.

The work of the Dental Department is summarised in Table V.

Again this year there has been an increase in the dental work over the previous year. The increases are as follows:—Extractions 91, Fillings 185, and Gas administrations 156.

The increase in the number of fillings is satisfactory and it is hoped that this will be carried further. As soon as any decay occurs in the teeth these should be stopped so that in many cases the teeth can be saved. At the present time too many extractions have to be performed owing to the fact that the caries has progressed too far for conservative treatment. It is realised by too few parents that the first of the permanent teeth erupts when the child is about six years old and much of the delay in seeking treatment is attributable to the fact that the parents mistake some permanent teeth for temporary ones.

There has been an even greater demand for gas anæsthesia for extractions. Six hundred and sixty children had extractions under gas and the demand is so great that the present staff are unable to keep up to date with this side of the work.

The percentage of acceptances for dental treatment varies considerably at different schools. The highest being 98% and the lowest 34%. The further the school is from the dental clinic the lower, as a rule, is the percentage of acceptances. This is as can be expected, for the distance from the outlying schools is considerable. This matter is receiving the closest consideration by the Education Committee and School Medical Officer and certain proposals are afoot.

I am indebted to the School Dental Surgeons for the following report :—

LADIES AND GENTLEMEN,

We have pleasure in presenting our 10th Annual Report on the Dental Inspection and Treatment of the Elementary School children for the year ending 31st December, 1936.

The Borough is divided into two areas. As in previous years, two half days per week are given to each area, children from the Rawtenstall area attending Tuesday and Friday mornings while the children in the Waterfoot area attend Monday and Thursday mornings. The procedure adopted last year whereby both dentists attend on Wednesday mornings for the administration of gas, has been continued this year. This arrangement has enabled the majority of the extractions to be dealt with on that morning, making it possible to devote considerably more time to conservative treatment on the other mornings. In consequence, we have been able to visit every school in the Borough at least once during the year.

As will be seen from the statistics accompanying our report, there has been, during the year, an increased demand for treatment at the Clinic.

Miss Watts has again been in attendance and has been of great assistance.

Systematic inspections have been carried out in the schools. The parents of the children selected for treatment are then notified and given the choice of treatment

at the Clinic or by their own dentists. Acceptances are taken in rotation and appointments for attendance at the Clinic made. In addition to those who attend as a result of inspections, others come under the heading of Specials, and are either referred for treatment by the School Medical Officer or sent by the parents or teachers where any immediate treatment is necessary.

In conclusion, we have to thank the teachers for their help in carrying out the inspections at their schools as expeditiously as possible.

Yours sincerely,

J. CROPPER, L.D.S

J. MIDGLEY, L.D.S

(h) ORTHOPÆDIC AND POSTURAL DEFECTS.

Routine inspection of all age groups disclosed 4 defects requiring treatment. In addition, 9 cases required to be kept under observation. Of the special inspections, 40 deformities required treatment and 4 observation. An account of Orthopædic cases treated in school children, under arrangements made by the L.E.A., is given later in this report.

(i) HEART DISEASE AND RHEUMATISM.

One case of heart disease requiring treatment was found, and 5 cases requiring observation at routine inspection, and 2 specials required treatment and 4 observation.

(j) TUBERCULOSIS.

Two cases of Non-Pulmonary Tuberculosis in a child of school age were notified.

There are at the present time 14 cases (5 boys and 9 girls) of Non-Pulmonary Tuberculosis attending school. During the year 5 children have received ultra-violet ray treatment; 3 children have been patients at the Wrightington Hospital; and 1 at Eastby Sanatorium.

(k) OTHER DISEASES AND DEFECTS.

(i) FAULTS IN CLOTHING AND FOOTGEAR.

Unsatisfactory clothing was discovered in 15 cases, and unsatisfactory footgear in 14 cases. Generally speaking there is more danger to health from the practice of over-clothing active children than the rare cases found of inadequate clothing; a note was made of serious overclothing in 9 cases.

(ii) ANÆMIA.

One case of Anæmia was discovered at routine inspections, as compared with 3 in 1935; 2 in 1934; 4 in 1933; 6 in 1932; 15 in 1931; and 12 in 1930.

Six cases required observation.

(iii) VARIOUS :

In addition, the following were found at routine inspection : Hernia (various), 2. Facial Paralysis, 1. Nocturnal Eneuresis, 3. Undescended Testicle, 1. Hydrocoele 1. Cleft Palate 1.

6. FOLLOWING UP.

The parents of children suffering from defects ascertained by the School Medical Officer are advised to seek treatment either from a private practitioner or at the School Clinic. In cases where the parent was not present at the examination a School Nurse visits the home and brings the defect to the notice of the parent and endeavours to see that the defect is remedied.

A defect card is made out for each child requiring either treatment or observation. These cards are kept at the Health Office, and are used in the case of those children attending there for treatment.

The defect cards of all children are taken to the school on each visit of the doctor and the children re-examined. The number of children re-inspected during the doctor's visits for Routine Medical Inspection at the Schools was 640. Other re-inspections are made at the School Clinics

as required until the defect is remedied. If the defects have not received attention, further visits are paid by the School Nurse to the parents.

#### VISITS TO SCHOOLS.

Visits to Schools by School Medical Officer .....	70
"    "    "    Dentists .....	25
"    "    "    Nurses .....	154
Children Examined re Cleanliness .....	6692
Contracts Examined re Infectious Diseases .....	239

The following table shows the number of home visits made by the School Nurses.

#### HOME VISITING BY NURSES.

	First Visit.	Subsequent Visits	Total.
Home of Dental Cases .....	3	—	3
"    "    Ophthalmic .....	39	4	43
"    "    Throat .....	146	24	170
"    "    Minor Ailments ....	76	24	100
"    "    Infectious Disease .	248	99	347
Home Exclusions .....	26	21	47
"    Returns .....	4	6	10
General .....	116	9	125
<b>TOTALS</b> .....	<b>658</b>	<b>187</b>	<b>845</b>

### 7. ARRANGEMENTS FOR TREATMENT.

#### TREATMENT AND INSPECTION CLINICS.

##### THE CLINIC, 6, KAY STREET.

Daily, 9-30 a.m. to 10-30 a.m. Treatment of Minor Ailments.

Monday, 2-30 p.m. Nose and Throat Surgeon attends monthly. (By appointment.)

Tuesday, 9-30 a.m. S.M.O. Inspection Clinic.

Wednesday, 10 a.m. Orthopædic Clinic (Orthopædic Surgeon attends 4th Wednesday).

THE CLINIC, PEEL STREET, CLOUGHFOLD.

Daily, 10 a.m. to 12 noon. Dental Treatment.  
(Children without appointments seen on Monday, Wednesday and Friday only.)

THE COUNCIL SCHOOL, WHITEWELL BOTTOM.

Thurs., 9-30 a.m. to 10 a.m. Treatment of Minor Ailments.

THE COUNCIL SCHOOL, GOODSHAW.

Wed'y, 9 a.m. to 10 a.m. Treatment of Minor Ailments.

WORK OF THE SCHOOL CLINIC.

The following table shows the number of attendances made by children.

	Visits.		Total.
	First Visit	Subsequent	
Visits to Ophthalmic Department	230	55	285
„ „ Throat „	196	55	251
„ „ Orthopædic „	49	75	124
„ for Minor Ailments .....	12	1962	1974
„ „ Special Inspection .....	47	71	118
„ (Various) .....	76	134	210
<b>TOTALS</b> .....	<b>610</b>	<b>2352</b>	<b>2962</b>

TREATMENT OF MINOR AILMENTS.

In 1936, 610 cases made 2,962 attendances, an average per case of 4.9, compared with 423 cases made 1,670 attendances, an average per case of 3.9 in 1936, compared with 294 cases making 1,581 attendances in 1934.

The following list shows the number and nature of the minor ailments treated :—

	No. of Cases.	No. of Attendances.	
Skin	{ Ringworm (Scalp) .....	7	7
	{ Ringworm (Body) .....	13	47
	{ Impetigo .....	60	254
	{ Scabies .....	9	100
	{ Other Skin Conditions .....	29	103
Ear	{ Otorrhœa .....	107	461
	{ Cerumen .....	6	16
	{ Other Ear .....	11	31

Eye	{ Blepharitis .....	22	106
	{ Conjunctivitis .....	10	17
	Cuts and Minor Ailments .....	217	717
	Adenitis .....	27	102
	Boils .....	19	61
	Scalds and Burns .....	10	59
	Warts .....	11	39
	Miscellaneous .....	43	86
		<hr/>	<hr/>
		601	2294
		<hr/>	<hr/>

#### TONSILS AND ADENOIDS.

There has been no change in the arrangements made for treatment of Nose and Throat cases.

One hundred and five cases of Tonsils and Adenoids were treated under the Education Committee's scheme.

#### ORTHOPÆDIC TREATMENT.

There has been no change in the arrangements from those described in the last report.

Thirty-three children attended the Orthopædic Clinic in 1936, of whom fourteen were discharged, cured or relieved.

The following table shows the number of Rawtenstall children, of school age, who attended the Orthopædic Clinic for treatment during the year ended 31st December, 1936.

Sex	Age	Diagnosis	Times attended Surgeon's day	Times attended ordinary Clinic
F.	10	Flat Feet .....	1	7
F.	12	Flat Feet .....	1	5
F.	6	Congenital Abnormality of Spine .....	1	—
M.	11	Infantile Paralysis Rt. Leg...	3	5
F.	7	Torticollis .....	2	1
	10	Pain in Left Ankle .....	3	14
M.	13	Old Double Congenital Club Foot .....	1	9
†M.	13	Little's Disease. Spastic Paraplegia .....	1	1
M.	13	Scoliosis .....	1	1
M.	6	Chronic Synovitis. Rt. Knee	4	—
F.	10	Distorted Toes .....	2	—
M.	9	Amputation Legs .....	2	—
M.	13	Varus and Valgus Feet .....	1	—
M.	12	Infantile Paralysis Rt. Leg..	1	—
F.	12	Flat Feet .....	2	6
F.	7	Congenital Absence of Lower part of Pectoralis .....	1	—
M.	9	Ganglion Great Toe .....	1	—
M.	8	Bursa over First Metatarsal.	1	—
F.	8	Still's Disease .....	2	—
M.	11	Infantile Paralysis .....	1	—
†F.	12	Slipping Patella .....	4	13
M.	13	Old T.E. Varus .....	2	7
M.	6	Curly Left Middle Toe.....	1	—
F.	11	C.D.H. Right .....	1	—
F.	13	Scoliosis .....	1	—
F.	10	Little's Disease .....	1	—
F.	13	Valgus Feet .....	2	1
M.	5	Genu Valgum .....	1	—
F.	5	Active A.P.M. .....	2	—
F.	14	Old T.B. Hip, Right .....	2	1
M.	10	Birth Palsy, Left Arm .....	1	3
M.	12	Schlatter's Disease .....	1	3
F.	5	Thickening of Left Middle Finger .....	1	1

† Admitted to Biddulph.

School children who have received treatment at Bid-  
diph Hospital during 1936.

Diagnosis.	Sex	Date admitted	Date Discharged
Little's Disease Slipping Patella	M.	22/11/35	Not yet discharged
	F.	16/10/36	29/5/36

#### ARTIFICIAL SUNLIGHT AND MASSAGE.

Fifteen children received treatment at the Greenfield  
Massage Centre, Haslingden, under arrangements made by  
the Workpeople's Hospital Fund, as follows:—14 cases  
U.V.L. and 1 case Massage.

In addition 5 children attending the Tuberculosis Dis-  
pensary have received ultra-violet ray treatment.

#### X-RAY TREATMENT OF RINGWORM.

No cases have been treated by X-Rays under arrange-  
ments made with Manchester Skin Hospital.

#### DENTAL CLINIC WORK—

	Inspections.	Re-inspect'ns	Totals.
General Anæsthetics...	—	1638	1638
Local Anæsthetics ....	—	1708	1708
<b>DENTAL—</b>			
Fillings .....	—	1106	1106
Special Inspections ...	3169	—	3169
Scalings .....	—	194	194
Dressings .....	—	69	69

Three Dental X-Rays have been taken.

#### OTHER AGENCIES PROVIDING TREATMENT.

THE WORKPEOPLE'S HOSPITAL FUND has proved of the  
utmost value in securing treatment of defects which cannot  
be dealt with under the Schemes of the Education Com-  
mittee. During the year the Workpeople's Fund has pro-  
vided treatment for 55 schoolchildren. As follows:—

Fractures, 9; Accidents, 9; Eye and Skin conditions, 4; Nose, Throat and Ear, 8; Hernia, 1; Appendicitis, 5; Various 19. The patients were treated at the following hospitals. Bury Infirmary, 37; Manchester Royal Infirmary, 1; Manchester Northern Hospital, 2; Victoria Hospital, Burnley, 3; Manchester Royal Eye Hospital, 1; Manchester Children's Hospital, 10; and Manchester Skin Hospital, 1. Twenty-eight of these were In-patients and twenty-seven Out-patients.

X-Ray photographs were taken in 35 cases at the Haslingden Massage Centre on recommends issued by the above fund.

## 8 INFECTIOUS DISEASES.

The following number of children of school age were notified suffering from the notifiable infectious diseases :—

	1934.	1935.	1936.
Scarlet Fever .....	32	6	18
Diphtheria .....	4	7	3
Acute Primary Pneumonia .....	2	5	5
Pulmonary Tuberculosis .....	1	0	0
Non-pulmonary Tuberculosis .....	3	1	2
Erysipelas .....	2	0	0
Cerebro Spinal Fever .....	0	0	1

No schools were closed during the year on account of infectious diseases.

A weekly return is made by the Head Teachers to the School Medical Officer of all children absent on account of infectious, suspected infectious disease or contact with such cases. The number of absentees notified by teachers on account of the non-notifiable infectious diseases or as contacts was as follows :

	1934.	1935.	1936.
Measles .....	727	641	136
Whooping Cough .....	244	265	104
Chicken Pox .....	136	118	41

## OPEN-AIR EDUCATION.

There is no Open-air School in the Borough. In response to enquiries, the head teachers of five schools report that playground classes have been held in suitable weather. From 11 schools reports of nature study, walks, etc., have been made. None of the Public Elementary Schools are provided with open-air classrooms.

## 10. PHYSICAL TRAINING.

There is no Area Organiser of Physical Training.

Attention has recently been focussed on the question of physical training. In order to carry out the syllabus of Physical Training and Organised Games satisfactorily the school must be equipped with an adequate and properly surfaced playground. In some schools the playgrounds are such that satisfactory Physical Training is impossible. In addition a gymnasium or inside assembly hall should be available for use in unsuitable weather. This appertains in but few of our schools.

The practice of the children changing into vests, shorts and gym shoes or other suitable attire as noted last year is slowly extending. This is all to the good and can be encouraged by the provision of suitable shoes, etc., for those who cannot afford to provide their own. The provision of shower baths in schools, where possible, for use after games is strongly recommended.

One of the best forms of physical training suitable for school children is swimming. There are no swimming baths in the Borough, and it has so far not been found possible to make arrangements for classes to be taken to baths outside the Borough. Thus one excellent form of physical training is denied to our children.

A special exercise class under the direction of the Orthopædic Nurse is held weekly at the Clinic, Kay Street, for remedial exercises for postural and other defects.

## 11. PROVISION OF MEALS.

During the year under review, the number of meals supplied was 77 dinners, and 6,165 bottles of milk ( $\frac{1}{3}$  pint).

The number of children especially examined with a view to the supply of nourishment was 43. There were also 56 re-inspections made for this purpose.

Details of the working of the scheme for the supply of nourishment in schools was given in last year's report. There have been no alterations in the scheme.

Children may be referred to the School Medical Officer by the Teachers, School Attendance Officers, Nurses or others, if they think that the child requires school meals, and these cases may be seen on any Tuesday morning at the Inspection Clinic, Kay Street. During the year 62 children have been so referred. Thirty-two children were recommended for milk once a day, twenty-one for milk twice daily and two for dinner. These children are re-examined at three monthly intervals.

The voluntary scheme for the supply of milk in schools at the reduced price of  $\frac{1}{2}$ d. per  $\frac{1}{3}$  pint has continued in operation in all schools during the year.

## 12. CO-OPERATION OF PARENTS, TEACHERS, &c.

The following table gives the number of parents attending with their children at Routine Medical Inspection.

	No. of children examined.	No. of parents present.	Percentage.
Entrants .....	317	252	79.5
8 years old .....	361	277	76.7
12 years old .....	297	149	50.1

The number of parents accompanying children at the Inspection, Orthopædic and other Special Clinics is very high.

Much assistance has been given by the Teachers who have provided the best accommodation in their power for

suitable rooms for medical inspection. There has been the closest co-operation between the School Medical Department and the School Attendance Officer to the benefit of each, and there has also been mutual assistance between our department and the Inspector of the N.S.P.C.C.

### 13. BLIND, DEAF, DEFECTIVE AND EPILEPTIC CHILDREN.

BLIND : Two girls are inmates at Henshaw's, Manchester and one girl at Fulwood, Preston. There are also two partially sighted children attending a Public Elementary School.

DEAF : One girl is an inmate of the Royal Cross School, Preston. Six partially deaf children attend a Public Elementary School.

MENTALLY DEFECTIVE : There were 9 children attending the Special School, Cloughfold, and 1 attending a Public Elementary School. Also there are five cases not attending any School and two attending other institutions.

During the year one case (female) has been notified by the L.E.A. to the Local Mental Deficiency Authority.

EPILEPSY : There are now no cases of severe epilepsy. There are two cases of slight epilepsy on the defects register.

### CLOUGHFOLD SPECIAL SCHOOL. No. 30015.

The number of scholars at the Special Day School for mentally retarded and defective children at Cloughfold Council School at the end of the year was 9 (4 girls and 5 boys). One child left school during the year, a girl. The children attending this School are drawn from all over the Borough, and reach it by 'bus, and remain there for the mid-day meal. A guide is provided by the Education Committee who accompanies some of the children from their homes to the School.

The School Medical Officer has made two Medical Inspections during the year. The Dentist has visited the

School on three occasions and six children received treatment at the Dental Clinic.

Arrangements were made during the year for the admission of Haslingden children to this School. The number of Haslingden children who are now in attendance is three.

#### 14. NURSERY CLASS.

There is a Nursery Class of 29 children at the Waterfoot Council School. A medical inspection of all children has been made during the year. The School Nurse visits fortnightly.

There is a waiting list for admission to this Class. Anyone who is sceptical about the value of the Nursery Class could with advantage pay a visit here where the children themselves will give the answer. There is a need for extending similar Nursery Classes to other parts of the Borough.

#### VACCINATION.

The vaccinal condition of children examined at the Routine Medical Inspections was as follows :—

Entrants .....	10.4%
Intermediates .....	19.1%
Leavers .....	20.2%

The percentage of children vaccinated has steadily declined during recent years.

#### EMPLOYMENT OF CHILDREN.

During 1936, 25 school children were examined by the School Medical Officer. All the applicants were boys.

The certificates of fitness were desired as follows :—

- (a) Newspaper delivery on 19 occasions.
- (b) Grocery delivery on 4 occasions.
- (c) Milk on 2 occasions.

No serious defects were found in any of the children and no application was refused. Minor defects discovered received appropriate treatment.

## HEALTH EDUCATION.

Lecture demonstrations have been given in the Schools by lecturers from the Dental Board of the United Kingdom. In some Schools talks have been given to the girl "leavers" by a School Nurse on the question of general personal hygiene.

The acquisition of a portable cinema (talkie) has enabled films of health subjects and elementary physiology to be shown in some Senior Schools. This form of health propaganda can be extended in the Schools with advantage.

## DEATHS OF CHILDREN OF SCHOOL AGE DURING 1936.

### REGISTERED DEATHS.

Sex.	Age.	Cause of Death.
Male	6 yrs.	1a. Toxic Vomiting and Collapse. b. Acute Hepatitis.
Male	14 yrs.	1a. Acute Pneumonia.
Male	12 yrs.	1a. Acute Rheumatism.
Female	14 yrs.	1a. Miliary Tuberculosis.
Female	12 yrs.	1a. General Peritonitis. b. Acute Appendicitis.

### CONCLUSION.

Once again there has been an increase in the work done by the School Medical Department. The statistics in the tables and in the body of the report are an indication of the scope of the work and the necessity for the maintenance of a Complete Medical Service of ascertainment and treatment of the defects prevalent during school life.

My thanks are due to the Secretary of Education for his co-operation with the School Medical department and to the Staff for their work and assistance during the year.

I would also like to be permitted to express my thanks to the Chairman and Members of the Education Committee for their continued support during the year.

I am, Ladies and Gentlemen,

Your obedient Servant,

K. KNIGHT WOOD,

*School Medical Officer.*

BOARD OF EDUCATION TABLES.

MEDICAL INSPECTION RETURNS.

Year ended 31st December, 1936.

TABLE 1.

MEDICAL INSPECTIONS OF CHILDREN ATTENDING PUBLIC ELEMENTARY SCHOOLS.

A.—ROUTINE MEDICAL INSPECTIONS.

Number of Inspections in the prescribed Groups—	
Entrants .....	317
Second Age Group .....	361
Third Age Group .....	297
	Total..... 975
Number of other Routine Inspections .....	Nil
	Grand Total.. 975

B.—OTHER INSPECTIONS.

Number of Special Inspections .....	605
Number of Re-Inspections .....	1063
	Total..... 1668

C.—CHILDREN FOUND TO REQUIRE TREATMENT.

Number of individual children found at Routine Medical Inspection to Require Treatment (excluding Defects of Nutrition, Uncleanliness and Dental Diseases).

GROUP. (1)	For Defective Vision (Excluding Squint). (2)	For all Other Conditions in Table IIa. (3)	TOTAL. (4)
Entrants	5	65	64
Second Age Group	18	54	69
Third Age Group	43	33	76
Total (Prescribed Groups)	66	152	209
Other Routine Inspections	—	—	—
Grand Total	66	152	209

TABLE II.

A.—Return of Defects found by Medical Inspection

Defect or Disease.  (1)	Routine Inspections No. of Defects.		Special Inspections No. of Defects.		
	Requir'g treatm't  (2)	Requir'g to be kept under observ't'n but not requiring treatm't  (3)	Requir'g treatm't  (4)	Requir'g to be kept under observ't'n but not requiring treatm't  (5)	
Skin {	(1) Ringworm—Scalp .....	1	8		
	(2) .. Body .....		5		
	(3) Scabies .....		8		
	(4) Impetigo .....	6	19		
	(5) Other Diseases (Non-Tuberculous) .....	9	1	16	4
TOTAL (Heads 1 to 5)		16	1	56	4
Eye {	(6) Blepharitis .....	2	8		
	(7) Conjunctivitis .....		3		
	(8) Keratitis .....				
	(9) Corneal Opacities .....				
	(10) Other Conditions (excluding Defective Vision and Squint) .....	1		3	
TOTAL (Heads 6 to 10)		3		14	
Eye {	(11) Defective Vision (excluding Squint) .....	63	34	125	26
	(12) Squint .....	13		12	2
Ear {	(13) Defective Hearing .....	1	1	6	4
	(14) Otitis Media .....	5	1	6	
	(15) Other Ear Diseases .....		5	14	2
Nose and Throat {	(16) Chronic Tonsillitis only ...	26	105	38	32
	(17) Adenoids only .....	1	3	5	1
	(18) Chronic Tonsillitis and Adenoids .....	48	2	39	28
	(19) Other Conditions .....	2		4	8
(20) Enlarged Cervical Glands (Non-Tuberculous) .....	2	25	11	7	
(21) Defective Speech .....	3	4		1	
Heart and Circulation {	Heart Disease :				
	(22) Organic .....	1	2	2	1
	(23) Functional .....		3		3
	(24) Anaemia .....	1	6	1	2

TABLE II.—Continued.

Defect or Disease. (1)	Routine Inspections No. of Defects.		Special Inspections No. of Defects.	
	Requiring treatment (2)	Requiring to be kept under observat'n but not requiring treatment (3)	Requiring treatment (4)	Requiring to be kept under observat'n but not requiring treatment (5)
Lungs { (25) Bronchitis .....	3	7	2	7
(26) Other Non-Tuberculous Diseases .....	1			
Pulmonary :—				
(27) Definite .....				
(28) Suspected .....				
Tuber- culosis { Non-Pulmonary :—				
(29) Glands .....	1	2	2	
(30) Bones and Joints .....				
(31) Skin .....				
(32) Other Forms .....				
TOTAL (Heads 29 to 32)	1	2	2	
Nervous System { (33) Epilepsy .....				
(34) Chorea .....			2	
(35) Other Conditions .....	4	5	6	2
Deformities { (36) Rickets .....		8		1
(37) Spinal Curvature .....			3	
(38) Other Forms .....	4	1	37	
(39) Other Defects and Diseases (exclud- ing Uncleanliness and Dental Diseases .....	20	2	40	46
Total.....	218	217	425	180

TABLE II.—Continued.

B.—Classification of the Nutrition of Children Inspected during the Year in the Routine Age Groups.

Age-Groups.	Number of Children Inspected	A (Excellent)		B (Normal)		C (Slightly Sub-Normal)		D (Bad).	
		No.	%	No.	%	No.	%	No.	%
Entrants	317	51	16.09	226	71.30	40	12.61	—	—
Second Age-group	361	74	20.5	231	63.99	54	14.96	2	0.55
Third Age-group	297	82	27.61	183	61.62	30	10.10	2	0.67
Other Routine Inspections	—	—	—	—	—	—	—	—	—
TOTAL	975	207	21.23	640	65.64	124	12.72	4	0.41

TABLE III.

RETURN OF ALL EXCEPTIONAL CHILDREN IN THE AREA.

CHILDREN SUFFERING FROM MULTIPLE DEFECTS.

Number of children suffering from above defects .....Nil

BLIND CHILDREN.

At Certified Schools for the Blind.	At Public Elementary Schools.	At Other Institutions.	At no School or Institution.	Total.
3	—	—	—	3

PARTIALLY SIGHTED CHILDREN.

At Certified Schools for the Blind.	At Certified Schools for the Partially Blind.	At Public Elementary Schools.	At Other Institutions.	At no School or Institution.	Total.
—	—	2	—	—	2

DEAF CHILDREN.

At Certified Schools for the Deaf.	At Public Elementary Schools.	At Other Institutions.	At no School or Institution.	Total.
1	—	—	—	1

PARTIALLY DEAF CHILDREN.

At Certified Schools for the Deaf.	At Certified Schools for the Partially Deaf.	At Public Elementary Schools.	At Other Institutions.	At no School or Institution.	Total.
—	—	6	—	—	6

TABLE III.—Continued.

MENTALLY DEFECTIVE CHILDREN.  
Feeble-Minded Children.

At Certified Schools for Mentally Defective Children.	At Public Elementary Schools.	At Other Institutions.	At no School or Institution.	Total.
9	1	2	5	17

EPILEPTIC CHILDREN.  
Children Suffering from Severe Epilepsy.

At Certified Special Schools.	At Public Elementary Schools.	At Other Institutions.	At no School or Institution.	Total.
—	—	—	—	—

PHYSICALLY DEFECTIVE CHILDREN.

A.—TUBERCULOUS CHILDREN.

I.—Children Suffering from Pulmonary Tuberculosis.  
(Including pleura and intra-thoracic glands.)

At Certified Special Schools.	At Public Elementary Schools.	At Other Institutions.	At no School or Institution.	Total.
—	—	—	—	—

II.—Children Suffering from Non-Pulmonary Tuberculosis.  
(This category should include tuberculosis of all sites other than those shown in (I) above.)

At Certified Special Schools.	At Public Elementary Schools.	At Other Institutions.	At no School or Institution.	Total.
—	14	2	—	16

TABLE III.—Continued.

B.—DELICATE CHILDREN.

At Certified Special Schools.	At Public Elementary Schools.	At Other Institutions.	At no School or Institution.	Total.
—	47	—	—	47

C.—CRIPPLED CHILDREN.

At Certified Special Schools.	At Public Elementary Schools.	At Other Institutions.	At no School or Institution.	Total.
I	12	—	—	13

D.—CHILDREN WITH HEART DISEASE.

At Certified Special Schools.	At Public Elementary Schools.	At Other Institutions.	At no School or Institution.	Total.
—	6	—	—	6

Statement of the number of Children Notified during the year ended 31st December, 1936, by the Local Education Authority to the Local Mental Deficiency Authority.

Children incapable of receiving benefit or further benefit from instruction in a Special School :

Imbeciles ..... Girls 1. Boys Nil.

Total number of children notified ..... I

TABLE IV.

## TREATMENT TABLE.

GROUP I.—MINOR AILMENTS (excluding Uncleanliness, for which see Group VI.).

Disease or Defect.  (1)	Number of Defects treated, or under treatment during the year.		
	Under the Authority's Scheme. (2)	Otherwise. (3)	Total. (4)
SKIN—			
Ringworm-Scalp—			
(i.) X-Ray Treatment .....	—	—	—
(ii.) Other ,	7	1	8
Ringworm-Body .....	13	—	13
Scabies .....	9	—	9
Impetigo .....	60	—	60
Other skin disease .....	29	1	30
MINOR EYE DEFECTS—			
(External and other, but excluding cases falling in Group II.) .....	32	1	33
MINOR EAR DEFECTS .....	124	3	127
MISCELLANEOUS—			
(e.g., minor injuries, bruises, sores, chilblains, etc.) .....	327	34	361
TOTAL .....	601	40	641

GROUP II. DEFECTIVE VISION AND SQUINT (excluding Minor Eye Defects treated as Minor Ailments.—Group I.).

	No. of Defects dealt with.		
	Under the Authority's Scheme.	Otherwise.	Total.
ERRORS OF REFRACTION (including squint) .....	146	—	146
Other defect or disease of the eyes (excluding those recorded in Group I) .....	1	—	1
Total.....	147	—	147
	Under the Authority's Scheme.	Otherwise.	Total.
No. of Children for whom spectacles were			
(a) Prescribed .....	146	—	146
(b) Obtained .....	55	63	118

GROUP III. TREATMENT OF DEFECTS OF NOSE AND THROAT.

NUMBER OF DEFECTS.

Received Operative Treatment												Received other forms of Treatm't.	Total No. Treated.
Under Authority's Scheme—Clinic or Hospital.				By Private Practitioner, or Hospital, apart from the Authority's Scheme.				Total.					
1				2				3				4	5
(i)	(ii)	(iii)	(iv)	(i)	(ii)	(iii)	(iv)	(i)	(ii)	(iii)	(iv)		
—	—	105	—	—	—	4	1	—	—	109	1	—	110

GROUP IV.—ORTHOPAEDIC AND POSTURAL DEFECTS.

	Under the Authority's Scheme.			Otherwise.			Total number treated.
	(1)			(2)			
	Residential treatment with education. (i)	Residential treatment without education. (ii)	Non-residential treatment at an orthopaedic clinic. (iii)	Residential treatment with education. (i)	Residential treatment without education. (ii)	Non-residential treatment at an orthopaedic clinic. (iii)	
Number of children treated.	2	—	33	—	3	7	45

(1) Number of children inspected by the Dentist

(a) Routine age-groups

AGE	5	6	7	8	9	10	11	12	13	14	TOTAL
Number	304	316	297	312	301	327	302	280	296	110	2935

(b) Specials ..... 255

(c) TOTAL (Routine and Specials) ..... 3190

(2) Number found to require treatment ..... 2627

(3) Number actually treated ..... 1972

(4) Attendances made by children for treatment ..... 2716

(5) Half-days devoted to :—

Inspection ..... 25

Treatment ..... 218

Total ..... 243

(7) Extractions :—

Permanent Teeth ..... 329

Temporary Teeth ..... 3017

Total ..... 3346

(8) Administrations of general anaesthetics for extractions ..... 660

(9) Other Operations :—

Permanent Teeth ..... 187

Temporary Teeth ..... 21

Total ..... 208

(6) Fillings :—

Permanent Teeth ..... 913


Temporary Teeth ..... 193


Total ..... 1106

GROUP VI.—UNCLEANLINESS AND VERMINOUS CONDITIONS.

(i.) Average number of visits per school made during the year by the School Nurses.....	7.7
(ii.) Total number of examinations of children in the Schools by School Nurses .....	6692
(iii.) Number of individual children found unclean .....	161
(iv.) Number of children cleansed under arrangements made by the Local Education Authority.....	None
(v.) Number of cases in which legal proceedings were taken :—	
(a) Under the Education Act 1921 .....	None
(b) Under School Attendance Byelaws .....	None







"FREE PRESS" OFFICE,  
RAWTENSTALL



