

**[Report 1905] / Medical Officer of Health, Preston (Union) R.D.C.**

**Contributors**

Preston (Lancashire, England). Rural District Council.

**Publication/Creation**

1905

**Persistent URL**

<https://wellcomecollection.org/works/b895dhxu>

**License and attribution**

You have permission to make copies of this work under a Creative Commons, Attribution license.

This licence permits unrestricted use, distribution, and reproduction in any medium, provided the original author and source are credited. See the Legal Code for further information.

Image source should be attributed as specified in the full catalogue record. If no source is given the image should be attributed to Wellcome Collection.



Wellcome Collection  
183 Euston Road  
London NW1 2BE UK  
T +44 (0)20 7611 8722  
E [library@wellcomecollection.org](mailto:library@wellcomecollection.org)  
<https://wellcomecollection.org>

PRESTON  
RURAL DISTRICT COUNCIL.

---

ANNUAL REPORT

OF THE

MEDICAL OFFICER OF HEALTH,  
1905.

---

PRESTON:  
PRINTED BY EDWARD AMBLER, 186, LANCASTER ROAD.  
1906.



Digitized by the Internet Archive  
in 2018 with funding from  
Wellcome Library

TO THE CHAIRMAN AND MEMBERS OF THE  
PRESTON RURAL DISTRICT COUNCIL.

---

Gentlemen,

I have once more the pleasure of presenting for the information of this Council my Annual Statement bearing on the public health, and general sanitary condition of the Preston Rural District.

I may here briefly state that in reviewing the year 1905 as your Medical Officer of Health, I have the gratification to record a very steady and general advancement of the sanitary principles which combine to raise to a most satisfactory standard the surroundings amidst which the population at present live.

**Some remarks respecting Epidemic Invasions  
during the year 1905.**

Speaking generally there has been a very marked decline in the incidence of serious Zymotic outbreaks during 1905, and had it not been for the persistent prevalence of Scarlet Fever the year would have practically constituted a record.

**Measles.**

I had one Epidemic of Measles to cope with; this occurred at Much Hoole in July. I considered it necessary to advise the discontinuance of school attendance. This was effected by the closing of Much Hoole School from 7th June to 16th June. When a comparison is made respecting the incidence of Measles in 1904 and 1905, it is interesting to note how free the district has been from this disease during 1905. In April, I received a communication from the School Mistress in charge of Howick School informing me that a number of children attending the School were suffering from some form of infectious ailment. I at once visited the School on April 7th, and found the illness prevailing to be Mumps. Under the circumstances I considered the exclusion of infected children to be a sufficient step to adopt. My instructions having been acted on, the epidemic soon subsided altogether some thirty children contracted and suffered from this disease.

During November, New Longton School was infected with a severe outbreak of "sore throat." My attention was drawn to this fact through a notification of a case of Membranous Croup, in a child aged 4 years, who had been attending this School. I made a special inspection of the infant class, and I further visited several children who were absent from school through illness. These I invariably found to be complaining of throat trouble, but in no instance did I discover any indication of Diphtheria as demonstrated by membranous exudation on the throat. I took four swabs from the throats of those cases I considered most aggravated, and submitted these to bacteriological examination. In one case the Report furnished stated that the bacillus associated with Diphtheria was demonstrated, and in the remaining three, the results were negative. Undoubtedly this sore throat outburst was Diphtheritic in character but of so attenuated a nature that the resistive power of the robust country children succeeded in overpowering it. I paid several visits to this school so as to keep an attentive watch on the course this epidemic would take, but after a few weeks the whole matter cleared up perfectly.

#### **Scarlet Fever.**

Scarlet Fever was ever present throughout the year with the exception of the month of January. I had no necessity to recommend School closure in any one instance, yet the wide prevalence of this disease involved considerable anxiety. I have not the slightest hesitation in saying that had it not been for the marked activity of Mr. Ashcroft, your Inspector of Nuisances, the district would have been enveloped in more than one serious eruption of this disease.

Some 74 children contracted Scarlet Fever, and 70 families were involved together with 10 Townships. The incidence of the illness appears to have centred in the localities South of the Ribble.

#### **Whooping Cough.**

I have no means at my disposal of placing on record the number of cases of a non-notifiable disease, and Whooping Cough is placed in this category. During the early months of the year this disease prevailed to a considerable extent in the townships of Farington and Longton.

#### **Typhoid Fever.**

Eight cases of Typhoid Fever were notified involving 5 Townships, viz.: Much Hoole, Longton, Cottam, Ribchester,

and Farington ; this is a distinct improvement on the preceding year, when 13 cases came under notice. I feel very confident of this fact, that, with a continued advancement of sanitary improvements such as are now being undertaken, and carried out by this Council, Typhoid Fever is a disease which should not long exist amongst us.

### Diphtheria and Membranous Croup.

Only 4 cases of Diphtheria were under observation, and are debited to the following Townships :—Penwortham, 2 ; Farington, 1 ; Longton, 1.

### Smallpox

It will be remembered that in my Report for 1904 I stated that Smallpox had broken out at Dutton on the 24th December. On the 7th January I received by wire from Dr. Patchett of Ribchester, conveying the information that another case of this disorder had occurred in the same house. I at once went to Dutton, and the infected person was removed the same evening to the Smallpox Hospital at Elswick. I am very gratified to state that this constituted the only incursion of Smallpox reported throughout the year. This may be considered fortunate, for although the number of people who contracted and suffered from Smallpox in the Administrative County of Lancaster in 1905 was less by 154 than the preceding year, yet the 251 people attacked by Smallpox in 1905 proved very conclusively that this filthy and loathsome disease had still considerable foothold, and the danger of further dissemination by no means past. I here insert a Table giving a quarterly return of the invasion of the County of Lancaster by Smallpox during the year 1905.

First Quarter	-	131 cases	-	9 deaths
Second Quarter	-	75 cases	-	3 „
Third Quarter	-	7 cases	-	0 „
Fourth Quarter	-	38 cases	-	0 „

It will be noticed that after a marked subsidence in the third quarter, the three months ending December produced some 38 attacks. This is a very urgent warning that we have not yet reached the end of Smallpox outbreaks which for a few years past have maintained a persistency in the County of Lancaster which is most unsatisfactory.

### Chicken Pox.

Some few families residing in the township of Farington suffered from Chicken Pox, in November I feel sure that

more cases existed than I became aware of. Generally, parents take little notice of their children having this disease, and, unless it is of an exceptionally severe type, the affected children are allowed to go to School and play with their companions just as usual. Dr. Patchett of Ribchester kindly reported to me 4 cases of this disorder occurring at Ribchester in December. Ever since Smallpox became so to speak endemic Chicken Pox has assumed a similar character. Of course it has been long known that these diseases are usually associated with one another.

### **Phthisis.**

It is now thoroughly recognized, that, to a great extent Phthisis is a preventable disease and one would have inclined to the view that, this being so, strenuous efforts would have been made to reduce the mortality due to this lesion. For some years past, I, through the medium of this Report, threw out a suggestion that if cases of Phthisis were notified to me as Medical Officer of Health, I would do all I could to reduce the risk of the further spreading of the malady.

### **Cerebro Spinal Fever.**

The letter and memorandum issued by the Local Government Board dated respectively the 24th August, 1905, and July, 1905, bearing on the danger of epidemic Cerebro Spinal Fever were duly received by me. The prevalence of this disease in Central Europe and America appears to excite the belief that there might be a possibility of Cerebro Spinal Fever developing in England. Never during my tenure of Office as Medical Officer of Health has a single case of this fever come under my observation.

During the year 1905 the number of outbreaks of infectious ailments has somewhat decreased when compared with the preceding year. In 1904 there were 330 cases in 221 families, whereas for the period under review there were only 129 cases infecting 112 households. Had it not been for the persistency of Scarlet Fever and one epidemic of Mesles only 22 cases of other Zymotics would have been brought under notice. Altogether I had sent to me 74 Certificates under the Infectious Diseases Notification Act. The table here given sets forth the cases duly notified in conjunction with irruptions of infectious ailments ascertained by myself or the Inspector of Nuisances.

No.	Date.	Locality.	Disease.	No. of Houses Infected.	No. of Cases.
	1905.				
1	Jan. 7	Dutton ..	Small Pox ...	1	1
2	" 2	Penwortham ...	Erysipelas ...	1	1
3	" 10	Cottam ...	Typhoid Fever	1	1
4	" 15	Penwortham ...	Erysipelas ...	1	1
5	Feb. 3	Samlesbury ...	Scarlet Fever ..	1	1
6	" 18	Penwortham ...	Erysipelas ...	1	1
7	Mar. 14	Whittingham ...	Scarlet Fever ..	1	2
8	" 23	Grimsthorpe ...	Scarlet Fever ...	1	1
9	April 4	Penwortham ...	Diphtheria ...	1	1
10	" 5	Penwortham ...	Scarlet Fever ...	1	1
11	May 13	Penwortham ...	Puerperal Fever	1	1
12	" 26	Whittingham ...	Scarlet Fever ...	1	1
13	June 6	Samlesbury ...	Scarlet Fever ...	1	1
14	" 16	Longton ...	Typhoid Fever	1	1
15	July 3	Grimsthorpe ..	Scarlet Fever...	1	1
16	" 4	Much Hoole ...	Measles ...	39	50
17	" 11	Whittingham ...	Scarlet Fever...	1	1
18	" 19	Ribchester ...	Typhoid Fever	1	1
19	" 20	Samlesbury ...	Scarlet Fever...	1	1
20	" 30	Much Hoole ...	Scarlet Fever...	1	1
21	Aug. 2	Much Hoole ...	Scarlet Fever...	1	1
22	" 8	Longton ...	Erysipelas ...	1	1
23	" 21	Penwortham ...	Scarlet Fever...	1	1
24	" 23	Dutton ...	Scarlet Fever...	1	1
25	" 26	Dutton ...	Scarlet Fever ..	1	1
26	Sept. 1	Farington ..	Typhoid Fever	1	1
27	" 6	Walmer Bridge	Scarlet Fever...	1	1
28	" 10	Walmer Bridge	Typhoid Fever	1	1
29	" 13	Dutton ...	Scarlet Fever...	1	1
30	" 14	Ribchester ...	Typhoid Fever	1	1
31	" 19	Longton ...	Scarlet Fever...	1	1
32	" 20	Goosnargh ..	Scarlet Fever...	1	1
33	" 25	Longton ...	Scarlet Fever...	1	1
34	" 26	Longton ...	Erysipelas ...	1	1
35	" 26	Ribchester ...	Scarlet Fever...	1	1
36	" 27	Walmer Bridge	Scarlet Fever...	1	1
37	" 27	Dutton ...	Scarlet Fever...	1	2
38	Oct. 3	Dutton ...	Scarlet Fever...	1	1
39	" 9	Farington ...	Erysipelas ...	1	1
40	" 11	Samlesbury ...	Scarlet Fever ..	1	1
41	" 11	Ribchester ...	Scarlet Fever ..	1	1
42	" 16	Longton ..	Scarlet Fever...	1	2

No.	Date.	Locality.	Disease.	No. of Houses Infected.	No. of Cases.
43	Oct. 20	Walmer Bridge	Scarlet Fever ..	1	1
44	" 20	Longton ...	Scarlet Fever..	1	1
45	" 20	New Longton ..	Diphtheria ...	1	1
46	" 21	Farington ...	Puerperal Fever	1	1
47	" 21	Farington ...	Scarlet Fever...	1	1
48	" 24	Little Hoole ...	Scarlet Fever...	1	2
49	" 24	Longton ...	Scarlet Fever .	1	1
50	" 24	Samlesbury ...	Scarlet Fever...	1	1
51	" 27	Little Hoole ...	Scarlet Fever...	1	1
52	" 28	Catforth ...	Scarlet Fever...	1	1
53	" 29	Samlesbury ...	Scarlet Fever .	1	1
54	" 30	Little Hoole ...	Scarlet Fever...	1	1
55	" 30	Longton ...	Scarlet Fever...	1	1
56	" 31	Walmer Bridge	Typhoid Fever	1	1
57	Nov. 4	Walmer Bridge	Scarlet Fever...	1	1
58	" 8	Walmer Bridge	Scarlet Fever...	1	1
59	" 10	Dutton ...	Scarlet Fever...	1	1
60	" 15	Little Hoole ...	Scarlet Fever...	1	1
61	" 15	Little Hoole ...	Typhoid Fever	1	1
62	" 19	Farington ...	Diphtheria .	1	1
63	" 20	Longton ..	Scarlet Fever...	1	1
64	" 25	Longton ...	Scarlet Fever...	1	1
65	Dec. 1	Longton ...	Scarlet Fever...	1	1
66	" 4	Ribchester ...	Chicken Pox ...	2	4
67	" 6	Ribchester ...	Scarlet Fever...	1	1
68	" 12	Penwortham ...	Scarlet Fever...	1	1
69	" 13	Samlesbury ...	Scarlet Fever...	1	1
70	" 17	Longton ...	Scarlet Fever...	1	1
71	" 23	Penwortham ...	Erysipelas ...	1	1
72	" 27	Penwortham ...	Diphtheria ...	1	1
73	" 27	Penwortham ...	Scarlet Fever...	1	1
Total ...				112	129

I had occasion to recommend the prosecution of a man who had contracted and suffered from Scarlet Fever, who after being duly warned exposed himself to the public danger. A conviction was obtained. I need scarcely say how unpleasant it was to institute such an action, but in the face of the honest discharge of the responsibility cast on a Medical Officer of Health, I am afraid there was no other course open.

### Infectious Hospitals.

#### The Fylde, Preston, Garstang, and Joint District Small Pox Hospital.

The permanent buildings of this Joint Hospital have, up to now, not been taken into use, authority has been obtained to borrow the money necessary for the furnishing. The portable Hospital appears to have met all requirements.

#### Preston, Fulwood, and Longridge Hospital for Infectious Diseases.

The Preston, Fulwood and Longridge Hospital for Infectious Diseases is now complete, so far as the building is concerned, but the furnishing has still to be carried out. The intention was to open the Hospital in April last, but owing to unforeseen circumstances this could not be carried out. A Medical Officer and Matron have been appointed and it is anticipated that the Hospital will be ready for the reception of patients in the near future.

### Sanitary Condition of the District in 1905.

It is undeniable that this Council is very earnest in desiring the advancement of sanitation within the area embraced in this Rural District. Year by year large sums of money are spent in carrying out schemes of sewerage and sewage disposal. The extension of water supplies to different localities, where the dangers and difficulties in obtaining water to meet absolute requirements was keenly felt has received much attention. Scavenging and the general supervision of local surroundings have not been neglected. Although much has been done, yet there remains a considerable residuum to merit the attention of this Council. We now live in the days when everyone complains of the burden of increasing rates. "Are we getting value for the money expended" appears to be the question which now requires to be answered; so far as the advancement of sanitation is concerned, and seeing that this science enables the people to live surrounded by healthful conditions, I say without the smallest hesitation, that ample reward must follow such hygienic advancement, and for the money spent in this direction excellent value is obtained.

I have again to place on record the advantages conferred on the localities served by Parochial Committees. The carrying out of the scavenging within these areas appears to be fairly satisfactory. I would again impress upon the

members of these Parochial bodies the absolute necessity of seeing that the Contractors perform their stipulated duties with regularity. It is scarcely necessary to mention that tardiness in clearing away the contents of pails and receptacles for ashes and refuse stultifies the whole system. The suppression of the deep and wet ashpit should be carried out with a relentless hand, not one of these structures should be allowed to exist where they are to the slightest degree sunk below the ground level. I once more appeal to the five Parochial Committees, to endeavour to carry out the suggestions I made in my last Annual Report as to the adoption of portable galvanized receptacles for ashes and refuse in conjunction with the pail system. This may entail a small increase in expenditure, and it also necessitates a greater number of visits from the Scavenger, but to my mind the improvement and safety conferred on the residents amply compensates for this outlay. The nuisance caused by the sewage from the dwellings situate at Ashton Bank, flowing on to Preston Marsh has been remedied; four septic tanks have been constructed, and the results given by this process have up to the present proved satisfactory.

#### **Sewerage and Sewage Disposal Works, Grimsargh.**

I alluded in my last Annual Report to the fact that the firm of Messrs. Myres, Veevers, & Myres submitted a less costly scheme for dealing with the sewage of Grimsargh; this was accepted and proceeded with. Briefly, the works consist of a screen, distributing chamber, two covered septic tanks constructed in masonry and concrete 25ft. by 10ft. by 6ft. deep; two bacteria beds 20ft. in diameter, and 6ft. deep sludge lagoon, manholes, carriers, valves, &c. I have little doubt but that these works, in a little time, will yield very satisfactory results. Grimsargh has of late years become somewhat of a residential locality. A considerable number of houses of the villa type have been erected, and, from time to time, continue to be put up. Under the circumstances this increased accommodation for the treating of sewage was very necessary.

#### **Longton.**

The provision of a scheme for dealing with the sewerage and sewage disposal of Longton and a portion of the Township of Little Hoole has been receiving attention. Levels have been taken in both Longton and Little Hoole, and Messrs. Myres, Veevers, & Myres have prepared a detail of how they consider it best to approach this undertaking. I have year by year advised that this area should be sewered. There can be

no doubt as to the growth of this Township. During the year to which this Report refers 37 dwelling houses were built; in 1904, 22 houses were constructed. I have no desire to prematurely hasten the outlay of a large sum of money, and no one is more cognizant than I am that when this work is undertaken it must involve a considerable amount of capital. I further acknowledge that the whole question needs most careful consideration. The dealing with a somewhat scattered area, lends difficulty, and means expense, and I am quite content to leave this matter with the Council knowing that the subject will receive the earnest consideration it merits.

#### **Ribchester.**

In consequence of the unsatisfactory results obtained from the sewage plant at Ribchester it was determined to enlarge and reconstruct these works. An enquiry was held at Ribchester on the 4th May asking the Local Government Board to sanction the borrowing of £400 to carry out the proposed improvements. This sanction has now been obtained. The alterations consist of the construction of a larger settling tank, a storm outlet in the present tool house, the conversion of the clarifier chamber into a storm outlet settling tank, and the excavation of the irrigation ground to a slightly lower level. Messrs. Myres, Veevers & Myres are at present working upon the necessary plans and the works will be carried out in the course of the coming summer.

#### **Farington.**

The system of sewage treatment installed at Farington appears to meet the requirements of the Township; as to the improvement of the sanitary condition as a result of these works there cannot be the smallest doubt.

#### **Penwortham.**

It is with considerable satisfaction I record the fact that we are within reasonable distance of having the sewerage and sewage disposal works for Penwortham completed. I have from year to year as your Medical Officer of Health brought the necessity of such a scheme under notice. Penwortham stands in the van as an increasing Township, and with the convenience of the Borough of Preston Electric Tram system which now runs to the Preston side of Penwortham Bridge it may be looked upon as certain that the Middleforth portion of Penwortham will rapidly increase. Forty one houses have been erected during the year, and there is nothing now to retard the further development of Middleforth. To those who

desire to live close to town and at the same time to enjoy the surroundings of the pretty country, Penwortham offers exceptional advantages. An excellent water supply is available, and when to this is added sewerage and scavenging coupled with a general supervision by the Medical Officer of Health and Inspector of Nuisances the sanitation of Penwortham may be accepted as fairly complete.

Complaint was made during the summer that sewer gas issuing from the manholes at Farington and Ribchester was proving a source of grave inconvenience and a nuisance. Undoubtedly during the dry weather this distribution of sewer gas is not pleasant. I visited and inspected both these townships, and I advised the Council in both instances to close the manholes in the positions where the greatest cause of complaint existed and to erect ventilating shafts. This was done and has acted perfectly.

#### **Water Supplies. (Ribchester.)**

From time to time I have brought to notice the want of a water supply at Ribchester. On several occasions the Council have devoted their attention to this important matter, but unfortunately from one cause or another the proposal to place at the disposal of the inhabitants of Ribchester a pure and adequate water supply has not developed. It is however very satisfactory to know that this important matter has not been lost sight of, Messrs. Myres, Veevers & Myres have the subject in hand. There is every prospect that a sufficient and most suitable supply can be obtained, and I do urge that the necessities of the circumstances demand prompt attention. The shallow wells in Ribchester Village, from which the water for drinking purposes is drawn, are from their situation and surroundings a menace to the public health of the village.

#### **Samlesbury.**

On the 25th May an enquiry was held at Samlesbury by Col. A. G. Durnford, R.E., respecting the application to borrow £6,500 for works of water supply in the Township of Samlesbury and Cuerdale. Power has been given by the Local Government Board to borrow the necessary money, and to construct these works. The supply will be obtained from the Manchester Corporation's Thirlmere Main, which will be tapped in the first instance just West of the Five-barred Gate Inn for the purpose of giving water to Mellor Brook, Nab's Head, Samlesbury Hall, Myerscough Smithy, New Hall, and on to Samlesbury Vicarage. Another connection with the Manchester pipes will be made near

Stanley Grange. From this point the mains will distribute water to Samlesbury Bottoms and along Roach Road. The pipes for the undertaking are on order, and the firm of Messrs. Myres, Veevers & Myres who are superintending the works, inform me that the completion may be looked for about the middle of 1906. Practically all the houses in Samlesbury can have a supply, and nine in the Township of Cuerdale.

#### Farington (North Ward).

In my Statement to this Council for 1904, I gave a detailed account as to the proposal and application to borrow money to supply the North Ward of Farington with Water. At the close of 1905, this scheme was practically complete, all the mains having been laid in Coot Lane, Farington Lane, and as far as the Railway Bridge in Fowler Lane. It is anticipated that water will be ready for distribution on an early date in 1906. I look on the completion of this undertaking with the greatest satisfaction. The inconvenience and danger to which certain portions of the area now to be supplied with water were subjected, have been frequently commented on by me.

The number of houses receiving a water supply from the Fulwood Urban District Council shews an increase which indicates that the distribution of water within the District is serving a useful purpose, and is popular. The premises taking water from this source were 407 in 1904, the figures for 1905 are 421. I here insert a Table which deals with the past seven years.

Townships.	1899	1900	1901	1902	1903	1904	1905
Grimsargh ...	51	61	63	70	70	70	73
Whittingham	51	52	53	53	54	80	85
Broughton ...	98	105	107	113	117	122	127
Haighton ...	24	25	28	28	31	31	31
Goosnargh ...	34	34	34	34	34	34	34
Ingol .....	7	8	12	12	12	12	12
Barton .....	1	2	2	27	33	33	34
Cottam .....	...	...	...	1	2	22	22
Elston .....	...	...	...	...	...	3	3
Totals...	266	287	299	338	353	407	421

The townships south of the Ribble are now in an excellent position so far as water supply is concerned, and the general distribution is a matter of great importance. It will be gathered from the table I now give that out of 1,596 inhabited houses in these Townships 1,516 have water laid on.

Townships.	Houses supplied, 1903.	Inhabited Houses, 1903.	Houses supplied, 1904.	Inhabited Houses, 1904.	Houses supplied, 1905.	Inhabited Houses, 1905.
Penwortham ...	633	663	666	695	701	730
Howick ...	22	22	22	22	22	22
Hutton ...	74	86	74	86	76	86
Longton ...	428	456	440	470	460	490
Much Hoole ...	136	146	137	146	137	146
Little Hoole ...	117	120	118	120	120	122
Total ...	1,410	1,493	1,457	1,539	1,516	1,596

I have to report the extension of water mains in the Townships South of the Ribble as follows:—Longton, 126 yards of 3in. main, 646 yards of 2in. main, and 70 yards of 1½in. main; Penwortham, 87 yards of 3in. main, 70 yards of 2in. main; Hutton, 266 yards of 1¼in. main; Little Hoole, 134 yards of 2in. main and 350 yards of 1½in. main. Nothing further has been done to extend the water supply to Lea and Cottam, nor, as matters now stand, can I see any available means to supply this want. I regret this exceedingly.

The vast improvement in the matter of water supplies provided in the Townships comprised in this Rural District is very marked, and redounds to the credit and energy of the Council, yet there are those who form part of this community who will use water of a most suspicious character or put themselves to great inconvenience to obtain a sufficiency of water to meet their daily wants, sooner than part with a little money in the shape of a water rate. If the action of these people only affected their own households I would not complain, but in more than one instance their refusal to take water and pay for it has debarred others who were desirous of having this convenience.

The Table here given indicates some of the work done by Mr. Ashcroft, your Nuisance Inspector. In a wide area such as the Preston Rural District these figures give a poor idea of the work performed by this Officer.

Description of Nuisances.	No.
Houses Disinfected .....	68
Notices served to abate Nuisances .....	93
Defective Drainage of Houses, &c. ... ..	43
Defective Closets, Bogs being wet and deep	56
Dilapidated Property .....	1
Polluted Water Supplies .....	16
General Nuisances .....	20
Cows died from Anthrax .....	4
Defective Roofs and Spouting of Houses ...	4
Total .....	305

The amount and nature of building operations carried out throughout the year is set forth in the tabular statement I here insert. It will be gleaned from this form that 113 dwelling-houses have been built; Farm buildings numbered 23, and other structures 28. There were 13 alterations to existing buildings, one new street was opened, and three plans for estates submitted. It will be noted that out of the 113 dwelling-houses 91 were erected in the townships south of the Ribble.

Townships.	Dwelling Houses.		Farm Buildings		Other Buildings		Alterations and Additions.		New Streets and Roads		Estate Building Plans.	
	1905	1904	1905	1904	1905	1904	1905	1904	1905	1904	1905	1904
Ashton ..	1	..	..	..	..	..	..	..	..	..	..	..
Broughton ..	3	4	3	3	1	1	..	1	..	..	..	..
Barton ..	..	..	1	6	..	1	..	..	..	..	..	..
Cottam ..	1	2	1	..	1	..	..	..	..	..	..	..
Dutton ..	..	..	..	2	1	..	..	..	..	..	..	..
Farington ..	8	18	1	..	1	3	2	1	..	1	1	..
Grimsargh ..	4	2	..	1	..	..	2	..	..	..	..	..
Goosnargh ..	2	2	2	6	..	3	..	..	..	..	..	..
Hothersall ..	1	..	..	..	..	..	..	..	..	..	..	..
Howick ..	4	1	..	1	..	..	..	..	..	..	1	..
Hutton ..	..	..	..	..	1	..	..	1	..	..	..	..
Haighton ..	..	..	..	1	..	2	..	1	..	..	..	..
Longton ..	37	22	2	4	6	4	2	2	..	1	1	..
Little Hoole ..	..	2	..	2	..	..	..	..	..	..	..	..
Much Hoole ..	1	2	..	1	2	4	..	..	..	..	..	..
Penwortham ..	41	19	..	1	7	4	2	1	1	..	..	..
Ribchester ..	..	10	2	1	..	3	1	5	..	..	..	..
Samlesbury ..	2	12	2	2	4	1	1	1	..	..	..	..
Woodplumpton ..	1	1	3	8	3	1	1	..	..	..	..	..
Whittingham ..	7	12	3	1	1	1	2	1	..	..	..	..
Ingol ..	..	..	2	..	..	..	..	..	..	..	..	..
Lea ..	..	..	1	..	..	..	..	..	..	..	..	..
Total ..	113	109	23	40	28	28	13	14	1	2	3	..

### Slaughter Houses.

Nine Slaughter Houses are in use. In most of these, the number of animals killed is small, hence the possibility of a nuisance being created is reduced to a narrow limit, however a careful supervision has been exercised by the Inspector of Nuisances who has visited these structures frequently, and where fault was found the remedy was at once put into operation. No serious complaint was lodged against any of the nine Slaughter Houses.

### Bakehouses.

The inspection of Bakehouses has been carried out, nine of these are under observation. Mostly business of a very limited character is conducted in each of these Bakehouses, and all are clean and in accordance with the Act.

### Anthrax.

Two outbreaks of Anthrax were notified to me by the Superintendent of the Police at Garstang, the first on the 17th June, the infected farm being Gingle Hall Farm, Haighton,

the second case of this disease exhibited itself at Shepherd Hall Farm, Broughton, in October. In both instances every precaution was observed, the buildings were thoroughly cleansed and disinfected and the carcasses of the animals cremated.

**Enquiries made by the Medical Officer of Health respecting the conditions injurious to health existing in the District.**

In wide Rural areas such as this the inspectional duties cast on the Medical Officer of Health are at times considerable. I have always endeavoured to keep in touch with the wants of the District. Apart from inspections demanded by urgency, I have paid visits when I considered such action necessary, and from time to time I have reported on these. Each year demonstrates the activity of this Council. The systems of sewerage at present in operation together with works now in course of construction at Penwortham coupled with increased facilities for water supply bear worthy testimony to the desire to place the population living in this district under very favourable conditions.

I do not wonder when large sums of money are involved in schemes of sewerage and sewage disposal together with extensions of water supplies, that the Council may possibly take what some people consider an unduly long time in coming to a definite decision. The popular cry at the present time is for a reduction of rates, or, at least a stationary rate for some period of time to come. Undoubtedly the rates on all property have gone up, and for ought one sees the local taxes are not likely to decrease. In the face of this how can this Council approach the expenditure of considerable sums of money, without grave concern. After giving expression to the foregoing opinion my duty as Medical Officer of Health still remains the same. I am bound to advocate and put forward my views as bearing on the sanitary improvement of the conditions under which people live. I have always endeavoured to accomplish this by keeping before my mind a fair estimate of the consideration due to the population and to the Ratepayers in particular.

I presented a report on the sanitary condition of Ribchester Village, this was really a supplemental statement following on a similar course of action taken in 1904. I found that considerable improvement had been effected in the construction of new closets, but still much remains to be done. I have formed the opinion that a tendency now exists to carry on the sanitation of the village on a higher level.

### Factory and Workshops Act.

The routine work in dealing with the Factory and Workshops Act has been dealt with on similar lines to those reported on by me in 1904. Seventeen Factories, 36 Workshops and 12 Workplaces were inspected, in each instance no complaint was necessary. The Factories appeared clean, escapes in case of fire provided in all these buildings where necessary; in fact the Nuisance Inspector reports that the Factories, Workshops, and Workplaces were in accordance with the Act.

### Cowsheds, Dairies, and Milkshops Order.

Since my last report several communications have been received from the Local Government Board, asking the Council to put in operation the provisions of the Cowsheds, Dairies, and Milkshops Order. On the 23rd August a notice was issued by the Council calling on all Cowkeepers and Dairymen and Purveyors of Milk to register under this enactment.

Up to the end of the year 179 applications to register had been received. This matter is now in hand, and I trust a complete register may be available in due course.

### Canal Boats Act.

Mr. Ashcroft who is your Inspector under the Canal Boats Act has presented the following Report:—

“ I beg to report that during the year 1905, I have  
 “ made 35 visits to the Canal for the purpose of inspection  
 “ and have inspected 25 Boats. The Certificates of the  
 “ Boats corresponded with the number of occupants  
 “ thereon.”

Number of men on the Boats inspected	-	36
“    women                    “    “	-	16
“    children between 5 & 12 yrs.	-	0
“    “    5 years and under	-	18

“ I have no complaint to make with regard to the  
 “ sanitary condition or otherwise of the Boats, all of  
 “ which I found in good condition and kept in a very  
 “ clean state.”

### Some information relative to the Deaths and Births during the year 1905.

In treating the statistical portion of my Report, I venture to use the population accredited to the District by the last census return, and in so doing I am quite aware that these figures under-estimate the number of people resident in this area. Many of the townships south of the Ribble undoubtedly have added very considerably to the population, and the yearly increase in the number of houses erected demonstrates a continuous expansion. As regards the townships north of the Ribble the population is, I consider, quite stationary, or perhaps will shew a slight shrinkage at the time of the next census. The attention of the Medical Officers of Health has been drawn to the instructions issued by the Local Government Board to the fact that frequently populations representing Rural and Urban Districts have been over-estimated. I prefer to err on the side of under-estimation. The fact of this will be that the death rate now recorded will be higher than it really should be, while the calculations connected with the birth rate will be in the same ratio, over-estimated. The year 1905 produces a total of 227 deaths occurring amongst those of the population who are classified as "residents." Of these demises 112 were males and 115 females, giving a total rate of 14.19 per thousand of the population. The same rate for the preceding year was 15.19 or exactly 1 per thousand less than the rate for 1905. Respecting age limits at which these deaths took place, I find that 37 deaths were registered under one year; 19 over one year and under five years; 15, five years and under fifteen years; 12, fifteen years and under twenty-five years; 81, twenty-five years and under sixty-five years; and 63 individuals died having attained the age of sixty-five years and upwards. I desire to draw attention to the fact that once more the mortality amongst infants under one year of age has diminished; nothing of a more satisfactory nature can be placed on record. This contraction in infant deaths only amounts to two, but the tendency is most certainly in the right direction. The infantile death-rate per thousand registered births for 1905 stands at 87, whereas in 1904 it was 94. Apart from the net death rate which I have now just dealt with I have to take into consideration the gross mortality rate as contributed by those people who are removed into our District from various portions of the County of Lancaster, and die in Public Institutions. Whittingham Asylum is practically the only public institution which concerns this area. I have further to add to the net deaths those which occurred in Whittingham Asylum; these increase the total number of

deaths by 157, and yield a mortality rate of 24·00. In reviewing the net death rate for all ages for the past 10 years it will be found that on only one occasion did this rate much exceed 15 per thousand of the population and for the decade the average death rate stands at 14·96. I here introduce a table which set forth in a tabular form the statements introduced into the text of this Report:—

Years.	Under 1 year.	1 year and under 5 years.	5 and under 15	15 and under 25	25 and under 65	65 and upwards	Totals.	Death Rate per 1,000 of the Population.	Average for past 10 years
1896	49	15	9	15	87	68	243	15·98	14·96
1897	50	25	3	14	58	68	218	14·34	
1898	51	15	6	5	54	63	194	12·76	
1899	53	16	9	5	71	76	240	15·13	
1900	73	15	12	14	96	79	289	19·01	
1901	47	25	11	16	68	66	233	14·56	
1902	54	15	10	4	69	76	228	14·25	
1903	50	18	5	10	75	70	228	14·25	
1904	39	18	8	11	81	86	243	15·19	
1905	37	19	15	12	81	63	227	14·19	

The prevalence of epidemic diseases was not so much in evidence as in the previous year. Twelve deaths were recorded as due to the following diseases, 3 from Scarlet Fever 3 from Diphtheria, 1 from Typhoid Fever, 2 from Diarrhœa, 3 from Whooping Cough, total 12. These figures produce a mortality rate calculated per thousand of the population of 0·75 being a reduction of 0·81 when compared with the year 1904. The table here given throws light on the deaths due to the principal infectious diseases within a period of the past 10 years, and, with one exception, the year under review obtains the premier position. The average Zymotic death rate during the 10 years specified is 1·05:—

Year.	Measles.	Scarlet Fever	Diphtheria	Typhoid Fever	Diarrhoea & Dysentry	Whooping Cough.	Totals.	Zymotic death-rate per 1,000 of the population.	Mean Zymotic death-rate for past 10 years.
1896 ...	...	2	1	1	6	3	13	0·85	1·05
1897 ...	6	..	1	4	10	1	22	1·44	
1898 ...	3	...	..	1	6	1	11	0·72	
1899 ...	3	1	1	5	6	5	21	1·38	
1900 ...	8	2	2	2	3	5	22	1·45	
1901 ..	...	6	3	2	4	4	19	1·19	
1902 ...	2	4	3	4	...	4	17	1·06	
1903 ...	1	1	1	3	4	4	14	0·87	
1904 ...	4	1	2	2	3	1	13	0·81	
1905 ...	...	3	3	1	2	3	12	0·75	

A Quarterly return of deaths is set forth in a table which deals with the figures since 1896. Of course there are many influences which may affect such a table as this; notwithstanding the figures are of some interest:—

	1896	1897	1898	1899	1900	1901	1902	1903	1904	1905
1st Quarter	62	67	50	67	93	69	68	52	67	60
2nd Quarter	57	51	55	49	85	53	72	63	67	62
3rd Quarter	55	54	42	46	50	54	42	51	50	53
4th Quarter	69	46	47	68	61	57	46	62	59	52
Total ...	243	218	194	230	289	233	228	228	243	227

I have from year to year tried to extend the information demanded by the official tables in dealing with demises registered over 65 years of age. The figures at my disposal for the year 1905 are 63; by this I mean that 63 deaths were registered as occurring over 65 years of age. Of these fatalities 16 took place over 65 years and under 70 years, 34 over 70 years and under 80 years, 11 over 80 years and under 90 years, and 2 people died having attained an age over 90 years.

Years.	Deaths over 65 and under 70 years.	Deaths over 70 and under 80 years.	Deaths over 80 and under 90 years.	Deaths over 90 years.	Totals.
1896 ...	13	32	21	2	68
1897 ...	11	35	21	1	68
1898 ..	18	27	16	2	63
1899 ...	18	40	17	1	76
1900 ..	22	35	22	...	79
1901 ...	19	26	17	3	65
1902 ...	15	41	20	...	76
1903 ...	18	38	13	1	70
1904 ...	18	37	28	3	86
1905 ..	16	34	11	2	63

It will certainly prove instructive to contrast the position of the townships comprising the Preston Rural Sanitary District with England and Wales and the Administrative County of Lancaster in connection with the birth-rate, death, and infantile mortality rates. So far as the Administrative County of Lancaster is concerned I can only draw conclusions from the figures given for the year 1904, as the County Report for 1905 is not yet available. A cursory glance at the table here inserted will demonstrate that all the figures dealing with this Rural Area for the present year are most satisfactory. The increased birth rate, coupled with a considerably lowered mortality in the general Death rate, and also in the province of infantile mortality, is information of a very pleasing nature.

	Birth Rate per 1000 of the population.	Death Rate per 1000 of the population.	Zymotic Death Rate.	Rate of Infantile Mortality as per deaths under one year to 1000 registered births.	
England and Wales	{ 27.9	15.3	1.94	146	1904
Rural Districts in the County of Lancaster.	{ 24.90	13.81	1.37	124	
Preston Rural District.	{ 26.31	14.19	0.75	87	1905

In dealing with deaths under the heading of certain diseases, I now place on record the locality where demises occurred.

#### Scarlet Fever.

Scarlet Fever contributed 3 deaths, 1 occurring at Penwortham, 1 at Longton, and 1 at Samlesbury.

#### Measles.

There were no deaths registered as due to Measles.

#### Diphtheria.

Diphtheria is credited as having caused 3 deaths, 1 is recorded against Penwortham, 1 against Farington, and 1 against Longton.

#### Whooping Cough.

The mortality due to Whooping Cough was accentuated when compared with the year 1904; 3 demises are placed on record in 1905, as compared with 1 in 1904; 2 of these deaths took place in the Township of Farington and 1 in Longton.

#### Typhoid Fever.

A single death from Typhoid Fever at Much Hoole constitutes the mortality from this disease.

#### Diarrhœa.

Diarrhœa caused 2 deaths, both under 5 years of age, and placed against the Township of Farington.

### Bronchitis, Pneumonia, and Pleurisy.

Chest lesions, classified under the headings of Bronchitis, Pneumonia, and Pleurisy yielded a total of 22 fatalities, being 14 less than the number placed against 1904. This produces a death rate equal to 1.27 per thousand of the population as compared with 2.2 on the preceding year. On Table 4 will be found some figures which bear out the statement here given.

### Phthisis.

Fourteen people died from Phthisis, being 1 death more than 1904 produced, and 4 in excess of the year 1903. Thus the pulmonary tubercular death rate is for the present year 87.

### Births.

The recorded number of Births is 421. Of this number 215 were males and 206 females, giving a Birth Rate per thousand of the population of 26.31. This rate will be found to be rather increased as indicated by the Birth figures, 421, as compared with the 411 for the year 1904. The result of these numbers is that the Birth Rate for this Rural area is 1.40 in excess of the same Rate for the Rural Districts of the Administrative County for the year 1904. It is impossible to advance a comparison as to the figures relative to County Statistics on this point for the year 1905, as this information is not yet published.

I here give a table which illustrates the number of Births occurring in each Quarter of the years embraced in the decade 1896 to 1905.

Years.	First Quarter.	Second Quarter.	Third Quarter.	Fourth Quarter.	Totals.
1896	94	108	86	86	374
1897	115	83	117	92	407
1898	95	112	85	91	383
1899	92	96	98	104	390
1900	102	109	93	102	406
1901	109	100	115	98	422
1902	95	109	112	97	413
1903	97	100	105	108	410
1904	104	108	111	91	414
1905	102	118	115	86	421

I have as usual attached to this Report all the Tables demanded by the Local Government Board, and in addition I have added some tabular information which also sets forth some interesting information concerning the statistical position of the various Townships constituting the Preston Rural District.

In concluding my statement to the Council, I can only trust that the information as a year's history of the sanitary work performed may prove interesting, and that this Report may merit the approval of the Council.

I have the honour to be,

Gentlemen,

Your obedient Servant,

CHARLES J. TRIMBLE,

L.R.C.P., Edin.; L.R.C.S.I.; D.P.H.; R.C.P., Edin.,

MEDICAL OFFICER OF HEALTH.

Louth House,

Bamber Bridge, near Preston,

8th February, 1906.




TABLE I.

Year.	Population estimated to middle of each year.	Births.		Deaths under one year of age.		Total Deaths at all ages.		Deaths in Public Institutions.	Deaths of Non-resident registered in District.	Deaths of Residents registered beyond District.	Deaths at all ages, nett.	
		Number.	Rate.	Number.	Rate per 1000 Births registered.	Number.	Rate.				Number.	Rate.
1	2	3	4	5	6	7	8	9	10	11	12	13
1895	15,200	394	25.92	44	111	...	...	...	...	...	239	15.72
1896	"	374	24.60	49	131	...	...	...	...	...	243	15.98
1897	"	407	26.77	50	122	...	...	...	...	...	218	14.34
1898	"	383	25.19	51	133	...	...	...	...	...	194	12.76
1899	"	390	25.65	53	135	...	...	...	...	...	230	15.13
1900	"	406	26.71	73	179	526	34.60	237	237	...	289	19.01
1901	15,997	422	26.37	47	111	440	27.50	207	207	...	233	14.56
1902	"	413	25.81	54	130	529	33.06	301	301	...	228	14.25
1903	"	410	25.62	50	121	449	28.06	221	221	...	228	14.25
1904	"	414	25.87	39	94	395	24.69	152	152	...	243	15.19
Averages for years 1895-1904.		401	25.85	51	126	...	...	...	...	...	234	15.11
1905	15,997	421	26.31	37	87	384	23.06	157	157	...	227	14.19

Area of District in acres (exclusive of area covered by water) ... }	49,064	Total Population at all ages ...	15,997
		Number of inhabited houses ...	3,379
		Average number of persons per house ...	4.73



TABLE II.

Year.	Census Population	Births Registered	Deaths at all ages.	Deaths under 1 year.
1895	15,200	394	239	44
1896	"	374	243	49
1897	"	407	218	50
1898	"	383	194	51
1899	"	390	230	53
1900	"	406	289	75
1901	15,997	422	233	47
1902	"	413	228	54
1903	"	410	228	50
1904	"	414	243	39
Averages of years 1895 to 1904		401	234	51
1904		421	227	37



TABLE III.

Cases of Infectious Disease notified during the year 1905.

Notifiable Disease.	At all Ages.	At Ages—Years.					
		Under 1	1 to 5	5 to 15	15 to 25	25 to 65	65 and upwards.
Small Pox ...	1	...	...	...	...	1	...
Cholera .	...	...	...	...	...	...	...
Diphtheria ...	4	...	2	2	...	...	...
Membranous Croup ...	...	...	...	...	...	...	...
Erysipelas ...	7	...	...	...	2	4	1
Scarlet Fever ...	52	...	28	23	1	...	...
Typhus Fever ...	...	...	...	...	...	...	...
Enteric Fever ...	8	...	...	2	3	3	...
Relapsing Fever ...	...	...	...	...	...	...	...
Continued Fever...	...	...	...	...	...	...	...
Puerperal Fever ...	2	...	...	...	...	2	...
Plague ...	...	...	...	...	...	...	...
Totals ...	74	...	30	27	6	10	1



TABLE IV.

Causes, of, and Ages at, Death during 1905.

Causes of Death.	Deaths in whole District at subjoined ages.							Deaths in Public Institutions.
	All ages.	Under 1	1 and under 5	5 and under 15	15 and under 25	25 and under 65	65 and upwards.	
Scarlet Fever .....	3	...	1	2	...	..	...	...
Whooping Cough .....	3	2	...	1	..	...	...	...
Diphtheria & Membranous Croup .....	3	..	2	1	...	...	...	..
Croup .....	1	...	1	..	..	...	...	...
Enteric Fever .....	1	...	...	1	...	...	...	...
Epidemic Influenza .....	5	...	1	..	...	4	...	...
Diarrhœa .....	2	...	2	...	...	...	..	...
Enteritis .....	3	...	1	1	...	1	...	...
Puerperal Fever .....	2	...	...	...	...	2	...	...
Erysipelas .....	...	...	..	...	...	...	...	1
Other Septic Diseases .....	2	...	...	...	1	...	1	...
Phthisis .....	14	...	...	...	5	9	...	27
Other Tubercular Diseases .....	7	4	...	1	...	2	...	4
Cancer, Malignant Disease .....	15	...	...	1	...	5	9	5
Bronchitis .....	8	1	...	...	..	2	5	6
Pneumonia .....	13	3	4	...	...	3	3	13
Other Diseases of Respiratory Organs .....	...	...	...	...	...	...	...	3
Alcoholism .....	2	...	...	...	...	2	...	1
Premature Birth .....	7	7	...	...	...	...	...	...
Diseases and accidents of parturition .....	3	..	...	...	...	3	...	...
Heart diseases .....	31	...	...	2	...	16	13	22
Accidents .....	10	1	2	1	3	3	...	...
Suicides .....	6	...	...	...	...	4	2	1
All other causes .....	86	19	5	4	3	25	30	74
Total .....	227	37	19	15	12	81	63	157




TABLE V.

Deaths from stated Causes in Weeks and Months under One Year of Age.

Cause of Death.	Under 1 Week.	1 to 2 Weeks.	2 to 3 Weeks.	3 to 4 Weeks.	Total under 1 Month.	1 to 2 Months.	2 to 3 Months.	3 to 4 Months.	4 to 5 Months.	5 to 6 Months.	6 to 7 Months.	7 to 8 Months.	8 to 9 Months.	9 to 10 Months.	10 to 11 Months.	11 to 12 Months.	Total Deaths under 1 Year.
All Causes	10	4	1	3	18	4	4	...	1	2	4	2	...	1	1	...	37
Whooping Cough	...	...	...	..	...	...	1	...	...	...	...	1	...	...	...	...	2
Premature Birth	5	1	...	...	6	1	...	...	...	...	...	...	...	...	...	..	7
Atrophy, Debility, Marasmus...	3	2	...	1	6	2	3	...	..	...	..	...	...	...	..	...	11
Tuberculous Meningitis	...	...	...	..	...	...	...	...	...	...	...	1	..	...	1	...	2
Tuberculous Peritonitis	...	...	...	...	...	1	...	...	...	...	...	..	...	1	...	...	2
Convulsions	...	1	...	2	3	..	...	...	...	...	3	...	..	...	...	...	6
Bronchitis	...	...	...	...	...	...	...	...	...	1	...	...	...	...	...	...	1
Pneumonia	...	..	..	...	...	...	...	...	1	1	1	...	...	...	...	...	3
Suffocation, overlaying	1	..	..	...	1	...	...	...	...	...	...	...	...	...	...	...	1
Other Causes	1	...	1	...	2	..	...	...	...	...	...	...	...	...	...	...	2
Totals	10	4	1	3	18	4	4	...	1	2	4	2	..	1	1	...	37



TABLE VI.

TOWNSHIPS.	Area in Acres.	Population, 1901.	Deaths during 1905.			Deaths in 1904.	Death Rate per 1000 of the Population.		Illegitimate Deaths, 1905.	Illegitimate Deaths, 1904.	Births during 1905.			Births in 1904.	Birth Rate per 1000 of the Population.		Illegitimate Births, 1905.	Illegitimate Births, 1904.
			Males.	Females.	Totals.		1905.	1904.			Males.	Females.	Totals.		1905.	1904.		
Farington	3190	2005	14	16	30	29	14.96	14.46	1	31	29	60	47	29.92	23.44	1	1	
Longton	2997	1706	9	17	26	32	15.24	18.75	1	15	23	38	42	22.27	24.61	2	2	
Much Hoole	1622	624	9	2	11	12	17.62	19.23	1	6	10	16	18	26.58	28.84	...	1	
Little Hoole	846	501	6	2	8	8	15.96	15.96	1	8	5	13	17	25.94	33.93	...	1	
Hutton	1859	418	1	3	4	9	9.56	21.53	...	5	3	8	9	19.13	21.53	...	...	
Howick	496	101	2	1	3	1	29.70	9.90	...	...	1	1	2	9.90	19.80	...	...	
Penwortham	2109	2523	12	17	29	32	11.49	12.68	...	50	43	93	65	36.52	25.76	1	2	
Samlesbury	3799	860	7	8	15	13	17.44	15.11	...	7	14	21	20	24.41	23.25	...	...	
Cuerdale	660	51	1	3	4	...	78.43	...	...	...	1	1	2	19.60	39.21	...	...	
Lea, Ashton, Ingol & Cottam	2884	714	8	3	11	7	15.40	9.80	...	7	12	19	24	26.61	33.61	...	2	
Goosnargh	7891	983	6	8	14	23	14.24	23.39	...	14	7	21	28	21.36	28.48	1	2	
Broughton	2543	616	3	1	4	7	6.49	11.36	...	8	6	14	13	22.72	21.10	...	...	
Barton	2303	423	2	3	5	5	11.82	11.82	...	7	4	11	8	26.00	18.91	...	...	
Haughton	1041	273	...	...	...	6	...	21.97	...	3	2	5	5	18.31	18.31	...	...	
Woodplumpton	4699	1208	6	12	18	20	14.90	16.55	...	15	7	22	23	18.21	19.03	...	2	
*Whittingham	2641	805	9	5	14	13	17.39	16.14	...	16	16	32	30	39.75	37.26	1	...	
†Ribchester	2093	1237	12	7	19	12	15.35	9.70	...	10	15	25	28	20.21	22.63	1	...	
Dutton	1665	229	3	4	7	3	30.56	13.10	...	1	2	3	7	13.10	30.56	...	...	
Hothersall	963	142	...	...	...	3	...	21.12	...	3	...	3	4	21.12	28.16	...	1	
Grimstargh	1608	453	1	3	4	8	8.83	17.66	...	8	5	13	19	28.69	41.94	2	1	
Elston and Ribbleton	1155	125	1	...	1	...	8.00	...	...	1	1	2	3	16.00	24.00	...	...	
TOTALS	49064	15997	112	115	227	243	14.19	15.19	...	4	215	206	421	414	26.31	25.87	9	15

\*This area and population does not include the grounds and inmates of Whittingham Asylum.  
 †Deaths taken place at Ribchester Workhouse not included.

		1905	1904
Deaths under 1 year	37		
Rate per 1,000 Registered Births	...	87.88	94.2
„ over 1 year and under 5 years	19	1.18	1.12
„ at 65 years and upwards	63	3.93	5.3




TABLE VII.

	Births, 1905.			Deaths, 1905.			Deaths due to Bronchitis, Pneumonia and Pleurisy.		Deaths due to Phthisis.	
	Males.	Females.	Totals.	Males.	Females.	Totals.	1905	1904	1905	1904
January . .	16	13	29	10	8	18	3	7	...	1
February ...	12	23	35	10	8	18	4	2	2	2
March ...	19	19	38	15	9	24	2	5	3	...
April ...	22	10	32	10	10	20	1	2	3	1
May ...	21	17	38	13	16	29	4	4	2	1
June . .	21	27	48	7	6	13	...	3	...	2
July ...	19	15	34	9	12	21	3	2	1	2
August ..	23	17	40	6	7	13	...	...	...	...
September	14	27	41	13	6	19	...	...	1	1
October ...	12	9	21	6	9	15	1	2	1	...
November	21	12	33	4	10	14	1	4	1	...
December...	15	17	32	9	14	23	3	5	..	3
Totals ...	215	206	421	112	115	227	22	36	14	13

CHARLES J. TRIMBLE,

L.R.C.P.Ed., L.R.C.S.I., D.P.H., R.C.P.Ed.,

Louth House,

Medical Officer of Health.

Bamber Bridge, nr. Preston,

8th February, 1906.

TABLE 1

Year	Population	Males				Females			
		1900	1910	1920	1930	1900	1910	1920	1930
1900	100,000	50,000	50,000	50,000	50,000	50,000	50,000	50,000	
1910	110,000	55,000	55,000	55,000	55,000	55,000	55,000	55,000	
1920	120,000	60,000	60,000	60,000	60,000	60,000	60,000	60,000	
1930	130,000	65,000	65,000	65,000	65,000	65,000	65,000	65,000	
1940	140,000	70,000	70,000	70,000	70,000	70,000	70,000	70,000	
1950	150,000	75,000	75,000	75,000	75,000	75,000	75,000	75,000	
1960	160,000	80,000	80,000	80,000	80,000	80,000	80,000	80,000	
1970	170,000	85,000	85,000	85,000	85,000	85,000	85,000	85,000	
1980	180,000	90,000	90,000	90,000	90,000	90,000	90,000	90,000	
1990	190,000	95,000	95,000	95,000	95,000	95,000	95,000	95,000	
2000	200,000	100,000	100,000	100,000	100,000	100,000	100,000	100,000	

APPENDIX I

1. The population of the United States in 1900 was 76,212,367. In 1910 it was 92,228,496. In 1920 it was 106,017,283. In 1930 it was 123,202,966. In 1940 it was 137,323,021. In 1950 it was 151,957,071. In 1960 it was 179,325,198. In 1970 it was 203,211,926. In 1980 it was 226,545,804. In 1990 it was 248,709,873. In 2000 it was 281,421,906.