

**[Report 1957] / Medical Officer of Health, Preston County Borough.**

**Contributors**

Preston (Lancashire, England). County Borough Council.

**Publication/Creation**

1957

**Persistent URL**

<https://wellcomecollection.org/works/b3tknkvy>

**License and attribution**

You have permission to make copies of this work under a Creative Commons, Attribution license.

This licence permits unrestricted use, distribution, and reproduction in any medium, provided the original author and source are credited. See the Legal Code for further information.

Image source should be attributed as specified in the full catalogue record. If no source is given the image should be attributed to Wellcome Collection.



Wellcome Collection  
183 Euston Road  
London NW1 2BE UK  
T +44 (0)20 7611 8722  
E [library@wellcomecollection.org](mailto:library@wellcomecollection.org)  
<https://wellcomecollection.org>


COUNTY BOROUGH OF PRESTON.



**REPORT**  
OF THE  
**Medical Officer of Health**  
on the Health of the Borough  
for the year  
**1957.**



66163



20  
107 262  
PATT-VOL



COUNTY BOROUGH OF PRESTON.




**REPORT**  
OF THE  
**Medical Officer of Health**  
on the Health of the Borough  
for the year  
**1957.**

---

PRESTON:  
MATHER BROS. (PRINTERS) LTD  
ONE GARSTANG ROAD,  
1958





Digitized by the Internet Archive  
in 2018 with funding from  
Wellcome Library

<https://archive.org/details/b29998554>

# ANNUAL REPORT, 1957

---

---

## TABLE OF CONTENTS

---

---

	PAGE
INTRODUCTION ... ..	5
STAFF AND COMMITTEE FUNCTIONS ... ..	7
STATISTICS AND SOCIAL CONDITIONS OF THE AREA ... ..	10
GENERAL PROVISION OF HEALTH SERVICES FOR THE AREA ...	21
PREVALENCE AND CONTROL OVER INFECTIOUS DISEASE ... ..	49
SANITARY CIRCUMSTANCES OF THE AREA ... ..	70
HOUSING ... ..	83
FOOD AND DRUGS ... ..	89
PORT HEALTH ADMINISTRATION ... ..	102
WELFARE SERVICES ... ..	113
APPENDIX ... ..	123
SCHOOL HEALTH SERVICE ... ..	128
STATISTICAL DATA ... ..	145





# INTRODUCTION

TO THE CHAIRMAN AND MEMBERS OF THE HEALTH COMMITTEE.

The mayfly comes into this world to fulfil a function and having enjoyed an hour of glory, its purpose achieved it sinks back to earth its brief life over.

Though preventive medicine may be described as a discipline whose ultimate design, if not its basic purpose, is self immolation, its present operation is such that there is little evidence of the ultimate being reached, for more and still more concepts are being translated into practical schemes whilst older problems continue to occupy both time and attention. This superimposition of the new on the old so that the pile keeps growing has attractions in a legislative sense, but can create almost insuperable difficulties in implementation particularly with a lack of qualified staff to apply the new ideas. Health visitors, dentists, psychiatric social workers and speech therapists have all been in persistent short supply, whilst temporary shortages have occurred in other sections, and a considerable measure of loyalty has been displayed by senior members of the staff whose duty it is to maintain the existing services and at the same time fashion and develop the new with insufficient and inexperienced material help.

Domiciliary care is a field in which more and more is demanded, and the main team of social workers has been hopelessly undermanned for years, so that against the quite extraordinary results that have been obtained is to be set the knowledge of other work unfulfilled because of absence of trained staff. Remedial help and practical aid to the needy are available in more than fair measure, but early ascertainment of need and the slow and difficult process of education of the individual and of the family to a sensible way of living, where inexhaustible patience and quiet but firm determination are required, are difficult to provide to the level that many would like to see in application.

In the year under review more progress has been made in some fields and less in others. With a reasonably full staff of public health inspectors slum clearance has proceeded apace. Whilst slums are coming down quickly and new houses are being provided at the same rate there does not appear to be any startling progress in the modernisation of older houses that are structurally sound, but lack the standards of hygiene generally acceptable to-day. This is an aspect of the wider housing problems to which deeper consideration could be given.

Appreciable progress has been made in cleaning the air, and less headway has been achieved in food hygiene. The public markets seem particularly resistant to modernisation to present day standards.



Against infectious disease immunisation has been practised vigorously and is taking up an ever increasing proportion of the time of the medical staff. Smallpox and diphtheria have been absent from Preston for years, whooping cough is in retreat and licking its wounds, and the banner has been effectively raised against poliomyelitis. Tuberculosis is still under vigorous attack and the success which is being achieved against this disease is creating a risk of its becoming the forgotten disease amongst the general public.

Rich rewards are at present being reaped in the field of infection and every year new problems are presenting themselves.

In the case of the mentally afflicted greater liaison has been achieved with the hospital services and more valuable domiciliary visiting is in consequence being carried out, whilst a happy and useful partnership has been established with the voluntary society for the mentally handicapped wherein it is hoped that the creche is but a forerunner of other useful schemes for the benefit of the mentally handicapped.

The great achievement of the year is, of course, the opening of the first newly built workshop and social centre for the physically handicapped in the country. Great things are hoped from the experimental work going on in these attractive premises.

It will be appreciated from a perusal of the succeeding pages that a great deal has been done and is being done to add to the sum of human happiness and it is no reflection on these activities to repeat that even more is urgently waiting to be done.

J. S. G. BURNETT,

*Medical Officer of Health.*

## Senior Public Health Officers of the Local Authority.

Medical Officer of Health and Port Medical Officer ... ..	J. S. G. BURNETT, M.D., D.P.H.
Deputy Medical Officer of Health and Deputy Port Medical Officer	L. G. SAMUEL, M.B., Ch.B., D.P.H.
Assistant Medical Officers and School Medical Officers ...	G. A. McLEAN, M.B., Ch.B., D.P.H. K. DOWLING, M.B., Ch.B. N. RIDEHALGH, M.B., Ch.B. C. D. BAUGH, M.B., Ch.B., M.R.C.O.G. G. McDONAGH, M.B., Ch.B., D.P.H. D. E. TOAL, M.B., B.Ch. (resigned 30.4.57). I. M. R. PURDOM, M.B., Ch.B., D.P.H. (appointed 17.9.57).
Chest Physician ... ..	W. GRIFFEL, M.D. Vienna, L.R.C.P., L.R.C.S., Ed., L.R.F.P.S. Glas.
CLINICIANS UNDERTAKING CON- SULTATIVE WORK—	
Consultant Obstetrician ... ..	R. H. J. M. CORBET, F.R.C.S.I., F.R.C.P.I., F.R.C.O.G. W. H. TOD, B.Sc., M.D., M.R.C.O.G.
Consultant Oto-rhino larynologist	J. A. KERSLEY, F.R.C.S., D.L.O.
Consultant Orthopaedic Surgeon...	R. S. GARDEN, M.Ch.Orth., F.R.C.S.
Consultant Paediatrician ...	A. G. HESLING, M.R.C.P., D.C.H.
Consultant Psychiatrist ... ..	C. S. PARKER, M.D., D.P.M.
Consultant Orthodontist ... ..	F. D. ROWE, L.D.S.
Ophthalmic Surgeons ... ..	*W. SYKES, L.R.C.P., L.R.C.S., L.R.F.P.S. *D. PLUM, M.R.C.S., L.R.C.P., D.T.M., D.O.M.S. *J. MATTHEWS, M.R.C.S., L.R.C.P., D.P.H.
Senior Dental Officer ... ..	J. C. KNOWLES, L.D.S.
Chief Public Health Inspector ...	E. OWEN, M.R.San.I., M.S.I.A.
Veterinary Officer... ..	F. J. PROCTOR, B.Sc., M.R.C.V.S., D.V.S.M.
Superintendent Health Visitor ...	Miss E. W. SOWERBY, S.R.N., S.C.M., H.V.'s Certificate.
Non-Medical Supervisor of Mid- wives ... ..	Miss F. L. HOLMES, S.R.N., S.C.M. (retired 1.2.57). Miss D. JOBLING, S.R.N., S.C.M. (appointed 1.3.57).
Superintendent District Nurse ...	Miss E. ANDERSON, S.R.N., S.C.M., Q.N.



Domestic Help Organiser	...	Miss S. E. DOHERTY.
Speech Therapist	...	*Mrs. R. M. WILLIAMS, L.C.S.T.
Physiotherapists	...	Miss E. B. MANNING, S.R.N., C.S.M.M.G., M.E., L.E.T. Miss A. R. HARRISON, C.S.M.M.G., M.E., L.E.T. Mrs. G. E. C. IBBOTSON, C.S.M.M.G., M.E., L.E.T., M.A.O.T. (resigned 31.1.57). Mrs. D. HOLMES, M.C.S.P. Mrs. R. H. FLETCHER, M.C.S.P. (appointed 13.5.57, resigned 21.9.57).
Lay Administrative Assistant	...	R. HARRISON, Cert. R.S.I. and S.I.E.J.B.

*\*Part-time.*

## Committee concerned with Public Health matters.

### HEALTH COMMITTEE.

Duties, powers and functions of the Council delegated to the Health Committee subject to the confirmation of their proceedings by the Council :—

- (a) all matters relating to the health of the borough and the prevention, notification and treatment of disease, not otherwise delegated to this or some other committee of the Council ;
- (b) the superintendence of the department of the Medical Officer of Health (other than those officers mainly attached to services administered by other committees) and the appointment of Public Health inspectors ;
- (c) the Rag Flock and Other Filling Materials Act, 1951 ; the Fabrics (Misdescription) Act, 1913, the Fertilisers and Feeding Stuffs Act, 1926, the Agricultural Produce (Grading and Marking) Acts, 1928 and 1931, the Riding Establishments Act, 1939, and any Orders, Rules, Regulations or Byelaws having effect under any of the said Acts ;
- (d) the provisions of the Nurses Acts, 1957 and the Nurses Registration Act, 1957 ;
- (e) as the Port Health Authority ;
- (f) as the Local Health Authority under the National Health Service Acts, 1946 to 1952 ;
- (g) Part III of the National Assistance Act, 1948, relating to the provision of residential and temporary accommodation and the provision of welfare services for handicapped persons ;
- (h) Part IV of the National Assistance Act, 1948, except the registration of charities for disabled persons ;
- (i) the provision and maintenance of public sanitary conveniences.



Duties, powers and functions of the Council delegated to the Health Committee :—

- (a) the Diseases of Animals Act, 1950, for the purpose of which the committee shall be the executive committee ;
- (b) the Slaughter of Animals Acts, 1933 to 1954 ;
- (c) the Pharmacy and Poisons Acts, 1852 to 1941 ;
- (d) the provisions of the Public Health Acts and local Acts, so far as they relate to health and sanitary matters, and in particular, but without prejudice to the generality of the foregoing delegation, the following provisions of the Public Health Act, 1936, viz. :—  
Sections 39 to 41 ; 44 to 52 ; 56 ; 58 ; 83 to 86 ; Part III ; Sections 124 ; 138 to 141 ; Parts IX and X ; Sections 259 to 261 ; 268 ; 269 and 288.
- (e) the Housing Acts, 1936 to 1952, so far as they relate to insanitary property and overcrowding ;
- (f) Part I (Health General Provisions) and Part VIII (Home Work) of the Factories Act, 1937 ;
- (g) the Food and Drugs Acts, 1955 (except Part III) and the Merchandise Marks Acts, 1887 to 1926 ;
- (h) the provisions of the Shops Acts relating to health and welfare ;
- (i) Prevention of Damage by Pests Act, 1949 ;
- (j) the Rivers Pollution Prevention Acts ;
- (k) the Midwives Act, 1951 ;
- (l) the Pet Animals Act, 1951 ;
- (m) the Heating Appliances (Fireguards) Act, 1952.
- (n) Sections 36 and 90 of the Housing Act, 1957, and so much of the Rent Act, 1957, as relates to the issue and cancellation of certificates of disrepair.
- (o) The Clean Air Act, 1956.

## **SUB-COMMITTEES OF THE HEALTH COMMITTEE.**

### **Mental Health Services Sub-committee.**

Duties under the Lunacy, Mental Treatment and Mental Deficiency Acts, and the care and after-care of persons suffering from mental illness or defectiveness.

### **Domiciliary Services Sub-committee.**

Duties relating to the care of mothers and young children, midwifery, health visiting, home nursing, vaccination and immunisation, prevention of illness, care and after-care (except of persons suffering from mental illness or defectiveness) and domestic helps.

### **Homes, Hostels and Welfare Services Sub-committee.**

Duties concerned with the provision of residential accommodation for the aged and infirm and others in need of care and attention, the provision of temporary accommodation for persons in urgent need of such accommodation, and the registration and inspection of disabled persons' or old persons' homes provided otherwise than by the local authority, and with the provision of welfare services for the blind, deaf and dumb, crippled and others suffering from disabilities.



# Statistics and Social Conditions of the Area.

## 1957

Area	...	...	...	...	...	...	...	...	(acres)	6,350
Population (Registrar General's mid-year estimate, 1957)	...	...	...	...	...	...	...	...	...	116,200
									(Census, April 1951—119,250)	
Number of inhabited houses, according to Rate books (as at 1.4.57)	...	...	...	...	...	...	...	...	...	37,678
Rateable Value (as at 1.4.57)	...	...	...	...	...	...	...	...	...	£1,237,376
Sum represented by a Penny Rate (Financial year, 1957-58)	...	...	...	...	...	...	...	...	...	£5,158
Total cost of services administered by the Health Committee for the year ending 31st March, 1958:—										
Expenditure	...	...	...	...	...	...	...	...	...	£392,524
Income	...	...	...	...	...	...	...	...	...	£187,132
Net cost	...	...	...	...	...	...	...	...	...	£205,392

						<i>Birth Rate per 1,000 of population</i>	
						<i>Crude Rate</i>	<i>Adjusted *</i>
		<i>Total</i>	<i>Males</i>	<i>Females</i>			
Live Births	...	1,933	979	954		16.64	16.64
Legitimate	...	1,809	919	890		15.57	15.57
Illegitimate	...	124	60	64		1.07	1.07

Deaths of Infants under one year of age : 67.

Death-rate of Infants under one year of age per 1,000 live births :

<i>Legitimate</i>	<i>Illegitimate</i>	<i>Total</i>
33	56	35

Number of Still-births : 54. Rate per 1,000 total births : 27.18.

Deaths of Infants under one month : 48.

Neo-natal mortality rate : 24.83 per 1,000 live births.

Deaths—nett : 1,445. Rate per 1,000 population : 12.44 (crude rate)  
14.43 (adjusted rate)\*.

Percentage of total deaths in hospitals and public institutions : 43.3.

Number of Marriages : 1,005.

Number of women dying in or in consequence of child birth : 2.

	<i>Deaths</i>	<i>Rate per 1,000 live and still-births</i>
From Sepsis	1	0.50
From other causes	1	0.50

Deaths from Cancer (all ages) : 250.

Deaths from Measles (all ages) : Nil.

Deaths from Whooping Cough (all ages) : Nil.

Deaths from Diarrhoea (under 2 years of age) : One

* Area comparability factor :	Births	...	1.00
	Deaths	...	1.16

**Table 1.**  
**Comparative Statement of Vital Statistics.**  
**Year 1957.**

				Birth Rate	Death Rate	Infant Mortality Rate		Death Rate from Phthisis	Death Rate from other Tub. Diseases	Maternal Mortality Rate (per 1,000 Total Live and Still Births)		
						Year 1957	Average 5 years 1952-56			Maternal causes excluding abortion	Due to abortion	Total maternal mortality
England and Wales (Provisional)				16.1	11.5	23.0	26.0	0.095	.012	0.39	0.08	0.47
Birkenhead				17.5	12.7	31.6	30.6	0.13	0.014	0.37	...	0.37
Burnley				16.08	15.43	28.48	28.35	0.06	0.012	1.52	...	1.52
Bury				15.51	13.59	27.68	27	0.08	0.02	...	...	...
Halifax				15.73	15.53	18.65	27.11	0.15	...	0.65	...	0.65
Liverpool				20.9	11.8	26	31	0.16	0.006	0.36	0.06	0.42
Manchester				18.22	12.4	30.10	30.51	0.14	0.02	0.56	0.07	0.63
Oldham				16.11	14.79	26.63	31.75	0.11	...	...	...	...
Preston				16.64	14.43	34.66	30	0.11	...	0.5	0.5	1.01
Rochdale				15.6	14.5	34.0	29	...	0.05	1.46	0.73	2.19
Salford				18.31	12.97	29.1	31.2	0.19	0.012	...	...	...
St. Helens...				17.2	10.7	31.0	36.5	0.14	0.02	...	0.51	0.51
Stockport				16.11	12.90	21.96	31.71	0.06	0.007	...	...	...
Wallasey				17.88	12.49	26.10	26.51	0.11	0.009	...	0.54	0.54
Wigan				15.32	11.53	24.8	34.9	0.16	...	...	...	...



**Table 2.**  
**Vital Statistics of whole District during 1957 and previous ten years.**

Year	Total Population	Births (Nett)		Total Deaths Registered in the District		Transferable Deaths		Nett Deaths belonging to the District			
		Number	Rate	Number	Rate	Of Non- Residents Registered in the District	Of Residents not Registered in the District	Under 1 year of age		At all ages	
								Number	Rate per 1,000 Nett Births		Number
1947	116,520	2,574	22.09	1,497	12.85	296	377	178	69	1,578	13.54
1948	118,130	2,219	18.78	1,443	12.22	280	328	86	39	1,491	12.62
1949	119,500	2,170	18.16	1,433	11.99	288	324	94	43	1,469	12.91*
1950	120,300	2,101	17.46	1,536	12.77	286	300	68	32	1,550	13.39
1951	118,100	1,962	16.61	1,731	14.66	292	377	68	35	1,816	15.99
1952	119,200	1,960	16.44	1,439	12.07	292	306	63	32	1,453	12.67
1953	118,900	1,914	16.10	1,430	12.03	328	252	63	33	1,354	11.83
1954	118,400	1,823	15.40	1,450	12.25	317	274	50	27	1,407	12.83
1955	117,400	1,832	15.60	1,503	12.80	355	311	53	29	1,459	13.42
1956	117,200	1,843	15.73	1,466	12.50	332	315	55	30	1,449	14.46
1957	116,200	1,933	16.64	1,442	12.41	350	353	67	35	1,445	14.43

\* The death rate from the year 1949 onwards has been adjusted in accordance with the area comparability factor supplied by the Registrar General annually. The figures for earlier years are crude death rates.

	Census 1931	Census 1951
Area of District in acres (Land and Inland Water)	4,029	5,684
Average rooms per occupied dwelling	4.47	4.35
Average family occupation	4.36	4.15
Number of families per occupied dwelling	1.02	1.05
Average size of private family	3.78	3.24
Average number of persons per room	0.85	0.76



## Population.

The Registrar General's mid-year estimate of population for 1957 is given as 116,200, a reduction of 1,000 on the previous year and the appropriate statistical data throughout this report are based on this estimate. The estimated mid-year home population of children under 15 years is 25,700.

The population of Preston has remained remarkably stable in number for many years now. There has been no substantial migration of population on account of employment either out of or into the town and the two small post war borough extensions have enabled the corporation to contain its new housing within the county borough boundaries. Some loss of population has occurred however inasmuch as by agreement with the Preston Rural District Council and the Leyland Urban District Council about 600 Preston families have transferred to houses built by these authorities in their own areas whilst an unknown, but quite appreciable number of families have moved to privately built houses in Fulwood, Penwortham and other areas bordering on Preston.

This is the likely explanation of the existence of a busy, industrious thriving and prosperous urbanised area with a variety of mixed industries in which the town population fails to increase in number.

## Births.

The slight upward curve in the birth rate that first manifested itself in 1955 continued into 1957, when 1,933 live births referable to the town occurred representing a rate of 16.64 per 1,000 of the population. This compares with a rate of 16.1 for England and Wales.

The accompanying graph shows how closely the fluctuations in the local birth rate have followed those for the country as a whole in recent years.

124 illegitimate births were registered, an increase of 22 over the previous year and a rate variation from 0.87 to 1.07 per thousand live births.

Seven infants born out of wedlock died in 1957.

**Table 3.**  
**Number of Births registered in the various wards.**

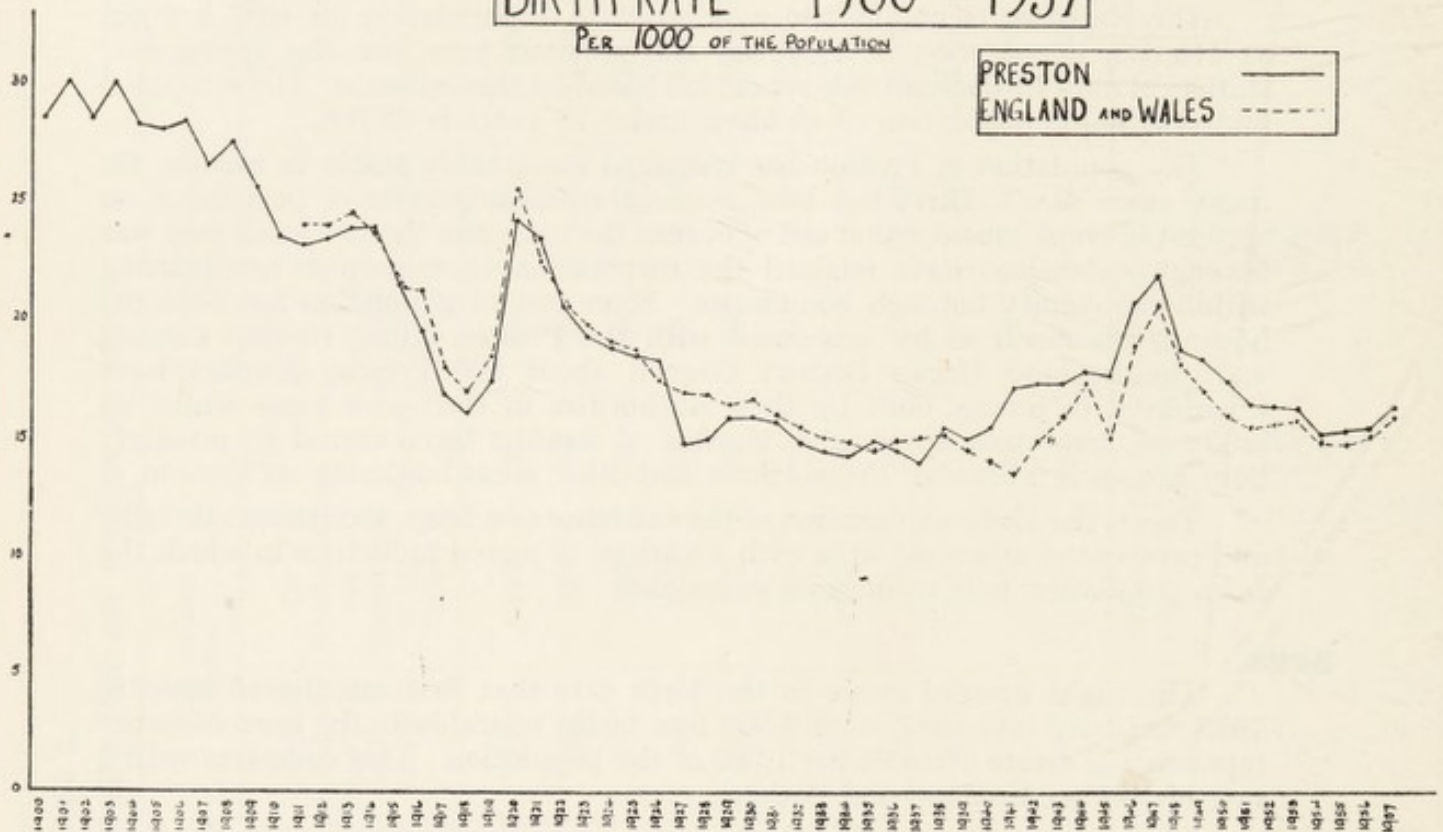
Ward	Estimated Population	Births	Rate per 1,000 population
St. John's ... ..	11,620	180	15.49
Avenham ... ..	9,300	190	20.43
Central ... ..	12,790	199	15.56
Ashton ... ..	9,280	141	15.19
Savick ... ..	4,650	99	21.29
Tulketh ... ..	9,280	112	12.07
Moorbrook ... ..	10,460	165	15.71
Park ... ..	10,460	159	14.75
St. Matthew's ... ..	9,300	152	16.34
Deepdale ... ..	9,290	134	14.42
Ribbleton ... ..	10,490	269	25.59
Fishwick ... ..	9,280	133	14.33
	116,200	1,933	



# BIRTH RATE 1900 - 1957

PER 1000 OF THE POPULATION

PRESTON  
ENGLAND AND WALES

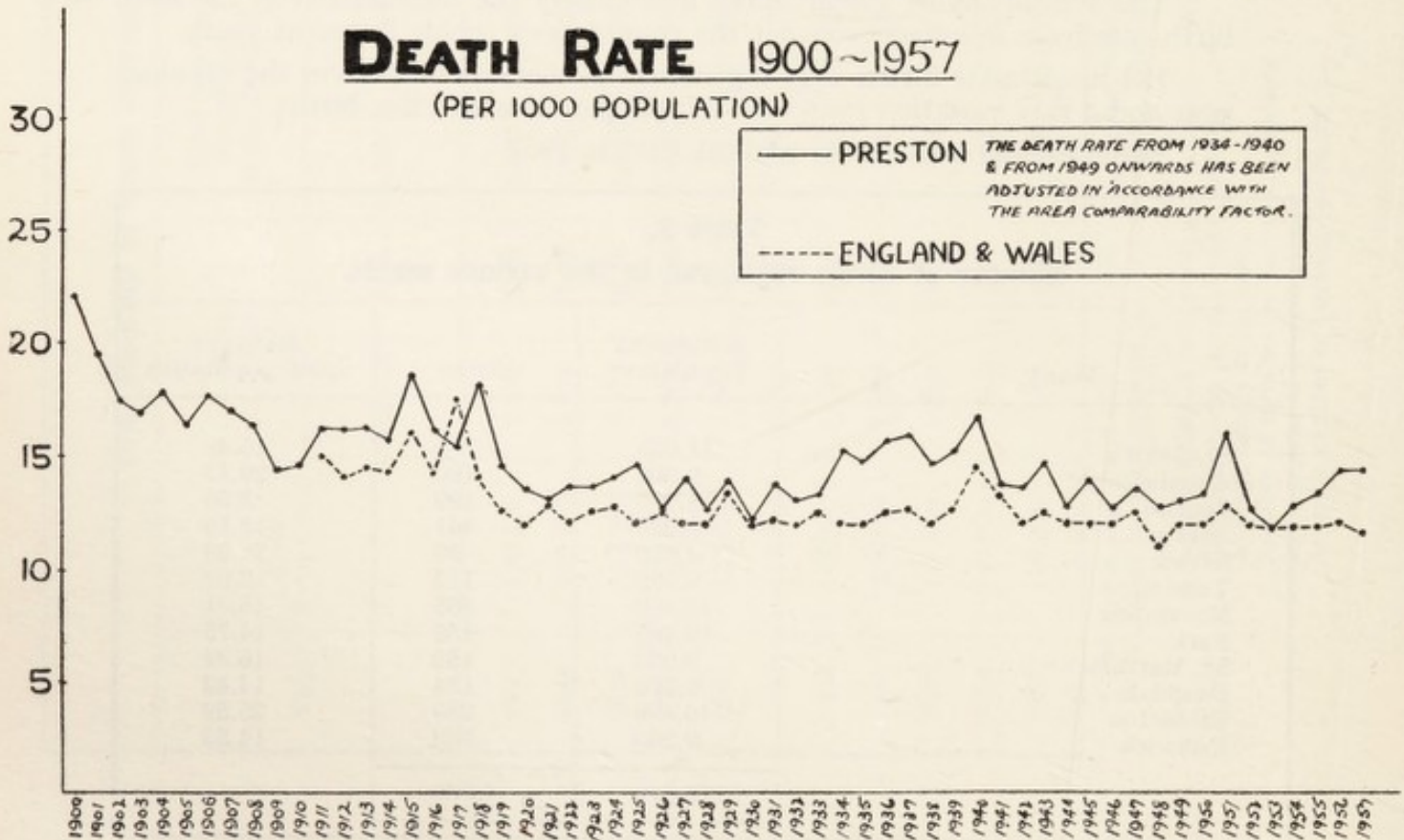


# DEATH RATE 1900 - 1957

(PER 1000 POPULATION)

PRESTON  
ENGLAND & WALES

THE DEATH RATE FROM 1934-1940 & FROM 1949 ONWARDS HAS BEEN ADJUSTED IN ACCORDANCE WITH THE AREA COMPARABILITY FACTOR.




**Table 4.**  
**Number of deaths from certain causes, death rates per 10,000 population, mean ages at death,**  
**years of "working life" lost and years of "total life" lost per 10,000 population.**

Cause of Death	PRESTON 1957					ENGLAND & WALES 1956					PRESTON 1956				
	Total Deaths		Mean Age at Death	Years of Life lost per 10,000 population		Total Deaths		Mean Age at Death	Years of Life lost per 10,000 population		Total Deaths		Mean Age at Death	Years of Life lost per 10,000 population	
	Number	Rate per 10,000 population		Ages 15-64	Total to age 85	Number	Rate per 10,000 population		Ages 15-64	Total to age 85	Number	Rate per 10,000 population		Ages 15-64	Total to age 85
All causes ... .. M.	736	127	61.07	957	2,821	287,904	125	65.7	747	2,407	729	132	62.4	815	2,731
... .. F.	709	122	67.69	565	1,835	253,427	109	70.4	472	1,601	720	116	64.5	545	1,855
Tuberculosis of respiratory system ... M.	13	2	58.31	13	53	3,534	2	57.8	14	41	8	2	59	9	35
... .. F.	...	...	...	...	...	1,319	1	50.9	9	18	3	0.48	54.3	5	12
Cancer (all sites) ... .. M.	147	25	62.72	144	530	48,935	23	64.9	114	429	128	23	62.2	144	520
... .. F.	103	18	64.96	91	304	43,775	19	65.6	97	331	124	20	53.5	134	428
Cancer of lung, bronchus ... .. M.	59	10	59.0	77	261	15,615	7	62.4	39	150	40	7	65.5	41	167
Cancer of breast ... .. F.	14	2	60.5	18	51	8,580	4	63.3	22	72	17	3	59.0	17	61
Vascular lesions of c.n.s. ... .. M.	75	13	71.12	24	171	31,034	14	72.5	30	187	91	16	70.6	33	229
... .. F.	126	22	70.06	49	150	43,453	19	74.6	29	190	130	22	73.2	25	213
Coronary disease ... .. M.	134	23	65.07	82	396	46,921	22	67.4	78	360	140	25	63.8	119	497
... .. F.	68	12	72.0	22	141	27,869	12	73.1	18	124	79	13	72.9	19	144
Other cardiac diseases ... .. M.	85	10	71.95	46	216	40,043	19	74.6	35	228	105	19	73.1	36	260
... .. F.	159	27	75.02	46	310	55,038	24	77.0	32	222	170	26	74.8	32	270
Bronchitis and Pneumonia ... .. M.	96	16	63.33	101	334	31,498	15	66.5	80	272	97	18	66.2	103	354
... .. F.	59	10	68.32	51	167	21,349	9	71.0	42	133	54	9	63.5	51	150
Ulcer of stomach and duodenum ... .. M.	10	2	58.8	14	34	3,778	2	66.7	7	30	8	2	65.2	9	35
... .. F.	5	0.86	67.8	1	10	1,564	1	72.0	2	8	2	0.32	55.5	4	8
Accidents ... .. M.	27	5	51.18	78	158	9,604	4	47.1	87	166	27	5	44.25	109	207
... .. F.	23	4	60.87	34	71	6,701	3	65.5	25	59	25	4	57.9	46	94

(These figures have been compiled according to the method advised by the Registrar General in his Quarterly Return, 30th. June, 1957, page 24. The weights used are those based on 1954-1956 national mortality experience).





**Deaths.**

Deaths referable to Preston amounted to 1,445 equivalent to an adjusted death rate of 14.43 per 1,000 of the population as compared with 14.46 in the previous year and a provisional rate of 11.5 for England and Wales in 1957.

Table 4 sets out the mean age at death from certain factors and the years of "working life" lost as a consequence of death occurring at these particular ages. It will be seen that by this measure cancer is well and truly established as the captain of the Men of Death for both sexes and that in the case of men coronary disease, accidents, and bronchitis and pneumonia follow closely in that order. In the case of women bronchitis and pneumonia occupies second place. This high incidence of fatal bronchitis in men and women under 65 years justifies the appellation—the English Disease—to this preventable malady and is a strong argument in favour of cleaning the air of the pollutants that are associated with its occurrence.

A distressing feature of 1957 is the further rise in deaths among infants under one year of age and concerning which further comment is made in the chapter on maternal and child health.



**Table 5.**  
**Causes of Death—arranged according to class, sex and age.**

	0—		1—		15—		65 and over		Total	
	M.	F.	M.	F.	M.	F.	M.	F.	M.	F.
1. Tuberculosis, respiratory ...	—	—	—	—	10	—	3	—	13	—
2. Tuberculosis, other ...	—	—	—	—	—	—	—	—	—	—
3. Syphilitic disease ...	—	—	—	—	2	—	—	1	2	1
4. Diphtheria ...	—	—	—	—	—	—	—	—	—	—
5. Whooping Cough ...	—	—	—	—	—	—	—	—	—	—
6. Meningococcal Infections ...	—	—	—	—	—	—	—	—	—	—
7. Acute Poliomyelitis ...	—	—	—	—	—	—	—	—	—	—
8. Measles ...	—	—	—	—	—	—	—	—	—	—
9. Other infective and parasitic diseases	—	2	—	—	1	1	—	—	1	3
10. Malignant, neoplasm, stomach ...	—	—	—	—	4	3	22	8	26	11
11. " " lung, bronchus	—	—	—	—	48	2	11	—	59	2
12. " " breast ...	—	—	—	—	—	7	—	7	—	14
13. " " uterus ...	—	—	—	—	—	8	—	4	—	12
14. Other malignant and lymphatic neoplasm ...	—	1	—	—	25	17	33	41	58	59
15. Leukaemia, aleukaemia ...	—	—	—	1	2	3	2	1	4	5
16. Diabetes ...	1	—	—	—	—	1	2	4	3	5
17. Vascular Lesions of nervous system	—	—	—	—	18	29	57	97	75	126
18. Coronary disease, angina ...	—	—	—	—	62	14	72	54	134	68
19. Hypertension with heart disease ...	—	—	—	—	4	6	7	13	11	19
20. Other heart disease ...	—	—	—	—	17	17	57	123	74	140
21. Other circulatory disease ...	—	—	—	—	3	2	17	38	20	40
22. Influenza ...	—	—	1	—	15	5	3	9	19	14
23. Pneumonia ...	3	3	1	—	14	5	17	14	35	22
24. Bronchitis ...	—	—	—	—	23	6	38	31	61	37
25. Other diseases of respiratory system	2	—	1	1	2	3	4	—	9	4
26. Ulcer of stomach and duodenum ...	—	—	—	—	6	1	4	4	10	5
27. Gastritis, enteritis and diarrhoea ...	1	—	—	—	—	1	1	5	2	6
28. Nephritis, nephrosis... ..	1	—	—	—	6	1	2	3	9	4
29. Hyperplasia of prostate ...	—	—	—	—	—	—	2	—	2	—
30. Pregnancy, childbirth, abortion ...	—	—	—	—	—	2	—	—	—	2
31. Congenital malformations ...	4	6	—	—	1	2	—	1	5	9
32. Other defined and ill-defined diseases ...	32	10	2	—	8	20	20	35	62	65
33. Motor vehicle accidents ...	—	—	2	—	2	2	3	5	7	7
34. All other accidents ...	—	1	—	—	14	6	6	9	20	16
35. Suicide ...	—	—	—	—	8	9	5	3	13	12
36. Homicide and operations of war ...	—	—	—	—	2	1	—	—	2	1
<b>TOTALS ...</b>	<b>44</b>	<b>23</b>	<b>7</b>	<b>2</b>	<b>297</b>	<b>174</b>	<b>388</b>	<b>510</b>	<b>736</b>	<b>709</b>
	<b>67</b>		<b>9</b>		<b>471</b>		<b>898</b>		<b>1445</b>	

**Table 6.**  
**Deaths in Hospitals and Institutions.**

	M	F	
Preston Royal Infirmary...	150	104	254
St. Joseph's Hospital ...	7	21	28
Chestnuts Sanatorium ...	7	—	7
Isolation Hospital...	14	5	19
Bairstow Street Nursing Home ...	—	—	—
Willows Convalescent Home ...	4	—	4
Sharoe Green Hospital ...	121	110	231
Ashton Hostel ...	1	2	3
Hospitals, other, outside the area ...	36	45	81
Total ...	340	287	627

The figure of 627 deaths in hospitals and institutions represents 43.3% of the total deaths.

Though these figures are no guide to the speed with which the chronic sick are admitted to hospital they certainly indicate that the Corporation, the Regional Hospital Board and certain private organisations between them make a considerable institutional contribution to the care of persons in the terminal phase of life.

**Table 7.**  
**Deaths in the various wards.**

	St. John's	Avenham	Central	Ashton	Savick	Tulketh	Moorbrook	Park	St. Matthew's	Deepdale	Ribbleton	Fishwick	Totals ...
Percentage of Total Population ...	10.00	8.00	11.00	8.00	4.00	8.00	9.00	9.00	8.00	8.00	9.00	8.00	
Under 1 year ...	4	4	8	14	3	—	1	5	5	6	10	7	67
1—2 years ...	—	—	1	4	—	—	—	—	—	—	—	—	5
2—5 years ...	—	—	2	—	—	—	—	—	—	1	—	—	3
5—15 years ...	—	—	—	—	—	1	1	1	1	1	—	—	5
15—25 years ...	2	1	—	2	—	1	1	1	1	1	1	—	11
25—45 years ...	6	2	5	4	2	9	11	3	7	2	9	4	64
45—65 years ...	42	26	44	21	10	32	44	40	34	39	27	41	400
65—75 years ...	51	25	51	33	11	25	53	52	27	28	18	37	411
75 and over ...	63	50	56	44	17	36	52	41	43	26	17	34	479
Total ...	168	108	167	122	43	104	163	143	118	104	82	123	1445



**Table 8.**  
**Comparative Annual Numbers and Rates of Births and Deaths.**

Year	Population	No. of Births	Rate per 1,000 Living	No. of Infant Deaths	Infant Mortality	Maternal Mortality			Total No. of Deaths	Rate per 1,000 Living
						Diseases and Accidents P.F.	Others	Rate per 1,000 Births		
1900	118,902	3,410	28.67	814	236	2	11	3.80	2,636	22.16
1	113,117	3,418	30.21	737	218	12	13	7.31	2,213	19.56
2	113,766	3,278	28.81	618	188	4	10	4.27	1,998	17.56
3	114,404	3,453	30.18	541	156	3	15	5.21	1,955	17.08
4	115,055	3,314	28.26	609	183	5	12	5.13	2,091	17.83
5	115,721	3,259	28.16	490	150	7	12	5.83	1,906	16.47
6	116,399	3,317	28.49	665	200	2	13	4.52	2,065	17.74
7	117,093	3,124	26.68	495	158	1	11	3.84	2,003	17.10
8	117,799	3,309	27.56	516	156	2	11	3.92	1,975	16.45
9	118,519	3,027	25.54	416	137	5	8	4.29	1,721	14.52
1910	119,253	2,812	23.58	438	156	4	7	3.91	1,758	14.74
1	117,216	2,726	23.25	473	173	2	13	5.50	1,984	16.92
2	117,630	2,753	23.40	342	124	1	4	1.82	1,972	16.76
3	118,070	2,888	23.95	462	160	2	6	2.77	2,043	16.98
4	118,514	2,841	23.97	401	141	2	20	7.74	1,873	15.80
5	118,118	2,546	21.48	395	155	5	7	4.71	2,086	18.63
6	119,611	2,315	19.36	254	109	3	3	2.59	1,774	16.14
7	118,993	2,019	16.96	255	124	1	5	2.96	1,660	15.46
8	118,595	1,906	16.07	213	113	2	4	3.15	1,944	18.36
9	122,168	2,086	17.45	225	110	5	4	4.31	1,760	14.72
1920	122,133	2,984	24.43	301	101	9	13	7.37	1,659	13.60
1	119,900	2,811	23.44	316	112	7	8	5.34	1,595	13.30
2	120,900	2,482	20.53	242	97	3	9	4.83	1,662	13.75
3	121,700	2,426	19.11	238	98	3	8	4.54	1,676	13.77
4	123,100	2,328	18.91	225	97	5	8	5.58	1,714	13.92
5	122,900	2,174	17.69	286	131	6	7	3.22	1,787	14.54
6	124,200	2,160	17.39	195	90	8	9	7.87	1,596	12.85
7	127,100	1,892	14.88	206	109	3	6	4.77	1,785	14.04
8	127,100	1,916	15.07	175	91	3	9	6.27	1,614	12.69
9	126,100	1,967	15.60	205	104	4	8	6.10	1,772	14.05
1930	126,100	1,975	15.66	145	73	9	4	6.59	1,554	12.24
1	120,100	1,881	15.66	165	88	5	5	5.32	1,661	13.83
2	118,500	1,764	14.89	149	84	4	6	5.67	1,547	13.05
3	117,800	1,720	14.60	150	87	4	3	4.07	1,577	13.39
4	117,490	1,670	14.24	115	69	6	14	11.97	1,611	15.24*
5	116,200	1,742	14.99	140	80	3	5	4.59	1,578	14.94*
6	115,200	1,663	14.43	138	83	7	8	8.60	1,624	15.51*
7	113,600	1,590	14.00	123	77	2	2	2.40	1,614	15.90*
8	113,200	1,766	15.60	125	71	3	—	1.62	1,473	14.44*
9	112,800	1,713	15.19	100	58	2	4	3.34	1,535	15.16*
1940	108,500	1,711	15.77	157	91	2	10	7.03	1,745	16.72*
1	111,490	1,925	17.27	137	71	3	4	3.47	1,543	13.84
2	110,000	1,968	17.89	107	54	2	4	2.94	1,506	13.69
3	109,100	1,952	17.89	132	68	2	2	1.98	1,624	14.89
4	108,190	2,032	18.78	120	59	—	1	0.48	1,386	12.81
5	108,480	1,949	17.97	99	51	1	—	0.51	1,514	13.96
6	114,070	2,380	20.86	134	56	—	4	1.68	1,438	12.61
7	116,520	2,574	22.09	178	69	1	—	0.32	1,578	13.54
8	118,130	2,219	18.78	86	39	1	—	0.44	1,491	12.62
9	119,500	2,170	18.16	94	43	1	—	0.45	1,469	12.91*
1950	120,300	2,101	17.46	68	32	—	—	—	1,550	13.39*
1	118,100	1,962	16.61	68	35	—	3	1.49	1,816	15.99*
2	119,200	1,960	16.44	63	32	—	—	—	1,453	12.67*
3	118,900	1,914	16.10	63	33	—	4	2.04	1,354	11.83*
4	118,400	1,823	15.40	50	27	—	1	0.54	1,407	12.83*
5	117,400	1,832	15.60	53	29	—	2	1.07	1,459	13.42*
6	117,200	1,843	15.73	55	30	—	1	0.53	1,449	14.46*
7	116,200	1,933	16.64	67	35	—	2	1.01	1,445	14.43*

\*The death rate for the years 1934-1940 and 1949 onwards have been adjusted in accordance with the area comparability factor supplied by the Registrar General annually. The figures for other years are crude death rates.



## Employment in the Area.

Mr. Heyworth, Manager of the Local Employment Exchange, has provided the following information :—

“ The high level of employment which has characterised the past few years in Preston continued throughout 1957. There was expansion in the engineering, aircraft and vehicle manufacturing industries, but some contraction in rayon production, rayon weaving and shoe and slipper manufacture. Work on the Longton by-pass road was completed, but work on the Preston by-pass is expected to last until November, 1958. Day to day placing activity has continued to the extent of over 6,500 vacancies filled in the year.

“ There is still a shortage of skilled workers in the engineering, aircraft and vehicle building industries and workers made redundant at Blackpool by the curtailment of Government defence expenditure were readily absorbed by firms in this area. There has, however, been a fall in the demand for workers in other industries. On the whole, labour was fully employed and the building trade was again short of skilled workers in the summer, but not in winter. Demands for resident domestic workers were difficult to satisfy. Special arrangements were made available by the Employment Exchange for students seeking employment during the summer vacation and to meet seasonal demands at Christmas over 500 casual engagements were made.

“ Though the numbers unemployed in 1957 were higher than in previous years the proportion of unemployed in relation to the insured population in the Borough was still below the national average being around 1% of the estimated insured population. In the first three months of the year there was some short-time working in the Cotton industry and towards the end of the year difficult trading conditions in the rayon weaving industry caused two mills to close down. Special arrangements were made for the Employment Exchange staff to interview workers before discharge and in this way it was possible to place them in new jobs immediately the mills closed down.

“ In April the Preston Employment Exchange was appointed as a selected office for dealing with the Professional and Executive Registrants—a service formerly available through the Appointments Office in Manchester. This service provides facilities for persons of professional or executive status, young graduates and other young people of good educational standards who seek appointments. The Preston office covers an area from Chorley in the south to Barrow in the north and from Blackburn in the east to the Fylde coast.

“ During 1957 work towards the resettlement of disabled persons continued and 300 placings were effected by the Preston Exchange and unemployment amongst those handicapped by disability continued at a low level. Disablement Resettlement Officers took full advantage of their numerous contacts with the medical profession and other official and voluntary bodies in the area in order that every facet of the many difficult cases handled might be understood and their particular problems recognised.

“ Good use was also made of Ministry of Labour Industrial Rehabilitation Units and Training Centres in efforts to achieve permanent and satisfactory resettlement for people who had suffered long spells of inactivity through sickness or injury.

“ There is a Nursing Appointments Officer in the Exchange in Preston whose special job it is to help and advise men and women who are interested in nursing as a career. This officer assists them to start training in hospitals and when they are qualified she can help them to find suitable nursing posts.



"The Exchange remained open until 7 p.m. each Tuesday evening for advice and assistance in connection with employment. This service continued to be used by people in employment who could not call during normal office hours.

"The Local Employment Committee, under the Chairmanship of Mr. William Seed, and the Disablement Advisory Committee, under the Chairmanship of Dr. P. M. Logan continued to meet quarterly."

**Table 9.**  
**Monthly Unemployed Register, 1957.**

1957	MEN		WOMEN		Total 1957	Total 1956	Total 1955
	Wholly Unemployed	Tempora'ly Stopped	Wholly Unemployed	Tempora'ly Stopped			
January ...	514	5	315	7	841	500	481
February...	543	4	319	31	897	520	471
March ...	475	13	312	29	829	534	470
April ...	388	5	265	26	684	532	445
May ...	364	14	276	29	683	482	434
June ...	375	12	247	54	688	474	363
July ...	356	9	236	22	623	566	597
August ...	399	3	271	10	683	542	567
Sept. ...	352	42	289	93	776	712	450
October ...	395	4	278	11	688	633	515
November	433	8	204	11	656	581	324
December	470	14	226	19	729	525	278

Mr. Richardson, the Juvenile Employment Officer, has furnished the following figures in regard to the numbers of juveniles who were unemployed during the year.

**Table 10.**  
**Number of Unemployed Juveniles**  
**in 1957 and the previous year.**

Month	Boys		Girls		Total	
	1956	1957	1956	1957	1956	1957
January ...	8	15	9	12	17	27
February ...	9	17	2	11	11	28
March ...	11	22	5	7	16	29
April ...	9	139	5	17	14	156
May ...	9	27	5	5	14	32
June ...	8	11	8	6	16	17
July ...	9	12	8	3	17	15
August ...	36	96	13	17	49	113
September ...	32	34	20	10	52	44
October ...	19	13	14	13	33	26
November ...	12	17	8	6	20	23
December ...	9	9	6	7	15	16

## General Provision of Health Services for the Area.

### I. CARE OF MOTHERS AND YOUNG CHILDREN.

#### Statistics.

1,933 live births were registered during the year and there were 54 still births.

Domiciliary midwives notified 19.1% of the total births, 48.4% were notified from Sharoe Green Hospital and 21.8% from Preston Royal Infirmary.

Investigations into the social circumstances of applicants for admission to hospital for confinement continued to be carried out and numbered 162 in respect of Sharoe Green Hospital and 28 for Preston Royal Infirmary. Advice was given that there were reasonable facilities for domiciliary confinement in 104 cases.

*Maternal deaths.* Two maternal deaths occurred during the year, one from air embolism, and the other from septicaemia due to septic abortion.

*Puerperal pyrexia.* 39 cases were notified during the year and 38 of these came from hospitals.

*Still births.* Total number 54.

Source of notification :—

Sharoe Green Hospital	...	34
Preston Royal Infirmary	...	9
St. Joseph's Hospital	...	2
Domiciliary practice	...	8
Private maternity home	...	1

The still birth rate of 27.18 per 1,000 related births was much higher than in 1956.

#### *Infant deaths.*

Total number of deaths of infants under the age of one year	67
Infant mortality rate per 1,000 live births	... 35
Number of deaths of infants under one month old	... 49
Neo-natal mortality rate per 1,000 live births	... 24.83

The infant mortality rate of 35 per 1,000 live births compares unfavourably with the figure of 30 for the previous year and a figure of 23 for England and Wales as a whole for 1957.



**Table 11.**  
**Infant Deaths.**

Cause	Days				Weeks		Months										Total	
	0—		1—7		1—4		1+		2+		4+		6+		9—12			
	M.	F.	M.	F.	M.	F.	M.	F.	M.	F.	M.	F.	M.	F.	M.	F.	M.	F.
9. Other Infective and Parasitic Diseases ... ..								1				1						2
14. Malignant Neoplasms. Other Lymphatic Neoplasms ...														1				1
16. Diabetes ... ..															1		1	
23. Pneumonia ... ..				1	1				2			2					3	3
25. Other Diseases of Respiratory System ... ..					1				1								2	
27. Gastritis, Enteritis and Diarrhoea ... ..								1									1	
28. Nephritis, Nephrosis ... ..											1						1	
31. Congenital Malformations ...	1		2			2	1	1		1				2			4	6
32. Other Defined and ill-defined Causes ... ..	18	5	12	5	1											1	32	10
34. All other Accidents ... ..																1		1
Total ... ..	19	5	14	6	3	2	2	2	3	1	1	3		3	2	1	44	23

### Clinic Premises.

Altogether five *ad hoc* maternity and child welfare clinics were in use during the year : Saul Street, Walton's Parade, Manchester Road, Cuttle Street and Tulketh Road. Rented premises continued to be used at Barlow Street, Guttridge and St. Mary's, Ribbleson. The new dental clinic at Saul Street clinic was brought into use in May, and dental facilities now exist at North Road, Eldon Street, Water Lane, Saul Street and Cuttle Street Clinics.

### Ante-natal and Post-natal clinics.

Eight combined ante-natal and post-natal clinics were held weekly. During the year, 758 expectant mothers made 3,451 attendances at these sessions compared with 670 and 3,142 respectively in 1956. Numbers of mothers attending the post-natal examination fell from 43 in 1956 to 23 in 1957. Many mothers are now given this examination by their family doctor as part of his general supervision of their pregnancy. These figures do not include attendances at the Royal Infirmary and Sharoe Green Hospital Maternity departments.



In addition, the consultative ante-natal clinic previously held once a fortnight was held weekly from March, 1957. During the year 321 mothers attended this clinic for the first time and 136 re-attended.

In 1956 the Ministry of Health issued a circular on ante-natal care, with an associated memorandum of the Standing Maternity and Midwifery Advisory Committee of the Central Health Services Council. Almost all the suggestions in the memorandum were already being carried out in ante-natal care by this authority, e.g., the routine checking of blood pressure, urine and weight at each visit; the routine ascertainment of blood grouping; referral to a consultative clinic for a routine check at 34 weeks; the sending of a letter to the general practitioner at eight months informing him of the patient's progress and the findings at the ante-natal clinic; the education of the mother in breast feeding, hygiene, clothing and analgesia. Previously a haemoglobin test was carried out when there was any suspicion of anaemia, but a blood specimen for this purpose is now taken as a routine measure.

### **Child Welfare Clinics.**

Nine medical and two non-medical sessions were held weekly and one non-medical session fortnightly throughout the year. In addition, the weekly non-medical session at St. Mary's, Ribbleson, clinic was discontinued in February, 1957.

The routine medical examination of babies on their first visit to the clinic, and again at about six months of age and at one year of age, continued to form an important part of the work of infant welfare sessions. Mothers appreciate the opportunity of a periodic examination of their children and of discussions about problems that they would otherwise find difficult to bring to light at an early stage.

Mothers still place perhaps too much emphasis on their child's gain in weight. They worry when their infant is not as heavy or growing as quickly as those of their neighbours or relatives, and they are very sensitive to remarks by others about this, feeling that people think that the child is not being very well looked after. The breast-fed baby particularly is often less fat and of slimmer build than a bottle-fed child and may well gain weight more slowly in the first few months, though not less healthy in any way. Indeed the impression still remains that the breast-fed baby is more resistant to infection than the sometimes heavier bottle-fed child. In any case, of course, the size of babies of any particular age varies as much as that of adults, and since heredity seems to play some part in determining bodily size a mother of small build should not be too much upset if her child is also rather tiny. The weight changes of a young baby can indeed be of great importance: what is needed, is so to speak, a balanced view of the matter.

Breast feeding is still not fashionable enough; but there are other reasons that stop mothers from breast feeding their babies. Some do not do so because they intend to go out to work later, though it would seem worthwhile to feed the baby in this way for the time before they do begin working. In other cases failure is associated with the pace of modern life which is not conducive to successful breast feeding as this needs relaxation and peace of mind. The young mother of to-day has sometimes too much to live up to: her home has to be perfect and she has to be housewife, companion, hostess and a perfect mother to



her baby, psychologically and materially. Such an ideal of perfection, silently stimulated by magazine articles and expected by many modern husbands, produces tension rather than the relaxation that is needed for successful breast feeding and healthy child development.

"Make do and mend" sessions, with dressmaking and toy making activities, were given by two demonstrators in the various clinics weekly or fortnightly. Group discussions and the showing of film strips also continued regularly throughout the year.

Displays on subjects of interest were produced in the show-case at Saul Street and where possible were shown also in the different clinics. Subjects dealt with included the prevention of accidents; respiratory infections; footwear; the care of the teeth; and the importance of immunisation.

The ladies of the Preston and District Infant Welfare Voluntary Workers' Association have continued to give their services and to render assistance at the infant welfare centres.

### Toddlers' Clinics.

Toddlers' clinics were held every fortnight at all the child welfare centres. Children between the ages of two and five are invited, at about the time of their birthdays, to attend for a routine medical examination. Sufficient time is allowed for each consultation so that any problems can be discussed at some length. The problems of toilet training often arise and the trouble in many cases seems to be that mothers expect too much of their children too early in life and are too strict while the child is still learning toilet control, so that finally this is not acquired so quickly or so thoroughly. The general problems of the rebellious two-year-old still baffle many mothers also and sometimes need lengthy discussion. As with the routine examinations at infant welfare sessions, the toddlers' clinics afford a good opportunity to observe the progress of development of the children and thus ascertain those in whom slow development is due, for example, to mental retardation or defective hearing.

Table 12 shows the numbers attending the various clinics during the year.

<b>Table 12.</b> <b>Toddlers' Clinics, 1957.</b>							
Clinic			No. invited	No. who attended		No. referred for specialist treatment	No. referred for observation
Barlow Street	...	...	558	208	37.3%	6	2
Cuttle Street	...	...	404	177	43.8%	25	3
Deepdale	...	...	467	234	50.1%	24	25
St. Mary's	...	...	338	129	38.1%	7	4
Manchester Road	...	...	405	195	48.1%	33	10
Waltons Parade	...	...	259	88	34.0%	16	8
Tulketh Road	...	...	373	148	39.7%	23	5
Saul Street	...	...	255	91	35.7%	16	16
Totals	...	...	3,059	1,270	41.2%	150	73

## WELFARE FOODS.

The centre at the Town Hall continued to sell the standard goods and the following quantities were distributed :—

National Dried Milk	...	...	...	50,304	tins
Orange Juice	...	...	...	118,246	bottles
Cod Liver Oil	...	...	...	11,089	„
Vitamins A and D	...	...	...	7,628	packets

In addition, dried milk and other nutrients continued to be sold at the welfare centres and during 1957 a quantity costing £2,563 was handled. The supply of free nutrients cost the Council £44.

## ANCILLARY THERAPY.

### Dental Treatment.

Mr. A. Kershaw, the Senior Dental Officer, who succeeded the late Mr. J. C. Knowles who died at the beginning of 1958, has supplied the following report :

“ The referring of expectant and nursing mothers and of pre-school children by the medical officers to the nearest dental clinic has continued throughout the year.

Detailed figures are shown in Table 13.”

**Table 13.**  
**No. of patients provided with dental treatment and form of treatment given.**

	Expectant and nursing mothers	Children under 5 years
Examined	56	150
Needing treatment	50	134
Treated	50	127
Made dentally fit	31	111
Extractions	87	98
Anaesthetics—Local	4	—
General	21	64
Fillings	83	77
Scaling and gum treatment	18	7
Silver nitrate treatment	4	71
Dressings	20	56
Radiographs	1	—
<b>Dentures provided—</b>		
Complete	8	—
Partial	12	—
Dentures re-lined	—	—



### Physiotherapy.

Regular clinic sessions for remedial exercises were held at Cuttle Street, Manchester Road, the Open Air School, Tulketh Road and Saul Street clinics, and artificial sunlight therapy was also given at all centres except Saul Street. Exercises for expectant mothers were given at weekly sessions held at Guttridge, Manchester Road, Tulketh Road, Cuttle Street and Saul Street ante-natal clinics.

The following table shows details of the work done in 1957 :—

<b>Table. 14</b> <b>Physiotherapy treatment</b>					
		New Patients	Number Discharged	Attendances	Sessions held
Pre-school children	... ..	118	161	3,249	431
Expectant mothers	... ..	54	36	227	102
Artificial sunlight therapy	...	66	40	1,037	104

### Ear, Nose and Throat Clinic.

Facilities for the diagnosis and treatment of ear, nose and throat conditions exist through the clinic run as part of the School Health Service. The following is a summary of the work done for pre-school children :

New cases	... ..	25
Re-inspections	... ..	51
Referred for :		
Operative treatment	... ..	13
Treatment in clinic	... ..	6
Observation	... ..	36
X-ray	... ..	4
Audiometry tests carried out	... ..	1
Treatment :		
Operative	... ..	15
Clinic	... ..	6
Total attendances	... ..	76

The audiometry test mentioned above was carried out on a child aged two-and-a-half who had been noticed by the matron of her day nursery not to be talking and apparently not hearing. Tests showed her mental ability to be normal, "peep-show" audiometry produced no response to sounds of any frequency, and her complete deafness was confirmed by the speech amplifier equipment at the Royal Cross School. The child was admitted to that school shortly afterwards.

### Ophthalmic Clinics.

The majority of pre-school children dealt with were seen at the squint clinic. The following is a record of the work done on pre-school children during the year :

Number of children dealt with	...	...	58
New cases	...	...	40
Refractions	...	...	41
Re-inspections	...	...	148
Prescriptions given	...	...	25
Referred for :			
Operative treatment	...	...	11
Orthoptic treatment	...	...	10
Total attendances	...	...	188

### Paediatric Clinic.

Pre-school children referred to the Paediatric Clinic at the Open Air School numbered 12 in 1957. Six of the children were cases of cerebral palsy and two were cases of eczema.

### Orthopaedic Clinic.

The following is a record of the work done on pre-school children during the year at the Orthopaedic Clinic at the Open Air School :

Number of children under treatment	...	90
New cases	...	32
Total attendances	...	169
Referral for X-ray	...	20
Recommended admission to hospital	...	2
Classification of defects dealt with :—		
Congenital deformities	...	27
Other deformities	...	60
Inflammatory lesion	...	1
Infantile paralysis	...	1
Cerebral palsy	...	1

### Care of Illegitimate Children.

The Council continued the general arrangements under this heading during the year and close liaison was maintained with the local moral welfare councils. One mother was cared for at Parkinson House, Preston, and one at the Fylde House of Help, Blackpool.

### Care of Premature Infants.

Preston babies born as premature infants in 1957 numbered 169, compared with 159 in the previous year. Of the 169 babies, 146 were born in hospital and 23 in domiciliary practice, and 158 survived. The care of the premature baby in the home continues to rest with the individual midwife under the close supervision of the Superintendent Midwife until the child attains 6 lbs. in weight. The mothers of premature babies are taught how to handle and feed them by the midwife and carry this out very well. As premature babies are highly susceptible to infection handling by the mother only reduces the risk. Premature baby outfits were lent out in four cases during the year and all the babies concerned survived.



The following table gives the number of premature infants and their survival state up to 28 days after birth.

**Table 15.**  
**Premature Infants Survival State.**

Birth Weight	Died First 24 hours	Died 2nd— 7th day	Died 8th— 28th day	Sur- vived 28 days	Total
<b>Babies born at home and Nursed at home—</b>					
Up to 3 lbs. 4 ozs. ... ..	—	—	—	—	—
3 lbs. 5 ozs. to 4 lbs. 6 ozs. ... ..	—	—	—	—	—
4 lbs. 7 ozs. to 4 lbs. 15 ozs. ... ..	—	—	—	1	1
5 lbs. to 5 lbs. 8 ozs. ... ..	—	—	—	17	17
Total ... ..	—	—	—	18	18
<b>Babies born at home and Transferred to hospital—</b>					
Up to 3 lbs. 4 ozs. ... ..	1	—	—	—	1
3 lbs. 5 ozs. to 4 lbs. 6 ozs. ... ..	—	—	—	2	2
4 lbs. 7 ozs. to 4 lbs. 15 ozs. ... ..	—	1	—	1	2
5 lbs. to 5 lbs. 8 ozs. ... ..	—	—	—	—	—
Total ... ..	1	1	—	3	5
<b>Babies born in hospital—</b>					
Up to 3 lbs. 4 ozs. ... ..	10	3	—	5	18
3 lbs. 5 ozs. to 4 lbs. 6 ozs. ... ..	1	2	—	22	25
4 lbs. 7 ozs. to 4 lbs. 15 ozs. ... ..	1	—	—	29	30
5 lbs. to 5 lbs. 8 ozs. ... ..	—	1	1	61	63
Total ... ..	12	6	1	117	136
<b>Babies born in private Maternity homes—</b>					
Up to 3 lbs. 4 ozs. ... ..	—	—	—	—	—
3 lbs. 5 ozs. to 4 lbs. 6 ozs. ... ..	—	—	—	—	—
3 lbs. 7 ozs. to 4 lbs. 15 ozs. ... ..	—	—	—	4	4
5 lbs. to 5 lbs. 8 ozs. ... ..	—	—	—	6	6
Total ... ..	—	—	—	10	10
GRAND TOTALS ... ..	13	7	1	148	169

### Day Nurseries.

A total of 263 places in six Day Nurseries continued to be provided by the Council. The average daily attendance during the year was 222. Factors causing reduction in attendances were the measles epidemic at the beginning of the year, and the influenza epidemic in the autumn when many of the parents were affected and had to remain off work. A summary of the statistics relating to children at the nurseries is given in Table 16,

**Table 16.**  
**Summary of Statistics, 1957.**

	Eldon St.	Fish- wick	Gordon St.	Harting- ton Rd.	Isher- wood St.	Ribble- ton Ave.	Total
Attendances ... ..	10,090	7,309	9,298	10,852	10,178	7,939	55,666
New children admitted	39	81	55	42	46	40	303
Children left ... ..	35	87	60	45	44	40	311
On Register—							
January 1st ... ..	46	38	45	49	58	41	277
December 31st ...	48	36	42	47	60	44	277
On Waiting List—							
January 1st ... ..	56	8	44	40	24	25	197
December 31st ...	58	2	72	53	37	14	236
INFECTION :							
Measles ... ..	—	18	30	2	—	29	79
Rubella ... ..	—	3	—	—	2	—	5
Chicken Pox ... ..	—	1	—	2	—	3	6
Whooping Cough ...	—	3	2	—	—	—	5
Mumps ... ..	—	—	—	2	—	—	2
Dysentery ... ..	10	—	12	—	3	—	25
Scarlet Fever ... ..	—	—	—	—	—	1	1
Gastro-Enteritis ...	—	1	—	—	—	—	1

The majority of these places continued to be taken by children whose parents were both working. Many of these live on the new housing estates with higher rents or are paying mortgages on houses they have bought. During the year 51 children were admitted to nurseries for periods of one to four weeks while their mothers were in hospital. On two occasions during the year children have been admitted as an emergency for several hours while arrangements were made for their care.

Children on the register of the nurseries on social grounds numbered 69 at the end of the year. Details of these children are given in the following table :

**Table 17.**  
**Children on the Register of Day Nurseries on Social Grounds at the end of 1957.**

Parents separated or divorced ... ..	24
Mother widow ... ..	8
Father widower ... ..	1
Mother unmarried ... ..	17
Mother in hospital ... ..	3
Father in prison ... ..	7
Father disabled ... ..	2
Father continually unemployed ... ..	1
Poor housing conditions ... ..	4
Maladjusted children or parents ... ..	2
Total ... ..	69



Four of the nurseries are recognised training centres for the purpose of the National Nursery Examination Board Certificate. The course of training lasts two years and there were 22 students in training during the year, of whom eight gained their certificate. It is not always possible to absorb all the trained students on to the staff, but many on reaching the age of 18 enter hospital to do their general nursing training, and in 1957 eight did so.

In this way, the gap for those leaving school at 15 or 16 is bridged and their interest is held until they are old enough to enter hospital. The shortage of pupil midwives in 1957 caused the Hospital Management Committee to decide to employ nursery nurses in the maternity department nursery at Preston Royal Infirmary. Two of our past students were accepted and they have helped to make the scheme a great success. Others have gone on to work with other authorities in day or residential nurseries.

### **The Thursday Club.**

This Club was opened on October 8th, 1952. It was originally intended that the Club should be open to Parents, but fathers have not been very forthcoming and the only members are therefore mothers.

The Club meets once a month on the fourth Thursday, at Manchester Road Clinic, at 7-30 p.m. There are now 63 members. The purpose of the Club is twofold—educational and social.

There is no charge in the way of membership fees, and the only cost to members is threepence for a cup of tea at each meeting, 1/6 for the Christmas Party and approximately 10/- for the summer outing.

### **1957 Programme.**

January	...	Film—"Aims of Industry."
February	...	A talk on the Library Service by Miss Downton—Borough Librarian.
March	...	A play given by the Penwortham Townswomen's Guild.
April	...	A talk given by Miss Manning, Physiotherapist, on the Care of Children's Feet and Footwear.
May	...	A demonstration by Mrs. Robinson on Dressmaking and Household Furnishing Hints.
June	...	An outing to the Theatre in Blackpool.
August	...	Film Strips shown by Miss Sowerby on the "Care of the Aged."
September	...	Mrs. Beaumont, School Meals Organiser—"School Meals and Nutrition."
October	...	Area Organiser, N.S.P.C.C. on the work of that Society.
November		Sergeant Adderley, Preston Borough Police, on the work of a Policewoman.
December	...	Christmas Party.



The Club is proving worthwhile and the members are keen—all suggestions for the Club's activities come from them. Suggestions are varied and ambitious, e.g., members were most anxious to have a demonstration by the Elizabeth Arden representative on "Make-up and Care of the Skin." The demonstrator's fee was found to be £10 10s. 0d. and as the Club does not carry funds such a venture was out of the question.

Because the Club does not have a Fund and is therefore not in a position to offer a fee to lecturers, its members are all the more appreciative of those who give of their time, knowledge and experience.

## II. MIDWIFERY.

Early in 1957 Miss Holmes retired after 20 years' service as Non-medical Supervisor of Midwives and was succeeded by Miss Jobling. At the end of the year 30 midwives were in practice in the town, of whom 14 were employed at the Royal Infirmary, six at St. Joseph's Hospital, two in private maternity homes, and eight, including the Supervisor, in municipal domiciliary practice.

The nurses in the Council's domiciliary midwifery service performed 354 deliveries and attended 37 deliveries as maternity nurses. The proportion of home confinements remained low at 19.24%, being limited by the continuing shortage of midwives at the beginning of the year when there were only three midwives and two part-time maternity nurses. The staff position gradually improved so that by the end of the year there were six full-time midwives, one part-time midwife and two part-time maternity nurses working in the domiciliary service, in addition to the non-medical supervisor of midwives.

The hospital staffs and general practitioners again gave very helpful co-operation in maintaining an efficient service for expectant mothers, and by the end of the year the domiciliary staff were able to undertake some of the Preston Royal Infirmary bookings whilst a ward at Chorley Maternity Hospital was closed.

The analgesia in childbirth available to all mothers confined at home was extended to include trilene as well as gas and air and pethidine analgesia. The trilene apparatus is lighter, smaller and easier to carry around than the gas and air apparatus, and just as easy to use. Pethidine was given to 233 mothers (i.e. 60% of the total), gas and air analgesia to 239 (i.e., 61%) and trilene to 64 cases.

During the year 414 accouchement outfits were provided. Medical aid was sought by the midwife in 25 cases where no doctor had been booked for the confinement. The hospital "Flying Squad" was called out in three cases: one with severe haemorrhage during delivery, one with severe antepartum haemorrhage, and one with retained placenta. The oxygenaire apparatus was used on three occasions during the year.

Table 18 shows figures for the midwifery work carried out in the town since 1948, and Table 19 the place of delivery of Preston mothers in 1957.



Table 18.

**Total confinements and distribution of these confinements between hospitals and nursing homes, general practitioners and midwives for ten years since 5th July, 1948, and attendances at Corporation clinics.**

Year	Hospital confinements	Domiciliary confinements	Total confinements	% domiciliary confinements to total	DOMICILIARY CONFINEMENTS				CLINICS			
					MIDWIVES		MATERNITY NURSES		No. of persons who attended	Total No. of attendances at clinics	Average attendance of each person	Ratio of persons attending to total domiciliary confinements
					Number attended	% of total domiciliary confinements	Number attended	% of total domiciliary confinements				
1	2	3	4	5	6	7	8	9	10	11	12	13
1948 (from July)	829	270	1,099	24.57	172	63.7	98	36.3	222	690	3.11	82%
1949	1,639	574	2,213	25.94	350	61.0	224	39.0	777	2,994	3.85	135%
1950	1,669	487	2,156	22.59	323	66.3	164	33.7	602	2,798	4.53	124%
1951	1,530	454	1,984	22.88	302	66.5	152	33.5	620	3,023	4.88	137%
1952	1,511	508	2,019	25.16	321	63.3	186	36.7	667	3,311	4.97	132%
1953	1,454	548	2,002	27.37	424	77.6	122	22.4	770	3,891	5.05	141%
1954	1,422	487	1,909	25.50	366	75.2	120	24.7	712	3,793	5.16	146%
1955	1,527	350	1,877	19.18	297	84.9	52	14.9	727	3,593	4.94	208%
1956	1,526	373	1,899	19.64	310	83.1	63	16.9	670	3,142	4.69	180%
1957	1,641	391	2,032	19.24	354	90.5	37	9.5	758	3,451	4.55	194%

Table 19.  
Place of delivery of Preston mothers during 1957.

Place of confinement	Available beds	No. of Preston deliveries
Domiciliary ... ..	—	391
Sharoe Green Hospital ... ..	51	985
Preston Royal Infirmary ... ..	50	444
St. Joseph's Hospital ... ..	22	168
Maternity homes ... ..	6	38
Other hospitals ... ..	—	4
Others ... ..	—	2
Totals ... ..	129	2,032

These figures of deliveries relate only to women normally domiciled in Preston and the hospitals undertook a large amount of obstetric work for the surrounding areas also.

### III. HEALTH VISITORS.

At the end of the year there were 17 trained health visitors on the staff, including the superintendent and her deputy. In addition there was one whole-time tuberculosis visitor and one venereal diseases social worker. Work in relation to schools and immunisation was undertaken by eight clinic nurses. Under the assisted training scheme three students started their course of training in September.

Table 20 gives the number and nature of visits carried out by the health visitors in 1957.

**Table 20.**  
**Domiciliary Health Visiting.**

Number of visits to :	Year 1957
Births (first visit) ... ..	1,919
Births (re-visits) ... ..	9,097
Stillbirths ... ..	54
Children 1—5 years, first visits ... ..	21
re-visits ... ..	11,554
Expectant mothers (first visits) ... ..	352
Expectant mothers (subsequent visits) ... ..	286
Persons suffering from illness, 0—5 years ... ..	47
5—15 years ... ..	102
15+ ... ..	724
Infectious diseases ... ..	1,152
Special visits ... ..	462
Infant death investigations ... ..	52
Visits to elderly, sick and infirm persons ... ..	454
Tuberculosis domiciliary visits ... ..	1,563
Handicapped persons ... ..	286
Total number of visits ... ..	28,125



As can be seen from the various types of visit mentioned in the table above, the health visitor is visiting members of the community of all ages—from the young infant and school child to the handicapped adult and the old age pensioner.

Apart from their day-to-day work of health education the health visitors spent some time during the year in giving lectures and in showing students of various kinds the different aspects of their work.

Lectures were given during the year as follows :—

(i) Brindle Lodge—Joint Preliminary Training School for State Registration. Eight lectures in all were given, that is, two lectures to each of four schools.

(ii) Preston Royal Infirmary. Twelve lectures were given to third-year student nurses, that is, three lectures to each of four schools.

The lectures at both Brindle Lodge and the Royal Infirmary deal with the health services provided by the local authority. The students in the preliminary school are given an outline of the services provided and an introduction to preventive social work. The third year students are given more detailed information with regard to both the domiciliary services and how they play their part, and the liaison between hospital, general practitioner, the patient at home and the local authority.

(iii) Bolton Technical College—Health Visitors' Training School. Six lectures were given during the year—two as part of the 1956-57 training course and four at the end of the year as part of the 1957-58 course. The subjects for lecture were :

1. The National Health Service.
2. The ethics of Health Visiting.
3. Relationships.
4. The Health Visitors' duties in relation to school health work.
5. The care of the aged.
6. Problem families.

Observation visits with health visitors were made by students of various kinds. A trainee hospital welfare officer from the Department of Social Administration, University of Manchester, spent two days paying domiciliary visits with the health visitor as well as one day with a home teacher for the blind and one day with a mental health worker.

In April, third year student nurses from Preston Royal Infirmary began to make observation visits with the health visitor on the district. This ties up with the lectures mentioned above that are given to them on the public health services. From April to December, 40 such students spent half a day each with the health visitor.

Student health visitors from the Bolton Technical College have continued to spend time in the department to receive practical instruction. Two students attended for ten weeks and during that time they were shown the domiciliary work of the health visitor and the work of the clinics, and of the School Health Service. Visits were arranged for them to the various sections of the Health Department and also to a juvenile court, the Children Department, and a moral welfare home.

The time spent with these visitors is well spent, in that it adds to the interest of the work and prompts the staff to keep up to date in their knowledge.



#### IV. HOME NURSING.

In 1957 there was a staff of a matron, a deputy matron and 17 district nurses engaged in home nursing. Ten motor scooters were provided during the year for the use of these nurses and have proved a great help in enabling the nurse to travel more quickly round her cases. The total number of visits carried out during the year by the district nurses was 81,890, the highest on record. Once again the most frequent single reason for a visit was the injecting of insulin for diabetes. Visits to children under five years of age numbered 556.

Tables 21 and 22 show details of the work done by the nurses during 1957.

**Table 21.**  
**Summary of the work of the District Nurses.**

	No. of cases at beginning of month	New cases	Terminated				No. of cases at end of month	No. of visits
			Re- covered Conv.	Hosp.	Died	Other causes		
January ...	510	207	127	24	36	10	520	7,001
February ...	520	159	101	17	19	8	534	5,931
March ...	534	156	84	17	21	13	555	4,740
April ...	555	243	168	23	39	13	555	7,911
May ...	555	162	108	16	24	5	564	6,145
June ...	564	169	110	17	31	6	569	6,486
July ...	569	129	92	16	15	3	572	6,247
August ...	572	214	125	22	20	11	608	9,161
September ...	608	217	155	20	29	7	614	8,265
October ...	614	191	140	27	18	12	608	6,881
November ...	608	106	75	10	10	5	614	4,833
December ...	614	193	140	31	33	12	591	8,379
Total for year	—	2,146	1,425	240	295	105	—	81,980

**Table 22.**  
**Visits paid by district nurses in each of the past five years.**

Year	First visits.	Total visits
1957	2,677	81,980
1956	2,178	74,562
1955	2,189	63,522
1954	3,155	59,559
1953	3,652	64,527
1952	3,110	64,792

Table 23 shows the number of cases of certain conditions dealt with by the district nurses during the year and Table 24 the numbers relating to infectious diseases and complications of pregnancy.



**Table 23.**  
**Conditions dealt with by District Nurses during the year.**

	Number of cases	Number of visits or attendances at clinic
Heart disease ... ..	269	9,663
Cancer ... ..	120	4,477
Cerebral vascular disease	237	9,580
Blood diseases ... ..	290	8,287
Diabetes ... ..	81	15,041
Tuberculosis ... ..	126	7,884
Other chest diseases ...	374	4,752
Other infectious diseases ...	159	1,794
Post-operative cases ...	128	3,937
Fractures ... ..	17	813
Varicose ulcer of leg ...	34	1,891

**Table 24.**  
**Cases of Infectious Disease and complications of pregnancy visited during the year by district nurses.**

	Number	Visits
Pneumonia (all forms) ... ..	49	468
Tuberculosis ... ..	126	7,884
Influenza ... ..	104	1,221
Measles ... ..	2	15
Eye Infections ... ..	2	75
Mastitis ... ..	10	63
Pyrexia ... ..	8	82
Erysipelas ... ..	2	15
Post Partum Haemorrhage ...	1	7
Anaemia ... ..	8	63
Caesarean Section ... ..	1	13
Uterine Haemorrhage ... ..	2	14
Miscarriage and Abortions ...	5	42
Phlebitis ... ..	1	11
Torn Perineum ... ..	1	16
	322	9,989

The effectiveness of the home nursing services in relieving the pressure on hospitals by providing home care for patients who might otherwise have to be admitted to hospital (Ministry of Health circular 158) is difficult to measure. The following are types of cases dealt with which might otherwise have had to go into hospital for treatment :—

1. Cases requiring daily injections, e.g. tuberculosis, severe sepsis, blood disease, cancer.
2. X-ray preparations : cases who are able to go into hospital on the day of X-ray instead of a day or two before.
3. Cases requiring a good deal of nursing care, e.g., with paralysis, incontinence or chronic lesions requiring careful daily dressing.



## V. AMBULANCE SERVICE.

At the end of the year the ambulance fleet consisted of four short-wheel-based Bedford ambulances, two long-wheel-based Bedford ambulances and four seven-seater Bedford sitting case vehicles.

The mileage covered by the service during the year was lower than that in 1956, but there was little change in the number of journeys.

The staff consists of a station officer, a deputy station officer, three telephonists, 22 driver-attendants and one attendant.

Eleven journeys involving 136 miles were made for Lancashire County Council and ten journeys involving 184 miles for other authorities.

**Table 25.**  
**Ambulance Service—Record of journeys made and mileage covered.**

	BOROUGH							
	1950	1951	1952	1953	1954	1955	1956	1957
January								
Mileage	7,661	8,944	8,620	10,327	11,029	12,535	12,376	11,520
Journeys	1,622	1,922	1,970	2,365	2,791	3,198	3,015	2,953
February								
Mileage	6,848	7,898	9,065	9,188	10,349	10,688	11,763	10,767
Journeys	1,603	1,719	1,910	2,283	2,688	2,743	2,831	2,724
March								
Mileage	8,095	8,484	8,820	9,994	11,092	11,925	12,149	10,568
Journeys	1,904	1,899	1,811	2,492	2,697	2,928	3,035	2,978
April								
Mileage	7,627	9,359	8,614	9,342	10,272	11,110	11,138	10,812
Journeys	1,638	1,958	1,605	2,293	2,474	2,619	2,811	2,803
May								
Mileage	7,686	8,297	9,007	9,341	11,087	11,807	10,640	11,903
Journeys	1,791	1,887	1,856	2,337	2,932	2,805	2,734	2,948
June								
Mileage	8,061	9,060	9,171	10,048	11,486	11,403	10,320	11,004
Journeys	1,731	1,946	1,802	2,543	2,757	2,923	2,717	2,643
July								
Mileage	8,461	8,988	9,598	9,717	11,792	11,987	10,975	11,576
Journeys	1,958	1,774	1,819	2,438	2,581	2,589	2,433	2,755
August								
Mileage	7,765	9,157	9,250	10,325	11,627	12,114	11,103	10,487
Journeys	1,676	1,625	1,836	2,431	2,789	2,760	2,683	2,534
September								
Mileage	7,994	9,394	8,764	10,375	11,080	12,440	10,351	11,516
Journeys	1,498	1,654	1,854	2,471	2,787	2,852	2,679	2,787
October								
Mileage	8,917	9,059	10,129	11,165	11,471	11,576	12,269	11,420
Journeys	1,615	1,796	2,323	2,687	2,574	2,704	3,195	2,675
November								
Mileage	8,427	7,659	9,401	10,873	13,153	1,0442	12,603	11,012
Journeys	1,877	1,784	2,367	2,738	2,963	2,661	2,986	2,775
December								
Mileage	8,401	8,561	9,751	10,957	12,460	10,914	11,253	10,216
Journeys	1,781	1,914	2,630	2,714	3,165	2,738	2,698	2,704
Total Mileage	95,943	104,860	110,190	121,652	136,898	138,941	136,940	132,801
Total Journeys	20,694	21,948	23,783	29,792	33,198	33,520	33,817	33,279



## VI. PREVENTION OF ILLNESS, CARE AND AFTER-CARE.

### 1. Tuberculosis.

The general arrangements for prevention, care and after-care in relation to tuberculosis are given on page 64.

### 2. Convalescent Treatment.

In 1957 20 adults and four children were sent to various convalescent homes. Of these patients nine were over 60 years of age and were recommended by their general practitioner for convalescence in most cases so that relatives looking after them could themselves go for a much needed holiday. Seven more were physically handicapped patients, normally confined to the house, who would otherwise not have had a change of surroundings over a long period. One of these, injured in an accident at work three years previously and still requiring twice-weekly transport to hospital for treatment up to the time of her convalescence, was able to return to her own job shortly after her return.

One blind mother was sent to a special convalescent home and her young baby to a foster parent for the same period. Two mothers, both requiring convalescence, but unable to leave their small children, were sent away each with two children.

Convalescence was requested by general practitioners, hospital almoners, the W.V.S. and relatives, but in all cases the family doctor was consulted before arrangements were made.

### 3. Domiciliary Meals Service.

Persons suffering from illness or otherwise infirm continued to be able to receive a hot mid-day meal delivered to them in their home under the domiciliary meals service. Table 26 shows the scope of the service during 1957.

Table 26. Invalids' and Infirm Persons' Meal Service.				
Number of persons receiving meals on 1.1.57	Number of new recipients during year	Number of persons ceasing to have meals during year	Number of persons remaining at 31.12.57	Total Number of meals served during year
150	170	158	162	16,181

### 4. Night Attendant Service.

This service was continued during 1957 under the supervision of the Home Help Organiser. It is run on similar lines to the home help service and is designed to help relatives and friends of invalids who cannot be left on their own with safety.

During the year 74 cases were assisted and at the end of the year there were eight night attendants employed.



## 5. Provision of Nursing Equipment and Apparatus.

General nursing equipment and apparatus are provided by the St. John Ambulance Association. This association has for years past had a comprehensive well-stocked nursing equipment section available to everyone in the town. Its service has been supplemented directly by the Corporation by the provision of beds and bedding, bed linen, nightwear, bed blocks, fracture boards, support boards and other similar forms of equipment which may be needed to meet the requirements of a patient being nursed at home.

## 6. Laundry Service.

From time to time circumstances arise whereby a patient ill at home is unable to arrange for laundering either by relatives or neighbours or through a commercial laundry, of the bed and personal linen and facilities are provided at the Corporation laundry for dealing with such linen. The need is small in extent and is most commonly met with in the case of elderly people living alone where linen has not only to be lent but also laundered.

## 7. Health Education.

The work of educating the public on matters of health and hygiene continued during the year. A Health Education Officer was appointed in August to co-ordinate the work.

In the infant welfare clinics talks were given and film strips shown on various subjects including : vitamins ; vaccination against smallpox, whooping cough immunisation ; the social services ; the care of baby's feeding bottle ; and home safety. Discussion groups were held after each talk or film strip and on the whole the mothers were quite willing to join in discussion. Displays were shown on various subjects in the window at 48 Lancaster Road, and some of these were later adapted for showing in the various clinics. The subjects on display included smoking and lung cancer ; home safety ; nutrition ; the head louse ; scabies ; food hygiene ; foot health ; the care of the teeth ; and whooping cough and diphtheria immunisation.

Talks illustrated by film-strip were given to expectant mothers at Saul Street clinic on the following : vitamins in pregnancy, ante-natal and post-natal exercises ; breast feeding ; the lying-in period ; analgesia.

Propaganda on smoking and lung cancer (Ministry of Health Circulars 7/57 and 1/58 has been carried out in various ways. Posters on the subject were displayed in public buildings, factory canteens, youth clubs and 'bus shelters. Pamphlets have been given to school leavers and to youth organisation leaders. Displays on the subject were shown in the window at 48 Lancaster Road and in clinics.

## 8. Problem Families.

The co-ordinating committee continued its regular review of certain "problem families" during the year. The numbers dealt with by the committee were as follows :—

Number of families being reviewed at the beginning of the year	15
Number ceasing to have regular review in 1957 ... ..	1
Number added during 1957 to list for regular review ...	6
Number of families being reviewed at the end of the year	20



The family taken off the list for review during the year ceased to exist as a family and the children were taken into care. Prostitution on the part of the wife and drunkenness on the part of the husband were factors in the break-up of the family.

The families added to the list for regular review in 1957 numbered six. One is a case where the wife is seldom at home and the husband does not go out to work but remains at home to look after the five children. One is a family where home conditions were very bad, and a teenage girl appeared to be in some moral danger. The third family is a gypsy one where there was a question of physical neglect of the child, a bad psychological environment, and poor school attendance. The fourth was a case of a breakdown in husband-wife relationships. In the fifth family there was neglect of the children and the mother was frequently away from home. The sixth case was an old one brought forward for regular review when the mentally defective mother was again pregnant.

Several of the families under review for some years showed improvement during the year, but some others remained as antisocial, as much in debt, as dirty and neglectful of their children as before in spite of the constant supervision of members of the committee.

## **9. Physically Handicapped.**

At December 31st, 1957, the Health Visitors had 281 physically handicapped persons under domiciliary care.

During the year 286 visits were paid. Some of the handicapped are in employment and earning their living; others are unemployable, but are in the care of relatives and comfortably housed. All visits paid are appreciated, and the patients look forward to seeing the Health Visitor. Help and guidance is given and takes various forms, from investigation into the needs for and provision of various types of aids to that of liaison with other sections within the department and with Voluntary Organisations. Examples of the help given are as follows :—

(1) Six patients were provided with Tripod walk aids and one with a Bon-a-ped walk aid. Most of these patients were suffering from hemiplegia and aids were supplied at the request of either the general practitioner or the hospital consultant. These "aids" are on loan to the patient and remain the property of the local authority.

(2) Three patients were sent away for periods of a fortnight each for convalescence. This served a dual purpose, for as well as benefitting the patient it also gave relatives a little relief from the strain of caring for the incapacitated. Similarly arrangements were made for two severely handicapped patients to be admitted to chronic sick bed accommodation as a temporary measure in order



that relatives might take a much needed holiday. It is reasonable that relatives who are willing and anxious to care for the physically sick should be helped in this way.

(3) One patient, a young woman, was, as a result of reports submitted by the Health Visitor, allocated the tenancy of a Corporation flat. Her handicap was such that it was essential that she should have separate accommodation which was not available to her at home with her family.

(4) A severely handicapped young man with a spinal injury and complete paralysis of both lower limbs was visited in hospital in Southport by the Health Visitor, prior to his discharge home. The type of equipment he would require on his discharge was seen in the hospital and arrangements were made for this to be provided and delivered to his home to await his discharge: hospital-type bed, special mattresses, wheel chair and other nursing requisites.

(5) Arrangements were made for Meals-on-Wheels to be supplied in four cases and Domestic Help in two.

(6) Nine patients were encouraged to attend the Training and Social Centre and are now regular attenders.

(7) A husband and wife, both blind, and with a sighted baby, were given very considerable supervision. On discharge from hospital with her new baby, the mother was visited regularly by the Health Visitor—a seven day week service was given up to the baby being 4 months old—and the mother and husband were carefully trained in the care and management of their baby. The Health Visitor arranged with members of the church attended by the mother to visit and take mother and baby to the Child Welfare Centre and on shopping expeditions. Arrangements were made for the mother to stay at a convalescent home for two weeks and during that time the baby was cared for in a Corporation residential nursery.

The domiciliary supervision of the physically handicapped is one of the newer aspects of the Health Visitor's work, but already there is proof of demand for her services and she herself, by her ability to assess requirements, to tackle the particular problems, her close relationship with the other domiciliary services and knowledge of the facilities they have to offer, is proving that she is a person well qualified to meet this demand.

## 10. Cerebral Palsy.

Cerebral palsy varies greatly in severity from one case to another, and many of the less afflicted cases are able to carry on their activity without help or supervision. Some of the more severe adult cases who are disabled and who may need help in various ways are registered in the welfare services section and many of the children affected are known through the school health service.



The cases known to the staff are recorded in the following table.

<b>Table 27.</b> <b>No. of known cases of cerebral palsy and epilepsy.</b>						
Ages	Cerebral palsy			Epilepsy		
	Males	Females	Total	Males	Females	Total
—5 ... ..	7	—	7	1	—	1
5+ ... ..	9	5	14	2	6	8
10+ ... ..	8	9	17	7	7	14
15+ ... ..	4	3	7	8	6	14
20+ ... ..	11	6	17	10	5	15
30+ ... ..	2	1	3	2	6	8
40+ ... ..	2	1	3	1	6	7
50+ ... ..	2	—	2	4	3	7
60+ ... ..	—	—	—	—	3	3
70+ ... ..	—	—	—	—	1	1
Total ...	45	25	70	35	43	78

Voluntary registration of any condition depends for its success on the apparent benefit to be obtained by the persons invited to co-operate. In the case of children of school age and under, registration is fairly complete, for not only are the cases ascertained at routine clinical examinations, but diagnosis, supervision and care are all available through the orthopaedic and paediatric clinic facilities and the special cerebral palsy unit at the Open Air School, at which, last year, nine cases were in attendance at the end of the year. Since the orthopaedic and paediatric consultants hold clinics at the school and are regularly in consultation the care of these cases, medical, social and educational, is fully co-ordinated.

In the case of adults a small number of cases of the more severe type have been registered through the welfare services section. Occupational therapy in the home is provided for cases whose spatial movements are severely restricted and two men are doing handicrafts at home, whilst two weekly day sessions are held at the social centre for persons suffering from crippling defects. Three men aged 19, 22 and 45 and two women aged 21 and 30 were attending at the close of the year.

Close co-operation exists with the youth employment officer and the disablement rehabilitation officers of the Ministry of Labour, both as to training for industry and placement. Eight men are employed in open industry and two undertake casual work on their own account. Two women are engaged in open industry. One woman is engaged in gold thread embroidery work in her own home for a local firm.



## 11. Epilepsy.

Epilepsy is another condition which varies considerably in severity from case to case. Records are kept in register form only of the more severe types in which some form of care or regular supervision is required. 78 cases were on the register at the end of the year.

Of the 22 schoolchildren affected, two are in special residential schools and four attend the Open Air School. Four also suffer from mental deficiency of such a degree as to bring them within the ambit of the Mental Deficiency Acts.

Amongst the adult population epilepsy comes to notice as a rule only when assistance is sought to overcome some social need. There is a difficulty from time to time in getting residential accommodation as a matter of urgency though eventually cases have all been placed.

Three men are in epileptic colonies, and six men also suffering from mental deficiency are in mental deficiency institutions. Six women are in colonies and four in mental deficiency institutions.

Contact is maintained with the Youth Employment Officer in respect of juvenile epileptics and advice given on the most suitable forms of employment.

Five men and three women are employed in open industry. One man is employed in a sheltered workshop and two women do casual work. Two women attend the social centre for handicraft training.

Visitation, where it is not declined, is undertaken regularly by the district health visitor.

## VII. DOMESTIC HELP SERVICE.

This service is supervised by a domestic help organiser and the staff consist of 75 part-time home helps. The aim of the service is to give help in the home where circumstances make it difficult or impossible for the family to carry on without assistance. Priority is given to maternity cases, elderly infirm and chronic sick, and cases of sudden incapacitating illness in the home.

Each month, on the average, 546 cases were assisted in this way. The amount of time given to each case varies from three to eight hours a day.

The provision offered by the domestic help service, with that of the night attendant service and the meals and laundry service, helps materially towards keeping the infirm at home and leaving beds in hospitals and institutions free for other more needy cases.

Each application for aid is investigated, an assessment of time required is made, the degree of priority determined and the charge to be paid fixed. The charge is at present 3s. 0d. per hour and reduced payments in accordance with a prescribed scale may be demanded.

Wherever possible, home helps are used to undertake cases best suited to their own ability and temperament.



**Table 28.**  
**Domestic Help Service.**

1957	Existing	New	Terminated	No. being assisted at the end of the month
January ... ..	520	28	27	521
February ... ..	521	21	19	523
March ... ..	523	13	8	528
April ... ..	528	31	30	529
May ... ..	529	20	13	536
June ... ..	536	36	21	551
July ... ..	551	21	23	549
August ... ..	549	20	17	552
September ... ..	552	23	19	556
October ... ..	556	23	17	562
November ... ..	562	18	9	571
December ... ..	571	20	18	573

## VIII. MENTAL HEALTH.

### 1. Administration.

There were no staff changes in the Mental Health Service during 1957.

One of the duly authorised officers completed the refresher course held at Leeds arranged by the National Association for Mental Health and the Extra Mural Department of Leeds University, and another commenced a similar course during the year. The course consists of three parts:—four weeks' residential tuition at Leeds, 20 weekly seminars held at Liverpool, and a final week of residential teaching at Leeds.

A member of the Occupation Centre staff, completed the full-time course of training held in Manchester by the National Association for Mental Health and resumed duty in August after obtaining the diploma.

The mental health staff continued to attend the weekly group therapy sessions which are held at Sharoe Green Hospital under the Consultant Psychiatrist. The out-patient clinics at Preston Royal Infirmary and Sharoe Green Hospital have been attended regularly during the year for case conferences.

### 2. Account of work undertaken in the community.

#### Lunacy and Mental Treatment Acts.

Notifications were dealt with during the year as follows:—

	<i>Males</i>	<i>Females</i>
Three-day Orders ... ..	2	4
Fourteen-day Orders ... ..	53	66
Urgency Order ... ..	1	—
Summary Reception Orders ... ..	7	5
	<hr/> 63	<hr/> 75

Of the 126 cases admitted to hospital under the three-, fourteen-day and urgency orders, 13 males and 12 females were subsequently detained in hospital under the Summary Reception Orders and 28 males and 54 females remained in hospital as voluntary patients.

In addition to the above, under the Mental Treatment Act, 1930, 69 males and 46 females were admitted to hospital as voluntary patients.

At the request of the medical superintendents of mental hospitals, 91 visits were made and reports given on home conditions and family histories.

During the year 45 males and 62 females discharged from hospital were supervised by the mental health staff by arrangement with the general practitioners and the patients; also 69 males and 96 females were visited at the request of the consultant psychiatrist or the general practitioner, 858 visits being paid for this purpose.

### **Mental Deficiency Acts, 1913-1938.**

New cases to the extent of nine males and nine females were reported during the year.

The number of defectives on the authority's register at the end of the year was 491, as follows :—

		<i>Males</i>	<i>Females</i>
Voluntary supervision ...	...	17	29
Statutory supervision ...	...	151	123
Statutory guardianship ...	...	2	1
In hospitals ...	...	101	67
		<hr/> 271	<hr/> 220

### **Domiciliary Care.**

Four hundred and three visits of supervision were made by the mental health staff, whilst 76 investigations regarding home and social conditions were made and reports submitted to the medical superintendents of mental deficiency hospitals.

During the year temporary hospital care was arranged for five defectives to enable their parents to have a holiday or on account of sickness in the family, four being admitted to hospital and one to a private home.

At the request of the medical superintendents, four mental defectives on licence from hospitals were supervised by the mental health staff.

During the year seven defectives were admitted to hospital, six males and one female, and two male defectives were admitted to special hospital accommodation provided by the Manchester Regional Hospital Board, these latter defectives remaining on the waiting list for institution care.



### **Creche for Mentally Handicapped Children.**

On the 4th February, 1957, a creche at 2 North Road, was officially opened by the Chairman of the Mental Health Sub-committee. This authority provided the premises and the Preston Branch of the National Society for Mentally Handicapped Children agreed to provide the furnishings, equipment and staff. The idea was that mentally defective children who were unsuitable for the occupation centre might be looked after in the creche for two afternoons a week and thus give the mothers a rest.

The creche is open on Tuesday and Thursday afternoons each week between the hours of 1-30 p.m. and 4-30 p.m., and on average six children have attended each session, transport being provided to and from home by the ambulance service.

One of the mental health staff visits the creche regularly and the mental health staff, in consultation with the Honorary Secretary of the Society, decide on the suitability of children for admission.

The creche has run smoothly since its inauguration and the parents of children attending have expressed appreciation of its services.

### **Occupation Centre.**

Students from the Manchester course of training for Occupation Centre staff organised by the National Association for Mental Health continued to attend the Centre for practical training, three students undertook the full training course, and one student attended for one week's preliminary observation course at Preston during the year.

Transport to and from the Centre is provided for all pupils who are unable to travel alone and a regular attendance rate at the Centre has been maintained.

Table 29 sets out the number of cases under instruction at the Centre during the year.

In November a most successful "Open Night" was held when approximately 140 relatives and friends attended and saw an exhibition of work done by the pupils and a display of "Music and Movement."

At the commencement of the summer term, arrangements were made for a physical education instructor from the Education Department to visit "The Elms" one session per week to give instruction to the senior boys.

An average of fifteen boys attend these sessions, and a marked improvement is to be seen in their general deportment and alertness. The boys particularly appreciate tuition in team games, cricket and football from a male instructor.



**Table 29.**  
**Pupils in attendance at the Occupation Centre during 1957.**

	No. of cases under instruction on 1.1.57				No. of new cases admitted during the year				No. discharged				No. on Register on 31.12.57			
	Under 16 yrs.		Over 16 yrs.		Under 16 yrs.		Over 16 yrs.		Under 16 yrs.		Over 16 yrs.		Under 16 yrs.		Over 16 yrs.	
	M.	F.	M.	F.	M.	F.	M.	F.	M.	F.	M.	F.	M.	F.	M.	F.
County Borough ...	16	13	2	4	2	1	—	—	1	3	—	1	16	10	3	4
County Council ...	9	7	1	2	1	4	—	—	3	—	—	1	6	11	2	1
	25	20	3	6	3	5	—	—	4	3	—	2	22	21	5	5

## **IX. DOMICILIARY, MEDICAL, PHARMACEUTICAL, DENTAL AND OPHTHALMIC SERVICES.**

I am indebted to Mr. Leyland, Clerk to the Preston Executive Council, for the following statement on the medical, pharmaceutical, dental and ophthalmic service administered by the Preston Executive Council :—

### **“ General Medical Services.**

The number of patients registered on doctors' lists at 31st March, 1958, was 118,974. Medical Services were provided by 71 practitioners, 57 of whom were resident in the borough, and 64 of whom were also included in the Council's obstetric list for the provision of Maternity Medical Services.

#### **DESCRIPTION OF MATERNITY MEDICAL SERVICES PROVIDED.**

Number of Patients receiving complete services ...	512
Number of Patients receiving ante natal services only	210
Number of patients receiving post natal services only ...	11
Number of Patients in which doctor attended confinement	322

The total gross payments for general medical services for the year was £155,850 19s. 5d. ; including £4,459 2s. 11d. for Maternity Medical services.

### **Pharmaceutical Services.**

On the 31st March, 1958, there were 53 chemists' establishments on the Council's Pharmaceutical List for the supply of medicines and appliances, and 12 contractors for the supply of appliances only. The Council's Rota Service Scheme providing for establishments in different parts of the town to be open for one hour each evening after the normal hour of closing, and one hour each Sunday, Local and Bank Holiday, continued to operate satisfactorily throughout the year.



During the year 28 test prescriptions were taken, 26 of which were satisfactorily dispensed.

Payments made by the Council for the supply of medicines and appliances amounted to £190,119 7s. 9d., including £827 16s. 6d. for Rota Services.

Charges paid by Patients towards this part of the Service amounted to £39,225 0s. 1d.

747,045 prescriptions were dispensed by Chemists during the year.

### General Dental Services.

At the end of the year there were 32 Dental Practitioners on the Council's Dental List. The total cost to the Council for the supply of dental appliances, extractions and conservative treatment was £130,434 6s. 3d. The charges paid by patients towards such treatment amounted to £32,084 3s. 11d.

### Supplementary Ophthalmic Services.

At the 31st March, 1958, there were three Ophthalmic Medical Practitioners ; 21 firms of Ophthalmic Opticians and two firms of Dispensing Opticians on the Council's Ophthalmic List. 22,132 applications for glasses were received during the year, as compared with 23,092 the previous year. Of the number of sight tests provided 18,119 cases were supplied with glasses under the Health Service. Applications for replacement or repair of glasses totalled 1,313, of which 1,068 were approved. The total cost to the Council for this branch of the Service was :

	£	s.	d.
Sight Testing Fees ... ..	16,122	1	2
Supply and Repair of Glasses ...	£46,722	10	9
Less paid by Patients ... ..	22,168	2	2
	<hr/>	<hr/>	<hr/>
	24,554	8	7
Net amount paid by Council ...	£40,676	9	9 "

## X. PATHOLOGICAL AND LABORATORY SERVICE.

There is close co-operation with the Group Laboratory in the investigation into outbreaks of infectious disease and general epidemiological problems. A record of the work done on behalf of the department is given in the table below :

UNITS OF WORK  
Ministry of Health Circular 86/47  
19th May, 1947

	Public Health	V.D. Dept.
	Dept.	
Bacteriology ... ..	5,424	—
Chemistry ... ..	172	—
Inoculations ... ..	1,314	—
Serology ... ..	—	760
	<hr/>	<hr/>
	6,910	760

## XI. NATIONAL ASSISTANCE ACTS, 1948 and 1951.

### Removal to suitable premises of persons in need of care and attention.

No action necessitating the removal of persons in need of care and attention was taken during the course of the year.



## Prevalence and Control of Infectious Disease.

The epidemiological pattern of infectious disease during 1957 was orthodox in character. The bacterial infections were subdued, scarlet fever being less in evidence than for many years; whooping cough subsided once more and tuberculosis continued in retreat. An unexplained small but sharp rise in meningococcal infections occurred, happily without fatality, but the dysenteries subsided markedly from the high rates prevailing in recent years.

The virus infections slumbered uneasily, with a measles epidemic from the previous year dying out in the spring, infective hepatitis smouldering throughout the year and with a sharp outbreak of asian influenza reaching its peak at the end of September.

Immunisation against diphtheria, whooping cough, poliomyelitis, tuberculosis and smallpox has been practised vigorously and detailed comment appears in the paragraphs dealing with the individual diseases.

Table 30 gives the annual notifications over the past ten years.

**Table 30**  
**Number of notifications grouped according to year and disease.**

DISEASE	1948	1949	1950	1951	1952	1953	1954	1955	1956	1957
Smallpox ... ..	—	—	—	—	—	—	—	—	—	—
Diphtheria ... ..	4	2	—	1	—	—	—	—	—	—
Scarlet Fever ... ..	218	247	299	382	407	516	156	152	170	59
Measles ... ..	1715	564	741	1157	1757	302	1531	759	1220	1142
Whooping Cough ... ..	298	187	432	303	329	246	245	17	274	106
Pneumonia (Primary and Influenzal) ... ..	83	101	76	104	57	46	65	53	50	64
Acute Encephalitis ... ..	—	—	4	3	1	—	—	—	1	—
Acute Poliomyelitis ... ..	1	3	5	5	2	35	1	11	4	3
Meningococcal infections ... ..	2	3	3	—	6	—	—	1	1	8
Typhoid Fever... ..	—	1	—	—	1	1	—	1	—	—
Paratyphoid Fever ... ..	—	7	—	6	—	—	—	1	2	—
Dysentery ... ..	55	28	265	147	86	258	376	189	351	79
Food Poisoning ... ..	—	9	31	36	31	353	48	51	36	24
Erysipelas ... ..	26	25	27	9	5	17	13	7	10	6
Tuberculosis, Pulmonary ... ..	104	107	100	111	114	100	72	61	60	49
Tuberculosis, Non-Pulmonary ... ..	23	22	38	31	20	30	21	13	10	11
Puerperal Pyrexia ... ..	13	18	15	17	8	33	38	43	50	39
Ophthalmia Neonatorum ... ..	8	3	2	5	—	3	2	5	5	8
Malaria ... ..	—	—	—	1	—	—	—	1	—	—
Infective Hepatitis ... ..	—	—	—	—	—	—	—	—	22*	18

\* From 17.9.56 when the disease was made notifiable.



Table 31 gives the cases notified during the present year arranged according to disease and age at notification.

**Table 31.**  
**Notifiable Infectious Diseases (excluding Tuberculosis)**  
**occurring during the year, showing age grouping, degree of**  
**hospitalisation and mortality.**

DISEASE	CASES NOTIFIED													TOTAL	Cases admitted to hospital	DEATHS
	Under 1	1-2	2-3	3-4	4-5	5-10	10-15	15-20	20-35	35-45	45-65	65 and over	Age unknown			
Scarlet Fever ... ..	—	3	1	6	4	36	6	—	2	—	—	—	1	59	37	—
Measles ... ..	41	159	181	154	192	404	8	3	—	—	—	—	—	1142	2	—
Whooping Cough ... ..	15	10	12	14	12	39	2	—	1	—	1	—	—	106	4	—
Acute Pneumonia (Primary and Influenzal)	6	2	1	—	1	2	—	2	3	7	23	16	1	64	16	57
Puerperal Pyrexia ... ..	—	—	—	—	—	—	—	6	26	4	1	—	2	39	38	—
Erysipelas ... ..	—	—	—	—	—	—	—	—	1	1	2	2	—	6	—	—
Dysentery ... ..	7	9	13	6	7	16	1	3	10	2	2	2	1	79	3	—
Acute Encephalitis ... ..	—	—	—	—	—	—	—	—	—	—	—	—	—	—	—	—
Meningococcal infection ... ..	4	3	—	—	—	—	—	1	—	—	—	—	—	8	8	—
Acute Anterior Poliomyelitis and Polioencephalitis	1	—	—	—	1	—	—	1	—	—	—	—	—	3	3	—
Ophthalmia Neonatorum ... ..	8	—	—	—	—	—	—	—	—	—	—	—	—	8	—	—
Food Poisoning ... ..	1	—	—	2	1	4	1	—	5	3	6	1	—	24	—	—
Typhoid Fever ... ..	—	—	—	—	—	—	—	—	—	—	—	—	—	—	—	—
Paratyphoid Fever ... ..	—	—	—	—	—	—	—	—	—	—	—	—	—	—	—	—
Malaria ... ..	—	—	—	—	—	—	—	—	—	—	—	—	—	—	—	—
Infective Hepatitis ... ..	—	—	1	—	—	5	4	2	—	2	2	1	1	18	—	—
	83	186	209	182	218	506	22	18	48	19	37	22	6	1556	111	57

### Smallpox.

There was no case of smallpox in the town in 1957, and no case arrived at the port. There was little direct trading with ports in areas where smallpox is endemic, but occasional cases occur in North Africa and six ships arrived from that area during the year.

There was some increase in the number of children under one year vaccinated in 1957, but the proportion of those vaccinated against the disease remains low.

**Table 32.**  
**Vaccination against Smallpox.**

	Under 1 Year.	1—4 Years.	5—14 Years	15 years or over.	Total
Number vaccinated ...	641	47	13	8	709
Number re-vaccinated ...	—	1	1	—	2
Total ... ..	641	48	14	8	711

### Diphtheria.

There was no case of diphtheria in the borough for the sixth year in succession, and this is very largely due to the the protection against the disease afforded by immunisation of a high enough proportion of the child population. In Preston figures for the proportion of children immunised against diphtheria have remained high with the constant propaganda efforts of doctors and nurses. In 1957, 77.42 per cent of children under the age of 15 had been immunised, compared with 76.8 per cent in the previous year.

Primary immunisation, or a boosting dose if the child has been immunised in infancy, is offered to every school entrant, and the figures in Table 33 show that quite a number of children receive immunisation for the first time when they enter school. In 1957, 88.9 per cent of children between five and fifteen years of age had been immunised.



**Table 33.**  
**Number of children receiving a full primary course of diphtheria immunisation**

Table 33. Number of children receiving a full primary course of diphtheria immunisation																	
	Annual Births	YEAR OF BIRTH															Total
		1943	1944	1945	1946	1947	1948	1949	1950	1951	1952	1953	1954	1955	1956	1957	
		1952	2032	1949	2380	2574	2219	2170	2101	1962	1960	1914	1823	1832	1843	1933	
YEAR DIPHTEHRIA IMMUNISATION COMPLETED																	
	1944	485															485
	1945	222	368														590
	1946	137	289	587													1013
	1947	99	107	299	878												1383
	1948	172	97	121	369	1284	141										2184
	1949	174	137	69	93	259	1130	131									1993
	1950	29	118	61	27	77	120	885	83								1400
	1951	6	35	141	55	30	39	189	893	116							1504
	1952	6	14	31	188	85	50	72	168	834	99						1547
	1953	6	3	9	41	152	27	30	57	150	692	122					1289
	1954	101	—	3	11	33	166	95	64	86	225	929	178				1891
	1955	67	4	2	3	9	13	123	84	40	77	179	824	199			1624
	1956	—	4	78	5	6	7	20	118	83	40	53	116	818	211		1559
	1957	—	—	13	89	6	4	6	13	71	57	27	45	113	796	195	1435
	Total	1504	1176	1414	1779	1941	1697	1551	1480	1380	1190	1310	1163	1130	1007	195	19897

**Table 34.**  
**Diphtheria Immunisation.**

**Immunisation in relation to Child Population.**

Number of children who had completed a full course of immunisation at any time up to 31st December, 1957.

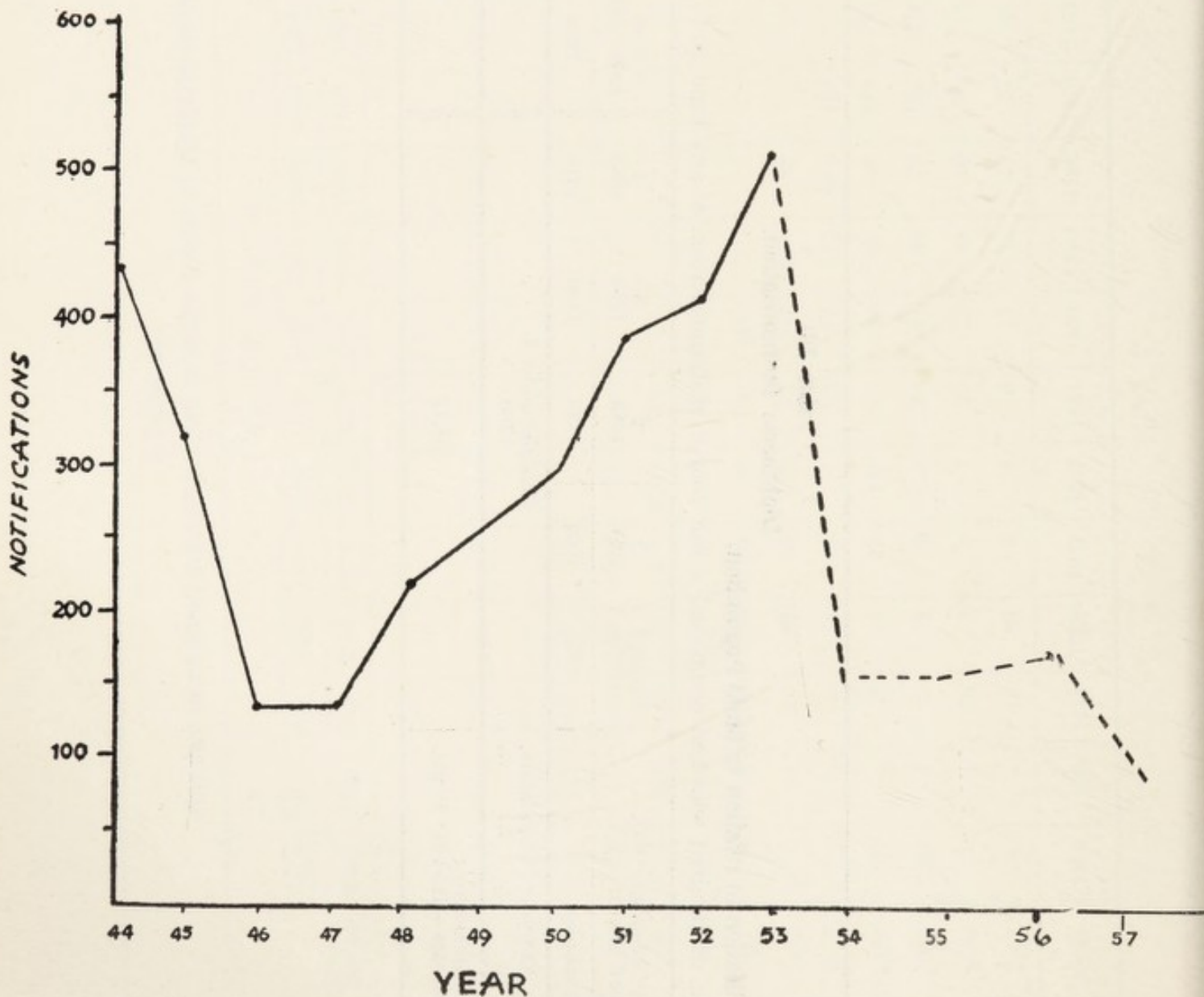
Age at 31st December, 1957, i.e., Born in year	...	...	Under 1 1957	1 1956	2 1955	3 1954	4 1953	5—9 1948—1952	10—14 1943—1947	Total Under 15
Number Immunised	...	...	195	1007	1130	1163	1310	7298	7814	19897
Estimated Mid-year Population, 1957	...	...	...	Children under 5 8700				17000	...	25700
Percentage Immunised : Sectional Group—Mid-year Popln.	...	...	...	55.17				88.89	...	77.42



### Scarlet Fever.

The number of cases of scarlet fever during the year was the lowest on record. There were 59 notified cases of which 37 were admitted to the isolation hospital. The 1957 cases were more or less evenly distributed throughout the four quarters of the year. There were no deaths from scarlet fever for the twelfth year in succession.

### INCIDENCE OF SCARLET FEVER 1944—57.



### Measles.

The epidemic of measles which had begun in the second half of 1956 continued in the first six months of 1957. Out of the total of 1,142 cases notified during 1957, 998 occurred in the first quarter, and 116 in the second quarter of the year.

### Whooping Cough.

Whooping Cough mortality, like that of many other microbic diseases, has steadily fallen in recent years, and this may be playing a part in creating a climate of opinion more concerned with the finding of the ideal prophylactic no matter how long it may take, than in applying vigorously what is at present available even though it may lack absolute efficiency. This attitude of mind extends even to the expression of doubt on the merits of whooping cough immunisation at all with the material at present available, a pessimistic outlook that has some superficial support in the fact that the case rates for England and Wales over the 12 years 1946-1957 show no readily perceptible downward trend.

**Table 35.**  
**Case Rates per 100,000 Population 1946-1957.**

			<i>England and Wales</i>	<i>Preston</i>
1946	...	...	229	262
1947	...	...	222	120
1948	...	...	342	252
1949	...	...	239	156
1950	...	...	360	359
1951	...	...	387	257
1952	...	...	261	276
1953	...	...	358	207
1954	...	...	239	207
1955	...	...	178	14
1956	...	...	207	234
1957	...	...	189	91

Deeper consideration, however, suggests that the present whooping cough position is broadly similar to that of diphtheria in the late 1930's when immunisation was being practised with a varying degree of enthusiasm and success up and down the country, and nowhere was the immunisation rate sufficiently high to repel diphtheria absolutely from a community.

Complete records of local whooping cough notifications in Preston are available from 1945 and are shown in the accompanying histogram (Fig. 1) arranged in three month periods and subdivided at the five year age level. Superimposed is the immunisation experience of the under five years group since 1948. From 1948 to 1952 the immunisation figures are incomplete and do not include an unknown, but almost certainly small amount of immunisation carried



out by general practitioners with a variety of prophylactics. Since the end of 1952 mass immunisation has been carried out extensively. It has been confined very largely to children in the first years of life and it was only in 1957 that the impact of earlier immunisation began to have a material effect on the five year age group who now receive reinforcing doses at that age.

From the histogram it will be seen that whooping cough was endemic in the town with epidemic peaks occurring roughly at 18 to 21-month intervals. An epidemic began in the third quarter of 1953, less than a year after the mass immunisation campaign had been launched when only about 10 per cent of the under five years group had been immunised. This epidemic followed the usual pattern but was succeeded by a period of incidence lower than ever before experienced and which continued for a longer interval of time than the previous inter-epidemic troughs. The next epidemic began in the spring of 1956 and the peaks of this and the 1953 epidemic were separated by no less than 33 months.

The 1956 outbreak began in and was at first confined to the western extremity of the town where there was a developing housing estate with many young children. Nevertheless, of the first 100 cases notified no fewer than 63 were five years or over and this spread was not related either to infant school or Sunday school. There was, however, the usual spread within individual families. A total of 336 cases fell within the epidemic phase covering 15 months and Table 36 sets out the number of cases above and below the fifth birthday and their ratio the one to the other in this and earlier epidemics.

**Table 36.**  
**Ratio of cases of whooping cough occurring before and after the fifth birthday in the various epidemics.**

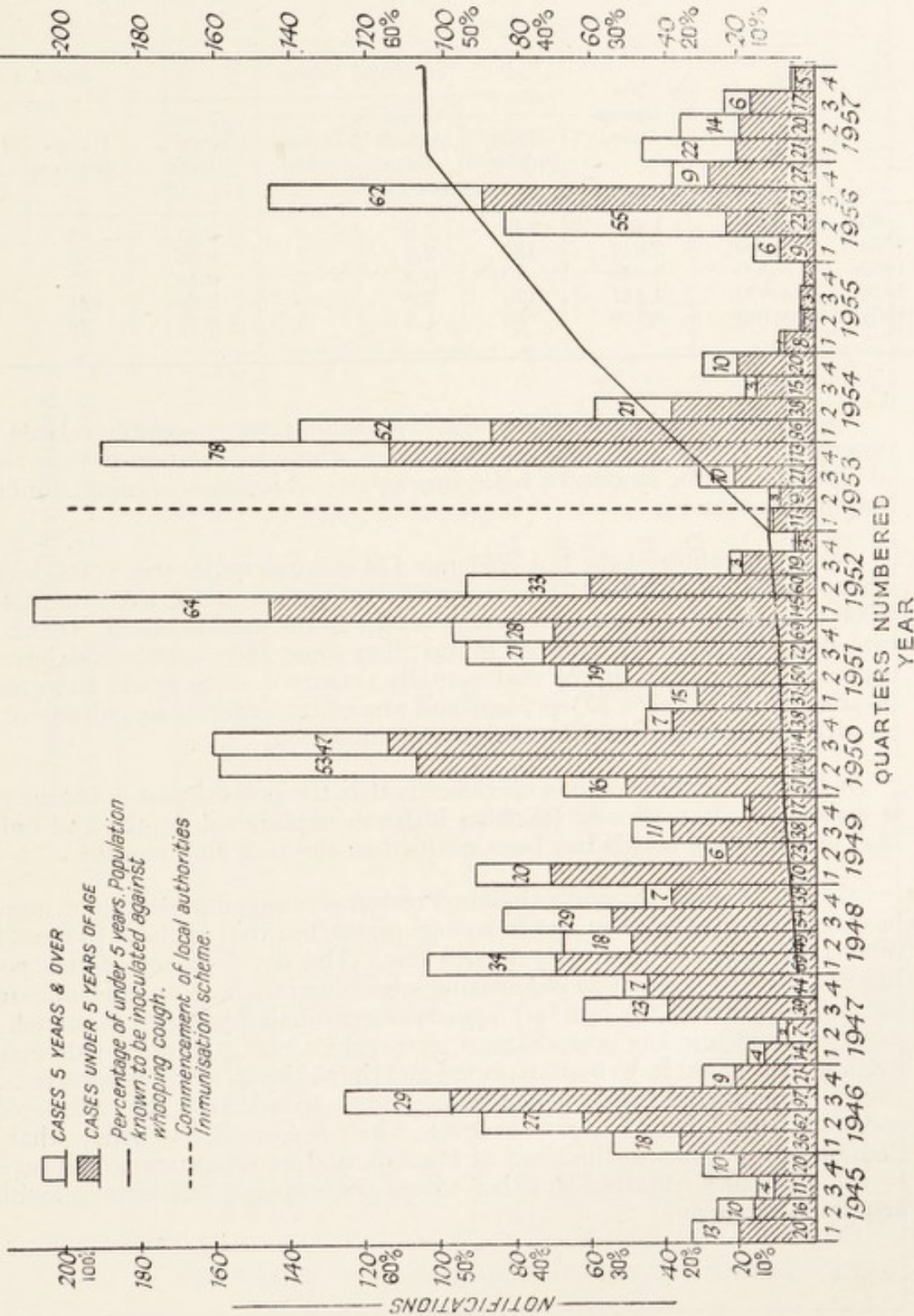
						Total	(a) 0—4	(b) 5—9	Ratio
Epidemic phase	1	1945/4-1946/4 = 5 quarters	...			329	236	93	2.54
"	"	2 1947/3-1949/3 = 9 "	...			579	424	155	2.74
"	"	3 1950/1-1950/4 = 4 "	...			432	309	123	2.51
"	"	4 1951/2-1952/2 = 5 "	...			561	396	165	2.40
"	"	5 1953/3-1954/2 = 4 "	...			419	258	161	1.60
"	"	6 1956/2-1957/2 = 5 "	...			336	174	162	1.07

The relative fall in incidence amongst the very young since the onset of immunisation is striking.

Yet another feature is the incidence of sickness amongst the immunised and the unimmunised. Table 37 gives the attack rates annually since 1953 and shows an eightfold to elevenfold difference throughout the five years.

FIGURE 1.

## Whooping Cough Notifications, subdivided into quarter years.





**Table 37.**  
**Whooping Cough Incidence in Association with Immunisation.**

Year	0—4 Years						5+ Years	
	Popula- tion	No. Immu- nised	Total Cases				Total Cases	
			Unim- munised	Group Attack Rate per 100	Immu- nised	Group Attack Rate per 100	Unim- munised	Immu- nised
1953	9,400	1,730	148	1.9	3	0.17	95	0
1954	9,200	2,818	153	2.4	7	0.25	85	0
1955	8,900	3,649	10	0.2	5	0.14	2	0
1956	8,800	4,441	126	2.9	16	0.36	124	8
1957	8,700	4,535	55	1.3	8	0.17	38	5

The slight but regular fall in the favourable rates is possibly related to the progressively increasing number of children whose inoculation date is receding to a point—four or four and a half years away—where some waning of immunity may have occurred.

Over the whole of the last epidemic 174 children under five years developed whooping cough of whom 21 were immunised, giving an attack rate of 4.7 per 1,000 population as opposed to a rate of 35.1 in the unimmunised. If this latter rate had applied to the former group then some 156 cases would have been expected rather than the 21 that actually occurred. This would have meant a total outbreak of some 471 persons and one of the order of magnitude of those occurring before the introduction of immunisation.

A third feature of recent experience is that the present post epidemic trough is even more dramatically touching hitherto unplumbed depths and only one case of whooping cough has been notified in the past five months.

It would seem therefore that in Preston a reasonable degree of immunity has been achieved in the under five years group, but that in the 5-10 years group artificially acquired immunity is still low. The development of this position has not succeeded so far in eliminating whooping cough as an epidemic disease, but modification of the ordinary epidemic trend had developed inasmuch as an expected epidemic has been delayed for nearly a year, the size of the epidemic was less than might have been expected and the saving in sickness occurred in the young immunised section of the population. In addition the inter-epidemic endemicity has fallen to a very low level. There is no reason to believe that these findings are peculiar to the town of Preston, and investigation would no doubt reveal a parallel situation in other towns possessing a satisfactory artificially acquired immunity.





### Poliomyelitis.

Three cases of acute poliomyelitis occurred during the year. All were paralytic and the paralysis in each instance affected the lower limbs. There was no death from the disease.

The first case occurred in February in a girl of 6 months, the second in August in a girl of 4 years of age, and the third in October in a young man of 18 years.

Recovery in the two younger children was very good, with little or no weakness of any kind remaining after a few months. The third case has residual paralysis affecting both legs, one to a slight degree only. None of those involved had been vaccinated against the disease. All three cases were treated in the Deepdale Isolation Hospital.

Vaccination against poliomyelitis was continued during the year. British-made vaccine was used and the course consisted of two injections given at an interval of not less than three weeks. At first the vaccine was still only available for children born in the years 1947 to 1954, but in May it was made available to children born in 1955 or 1956 and in December to general practitioners and their families. The demand was greatly in excess of supplies and although 2,350 persons completed vaccination during the year there were 3,952 waiting vaccination at the end of 1957, and 212 who had received one injection only. There were no untoward reactions amongst any of those injected. Table 39 shows the number of persons in different age groups vaccinated against poliomyelitis in 1956, when the scheme began, and 1957.

Table 39.															
Poliomyelitis Vaccination—Number of persons who have received two injections.															
YEAR POLIOMYELITIS VACCINATION COMPLETED		YEAR OF BIRTH													
		Adults	1945	1946	1947	1948	1949	1950	1951	1952	1953	1954	1955	1956	Total
	1956	—	—	—	29	25	37	43	65	66	49	33	—	—	347
	1957	5	3	3	432	341	361	303	198	186	200	172	145	1	2350
	Total	5	3	3	461	366	398	346	263	252	249	205	145	1	2697

### Meningococcal Infection.

There were eight cases of meningococcal infection notified during the year, the highest number since 1942. Four of the cases occurred in the last week of March, and two of these were children in the same family. All of the cases were under two years of age except one of 18 years. Those affected lived in various parts of the town. There were no deaths from the disease.



### Enteric Fever.

No case of typhoid or paratyphoid fever was notified during the year.

### Dysentery.

There were 79 notified cases of dysentery in 1957, compared with 351 in 1956. All the cases were attributed to the sonné strain of the organism.

In Corporation day nurseries there were altogether 15 children and one adult member of the staff affected. One nursery had three cases in May, one had five cases in May and June, and one had six in June and two in September.

There were three cases in nursery schools or nursery classes—two in one school in August and one in another in September.

There was no outbreak in other schools.

### Food Poisoning.

Cases of food poisoning notified during the year numbered 24, compared with 36 in 1956. Two small outbreaks occurred. In one, with three persons affected, the food suspected of causing the illness was tinned boiled ham. The other, with two persons involved, occurred in the same week as the first outbreak and the food suspected as the vehicle of infection was again boiled ham which this time was freshly cooked. No connection whatever was found between the two outbreaks and in neither was any pathogenic organisms found in specimens of the ham or from the cases affected.

All the other notifications were in respect of isolated single cases. The organism causing illness was identified as *Salmonella muenchen* in two cases, *Salmonella typhimurium* in seven cases and *Salmonella dublin* in one case.

Of the total 24 cases notified, 17 occurred in the third and fourth quarters of the year.

### Infective Hepatitis.

Infective hepatitis continued to be a notifiable disease in the borough throughout the year. Altogether 18 persons were notified as suffering from the disease in 1957. Most of the cases were under 17 years of age and only one patient was over 45 years of age. None of those affected had had any injections in the six months prior to illness and this seems to rule out the possibility that their illness was homologous serum jaundice. In no instance did more than one case occur in a family, the source of infection was not found in any case and there was no death from the disease.

### Influenza.

#### 1. Localised outbreak in a school.

An outbreak of an influenza-like illness occurred in one of the schools in March. Those affected were all boys of 13 and 14 years of age in a "prefab" type of classroom set apart from the main school building. Of 38 boys in the class, 22 complained of symptoms which were mainly cough, running nose,



headache and loss of appetite. The majority of cases began to be ill on one particular day and symptoms lasted one or two days only. The "prefab" classroom in which the incident occurred was heated by a coke stove which emitted fumes and dust, and the floor was dusty and dirty. None of the other classes in the school was affected.

## 2. " Asiatic " Influenza.

The main incidence of influenza during the year was in the world-wide epidemic that began in the Far East, in the spring—the so-called "Asian" influenza. Cases first appeared in Preston in the first week in September, the earliest outbreak being reported in two day-schools. During the next few weeks, the disease spread rapidly to affect all areas of the town and all age-groups of the population.

**Table 40.**  
**Attendance of Pupils in Preston schools in September and October, 1957.**

<i>Week ending</i>	<i>Proportion of pupils attending</i>		
6/ 9/57	...	...	92%
13/ 9/57	...	...	85%
20/ 9/57	...	...	72%
27/ 9/57	...	...	67%
4/10/57	...	...	80%
11/10/57	...	...	89%
18/10/57	...	...	92%

The adult population was also rapidly affected and Table 41 shows the resultant increase in sickness benefit claims from the Ministry of Pensions and National Insurance, in Preston. The figures give some idea of the progress of the epidemic.

**Table 41.**  
**Sickness Benefit claims in Preston in September and October, 1957.**

<i>Week ending</i>	<i>Number of Claims</i>		
3/ 9/57	...	...	465
10/ 9/57	...	...	684
17/ 9/57	...	...	1,290
24/ 9/57	...	...	3,268
1/10/57	...	...	4,111
8/10/57	...	...	2,793
15/10/57	...	...	1,675
22/10/57	...	...	1,035
29/10/57	...	...	860
5/11/57	...	...	600

From Tables 40 and 41 the peak of the epidemic appears to have occurred in the last ten days of September, and by the beginning of November the outbreak had died down very considerably.

Symptoms of the disease were malaise, cough and headache, with sore throat and vomiting in some cases. Many sufferers had to go to bed for several days, but were quickly better and back at school or work, often within a week, and the disease generally was rather mild. The attack rate and infectivity appear to have been high because the virus causing the infection was of a new strain of the "Influenza A" type. Some cases were more severely affected, and particularly in the already infirm, deaths from the disease occurred. The following table gives figures of deaths from influenza, pneumonia and bronchitis in the period of the epidemic in Preston.

**Table 42.**

**Deaths from Influenza, Pneumonia and Bronchitis for Preston Residents,  
August—November, 1957, by age.**

Week ending	INFLUENZA							PNEUMONIA					BRONCHITIS						
	Total	Age group						Total	Age group					Total	Age group				
		0—14	15—44	45—54	55—64	65—74	75+		0—14	15—44	45—64	65—74	75+		0—14	15—44	45—64	65—74	75+
24/ 8/57	—	—	—	—	—	—	—	—	—	—	—	—	—	—	—	—	—	—	—
31/ 8/57	—	—	—	—	—	—	—	—	—	—	—	—	—	1	—	—	1	—	—
7/ 9/57	—	—	—	—	—	—	—	1	—	—	—	—	1	—	—	—	—	—	—
14/ 9/57	1	—	1	—	—	—	—	2	1	—	—	1	—	2	—	—	1	—	1
21/ 9/57	2	—	—	1	1	—	—	1	—	—	1	—	—	—	—	—	—	—	—
28/ 9/57	4	—	—	—	2	2	—	3	—	—	1	1	1	2	—	—	1	1	—
5/10/57	7	—	1	2	3	—	1	—	—	—	—	—	—	7	—	—	1	4	2
12/10/57	6	1	—	1	3	1	—	1	—	—	1	—	—	2	—	—	1	—	1
19/10/57	3	—	—	—	2	1	—	—	—	—	—	—	—	1	—	—	—	—	1
26/10/57	2	—	—	—	1	—	1	2	1	—	—	1	—	2	—	—	1	1	—
2/11/57	—	—	—	—	—	—	—	—	—	—	—	—	—	1	—	—	—	1	—
9/11/57	—	—	—	—	—	—	—	1	—	—	—	—	1	3	—	—	—	1	2
16/11/57	—	—	—	—	—	—	—	—	—	—	—	—	—	1	—	—	—	1	—
Total	25	1	2	4	12	4	2	11	2	—	3	3	3	22	—	—	6	9	7

It will be seen that deaths from influenza and from bronchitis both reached their peaks in the first week of October, and that out of the 25 deaths from influenza 18 were of persons of 55 or more years of age.



### Influenza Vaccination.

A vaccine designed to give protection against the Asian type of influenza was made available by the Ministry of Health in October, after the peak of the epidemic wave had passed. The vaccine was not available to the general public but was offered to general practitioners, nurses, midwives, home helps, ambulance staff and any other local health authority staff who might be called upon to visit the sick at home. Vaccination consisted of two injections of the material at an interval of one month, and numbers of those receiving the course of vaccination were as follows :—

General practitioners ...	13
School nurses ...	2
Midwives ...	1
Ambulance staff ...	13
Domestic helps ...	2
Total ...	31

Vaccination produced local pain and stiffness of the arm in many cases and some general upset a day or two after injection. Supplies of the material were received on 11th October, and by the time second injections had been given, in November, the epidemic had already died down.

### Epidemic Vomiting.

An outbreak of " epidemic vomiting " occurred in one of the day schools in March. Children between four and eleven years old were involved and all the cases occurred within one week. The main symptoms were vomiting, diarrhoea and abdominal pain, with nausea, headache and shivering. Altogether 18 children were affected. Families of six of these cases were said to have had the same symptoms, but no other school was known to have had any similar cases. Symptoms lasted only a day or two and were on the whole mild. Faeces specimens from cases produced no pathogenic organisms. None of the teachers or school meals helpers were involved.

### Tuberculosis.

Formal notification of a diagnosis of tuberculosis was received in respect of 60 persons as opposed to 70 last year. Table 43 shows the site affected together with the age group of those involved.

**Table 43.**

Age periods	FORMAL NOTIFICATION													
	No. of Primary Notifications of new cases of Tuberculosis													
	0-	1-	2-	5-	10-	15-	20-	25-	35-	45-	55-	65-	75-	Total All Ages
Respiratory, Males ...	—	—	—	—	1	3	5	6	4	7	7	3	1	37
Respiratory, Females ...	—	—	—	1	—	2	3	4	1	1	—	—	—	12
Non-Respiratory, Males ...	—	—	—	1	1	—	1	1	—	1	—	—	—	5
Non-Respiratory, Females ...	—	—	—	—	—	1	2	2	1	—	—	—	—	6

In addition to the above notifications one death was registered as due to tuberculosis where the case had not previously been notified. This was a male case of pulmonary tuberculosis. Notification of the disease continues to be lax.

Table 44 gives the number of persons classified according to sex and site of disease on the tuberculosis notification register at the end of the year together with the number of cases removed from the register and the reasons therefor.

**Table 44. Notification Register.**

	Respiratory			Non-respiratory			Total Cases
	Male	Female	Total	Male	Female	Total	
Number of cases of Tuberculosis remaining on the 31st December, 1957, on the Register of Notifications kept by the Medical Officer of Health ...	398	271	669	93	84	177	846
Number of cases removed from the Register during the year by reason, <i>inter alia</i> , of :—							
1. Withdrawal of notification ...	—	—	—	—	—	—	—
2. Recovery from the disease... ..	3	7	10	4	6	10	20
3. Deaths (all causes) ...	13	—	13	—	—	—	13
4. Outward Transfers ...	8	8	16	5	3	8	24
5. Otherwise (Lost sight of, etc.) ...	3	1	4	—	1	1	5

Table 45 shows the notification and death rates for respiratory and non-respiratory tuberculosis since 1930.



**Table 45.**  
**Tuberculosis.**

Population	Year	No. of cases notified		Rates per 1,000 population		No. of Deaths		Rates per 1,000 population	
		Respiratory	Non-Respiratory	Respiratory	Non-Respiratory	Respiratory	Non-Respiratory	Respiratory	Non-Respiratory
126100	1930	150	97	1.19	.77	100	25	.79	.20
120100	1931	133	84	1.12	.71	82	21	.69	.18
118500	1932	116	65	.98	.55	89	21	.75	.18
117800	1933	96	67	.81	.57	89	10	.76	.08
117490	1934	133	48	1.13	.41	85	14	.72	.12
116200	1935	96	44	.83	.38	70	12	.60	.10
115200	1936	131	44	1.14	.38	68	12	.59	.10
113600	1937	121	49	1.07	.43	77	19	.68	.17
113600	1938	103	44	.91	.39	69	19	.61	.17
112800	1939	95	27	.84	.24	73	15	.65	.13
108500	1940	104	47	.96	.43	63	8	.58	.07
111490	1941	110	43	.99	.39	68	22	.61	.20
110000	1942	133	46	1.21	.42	79	12	.72	.11
109100	1943	138	39	1.26	.36	74	18	.68	.16
108190	1944	129	38	1.19	.35	56	10	.52	.09
108480	1945	114	39	1.05	.36	54	21	.50	.19
114070	1946	134	21	1.17	.18	52	12	.46	.10
116520	1947	103	17	.90	.15	59	5	.51	.04
118130	1948	104	23	.88	.19	66	10	.56	.08
119500	1949	107	22	.90	.18	48	9	.40	.08
120300	1950	86	29	.71	.24	35	7	.29	.06
118100	1951	97	27	.82	.23	41	5	.35	.04
119200	1952	103	19	.86	.16	27	1	.23	.01
118900	1953	82	29	.69	.24	26	1	.22	.01
118400	1954	79	19	.67	.16	22	1	.19	.01
117400	1955	61	13	.52	.11	19	—	.16	—
117200	1956	60	10	.51	.08	11	1	.09	.01
116200	1957	49	11	.42	.09	13	—	.11	—



## **Prevention of illness, care and after care as applied to tuberculosis.**

Control and supervision of cases, and B.C.G. vaccination to increase the resistance of those particularly exposed to the disease, were continued as means of limiting the spread of tuberculosis, with its final eradication from this country as the long term aim. These different methods of control are dealt with in more detail in the following paragraphs.

### **Prevention of Illness.**

Active search amongst the contacts of known cases has been carried out at the chest clinics and 1,206 contacts were examined of whom four were diagnosed as suffering from tuberculosis.

Tuberculin tests continued to be performed at toddlers' clinics. The jelly test was carried out up to November and thereafter the Heaf tuberculin test took its place as having proved convenient and reliable in relation to the B.C.G. vaccination scheme. There were four children during the year whose tuberculin test was positive. In three of these cases B.C.G. vaccination had been given previously. In the fourth case, the father of the child concerned was discovered to have a quiescent tuberculous chest lesion for which no treatment was required, but which is being kept under supervision at the chest clinic.

Of the total visits carried out by health visitors during the year, eight per cent were in respect of tuberculous households. There were 65 first visits on notification of a case of tuberculosis and 1,563 follow-up visits. The health visitor has an important part, both educative and advisory, to play in this sphere. Most of this work is done by one health visitor appointed for the purpose, but all the health visitors have to carry it out from time to time, and where there are young children in addition to tuberculous patients in the household the health visitor for the district supplements the advice given by the tuberculosis visitor.

In addition, a health visitor attends at the chest clinic with the chest physician, and 180 attendances were made during the year.

### **B.C.G. Vaccination.**

B.C.G. vaccination against tuberculosis was continued during the year. Those vaccinated were thirteen-year-old school children and also contacts of cases of the disease who are found to be tuberculin negative.

Altogether 705 school children of thirteen years of age were vaccinated and further details of the number dealt with in the vaccination of this group are given in Table 46.

The number of absentees at the various stages of the procedure leading to vaccination was higher mainly because of the influenza epidemic in the last quarter of the year.

In addition to the vaccination carried out on 13-year-old school children 123 tuberculin negative contacts of cases of the disease were vaccinated by the chest physicians.



**Table 46.**  
**B.C.G. Vaccination of thirteen-year-old school children.**

	1954	1955	1956	1957
1. Estimated population ... ..	1,416	1,607	1,663	1,709
2. No. of consents ... ..	1,040	1,204	1,139	1,089
Percentage consenting of population ...	73.0	74.9	68.5	63.7
3. No. tuberculin tested ... ..	925	1,037	1,039	982
Percentage tested of population ... ..	65.3	64.5	62.5	57.5
4. No. of tuberculin positives ... ..	249	253	286	269
Percentage positive reactors to tuberculin tested ... ..	26.9	24.4	27.5	27.4
5. No. of tuberculin negatives ... ..	675	784	753	713
Percentage of negative reactors to tuberculin tested ... ..	73.0	75.6	72.5	72.6
6. No. vaccinated ... ..	675	784	745	705
Percentage of vaccinated to total population...	47.6	48.8	44.8	41.3
7. Percentage of positive reactors to total population	17.6	15.7	17.2	14.6
8. Percentage of population not dealt with (all reasons)	34.7	35.5	38.1	47.0
9. No. of vaccinated who were tuberculin negative at 6-8 weeks ... ..	4	184	3	7

The Heaf tuberculin test continued to be used for the preliminary testing of the children.

#### **Care and After Care.**

The night sanatorium arrangements have remained unchanged during the year. One case was admitted and two discharged, the average length of stay being 316 days. Two of the beds were vacant at the close of the year.

#### **Provision of Milk.**

The provision of milk, either free or at reduced prices, to tuberculous patients continued throughout the year and 26 persons received such supplies.

#### **Nursing and Ancillary Equipment.**

A full range of equipment for the domiciliary care of the sick is available on loan or otherwise and has been drawn upon as required.

### Treatment of Scabies and Verminous Heads.

Ellen Street and Cuttle Street continue to be used as centres for cleansing, particularly of verminous heads.

Table 47 gives details of treatment given.

<b>Table 47.</b>								
	ELLEN STREET				CUTTLE STREET			
	Scabies		Verminous Heads		Scabies		Verminous Heads	
	Cases	Treatments	Cases	Treatments	Cases	Treatments	Cases	Treatments
Men ... ..	—	—	5	6	—	—	—	—
Women ... ..	2	4	6	7	—	—	—	—
Boys (under 14) ...	10	20	378	378	—	—	352	352
Girls (under 14) ...	10	19	2486	2486	—	—	2611	2611
TOTAL ...	22	43	2875	2877	—	—	2963	2963

### Venereal Disease.

The arrangements in relation to the control of venereal disease remain unchanged. The venereal diseases social worker continued to function under the direction of the consultant at the clinic at Preston Royal Infirmary. Altogether 238 follow-up letters were sent out and home visits were paid in 36 cases.

New cases of syphilis attending the clinic numbered 25 in 1957, the same figure as in the previous year. There were again no cases of congenital syphilis in an infant. There was an increase in the cases of gonorrhoea seen during the year and new cases attending the clinic numbered 62 compared with 42 in the previous year.

Routine enquiry continues to be made on all ships by the port health inspector and generally speaking seamen do not hesitate to make enquiries regarding treatment. 61 seamen were seen at the clinic during the year as opposed to 33 in the previous year.



## Sanitary Circumstances of the Area.

### 1.—Water.

Water supplies continue to be obtained in adequate quantity from the excellent upland sources of the Hodder valley and from the rather less satisfactory smaller areas of supply on Longridge Fell.

The purity of the water is regularly tested by bacteriological and chemical examination at the Water Department laboratory and a further five samples were taken at the consumer's end by health inspectors. These samples were found to be satisfactory in quality.

The water is chlorinated before supply to the consumer.

The large new reservoir at Longridge, the construction of which has been going on during the past few years is now nearing completion and the building at Grimsargh of the micro straining plant for the removal of minute particulate matter is progressing.

### 2.—General Sanitary Defects.

The following table shows the work carried out under the public health and housing acts in relation to dwellinghouses during 1957 :—

**Table 48.**  
**Sanitary Improvements effected under the Public Health and Housing Acts.**

No. of premises dealt with	...	...	...	...	...	...	1,267
Chimneys repaired or renewed	...	...	...	...	...	...	23
Dampness Remedied	...	...	...	...	...	...	142
Downspouts repaired or renewed	...	...	...	...	...	...	76
Drains or sewers cleansed	...	...	...	...	...	...	219
Drains or sewers tested	...	...	...	...	...	...	119
Drains or sewers repaired or renewed	...	...	...	...	...	...	227
Dust bins provided	...	...	...	...	...	...	37
Fireplaces repaired or renewed	...	...	...	...	...	...	15
Floors repaired or renewed	...	...	...	...	...	...	30
Food storage provided or repaired	...	...	...	...	...	...	3
Gutters repaired or renewed	...	...	...	...	...	...	95
Lighting and ventilation improved	...	...	...	...	...	...	2
Nuisances abated (general)	...	...	...	...	...	...	82
Passages or yard surfaces flagged, etc.	...	...	...	...	...	...	27
Plasterwork repaired or renewed	...	...	...	...	...	...	127
Premises disinfested or cleansed	...	...	...	...	...	...	29
Premises treated for rats or mice or rendered rodent proof	...	...	...	...	...	...	59
Roofs repaired or renewed	...	...	...	...	...	...	133
Sinks repaired or renewed	...	...	...	...	...	...	15
Staircases repaired or renewed	...	...	...	...	...	...	4
Walls repaired or renewed	...	...	...	...	...	...	45
Water service pipes repaired or renewed	...	...	...	...	...	...	24
W.C. accommodation provided, improved, repaired or renewed	...	...	...	...	...	...	184
Windows repaired or renewed	...	...	...	...	...	...	84
Woodwork (general) repaired or renewed	...	...	...	...	...	...	43
Other work done	...	...	...	...	...	...	95



A total of 499 informal notices and 115 statutory notices were served under the Public Health Act during the year. The latter are itemised in Table 49.

Five owners took advantage of Section 47 of the Public Health Act and applied for financial assistance in the converting of waste water closets to water closets. This was granted by the Council.

In four instances it was necessary to obtain a nuisance order.

**Table 49.**  
**Summary of Statutory Notices served under Public Health Act, 1936.**

<i>Section</i>	<i>Number served</i>
39 Drainage ... ..	31
40 Soil pipes, etc. ... ..	3
45 Closet accommodation ... ..	8
56 Yard paving ... ..	6
58 Dangerous structure ... ..	1
75 Dust bins ... ..	15
89 Provision of sanitary conveniences at inns, etc. ... ..	1
92/3 Abatement notices (statutory nuisances) ... ..	50
	<hr/> 115 <hr/>

### **3.—Tents, Vans and Sheds.**

Three sites are occupied by accredited members of the Showmen's Guild.

One renewal of application to station a van on private land in the borough was granted. One new application has been refused, the applicant has appealed and the appeal is to be heard early next year.

Three caravans were temporarily licensed as the occupants were employed by contractors on building and sewer works in the borough.

During the year it was necessary to remind a number of unauthorised caravan dwellers of the provisions of Section 269 of the Public Health Act, 1936, and to request removal of the caravans from the unsuitable sites.

### **4.—Common Lodging Houses.**

There are now three common lodging houses in the borough and 49 visits to them were carried out by the public health inspectors.

### **5.—Places of Public Entertainment.**

There are 14 cinemas in the area and in 1957 a full sanitary certificate of fitness was issued in respect of each. One certificate was issued in the first place for a temporary period pending completion of required works.

There are three billiards halls and 25 dance halls in the borough. Three of the cinemas hold licences for stage plays and seven other premises are similarly licensed. 84 visits were made to these places of public entertainment.



## 6.—Offensive Trades.

The offensive trades established in the borough include fat and tallow melters, tripe boilers, fell-monger, gut scraper, tanner and leather dressers, soap boilers and rag and bone dealers. Of these premises, the majority have been established for a considerable number of years, seven only being required to make application for periodic renewal of their licence to carry on an offensive trade. Applications in respect of these seven premises have been renewed for a period of 12 months. 67 visits were made to offensive trades premises.

One application to establish an offensive trade was refused.

## 7.—Disinfection and Disinfestation.

One hundred and ninety-two van loads of furniture, in respect of 289 families, were removed from old property to new corporation houses. This involved HCN disinfestation in all cases. 170 rooms were treated with insecticide to combat various infestations and 21 rooms were sprayed after the occurrence of infectious disease.

The service is maintained by a staff of three, and together with the necessary motor transport these men run a general transport pool for all sections of the Health Department.

## 8.—Factories.

There were 202 visits made by the Public Health Inspectors to factories during the year. The following table shows a summary of visits and work done, etc., under the Factories Act :—

Table 50. Inspections.				
Premises	No. on the Register	No. of Inspections	No. of written notices	No. of Prosecutions
Non-mechanical factories in which Sections 1, 2, 3, 4 and 6 are enforced by Local Authority... ..	94	24	—	—
Mechanical factories in which Section 7 is enforced by the Local Authority	787	172	8	—
Other premises in which Section 7 is enforced by the Local Authority (excluding out-workers' premises)...	31	6	—	—
Totals ... ..	912	202	8	—

**Table 51.**  
**Defects.**

Particulars and Section	No. of Defects found	No. of Defects remedied	No. referred		No. of Prosecutions
			To H.M. Inspector	By H.M. Inspector	
Want of cleanliness (S.1) ...	1	1	—	1	—
Overcrowding (S.2) ...	—	—	—	—	—
Unreasonable temperature (S.3)	—	—	—	—	—
Inadequate ventilation (S.4) ...	—	—	—	—	—
Ineffective drainage of floors (S.6)... ..	—	—	—	—	—
Sanitary conveniences (S.7)—					
(a) insufficient ... ..	—	1	—	—	—
(b) unsuitable or defective ...	6	6	—	4	—
(c) not separate for sexes ...	—	—	—	—	—
Other offences against the Act...	1	1	—	1	—
Total ... ..	8	9	—	6	—

### 9.—Outworkers.

Fifteen workers were notified under Section 110 of the Factories Act, 1937, which requires that the local authority be notified of any outworkers employed in their area.

Fifteen visits were paid by the District Public Health Inspectors to outworkers.

### 10.—Rodent Control.

During the year there were two rodent operators employed on pest extermination.

The Chief Public Health Inspector attended Lancashire County Consultative Committee and North West Lancashire Representative Committee Meetings as a representative of this Authority. These meetings are organised by the Ministry of Agriculture, Fisheries and Food to promote co-operation on rodent control between adjacent authorities and the Ministry.

During the year one test baiting campaign was carried out in the town's sewers. The number of manholes test-baited was 139. Two poison treatments were made, a total of 2,049 manholes being poison baited in all. To facilitate this work men were loaned by the Borough Surveyor, supervision being carried out by the Public Health Inspectors.

The work of the staff is summarised in the following table.



**Table 52.**  
**Prevention of Damage by Pests Act, 1949.**

	Type of Property				
	(1) Local Authority	(2) Dwelling houses	(3) All other (including Business and Industrial)	(4) Total of (1), (2) and (3)	(5) Agri- cultural
I. Number of properties in Local Authority's District	125	36,060	7,140	43,325	55
II. Number of properties inspected by the Local Authority during 1957 as a result of :					
(a) Notification ...	50	282	109	441	5
(b) Survey under the Act. ...	—	8	3	11	—
(c) Otherwise ( <i>e.g.</i> , when visited primarily for some other purpose	—	—	2	2	—
III. Total inspections carried out ...	280	1,241	628	2,149	12
IV. Number of properties (under II) found to be infested by :—					
(a) Rats { Major ...	1	—	1	2	—
{ Minor ...	14	110	76	200	8
(b) Mice { Major ...	2	3	4	9	—
{ Minor ...	19	27	44	90	—
V. Number of infested properties (in IV) treated by Local Authority ...	26	76	52	154	—
VI. Total treatments carried out ...	26	76	52	154	—
VII. No. of notices served under Section 4 of the Act :					
(a) Treatment ...	—	—	1	1	—
(b) Structural work (i.e., proofing) ...	—	—	1	1	—
VIII. No of cases in which default action was taken following the issue of a notice under Section 4 of the Act. ...	—	—	1	1	—

## 11.—Shops.

Shops Act work is carried out in conjunction with other duties concerning shop property. No visits were made during 1957.

## 12.—Atmospheric Pollution.

### Smokeless zones.

The second zone of smokelessness, as mentioned briefly in last year's report, was approved by the Council in December, 1956, and an order was submitted to the Minister of Housing and Local Government, who after the holding of a public inquiry confirmed the Preston (Central Area No. 2) Smokeless Zone Order, 1956, which came into operation on 1st November, 1957. The proposals for the establishment of a second smokeless zone are included as an appendix to this report.

With the implementation of this zone some 176 acres of the town stretching north from the Ribble and east from the main railway station are now smokeless.

Interest amongst the residents in the affected area was somewhat academic at first, but regular visiting by staff in response to inquiries and for other reasons resulted in a growing awareness for the need for action and the knowledge that the Corporation was willing to make a grant towards approved conversions stimulated householders still further. November, the first month of enforcement was a difficult one for the inspectors as many people were still burning up their remaining coal whilst others were still lacking in experience in the efficient use of the new appliances and the smokeless fuels.

Technical problems of alteration were not particularly great and where gas ignition from town's mains was not very feasible because of cost resort was had to Calor Gas containers. Applications for grant in aid of alterations were finally approved in respect of some 277 households.

Generally speaking there has been solid co-operation on the part of the people involved. The principle that the air we breathe should be unpolluted just as the water we drink should be pure has found almost universal acceptance though there has been grumbling over the inconvenience and cost of grate conversion, the cost of smokeless fuels (the moisture absorption capacity of certain fuels with its associated effect on cost per unit of weight), the disposal of household refuse and garden rubbish, the size of ash pails and pollution from outside the zone, with especial reference to factory chimneys, the Penwortham power station and the railways.

Little more than one hundred years ago initial steps were being taken to clean and protect the nation's drinking water. The putting into effect of this simple principle necessitated a revolution in the methods of refuse and sewage disposal. It may well be that cleaning the air will require further thought being given to the existing methods in use for handling refuse generally.



### Prior approval.

Eight applications for prior approval under Section 102 of the Preston Corporation Act, 1947, were received during the year. Six were approved, two subject to modifications. One was not approved and a decision on another had not been made at the end of the year.

Three notifications were received of intention to install furnaces under the Clean Air Act, 1956, these furnaces not requiring approval under Preston Corporation Act ; no objection was raised.

Two plans were submitted and approved for the erection of chimneys under Section 10, Clean Air Act, one subject to modification.

### General Supervision.

<b>Table 53.</b> <b>Visits in connection with Atmospheric Pollution.</b>					
	Steam Boilers	Metallurgical Furnaces	Brick Kilns	Others	Total
1. Observations taken or deposits collected ...	15	2	—	14	31
2. Inspections on com- plaints ...	13	15	—	22	50
3. Nuisance source—					
Smoke ...	6	—	—	8	14
Grit ...	—	—	—	—	—
Other ...	2	—	—	—	2

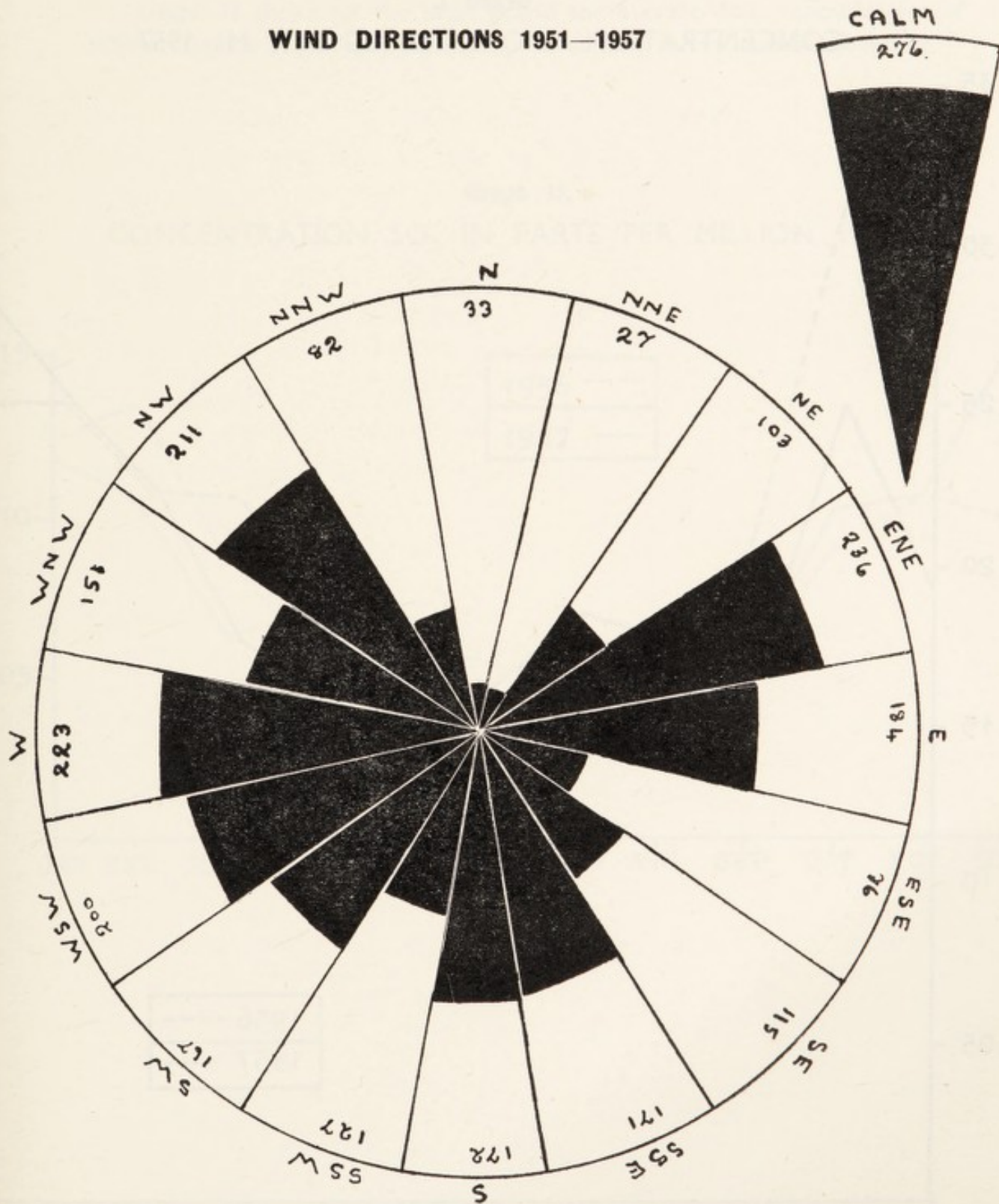
Seven informal notices were served under Section 102 of the Public Health Act, 1936.

Twenty repairs, alterations and improvements were carried out.

### Atmospheric Pollution and its measurement.

The following diagram shows the frequency of wind direction during the seven years 1951-1957 as recorded daily at the Moor Park Observatory.

**WIND DIRECTIONS 1951—1957**

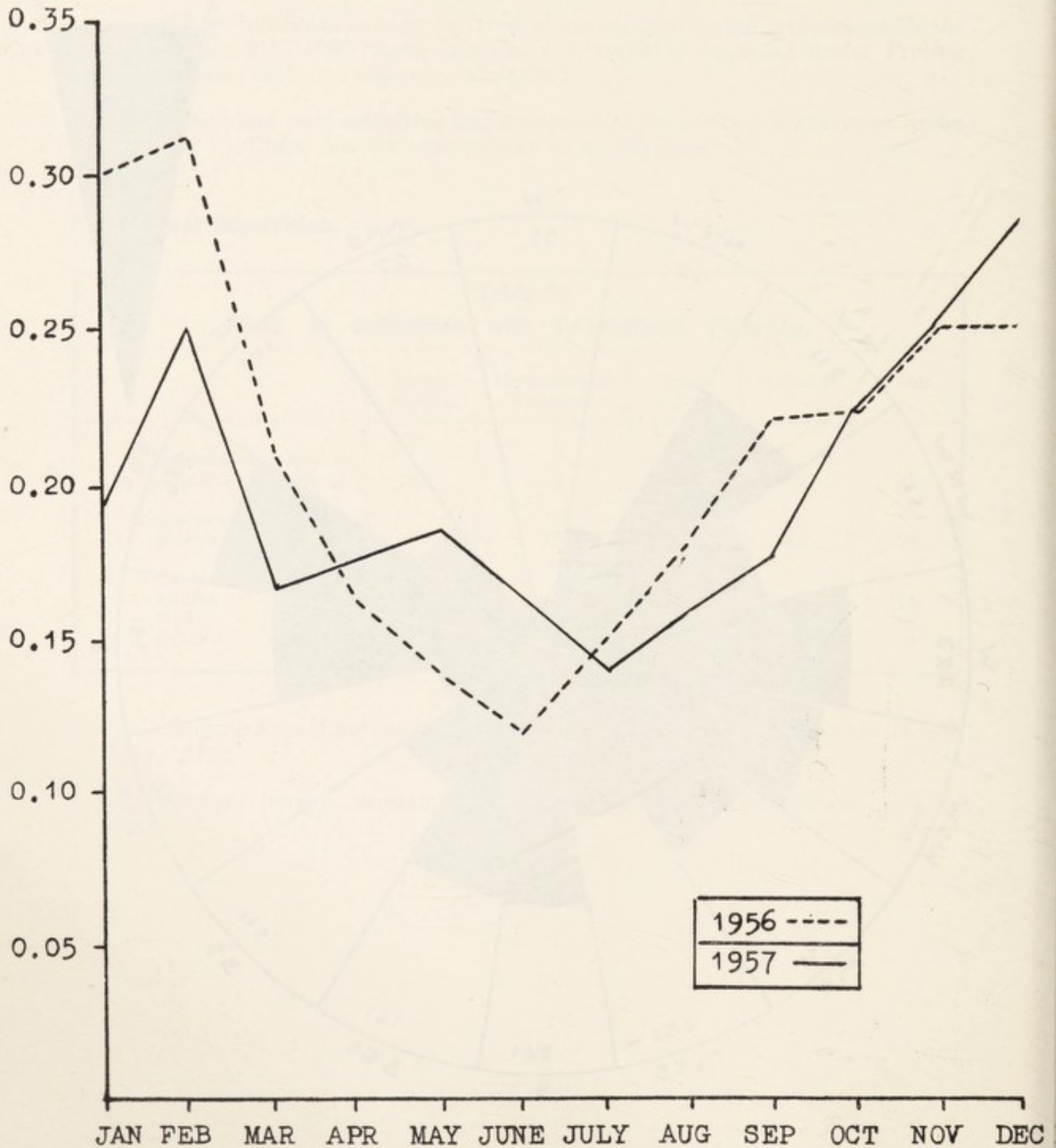




Graph I shows for two years the average daily concentration of smoke in milligrams per cubic metre as measured by the smoke filter apparatus.

**Graph I.**

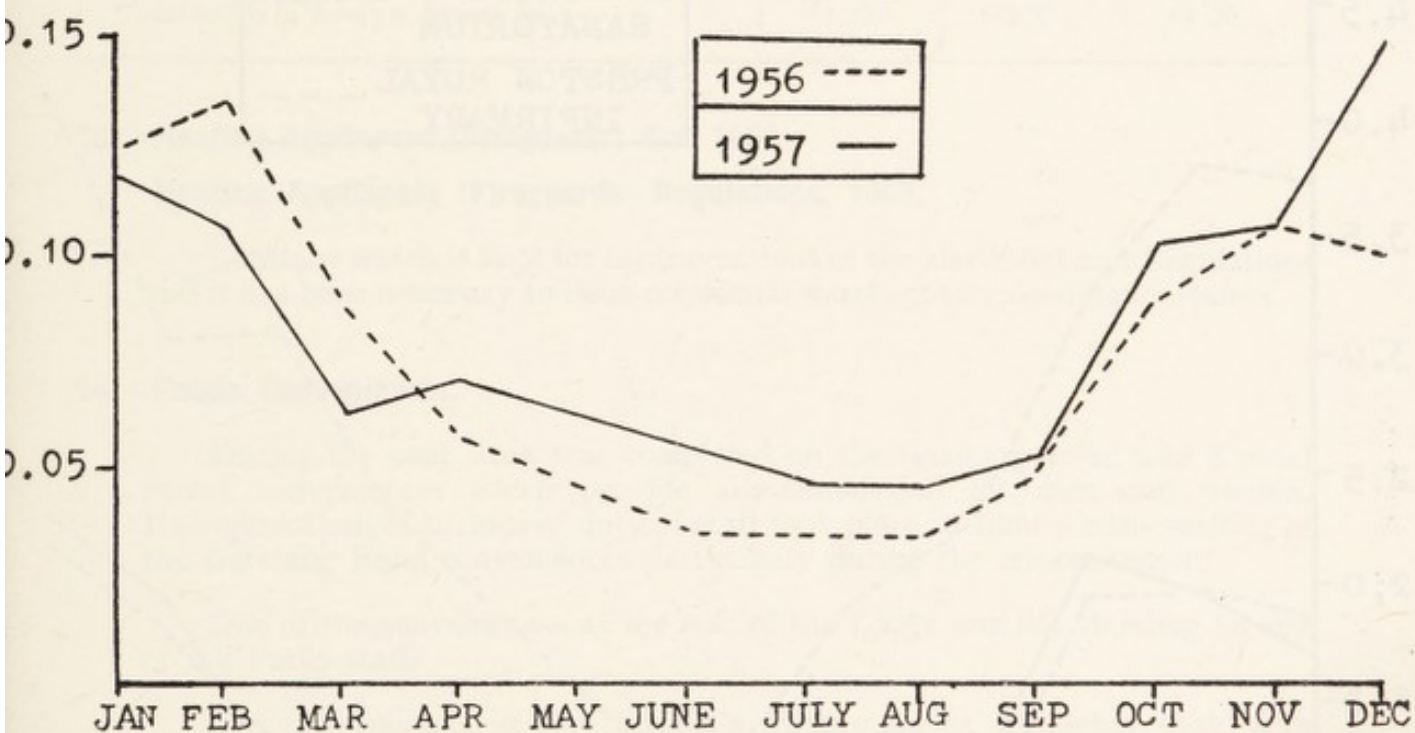
**CONCENTRATION SMOKE IN MG PER M<sup>3</sup> 1957**



Graph II shows for the same period the average daily concentration of sulphur dioxide in parts per million as measured by the volumetric apparatus.

**Graph II.**

CONCENTRATION  $\text{SO}_2$  IN PARTS PER MILLION 1957





Graph III records atmospheric sulphur dioxide in milligrams of sulphur trioxide per day, per sq. cms. of lead peroxide and brings out the point that sulphur dioxide pollution is persistently greater at the Royal Infirmary site than at the other two which differ little from each other.

**Graph III.**

1957 LEAD-PEROXIDE METHOD Wt. of  $\text{SO}_3$  Mg/100 sq. cm./day

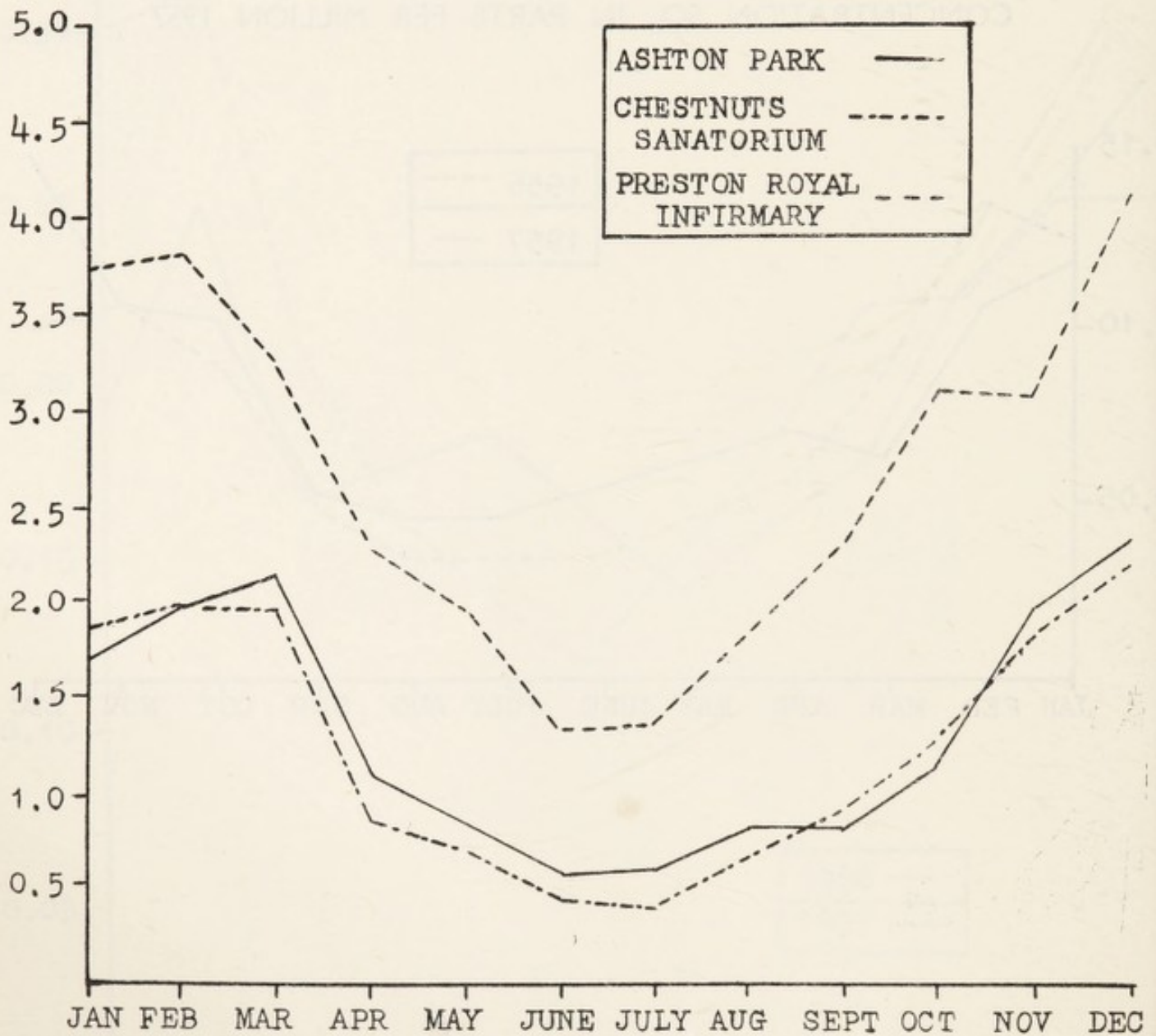


Table 54 gives the average deposit each month of solids in tons per square mile at each of the three stations.

**Table 54.**  
**Measurement of Deposited Matter by Deposit Gauge.**

	Average figures per month		
	Ashton Park	Chestnuts Sanatorium	P.R.I.
Rain in inches ... ..	3.15	3.34	3.10
Total dissolved matter in tons per square mile ...	5.50	5.72	8.02
Total insoluble matter in tons per square mile ...	5.67	4.72	11.07
Soluble matter in CS <sub>2</sub> in tons per square mile ...	0.09	0.08	0.18
Other combustibles in tons per square mile ...	1.81	1.46	3.43
Total solids in tons per square mile ... ..	11.17	10.37	19.09

### **13.—Heating Appliances (Fireguards) Act, 1952.**

#### **Heating Appliances (Fireguards) Regulations, 1953.**

Constant watch is kept for contraventions of the above Act and Regulations and it has been necessary to issue occasional warnings to second-hand dealers.

### **14.—Public Conveniences.**

During the year work was completed on the Garstang Road and Kendal Street conveniences which provide accommodation for men and women. Re-organisation of periods of duty of staff took place to allow for the staffing of the Garstang Road conveniences particularly during the cricket season.

One of the conveniences at the rear of the Lodge was left standing for use of the Parks staff.

The conveniences in the children's playground at Ribbleson Park were demolished.

Weighing machines are fitted in the four conveniences in Church Street, Earl Street and Birley Street. These conveniences are served each by an attendant and are fitted with basins provided with hot and cold water. Linen towels can be obtained at a charge of twopence. Hot air hand driers are also provided at these conveniences.

Hot and cold water is also laid on to all new conveniences and hand driers are also provided.

There is still a considerable amount of wilful damage being done in the public conveniences, particularly to the hand driers.



**15.—Pharmacy and Poison Act.**

In connection with the Pharmacy and Poisons Act, Part 2, registrations, eight visits were paid to premises, mainly small mixed business shops seeking registration under the Act.

**16.—Hairdressing Establishments.**

Two additional registrations under Section 108, Preston Corporation Act, 1947, were approved during the year.

In all, 28 visits were made in connection with the supervision of hygiene conditions in these establishments.

**17.—Fertilisers and Feedingstuffs Act, 1926.**

Six samples of fertiliser and twelve samples of feedingstuffs were taken during the year. Eleven of the above samples were taken informally and seven of the feedingstuff samples were taken by the Inspector in accordance with the Act.

In the sample of fertiliser the nitrogen content was less than that declared in the Statutory Statement and less than the amounts allowed by the limits of variation.

In six of the samples of feedingstuffs ingredients were at variance with the Statutory Statements and were less than the amounts allowed by the limits of variation.

In all the above cases warning letters were sent to the compounders or sellers.

There were no requests from purchasers to have articles sampled and analysed in accordance with Section 3 of the Fertilisers and Feedingstuffs Act, 1926.

**18.—Rag Flock.**

At the end of the year there were nine premises registered in accordance with Section 2 of the Rag Flock and other Filling Materials Act, 1951.

Twelve samples of filling materials were taken during the year and the results are itemised in the following table :

				<b>Table 55.</b>		
Class of Sample				Number of Samples taken	Satisfactory	Unsatisfactory
Curled feathers	...	...	...	1	1	—
Woollen felt	...	...	...	2	2	—
Cotton Felt	...	...	...	2	2	—
Coir Fibre	...	...	...	2	2	—
Rag Flock	...	...	...	5	5	—

## Housing

### Clearance of Unfit Houses.

Representation of unfit housing is now following a well established pattern and clearance of the central area of the town of its old, worn out property is well advanced. The rate of progress is largely determined now by the speed at which rehousing can take place and this appears to be affected to some extent at least by the desire of tenants to choose the district in which their new home shall be and to have regard to the rent of the house offered.

### Clearance Areas.

An inquiry was held by an inspector of the Ministry of Housing and Local Government during 1957 into the orders made in 1956 involving 344 unfit houses and the orders were subsequently confirmed without amendment. The properties concerned lie largely between Lancaster Road and Moor Lane and south to Walker Street and Saul Street.

The fifth group of post war representations was considered by the Health Committee in July, 1957. It involved 184 unfit houses, the areas covered some 3.823 acres, and 429 persons were counted representing 2.3 persons per house. The 173 families living in these houses included 54 single persons living alone and 51 couples.

These areas were included in Orders made by the Council in November, 1957, details of which are set out below :—

#### **Preston (Bow Lane, etc.) Compulsory Purchase Order, 1957.**

Location : Two blocks of property, one lying to the north of Christ Church and the other on the eastern side of Bow Lane which together formed the (Arthur Street, etc., Clearance Area and Bow Lane Clearance Area).

##### Acreage and Density :

Acreage of land in Order	...	...	...	0.54
Acreage of Pink Property	...	...	...	0.45
Housing density of Pink Property per acre				55.5

#### **Preston (Carlisle Street, etc.) Compulsory Purchase Order, 1957.**

Location : Four blocks of property lying to the west of Park Road. The unfit dwellings in this Order formed the Pole Street, etc. (No.2) Clearance Area, the Guys Row Clearance Area, the Percy Street Clearance Area, the Park Road (No. 2) Clearance Area and the Carlisle Street Clearance Area.

##### Acreage and Density :

Acreage of land in Order	...	...	...	0.8
Acreage of Pink Property	...	...	...	0.706
Housing density of Pink Property per acre				43.9



**Preston (Dover Street, etc.) Compulsory Purchase Order, 1957.**

Location : Five blocks of property lying between Tithebarn Street and North Road on the south-west with Park Road to the north. The unfit dwellings in this Order formed, the North Road, etc., Clearance Area, the Dover Street, etc., Clearance Area, the Pole Street (No. 1) Clearance Area, the Edgar Street Clearance Area, the Alfred Street, etc., Clearance Area, the Tithebarn Street Clearance Area, and the Park Road (No. 1) Clearance Area.

## Acreage and Density :

Acreage of land in Order	...	...	...	1.2
Acreage of Pink Property	...	...	...	1.087
Housing density of Pink Property per acre				45.

**Preston (Markland Street, etc.) Compulsory Purchase Order, 1957.**

Location : A block of property lying between Bow Lane and Markland Street and to the immediate south of Marsh Lane and at its junction with Bow Lane.

## Acreage and density :

Acreage of land in Order	...	...	...	0.68
Acreage of Pink Property	...	...	...	0.612
Housing density of Pink Property per acre				60.4

**Preston (Marsh Lane, etc.) Compulsory Purchase Order, 1957.**

Location : Lying to the east of the junction of Marsh Lane with Pitt Street and on the junction of Marsh Lane with Leighton Street. This Order includes the Marsh Lane (Nos. 1, 2 and 3) Clearance Areas.

## Acreage and density :

Acreage of land in Order	...	...	...	0.6
Acreage of Pink Property	...	...	...	0.34
Housing density of Pink Property per acre				41

**Preston (Nile Street, etc.) Compulsory Purchase Order, 1957.**

Location : Lying to the north of Church Street and to the east of North Road. The unfit dwellings in this order formed the Hammonds Row Clearance Area ; the Lords Walk Clearance Area, and the Nile Street, etc., Clearance Area.

## Acreage and density :

Acreage of land in Order	...	...	...	1.0
Acreage of Pink Property	...	...	...	0.628
Housing density of Pink Property per acre				44.6

**Table 56.**  
**No. of houses and persons included in clearance areas.**  
**represented during 1957.**

Title of Order	Adults		Children under 10 yrs.		Total number of persons	Number of families	Number of houses
	M.	F.	M.	F.			
Bow Lane, etc., C.P.O. ...	20	24	1	6	51	19	25
Carlisle Street, etc. C.P.O.	29	31	4	2	66	31	31
Dover Street, etc., C.P.O.	41	46	6	2	95	46	49
Markland St., etc. C.P.O.	37	39	4	7	87	37	37
Marsh Lane, etc., C.P.O. ...	11	14	2	—	27	12	14
Nile Street, etc., C.P.O. ...	50	35	9	9	103	28	28
	188	189	26	26	429	173	184

The progress of the Corporation's post war programme of slum clearance to the end of 1957 is clearly seen from the data given in the following table.

If the Orders made in 1957 are confirmed by the Minister without substantial amendments then some 2,882 persons will as a consequence of the Corporation's policy find themselves in alternative accommodation mainly in new houses possessing modern amenities.

**Table 57.**  
**Compulsory Purchase Orders and Clearance Orders.**

Year of Representation	Number of houses included		Total number of houses		Total persons in unfit houses at time of Official Count	Persons Displaced				Total persons displaced
	Unfit	Fit	Empty	De-molished		Rehoused by Local Authy.		Otherwise displaced		
						Unfit houses	Fit houses	Unfit houses	Fit houses	
1951	21	—	—	21	74	69	—	5	—	74
1954	169	1	8	162	614	575	—	4	2	581
1955	262	13	176	49	717	551	27	64	5	647
1956	344	44	69	—	1048	174	—	—	9	183
*1957	184	14	11	—	429	—	—	—	—	—

\* Orders made during 1957 are awaiting Ministerial decision.



**Table 58.**  
**Families displaced during 1957.**

	Rehoused by Local Authority	Otherwise Displaced (Found own accommodation etc.)	Total
Clearance Orders and Compulsory Purchase Orders	229	37	266
Individual Unfit Houses ...	27	5	32
Total ... ..	256	42	298

### **Individual Unfit Houses.**

Formal representation was made in respect of 23 individual houses considered unfit under Section 11 of the 1936 Act (or Section 17 of the 1957 Act which came into operation during the year). During the year the Council made 11 demolition Orders and 10 closing Orders under the Housing Acts, and the Local Government (Miscellaneous Provisions) Act, 1953, respectively, relating to these and other representations overlapping from the previous year. Certificates of Unfitness were issued in respect of three Council owned houses. Fourteen houses were demolished as a consequence of orders made.

Since 1945, 207 individual houses have been represented as unfit and at the end of 1957 six of these were still being used for housing purposes.

### **Repair of Unfit Houses.**

Representation and the subsequent service of notice under the Housing Act for the carrying out of work to make a house fit were undertaken in five instances during the year. Ten houses were rendered fit after informal action or formal action.

General repair of houses under public health act procedure was also carried out and is referred to in the preceding chapter of the report.

Table 59 records statistically the work carried out under the housing acts during 1957.

**Table 59.**  
**Housing Acts, 1936—1957. Local Government (Miscellaneous Provisions)**  
**Act, 1953.**  
**Action taken in respect of unfit houses under the above Acts.**

Number of Inspections ... ..	2,113
Number of houses which on inspection were considered to be unfit for human habitation ... ..	215
Number of Representations made to the Council —	
(a) with a view to service of Notice requiring execution of works	5
(b) with a view to making of Demolition Orders, Closing Orders and Certificates of Unfitness ... ..	26
(c) with a view to declaring Clearance Areas (Number of houses)	184
Number of notices served requiring execution of works—	
(a) informal ... ..	5
(b) formal ... ..	2
Number of houses rendered fit after service of—	
(a) informal notice ... ..	8
(b) formal notice ... ..	2
Number of Demolition Orders made under Section 11 of Housing Act, 1936, or Section 17 of Housing Act, 1957 ... ..	11
Number of Closing Orders made under the Local Government (Miscellaneous Provisions) Act, 1953, or Section 17(1) Housing Act, 1957 ... ..	10
Number of Closing Orders (Section 12, Housing Act, 1936, or Section 18 Housing Act, 1957) ... ..	—
Number of Undertakings accepted by the Council ... ..	1
Number of houses demolished as a result of Orders made under Section 11, Housing Act, 1936 ... ..	14
Number of houses demolished as a result of Compulsory Purchase Orders ... ..	144
Number of houses demolished as a result of Clearance Orders ...	9

### Overcrowding.

The number of complaints of overcrowding dropped to 32 in 1957 and most of these on investigation were unconfirmed. Overcrowding is not to-day a material factor in housing in Preston.

**Table 60.**  
**Overcrowding, 1957.**

Number of complaints received ... ..	32
Number of complaints confirmed and referred to the Housing Committee ...	2
Number of complaints not confirmed ... ..	22
Number of complaints confirmed but no action taken ... ..	5
Number rehoused while complaint was being investigated ... ..	—
Number rehoused by the Local Authority following reference ... ..	5



**Certificate of Disrepair.**

Inspections in relation to certificates of disrepair under the Housing Repairs and Rents Act, 1954 and Rent Act, 1957, were carried out during the year and the position is summarised in Table 61 below.

**Table 61.**  
**Housing Repairs and Rents Act, 1954 and Rent Act, 1957.**  
**Certificates of Disrepair.**

Number of certificates applied for	...	...	...	...	...	...	492
Number of certificates granted	...	...	...	...	...	...	382
Number of certificates refused	...	...	...	...	...	...	1
Number of applications for revocation	...	...	...	...	...	...	2
Number of certificates revoked	...	...	...	...	...	...	2
Number of revocation certificates refused	...	...	...	...	...	...	—

One application was withdrawn after agreement had been reached between landlord and tenant.

## Food and Drugs.

### Food Hygiene.

Six prosecutions under the Food Hygiene Regulations, 1955, were undertaken during the year. All were successful and fines were imposed ranging in total between £2 and £60.

**Table 62.**  
**Hygiene in Food Premises.**

Premises	Number of visits
Premises registered under Section 16 Food and Drugs Act, 1955 ...	46
Cafes, restaurants and snack bars ... ..	115
Bakehouses ... ..	93
Food hawkers and storage accommodation ... ..	24
Food Shops ... ..	405
Food Markets ... ..	749
Food preparing premises ... ..	165
Licensed premises ... ..	28
Registered Dairies and Bottled Milk Distributors ... ..	124
Premises re the inspection of food ... ..	598
	2,347

**Table 63.**  
**Repairs and improvements effected in food preparing premises.**

Repair or Improvement	Number of visits
Drains or sewers repaired or renewed ... ..	1
Floors repaired or renewed ... ..	9
Food preparing premises cleansed ... ..	8
Food storage provided or repaired ... ..	8
Hand washing facilities in food premises provided ... ..	4
Lighting and ventilation improved ... ..	6
Plasterwork repaired or renewed ... ..	7
Premises disinfested or cleansed ... ..	2
Sinks repaired or renewed ... ..	9
Walls repaired or renewed ... ..	11
Windows repaired or renewed ... ..	3
Woodwork (general) repaired or renewed ... ..	11
Other work done ... ..	14



**MILK.****Milk and Milk Sampling.**

Eighty-five samples of milk were taken from supplies coming into the borough to determine the presence of tubercle bacilli. Table 64 shows that two of the samples gave positive findings. Consequent on reports of these findings and of the subsequent inspections of cattle by the veterinary officer of the Ministry of Agriculture, Fisheries and Food two cows were slaughtered.

<b>Table 64.</b>			
<b>Milk samples taken for biological examination.</b>			
Class of milk sample	No. of samples taken	Tubercle Bacilli	
		Absent	Present
Ungraded ... ..	32	30	2
Tuberculin Tested ... ..	10	10	—
T.T. (Farm Bottled) ... ..	38	38	—
T.T. (Pasteurised) ... ..	5	5	—
Totals ... ..	85	83	2

Table 65 shows the number of samples taken for bacteriological examination. In the case of unsatisfactory samples of known farm supplies, or producer/retailers the information is passed to the Area Chief Milk Production Officer, Ministry of Agriculture, for his investigation.

<b>Table 65.</b>			
<b>Milk samples for bacteriological examination.</b>			
Class of Milk Sample	Number of Samples taken	Methylene Blue Test	
		Passed	Failed
Ungraded ... ..	26	11	15
Tuberculin Tested ... ..	8	5	3
T.T. (Farm Bottled) ... ..	21	17	4
T.T. (Pasteurised) ... ..	5	5	—
T.T. (F.B.) (Channel Island) ... ..	17	14	3
Pasteurised ... ..	11	11	—
Total ... ..	88	63	25

A total of 376 samples of milk were submitted to the Public Analyst for chemical analysis. These are summarised in Table 66.

Five samples of milk from schools were all found to be satisfactory.

**Table 66.**  
**Milk samples taken for chemical analysis.**

Class of milk sample	No. of Samples taken	Informal		Formal	
		Satisfactory	Unsatisfactory	Satisfactory	Unsatisfactory
Ungraded ... ..	85	65	5	9	6
Tuberculin Tested ... ..	17	15	—	2	—
T.T. (Farm Bottled) ... ..	30	7	—	22	1
T.T. (F.B.) (Channel Island) ... ..	12	8	—	4	—
T.T. (Pasteurised) ... ..	75	62	—	13	—
Pasteurised ... ..	109	78	1	30	—
Sterilised ... ..	48	41	—	7	—
Total ... ..	376	276	6	87	7

Seven of the unsatisfactory samples contained extraneous water and six showed fat deficiencies. Six of those containing extraneous water were from one producer and he was successfully prosecuted under Section 32 of the Food and Drugs Act, 1955. A fine of £15 was imposed. In all other cases warning letters were sent to the producers or dairymen and follow up samples were found to be satisfactory.

**Table 67.**  
**Milk samples taken for Phosphatase, Methylene Blue and Turbidity Tests.**

Class of milk sample	No. of samples taken	Phosphatase		Meth. Blue		Turbidity	
		Passed	Failed	Passed	Failed	Passed	Failed
Pasteurised ... ..	92	92	—	91	—	—	—
T.T. Pasteurised ... ..	68	68	—	65	2	—	—
Sterilised ... ..	40	—	—	—	—	40	—
Totals ... ..	200	160	—	156	2	40	—

The two Tuberculin Tested (Pasteurised) milks which failed the methylene blue test were declared void in accordance with Part III of the Milk (Special Designation) (Pasteurised and Sterilised) Milk Regulations, 1949-1953, as the atmospheric shade temperature exceeded 65°F after sampling, but before testing.



### Dairies and Milk Distributors.

At the end of the year there were 24 premises registered as dairies. The owners of two of these dairies hold licences to pasteurise milk under the Milk (Special Designation) (Pasteurised and Sterilised Milk) Regulations. 237 distributors are registered for the sale of bottled milk at shops. There are also on the register 23 distributors operating from premises outside the borough and approximately 17 dairy farmers are known to be retailing milk in the borough.

One dairy was closed during the year and one new dairy was registered. The structural standard and cleanliness of premises remains good.

The two pasteurising plants in the area are of the "High Temperature Short Time" type. One of these was completely re-equipped during the year.

One prosecution under Section 2 of the Food and Drugs Act, 1955, was taken during the year. The defendant was fined £15 for selling a bottle of milk containing foreign matter, having the appearance of grit.

### Miscellaneous Foods, etc.

One hundred and thirty samples were submitted for bacteriological examination and 192 samples for chemical analysis. These are summarised in the three subsequent tables.

**Table 68.**  
**Miscellaneous samples taken for bacteriological examination.**

Class of sample	No. of Samples	Satisfactory	Unsatisfactory
Milk bottle rinses ... ..	46	46	—
Water ... ..	5	5	—
Well water ... ..	1	1	—
Corned beef ... ..	2	2	—
Dried milk ... ..	2	2	—
Frozen liquid eggs ... ..	30	28	2
Orange drink ... ..	1	1	—
Grapefruit segments ... ..	1	1	—
Damson pie ... ..	1	1	—
Duck eggs ... ..	2	2	—
Soup—tin ... ..	1	1	—
Totals ... ..	92	90	2

The samples of frozen liquid egg were obtained from a consignment of Australian whole frozen liquid egg deposited in a local cold store. The investigation led to the destruction of tins from two identifiable batches. The unsatisfactory samples were infected with salmonella typhimurium.

### Ice Cream.

The two unsatisfactory methylene blue results were investigated and follow up samples were found to be satisfactory.

At the end of the year there were 15 registered manufacturers of ice-cream in the borough.

**Table 69.**  
**Ice-cream samples taken for bacteriological examination.**

Number	Satisfactory Methylene Blue	Unsatisfactory Methylene Blue
34	32	2

**Table 70.**  
**Miscellaneous samples taken for chemical analysis.**

Class of Sample	Number of Samples taken	Informal	
		Satisfactory	Unsatisfactory
Miscellaneous foodstuffs ...	32	32	—
Tinned fruit ...	2	2	—
Tinned fish ...	3	3	—
Tinned meat ...	3	3	—
Soft drink and beverages ...	17	17	—
Butter ...	10	9	1
Fats (including margarine) ...	14	14	—
Cream ...	2	2	—
Seasoning and Sauces ...	7	7	—
Sausages ...	13	12	1
Bread ...	8	5	3
Flour ...	2	2	—
Cereals ...	4	4	—
Pickles and spices ...	2	2	—
Prepared foods ...	7	5	2
Preserves and jellies ...	4	4	—
Dried milk ...	1	1	—
Lemons ...	1	1	—
Cakes, biscuits, etc. ...	7	6	1
Fruits ...	16	15	1
Consensed milk ...	1	1	—
Rice ...	1	1	—
Vegetables ...	1	1	—
Currants, dates, raisins ...	3	3	—
Sweets ...	16	14	2
Mincemeat ...	2	2	—
Patent medicine ...	2	1	1
Meats ...	4	4	—
Soups ...	5	5	—
Fish ...	4	4	—
Total ...	194	182	12



Five of the unsatisfactory samples were contraventions of the Labelling of Food Order and in each case the manufacturers or retailers were approached.

The unsatisfactory sausage sample contained preservatives without the correct declaration required by the Public Health (Preservatives in Food) Regulations.

One sample of apples was lightly contaminated with lead and arsenic and the consignment was cleansed before they were issued for sale.

One sample of butter contained excess water content and the importers and packers were warned.

Warning letters were also sent in the case of a sample of cake and a sample of bread which contained foreign matter.

One sample of patent medicine was unsatisfactory due to the decomposition of certain constituents and the remaining stocks were withdrawn from sale and destroyed.

One sample of bread contained part of a mouse and a prosecution under Section 2 of the Food and Drugs Act, 1955, was successfully taken. The defendant was fined £20.

Two samples of cakes from a bakehouse were found to contain foreign matter. In one case an ice bun contained a pointed piece of metal and in the other case a currant bun contained a piece of cigarette. Prosecutions under Section 2, Food and Drugs Act, 1955, were successfully taken. The defendant was fined a total of £5 plus costs.

### **Wholesale Fish Market.**

During the year 8 cwts. 2 qrs. 1 stone of fish was surrendered as unfit for human consumption.

There is considerable reduction in the amount of fish now handled by the various wholesalers operating in the market. Although there have been no changes in the structure and arrangements mentioned in last years report, there is a decided improvement in the general cleanliness in and around the market.

### **Retail Markets.**

The arrangements at the Corporation markets remain unchanged and are in consequence as unsatisfactory as ever.

### **Condemnation of Food.**

During the year it was necessary under the provisions of Section 9 of the Food and Drugs Act, 1955, to seize and destroy approximately 7 cwt. of vegetables in an advanced state of decomposition.

**Table 71.**  
**Unfit food surrendered.**

	lbs.	ozs.
Canned goods ... ..	13,479	14
Bacon and ham ... ..	18	4
Cereals ... ..	50	0
Confectionery ... ..	27	8
Dairy produce ... ..	94	0
Dried fruits ... ..	289	0
Fish (retail) ... ..	1,586	0
Fruit ... ..	803	0
Minerals ... ..	0	8
Pickles and spices ... ..	11	6
Pork bones ... ..	112	0
Prepared foods ... ..	389	2
Preserves ... ..	8	12
Rabbits and poultry ... ..	121	8
Vegetables ... ..	333	0
Yeast ... ..	1,278	0
	<b>18,601</b>	<b>14</b>

In addition to the above, 313 tons, 2 cwts. 1 qr. 13 lbs. of foodstuffs consisting of bananas, coconuts, citrus fruits, onions, tomatoes and canned foods, were surrendered at the Port of Preston as unfit for human consumption.

**Agriculture Act, 1937 (Milk and Dairies Regulations, 1949).**

Visits are made to herds in the borough by the Ministry of Agriculture Veterinary Inspectors, but as an economy measure inspections of herds where the milk is pasteurised before sale have been suspended. Four herd inspections were carried out in the borough during the year by the Veterinary Officer, 59 cattle being examined.

**MEAT.**

The Veterinary Officer and Meat Inspectors made visits as under :—

**Table 72.**  
**Visits made by veterinary officer and meat inspectors.**

	Veterinary Officer	Meat Inspectors
Visits to public slaughterhouses ... ..	425	268
Visits to butchers' shops ... ..	—	12
Visits to cowsheds, dairies and milkshops ... ..	—	3
Visits to shops, stores, etc., to inspect fresh meat brought into the borough ... ..	9	—
Visits to food markets ... ..	—	—
Visits to food preparing premises ... ..	5	—
Other premises ... ..	78	—
Number of cattle floats inspected ... ..	—	114
Number of notices served to cleanse same ... ..	—	—



### Slaughter of Animals Acts, 1933-1954.

The number of licensed slaughtermen at the year end was 44. No action has been necessary under the above Act.

### Public Abattoir.

<b>Table 73.</b> <b>Number of animals killed and inspected.</b>					
Year	Cattle	Sheep	Pigs	Calves	
1957 ... ..	8,764	31,854	6,460	341	
1956 ... ..	8,762	32,356	7,987	337	
1955 ... ..	7,764	33,652	7,422	432	
1954 ... ..	7,735	40,418	12,352	351	

<b>Table 74.</b> <b>Casualties (included in figures in Table 65).</b>					
Year	Cattle	Sheep	Pigs	Calves	
1957 ... ..	206	170	412	59	
1956 ... ..	180	97	421	62	
1955 ... ..	227	111	497	40	
1954 ... ..	210	187	716	98	

A steady fall in the amount of meat condemned has occurred over the last year or two and also a fall in the percentage of animals affected with disease. This applies to both tuberculosis and parasitic diseases, the two chief causes of meat being condemned. Apart from these two diseases pneumonia in pigs is the commonest complaint. Other diseases show only small amounts condemned. Whilst the incidence of disease falls, it does not appreciably lessen the work of meat inspection since detailed examination is still necessary. The figures given do not represent the average disease position in animals as a whole, since the abattoir is in many cases a method of disposal of ailing or injured animals.

### Private Slaughterhouses.

One private slaughterhouse in the borough is licensed by the Council, but it has not been used as such during the year.

### Meat Marking.

All cattle, sheep and pigs passed as fit for human consumption are stamped. Meat condemned is marked to avoid any chance of mistake and meat deferred for further consideration is detained by a notice attached to the carcase and offal.

### Fresh Meat coming into the Borough from other areas.

A certain amount of meat killed and inspected outside the borough is sold in the borough. This meat is presumed to be all fit for human consumption and it is not possible to re-examine it as a routine measure.

**Table 75.**  
**Carcases and Offal inspected and condemned in whole or in part.**

	Total Cattle	Cattle excluding Cows	Cows	Calves	Sheep and Lambs	Pigs	Horses
Number killed ... ..	8,764	5,464*	3,300*	341	31,854	6,460	—
Number inspected ... ..	8,764	5,464*	3,300*	341	31,854	6,460	—
<b>ALL DISEASES EXCEPT TUBERCULOSIS AND CYSTICERCOSIS</b>							
Whole carcases condemned ... ..	—	16	54	40	90	192	—
Carcases of which some part or organ was condemned ... ..	—	1,591	849	7	913	1,302	—
Percentage of the number inspected affected with disease other than tuberculosis and cysticerci ... ..	—	27.4	27.1	13.8	3.1	23.1	—
<b>TUBERCULOSIS ONLY</b>							
Whole carcases condemned ... ..	—	14	26	10	—	22	—
Carcases of which some part or organ was condemned ... ..	—	418	583	3	—	193	—
Percentage of the number inspected affected with tuberculosis ... ..	—	7.9	18.5	3.8	—	3.3	—
<b>CYSTICERCOSIS</b>							
Carcases of which some part or organ was condemned ... ..	65	54	11	—	—	—	—
Carcases submitted to treatment by refrigera- tion ... ..	—	54	11	—	—	—	—
Generalised and totally condemned ... ..	—	—	—	—	—	—	—

• Estimated figures.



### Public Health (Meat Regulations.

The general state of meat handling is reasonably satisfactory, but continuous supervision is necessary to prevent slackness. No breach of the regulations requiring statutory action has occurred.

### Meat inspected other than at Abattoir.

Visits are made to wholesalers, cold stores, etc., in the borough, the meat in these cases mostly having been killed and inspected elsewhere no complaint has been discovered.

Table 76.				
Amount of condemned meat.				
Imported Beef	...	...	...	420 lbs.
Imported Pork	...	...	...	38 "
Imported Kidneys	...	...	...	46 "
Home Killed Beef	...	...	...	459 "
Home Killed Pork	...	...	...	16 "
				979 lbs.

### DISEASES OF ANIMALS ACTS AND ORDERS.

#### Anthrax Order, 1938.

The number of cases of this disease in the country decreased considerably from that of the year before. Although a watch is kept for its occurrence no case or suspected case occurred in the borough during the year.

#### Foot and Mouth Disease Order, 1938.

No case of this disease occurred in the borough during the year, but outbreaks in Lancashire required special precautions being taken at the Cattle Market. Two people were reported for offences relating to the movement of animals under this order and the reports were under consideration at the end of the year.

#### Atrophic Rhinitis Order, 1954.

A few outbreaks of this disease occurred in the country but nothing which affected the Preston area.

#### Diseases of Animals (Waste Foods) Order, 1957. Operative 1st June, 1957.

This Order revokes the Boiling of Animal Foodstuffs Order, 1947, but still retains the main requirements that swill must be boiled at least one hour before being fed to animals or poultry. It also requires that the operators of swill plants shall be licensed by the Local Authority. Twelve operators of swill plants were found to come within the terms of the Order. These plants have been inspected and found satisfactory and have been licensed by the Council.

**Sheep Scab Order, 1938.**

This disease has been eradicated from the country, but as the regulations requiring dipping of sheep are still in force these requirements have been carried out under supervision.

**Swine Fever Order, 1938.**

This disease continues to give trouble all over the country. Two outbreaks occurred in Preston during the year. Some pigs from these premises were slaughtered at the abattoir and the premises are now clear of infection and restrictions have been removed. A few pigs from outbreaks in the vicinity of Preston have also been slaughtered at the abattoir but much less in number than in previous years.

**Movement of Swine Order, 1954.**

Pig sales continued throughout the year uninterrupted by any restrictions. No offences against this Order were detected. 4,665 licences were issued during the year for the removal of 74,629 pigs from the market.

**Warble Fly Order, 1948.**

Dressing is carried out under the terms of this order and the infestation rate appears to gradually decrease.

**Tuberculosis Order, 1938.**

Only four cattle were slaughtered at the abattoir during the year under the above order. Three of these were totally condemned. Two were discovered as a result of milk sampling, one as a result of a herd inspection and one as a result of the slaughtering of a calf found to be suffering from congenital tuberculosis.

**Market Sales and Lairs Order, 1925.**

Special care was taken in the cleansing and disinfection of the market during the period when foot and mouth disease was in the vicinity.

**Transit of Animals Order, 1927-1947.**

No prosecutions have been necessary under the above order, but verbal cautions have been issued on numerous occasions, particularly with regard to the transport of very young calves. Nine calves, five pigs, two cattle and one sheep were detained as unfit to travel and slaughtered at the abattoir.

Number of vehicles cleansed and disinfected	2,696
Number of vehicles inspected	114



**Transit of Horses Order, 1951.**

No offences have been detected against this order and no action has been necessary.

**Animals (Landing from Ireland, Channel Islands and Isle of Man) Order, 1938.**

Altogether 3,100 Irish cattle passed through the market during the year and were licensed out. These consisted of 33 dairy cattle, 1,378 store cattle and 1,689 cattle for immediate slaughter.

**Fowl Pest Orders, 1936-1954.**

This disease has been prevalent during the year in the vicinity of Preston, but only one outbreak occurred in the borough, with a few premises under restrictions. No poultry sales have been held in the borough during the year. Restrictions on the movement of poultry remained all during the year.

**Poultry (Exposure for Sale) Order, 1937.**

As no poultry sales have been held no action was necessary under this order.

**Protection of Animals Acts, 1911-1912.**

Two cases were taken in the borough during the year under the above acts : one, for shooting and wounding a duck, the defendant was fined £2 and costs ; the other, for failing to provide proper care and attention to an ailing cat, the defendant was fined 15 gns. and costs. Numerous verbal and written cautions were given by the R.S.P.C.A. inspector who has regularly attended markets, etc., in the course of his duty.

**Table 77.**  
**Details of markets held.**

	Number of Sales	Number of Visits
Store Cattle and Sheep ... ..	48	48
Fatstock Sales ... ..	54	54
Store Pigs ... ..	54	54
Attested Cattle ... ..	52	52
Non-Attested Dairy Cattle ... ..	52	52
Horse Sales ... ..	13	13
Poultry Sales ... ..	—	—

### Number of Animals passing through the Market.

The following table shows the number of animals passing through the market during the year, and figures for the previous years :—

**Table 78.**  
**Animals passing through market.**

	1957	1956	1955	1954
Attested Cattle ... ..	3,270	3,409	3,046	2,682
Dairy Non-Attested Cattle ...	1,285	2,366	3,154	4,947
Store Cattle ... ..	4,946	4,494	6,767	9,467
Calving Cows ... ..	740	940	979	1,536
Store Bulls ... ..	—	—	40	126
Fat Cattle ... ..	16,629	12,162	9,624	6,038
Fat Sheep ... ..	24,447	22,332	16,670	18,497
Store Sheep ... ..	531	571	822	912
Calves ... ..	13,287	14,280	10,721	13,266
Fat Pigs ... ..	37,229	36,930	29,100	29,444
Store Pigs ... ..	37,400	29,006	20,349	46,408
Horses ... ..	457	400	482	418
Poultry ... ..		8,068	835	13,157



## Port Health Administration.

### Port Health District.

The Port Health District of Preston extends from Formby Point on the south to a point about 2,350 yards south of the Victoria Pier, South Shore, Blackpool, on the north. The dock, which is 3,200 feet long by 600 feet wide, covers 40 acres and is approached by the entrance basin, 850 feet long by 300 feet wide, an area of  $4\frac{3}{4}$  acres.

The communicating locks are 550 feet long and 66 feet wide, with a depth of 29 feet 6 inches at high water ordinary spring tide. The dock is situated in the borough, and is about 16 miles up the River Ribble from deep water at the bar.

The quays are over  $1\frac{1}{2}$  miles long. There are 170 acres of storage ground and 61,525 superficial yards of covered floor space.

The dock is equipped with hydraulic and steam cranes and recently additional hydraulic cranes have been installed. Ample railway facilities exist.

During the year under review continued improvements on the dock estate were effected by the dock undertaking. Quays adjacent to ferry berths have been re-surfaced and certain lengths of roadways have been re-laid and surfaced. Some road drainage has been renewed and improved. The weekly dock and shipping refuse collection service continues. Additional banana ripening chambers have been installed in one of the warehouses.

### Section i—Staff.

Table 79. Staff				
Name of Officer	Nature of Appointment	Date of Appointment	Qualifications	Any other appointment held
J. S. G. Burnett ...	Port Medical Officer	1.2.49	M.D., D.P.H.	Medical Officer of Health
L. G. Samuel ...	Deputy Port Medical Officer	30.7.56	M.B., Ch.B., D.P.H.	Deputy Medical Officer of Health
E. R. Whitmey ...	Port Health Inspector	9.4.56 (Resigned 17.10.57)	Cert. R.S.I. Cert. Master Mariner	District Public Health Inspector
F. Yates ...	Deputy Port Health Inspector	17.7.55	Cert. R.S.I. Cert. Meat and Food	Public Health Inspector

ADDRESS AND TELEPHONE NUMBER OF THE MEDICAL OFFICER OF HEALTH.

Health Department, Municipal Building, Preston.

Telephone No. Preston 4881.

PRIVATE ADDRESS :

Brook House, Garstang Road, Fulwood, Preston.

Telephone No. Preston 77784.

**Section ii—Amount of shipping entering the district during the year.**

Whilst there was practically no change in the number of vessels arriving from foreign ports as compared with 1956, there was a slight reduction in the number of coastwise vessels arriving. Total tonnage, both of foreign and of coastal ships, was, however, more than that of the previous year. Early in the year the regular ferry ships returned to trading from Preston, but in the summer two of the ferry ships were laid up and a new ship took over their usual freight, making its maiden voyage to Ireland in August.

**Table 80.**  
**Ships entering the district during the year.**

Ships from	Number	Tonnage	Number inspected		Number of ships reported as having or having had during the voyage infectious disease on board
			By the Medical Officer of Health	By the Public Health Inspectors	
Foreign ports ...	279	238,692	55	279	nil
Coastwise	1,946	1,279,642	Nil	484	nil
Total ...	2,225	1,518,334	55	763	nil

**Section iii—Character of Shipping and Trade during the Year.**

The main types of ship using the port have again been the insulated cargo ships carrying bananas from British West Indies, the Belfast and Larne Ferry ships, timber and pulp carrying vessels from the Scandinavian countries, tankers with oils and spirits, and coastal vessels loading coal.

The regular importation of timber pit props has been a feature of trade into the port over the years, but this has now ceased with the modern use of metal props.

Tonnage of imports and exports handled during the year both increased by about 70,000 tons as compared with that of the previous year. The tonnage of imports was also more than that for 1955.

Passenger traffic from and to foreign ports varied little from that in previous years, but the number of passengers travelling on the Irish Ferry Service ships showed a marked increase.



**Table 81.**  
**Character of shipping and trade during the year.**

<b>Passenger Traffic</b>	Number of passengers INWARDS...	...	...	1,868
	Number of passengers OUTWARDS	...	...	1,965

<b>Passengers to and from foreign ports:—</b>					Foreign ports	Irish Ferry Service
<b>Passengers in:—</b>						
	Alien	...	...	...	51	1,693
	British	...	...	...	124	
<b>Passengers out:—</b>						
	Alien	...	...	...	19	1,835
	British	...	...	...	111	

**Cargo Traffic.**

**Principal Imports.**

Bananas, bitumen, china clay, citrus fruit, coconuts, containers, esparto grass, fuel oils, general cargo, grain, hardboard, nut oil, petroleum, phosphates, potash, scrap iron, shell grit, stone, styromonomer, timber, vegetables, vehicles, whale oil, wood pulp.

**Principal Exports.**

Barbed wire, coal, coke, containers, fuel oils, furniture, general cargo, iron and steel, machinery, nut oil, pitch, tar, vehicles.

Total imports 1956	791,138 tons.
Total exports 1956	602,463 tons.
Total imports 1957	861,918 tons.
Total exports 1957	674,424 tons.

**Principal ports from which ships arrive :—**

**Foreign —**

Abo, Ala, Amsterdam, Antwerp, Appingedam, Archangel, Blaye, Bollsta, Bordeaux, Bremen, Constanza, Dominica, Domajo, Emden, Fossbeck, Fredrikstad, Frederikssund, Gefle, Gothenburg, Halifax, N.S., Halmstad, Hamburg, Hamina, Hango, Hantsport, Helsingborg, Hernosand, Hommelvik, Honflour, Husum (Sweden), Iggesund, Jacobstad, Kalmar, Karlstad, Karlsborg, Karlshamm, Kasko, Kemi, Kotka, Kristenhamm, Las Palmas, Lauvenes, Leningrad, Liverpool N.S., Lovholmen, Mantyluoto, Montreal, Munksund, Norrkoping, Oplo, Oslo, Oulu, Petchora, Porrsgrunn, Pugwash, Quebec, Roseau, Rotterdam, Rouen, Sable, St. Lucia, St. Vincent, Sandvik, Sansborg, Skutskar, Suderhamm, Steinkjer, Stugsund, Sundsvall, Susa, Svano, Tonway Charente, Ursviken, Vaija, Vancouver, Vastervik, Wallvik, Westervik.

**British Isles**

Barrow, Barry, Belfast, Cork, Dublin, Dundalk, Ellesmere Port, Fawley, Fowey, Glasgow, Heysham, Larne, Liverpool, Londonderry, Manchester, Newry, Par, Plymouth, Penmaenmawr, Runcorn, Stanlow, Warren Point, Waterford, Whitehaven, Workington.

#### **Section iv—Inland Barge Traffic.**

There is no inland barge traffic from or to the Port of Preston.

#### **Section v—Water Supply.**

(1) (a) The district receives its water from the Corporation of Preston water mains, and is an upland surface water derived from the gathering grounds in the Forest of Bowland. The water is of good quality, well suited for drinking and domestic purposes.

(b) Shipping is supplied with water from the district supply by means of a hose from a shore hydrant.

(2) Routine check samples are taken from drinking taps, hydrants, hoses and from ships' tanks. Samples are also taken from ships' service lines when circumstances warrant, i.e., contamination of the fresh water tanks or the investigation of food poisoning, dysentery, etc.

During the year six water samples were taken for bacteriological examination and two samples for chemical analysis from taps and hydrants on the dock estate. All were reported upon as being satisfactory and wholesome.

Six water samples were taken for bacteriological examination from the domestic water supply aboard ships in the port. One sample was reported upon as unsatisfactory and the ship's next port of call was notified where the tanks were cleansed and fresh water taken aboard. The remaining five samples were satisfactory.

(3) The supply of water to shipping is under the direct control of the Port Authority who employ a special staff for this purpose. All precautions necessary to prevent contamination of hoses and hydrants are taken.

(4) There are no water boats in the Port of Preston.

#### **Section vi—Public Health (Ships) Regulations, 1952.**

##### **(1) LIST OF INFECTED AREAS.**

The list of infected areas is prepared from, and amended as necessary with, details obtained from the World Health Organisation in the Weekly Epidemiological Record and is drawn up in the form of the list supplied. Copies of the list are supplied to the Trinity House Pilotage Office, Preston, and H.M. Waterguard Office, Preston.

##### **(2) RADIO MESSAGES.**

Preston is not a radio transmitting or receiving port.



## (3) NOTIFICATION OTHERWISE THAN BY RADIO.

The Port Medical Officer is notified by telephone of any untoward circumstances on board an incoming vessel after such details have been passed to the Port Authority's barge at Lytham.

Cases of sickness are dealt with by the Boarding Medical Officer.

## (4) MOORING STATIONS.

By agreement with the Port Authority arrangements exist for the breasting off at the discharging berth allocated of any ship where such action is considered necessary by the Port Medical Officer. This is done by placing one of the barges of about 20 feet beam which are always available between the vessel and the quay, whilst the vessel is subjected to the prescribed measures.

This arrangement obviates the necessity of moving the vessel from one berth to another and facilitates the discharge of her cargo whether during or when freed from control.

## (5) ARRANGEMENTS FOR :—

## (a) Hospital accommodation for infectious diseases.

All cases of infectious disease other than smallpox are removed to the Isolation Hospital, Deepdale, Preston.

## (b) Surveillance and follow-up of contacts.

Surveillance is carried out as suggested in Section 18(2) and Section 37 of the Public Health (Ships) Regulations, 1952.

## (c) Cleansing and Disinfection of ships, persons, clothing and other articles.

The cleansing and disinfection of ships is carried out under the supervision of the Port Health Inspector. Clothing, bedding, etc., are removed in the Health Department's disinfection vehicles to the Disinfection Station at Argyll Road for steam disinfection.

Arrangements are also in existence for persons to be cleansed and disinfested at Cuttle Street Clinic and Ellen Street Cleansing Station and clothing to be disinfested at Argyll Road Disinfestation Station.

## Section vii—Smallpox.

(1) The reception of smallpox cases into hospital is in the hands of the Regional Hospital Board who advise as to which hospital is available for such purpose. Normally Ainsworth Hospital, Bury, is retained as the first regional hospital to admit cases of smallpox.

(2) Smallpox cases would be removed by ambulance belonging to Preston Corporation. The vaccinal state of the crews of these ambulances is the responsibility of the Medical Officer of Health of the County Borough of Preston.

### (3) SMALLPOX CONSULTANTS :

Dr. C. Metcalfe Brown, Town Hall, Manchester.  
Central 3377 and Ringway 4273.

Dr. E. R. Peirce, Port Health Authority, Liverpool.  
Central 0831/2 and 0723 and Garston 1236.

Professor A. B. Semple, Belmont Grove, Liverpool.  
Anfield 2271 and Gateacre 2081.

(4) Facilities for the laboratory diagnosis of smallpox are available at the Liverpool School of Tropical Medicine under the direction of Professor Downie.

## Section viii—Venereal Disease.

Leaflets giving the undermentioned information as to location, days and hours of available facilities are distributed by the inspectors when vessels are visited :—

“ The Venereal Diseases Clinic at the Preston Royal Infirmary is open at the following times :—

Tuesday	...	5 p.m.—7 p.m.	Women.
Wednesday	...	5 p.m.—7 p.m.	Men.
Thursday	...	2 p.m.—4 p.m.	Women.
Friday	...	5 p.m.—7 p.m.	Men

Male patients from ships likely to sail before the next male clinic will also be seen on Tuesdays or Thursdays.

A supply of glass slides has been issued to ships regularly using the port so that where a suspicion of the disease arises at sea a smear can be made at once and taken to the clinic when the ship arrives in Preston.

Sixty-one seamen attended the clinic of whom one was found to be suffering from syphilis and 12 from gonorrhoea. In the remainder among whom specific infection was not detected it is likely that emergency treatment was provided at sea in the majority of cases. At the time of examination at the clinic non-specific urethritis was found in 15 cases and other conditions requiring treatment in 33 cases, including six chancroid cases and one case of lymphogranuloma inguinale.



**Section ix—Cases of Notifiable and other Infectious Diseases on Ships.**

<b>Table 82.</b> <b>Cases of notifiable and other infectious diseases on ships.</b>				
Category	Disease	Number of cases during the year		Number of Ships concerned
		Passengers	Crew	
Cases landed from ships from foreign ports ... ..	Nil	Nil	Nil	Nil
Cases which have occurred on ships from foreign ports but have been disposed of before arrival ...	Nil	Nil	Nil	Nil
Cases landed from other ships ...	Nil	Nil	Nil	Nil

No case or suspected case of smallpox, cholera, plague, yellow fever, typhus or relapsing fever occurred during the year.

**Section x—Observations on the occurrence of Malaria in Ships.**

No case of malaria occurred during the year.

**Section xi—Measures taken against Ships infected with or suspected for Plague.**

No ship infected with or suspected of carrying plague arrived during the year. In the event of such an occurrence, action in accordance with the measures outlined in Part I of the Fourth Schedule of the Public Health (Ships) Regulations, 1952, would be pursued.

**Section xii—Measures against Rodents in Ships from Foreign Ports.****(1) PROCEDURE FOR INSPECTION OF SHIPS FOR RATS.**

All foreign going vessels are inspected in the following sequence :

- (a) Vessels from infected ports.
- (b) Vessels from foreign non-infected ports.
- (c) Foreign going vessels that have arrived from another port in the United Kingdom.

The rodent operator sets traps on ships from foreign ports and visits the traps daily. Rodents caught are placed in a muslin bag dipped in paraffin and labelled ready for despatch to the Group Laboratory.

(2) ARRANGEMENTS FOR THE BACTERIOLOGICAL OR PATHOLOGICAL EXAMINATION OF RODENTS, WITH SPECIAL REFERENCE TO RODENT PLAGUE, INCLUDING THE NUMBER OF RODENTS SENT FOR EXAMINATION DURING THE YEAR.

Records are maintained at the Port Health Office of each rodent despatched to the laboratory.

The number of rodents sent for examination during the year was 32, of which 23 were caught on board ships and nine on the dock estate. None was infected with plague.

Rodent tape worms were present in the intestines of two rats trapped aboard a vessel from the British West Indies.

(3) ARRANGEMENTS IN THE DISTRICT FOR DERATTING SHIPS.

Deratting of vessels prior to the issue of a Deratting Certificate is effected by fumigation with hydrogen cyanide.

The following firms have intimated that they are willing to carry out such work in the Port of Preston :—

Associated Fumigators (Northern) Ltd., Liverpool.  
 Croftbank Chemical Co. Ltd., Oldham.  
 Fumigation Services Ltd., Ossett.  
 Hivey Fumigation Co., Ltd., Liverpool.  
 Irlam Insecticides, Liverpool.  
 Scientex Ltd., Birkenhead.

(4) PROGRESS IN THE RAT-PROOFING OF SHIPS.

Three notices have been issued during the past year requiring rat proofing measures to be carried out on ships. In each case this was done to the satisfaction of the Port Health Inspector.

The practice of cleaning holds on completion of discharge of cargo, and the turning over of stores prior to the issue of a Deratting/Deratting Exemption Certificate has done much to eliminate nesting places for rodents.

**Table 83.**  
**Rodents destroyed during the year in ships from foreign ports.**

Category	Number
Black rats ... ..	53
Brown rats ... ..	—
Species not known ... ..	—
Sent for examination ... ..	23
Infected with plague ... ..	nil



**Table 84.**  
**Deratting Certificates and Deratting Exemption Certificates issued during the year for ships from foreign ports.**

No. of Deratting Certificates issued.				Number of Deratting Exemption Certificates issued.	Total Certificates issued
After fumigation with H.C.N.	Other fumigant	After trapping	After poisoning		
1	2	3	4	5	6
7	—	—	—	7	74
					81

### Section xiii—Inspection of Ships for Nuisances.

During the year 2,225 vessels entered the port and a total of 763 or 34% were visited by the Port Health Inspector. A total of 87 or 11.2% were found to be defective and of these ships 41.4% were British.

The co-operation between the ship owners and shipping agencies and the Port Health Authority in the remedying of these defects continues to give much satisfaction although due to the vessels' schedules it is not always possible for this to be carried out at Preston. Generally speaking the following procedure is adopted :—

(1) In the case of dirty quarters the Master is informed and immediate action is required, the vessel being re-visited within 24 hours to secure compliance with the requirements of the Port Health Authority.

(2) The repair of minor defects due to wear and tear and also treatment of crews' quarters for vermin are, if practicable carried out during the vessel's stay in port either by the ship's personnel or by the use of shore labour.

During the year, 13 vessels were found to be infested with cockroaches, three with weevils and one with bugs.

The methods used to eradicate vermin include the use of HCN in high concentration, the spraying of the accommodation with liquid insecticides or with powder blowers, and the use of Urea Formaldehyde Resin Insecticidal Lacquers.

(3) Major defects, and defects in the original construction are usually left in abeyance until the vessel's next dry-docking or repair, if possible a letter being sent to the Port Health Authority of the port where the dry-docking takes place pointing out the defect in existence.

It is again gratifying to record that in the case of vessels regularly using the Port the requirements of the Health Authority have been readily and speedily complied with.

Co-operation with other British port health staffs is such that it is possible to follow up by letter defects occurring particularly in British ships, but similar arrangements do not prevail with foreign ports.

**Table 85.**  
**Inspections and Notices.**

Nature and Number of Inspections				Notices served.			Result of serving notices.
Ships	No.	Defects and nuisances	No.	Stat. Notices	Other notices Written    Verbal		
British	428	Defects in original construction	Nil	Nil	Nil	Nil	—
		Defects, wear and tear	2	Nil	1	1	2 defects corrected
		Dirt, vermin and nuisances prejudicial to health	79	Nil	5	32	56 nuisances abated
Other Nations	335	Defects in original construction	Nil	Nil	Nil	Nil	—
		Defects, wear and tear	10	Nil	3	3	5 defects corrected
		Dirt, vermin and nuisances prejudicial to health	371	Nil	12	36	367 nuisances abated
Total	763	Defects	12	Nil	4	4	7 defects corrected
		Nuisances	450	Nil	17	68	423 nuisances abated

#### **Section xiv—Public Health (Shell Fish) Regulations, 1934-1948.**

There are both mussel and cockle layings in the port area, the main beds being off Lytham St. Annes on the north side of the river and between Southport pier and Formby Point on the south side.

Mussel gathering is controlled by the Preston (Shell Fish) Regulations, 1923.

During the year very few mussels have been received and dealt with by the mussel cleansing station at Lytham.

Samples of mussels were taken from the mussel beds and were bacteriologically reported upon as unsatisfactory whilst a sample taken after cleansing in the Lytham tanks was found to be satisfactory.



### Section xv—Medical Inspection of Aliens.

The Port of Preston is not approved for the landing of aliens and none of the medical staff holds a warrant of appointment as a Medical Inspector of Aliens.

Aliens, however, continue to enter the port and a total of 51 arrived during the year.

### Section xvi—Miscellaneous.

- (a) ARRANGEMENTS FOR THE BURIAL ON SHORE OF PERSONS WHO HAVE DIED ON BOARD SHIP FROM INFECTIOUS DISEASE.

Arrangements for the interment of a deceased member of the crew of any vessel is the concern of the shipping agent and the following procedure would be adopted in the event of a death from infectious disease. The Superintendent of Mercantile Marine acting for the Ministry of Transport would be notified immediately. The body would be removed by the Health Department Staff to the mortuary of the Preston Isolation Hospital for the purpose of local enquiry and verification of the cause of death.

- (b) PUBLIC HEALTH (IMPORTED FOOD) REGULATIONS, 1937-1948.

The principal foodstuffs imported into the port were onions, citrus fruits, coconuts, potatoes, and to a lesser degree tomatoes, onions, canned foods and meat in sealed insulated containers.

During the year 117 inspections of imported foods were carried out by the Inspector and the undernamed samples were taken and found to be satisfactory :—

- 1 tin of grapefruit segments for chemical analysis,
- 1 tin of grapefruit segments for bacteriological examination,
- 1 tin of grapefruit juice for chemical analysis,
- and 6 fresh lemons for submission to the Public Analyst.

The following unsound foodstuffs were voluntarily surrendered :—

	Tons	Cwts.	Qrs.	Lbs.
Bananas, Coconuts, Citrus Fruits (Ex British West Indies Vessels) ... ..	301	14	0	5
Onions ... ..	6	10	0	0
Tomatoes ... ..	3	14	2	23
Canned Foods (Banana Pulp) ...	1	3	2	13

## Welfare Services

### Residential and Domiciliary Welfare Services for Handicapped Persons.

The Welfare Services under the National Assistance Acts, are administered by the Homes, Hostels and Welfare Services Sub-committee which deals with the provision of residential accommodation for the aged and infirm and others in need of care and attention, the provision of temporary accommodation for persons in urgent need of such accommodation, the registration and inspection of disabled persons' and old persons' homes provided otherwise than by the local authority, and with the provision of welfare services for the blind, deaf and dumb, crippled and other suffering from disabilities.

Residential accommodation and welfare services for all classes of handicapped persons are provided by the Council in accordance with schemes made under Section 21 and 29 of the 1948 Act.

### Residential Accommodation.

#### Corporation Hostels.

Residential accommodation available for the aged and infirm is now as follows :

Fulwood Civic Hostel ... ..	272 places
Ashton House ... ..	44 „
Wilson House ... ..	36 „
Sunnybank ... ..	17 „
Ancillary flats—1-2 flats ... ..	34 „

The control of admissions to the hostels and flats and the oversight of residents is undertaken by the Health Committee and its staff.

The flats associated with Wilson House are proving very popular indeed. There is no lack of applications for them and in addition to five two-member families or single-member units who have been nominated to take up the next vacancies as they arise, there are 50 other applications awaiting consideration. Whilst in the main the elderly infirm and physically handicapped have been given priority, in one instance a young woman has been accommodated as her physical handicap required a degree of privacy which she could not obtain in her own home or in lodgings with friends. Residents of the flats enjoy the recreational facilities available at Wilson House and the housekeeper and staff of this home are available to provide help and offer assistance to them in any domestic emergency.



At Fulwood Hostel the modernisation and development plan which started several years ago is practically complete. A certain amount of painting has yet to be done on the female side. When completed the premises will be one of the finest of its kind in the country.

Handicraft classes are attracting an increasing number of residents and particular interest is being shown in embroidery, rug making, knitting, soft toys and crochet work. Sessions are held twice per week.

Chiropody treatment is carried out at each of the hostels, two sessions per week being held at Fulwood, and one session arranged so that Ashton House and Wilson House are attended twice every five weeks and Sunnybank once every fifth week.

During the course of the year the following number of treatments were carried out :

Fulwood Civic Hostel ...	...	...	1,299
Ashton House ...	...	...	127
Wilson House ...	...	...	198
Sunnybank ...	...	...	114
Total ...			<hr/> 1,738 <hr/>

The accommodation in the smaller hostels and flats was fully occupied at the close of the year. On an average 230 persons were in residence at the Civic Hostel, Fulwood. Of these 40 were guests from other authorities.

An outing was arranged during the course of the year for the residents of the smaller homes. This was to bring them in line with the Fulwood Civic Hostel residents who have had this service for several years past.

Another innovation during the course of the year was to hold an "open day" at the smaller hostels. About 500 members of the general public took the opportunity of visiting and looking round these hostels.

### **Other Hostels.**

Full use has been made of the accommodation available to the authority at the William Wilding Galloway Home for the Blind, Penwortham, and twelve Preston blind were in residence at the end of the year. Residential accommodation has been provided for nine epileptics, seven at Langho Epileptic Colony and two at the Maghull Institution, and a severely handicapped person has been found accommodation in the Ampthill Cheshire Home, Bedford.

**Table 86.**  
**Persons resident in accommodation on 31st December, 1957.**

Description of persons accommodated	In premises managed by the Council		In accommodation provided on behalf of the Council				No. of persons accom- modated for whom other local auth- orities are responsible		Total No. of persons for whom the Council are respon- sible	
			By other local authorities		By voluntary organisa- tions					
	M.	F.	M.	F.	M.	F.	M.	F.	M.	F.
Aged—										
(a) not materially handi- capped by infirmity ...	76	79	—	—	—	—	12	5	64	74
(b) physically or mentally infirm ... ..	37	87	—	—	—	—	6	17	31	70
Blind ... ..	5	3	—	—	2	10	1	—	6	13
Deaf or Dumb ... ..	1	—	—	—	—	—	—	—	1	—
Epileptic ... ..	1	—	2	5	1	1	—	—	4	6
Crippled ... ..	12	2	—	—	—	—	1	—	11	2
Physically Infirm (not being aged) ...	—	4	—	—	1	—	—	—	1	4
Mentally Infirm (not being aged) ...	5	7	—	—	—	—	2	1	3	6
Total ... ..	137	182	2	5	4	11	22	23	121	175

### Reception Centre.

The reception centre adjacent to Fulwood Civic Hostel is maintained by the Council on behalf of the National Assistance Board. There is accommodation for 42 men and four women. More use was made of the centre during 1957 than in any of the preceding six years. This greater usage is due in part to the policy of the National Assistance Board of closing down certain centres in the North West and Cheshire and also to the increase of unemployment throughout the country. During the course of the year three aged persons, two men and one woman, were admitted to residential accommodation from the Centre.



Table 87 shows the number of persons accommodated by month in each of the last seven years.

Month	Men	Women	Children under 16	1957 Total	1956 Total	1955 Total	1954 Total	1953 Total	1952 Total	1951 Total
Jan. ...	958	28	—	986	785	961	924	983	872	930
Feb. ...	947	28	1	976	746	897	830	774	857	847
March ...	1,022	22	4	1,048	951	932	1,010	993	992	953
April ...	1,030	23	—	1,053	881	1,073	1,046	997	1,006	944
May ...	1,074	38	—	1,112	951	960	1,064	1,042	1,090	1,020
June ...	1,098	26	—	1,124	923	952	1,045	1,029	906	920
July ...	1,146	37	—	1,183	873	882	1,076	1,058	931	934
August ...	1,125	39	2	1,166	937	903	1,136	997	1,042	1,049
Sept. ...	1,013	34	—	1,047	883	806	1,036	961	959	947
Oct. ...	1,046	46	3	1,095	805	901	1,047	1,005	872	919
Nov. ...	996	20	—	1,016	846	877	963	986	842	915
Dec. ...	988	37	1	1,026	884	829	904	894	763	829
Grand Total	12,443	378	11	12,832	10,465	10,973	12,081	11,719	11,132	11,207

### **Temporary Accommodation.**

The improved housing situation in the town has enabled the Health Committee to apply realistically general policy in relation to temporary accommodation so that in future the quarters provided at Fulwood will be used for their designated purpose instead of a permanent haven of rest for those who find the payment of house rent a disagreeable custom.

Six families were admitted to the old nursery block at Fulwood and five were in residence at the end of the year, but shortly afterwards, of necessity, succeeded in finding accommodation in the harsh unsympathetic outside world.

Maudland Bank has continued to be used for the rehabilitation of certain families of whom two were sufficiently acclimatised to the hard realities of every day life to prove acceptable to the housing committee, and they were accordingly rehoused. In all since the opening of these premises in March, 1953, 13 families have subsequently been granted houses by the housing committee. Four families, comprising seven adults and 17 children, were in residence at the end of the year.

Table 88 shows the number of persons remaining in temporary accommodation on the 31st December, 1957.







Handicapped Persons' Workshops and Social Centre.



Interior of "Quiet" Room, Handicapped Persons' Workshops and Social Centre.



**Table 88.**  
**Persons in temporary accommodation.**

Description of persons accommodated	In premises managed by the Council		In accommodation provided on behalf of the Council				No. of persons accommodated for whom other local authorities are responsible		Total No. of persons for whom the Council are responsible	
			By other local authorities		By voluntary organisations					
	M.	F.	M.	F.	M.	F.	M.	F.	M.	F.
PERSONS OVER 16—										
(a) evicted ...	3	5	—	—	—	—	—	—	3	5
(b) others ...	—	5	—	—	—	—	—	—	—	5
ACCOMPANIED CHILDREN—										
(a) evicted ...	22		—		—		—		22	
(b) others ...	11		—		—		—		11	
Total ...	46		—		—		—		46	

### **Welfare of Handicapped Persons.**

On the 12th July, 1957, the Handicapped Persons' Workshop and Social Centre at the junction of Blackpool Road with Deepdale Road, was opened by the Mayor of Preston, The Right Worshipful W. C. Hearn. Dignitaries and Chief Officials of surrounding areas attended the opening. The Centre is the first of its kind in the country and it is intended to serve three purposes :

(1) To give opportunity for work in sheltered conditions to physically handicapped persons unable to maintain a position in industry.

(2) To provide handicraft facilities which include, hand loom weaving, knitting, rug making, basket work, cane work, soft toys, string bags and artificial flower making.

(3) Recreational and Social activities. In this regard a television set, radiogramophone and talking book are provided, also books of general interest on loan from the public library, together with books in Braille for the blind. Darts, dominoes, draughts and bagatelle are provided in the games room ; concerts are held periodically.

The building is situated on a plot of land 1.44 acres in extent. It is boomerang in shape, the concavity facing south west.



Externally it is faced with golden rustic brick and natural stone dressing on a blue brick plinth. The roof is flat topped, and the floors, except where carpeted, are wood blocks. The main hall has been given special acoustic treatment and has two forms of lighting—cornice and direct from panels flush with the ceiling.

A handsome mural occupies the corridor wall facing the main entrance.

Heating is by low-pressure, hot water system oil fired.

Corridors and doorways have been made especially wide and low-level lavatory basins installed to suit the needs of the chairbound.

At the south end of the building is a halfmoon-shaped reading room behind the concert room and stage. At the opposite end of the building there is a large workroom with store rooms, followed by a games and music room.

There is undercover accommodation for wheelchairs at the back of the premises.

The Centre is open between the hours of 2 p.m.—9.30 p.m. on Mondays and Thursdays of each week for the physically handicapped, and on Tuesdays and Wednesdays for the blind and partially sighted.

Up to the opening of the Centre, handicraft, recreational and social facilities were provided for the handicapped of the district on three half days per week in the parish hall of a church.

### **Blind and Partially Sighted.**

During the course of the year an average of 58 persons received instruction at the Social Centre in the following handicrafts : hand loom, weaving, knitting, soft toys, string bags, stool seating, coral necklaces, nylon artificial flowers, basket and rug making. In all 2,967 lessons have been given.

Nine blind persons unable to attend the Centre have had handicrafts taught them in their own homes. The home teachers have made 6,795 domiciliary visits.

Forty-seven persons were medically examined for inclusion in the classified register. 27 were certified as blind and 14 partially sighted, one was rejected as either blind or partially sighted and the remaining five were partially sighted persons who were re-examined and certified as still partially sighted.

229 persons are provided with wireless sets or rediffusion service through the British Wireless for the Blind Fund and the Braille library service is also used by the blind of the town.

Braille readers number 47 and Moon readers 14. At the present time eight blind are being taught Braille and one is being taught Moon. 29 blind persons make use of the National Library for the Blind Services and nine use the talking book service.

Free bus passes, wireless licences and dog licences were obtained for 254, 246 and 15 blind persons respectively.

Concerts and a Christmas party were held during the winter months and two summer outings were organised. These events were well patronised, an average of 100 attending the concerts and party and an average of 125 attending the outings.



## **Employment.**

Twenty-five blind persons were provided with regular employment at the Workshops for the Blind, Fulwood. No unemployment has occurred in any of the departments during the year. One blind person is under-going training in knitting.

The benefits of the non-contributory pension scheme operated by the Council is now applying to five retired workshop employees.

There are 20 blind persons employed in open industry of whom four are self employed.

Active measures directed towards the placement of blind persons in employment, continue to be made directly by the staff of the authority in association with the appropriate officials of the Ministry of Labour and National Service.

## **Deaf and Hard of Hearing.**

The Council carries out its duties in respect of the deaf and hard of hearing through the agency of the North and East Lancashire Welfare Association for the Deaf. This Association provides a full range of Welfare Services, including placement in employment, advisory, social and recreational. The Council is represented on the Committee of the Association and make an annual contribution of £10 per annum for each registered blind person residing within the borough, excluding the deaf blind schoolchildren and persons resident in Part III Accommodation or hospitals. Last year this contribution covered 75 registered persons.

## **General Classes of Handicapped Persons.**

Handicraft instruction for handicapped persons was carried out during the first part of the year on Wednesday afternoons of each week in a church hall and during the second half of the year handicraft facilities were available at the Social Centre on Monday and Thursday of each week from 2 p.m.—9-30 p.m.

An average of 12 persons have received instruction, 905 lessons being given. In addition some 24 house-bound receive instruction in simple pastime occupations.

On the recreational side an average of 25 persons have attended each session.

Monthly concerts and a Christmas party were held during the year.

The training of six specially selected physically handicapped persons started in October in gold thread embroidery. It is hoped that when sufficiently trained they will be "adopted" by some local firm or firms and kept in regular employment. They would be able to do the work either at the Centre or their own homes. These people are unable to compete and maintain a position in the open market with other more fortunate people.

Table 89 shows the number of persons included in the various registers of handicapped persons, arranged according to age, sex and handicap.



**Table 89.**  
**Number of persons registered on 31st December, 1957, in accordance**  
**with handicap and age group.**

Age Group	Sex	Blind	Partially Sighted	Deaf	Hard of Hearing	Other Handicapped Persons
1+	Male ...	—	—	—	—	3
	Female ...	—	—	1	—	4
5+	Male ...	1	—	4	6	25
	Female ...	2	—	—	—	16
10+	Male ...	1	2	4	5	55
	Female ...	—	—	—	4	57
15+	Male ...	2	5	4	4	29
	Female ...	1	1	3	3	30
20+	Male ...	5	1	8	1	28
	Female ...	3	—	5	4	24
30+	Male ...	9	—	6	3	19
	Female ...	7	—	10	5	24
40+	Male ...	8	—	8	2	26
	Female ...	11	2	5	3	20
50+	Male ...	14	3	4	5	31
	Female ...	26	4	3	12	25
60+	Male ...	15	1	2	5	11
	Female ...	23	2	4	6	9
65+	Male ...	13	1	2	3	9
	Female ...	15	10	4	4	12
70+	Male ...	36	5	5	3	14
	Female ...	76	25	4	13	18
80+	Male ...	9	3	1	3	1
	Female ...	30	5	—	3	12
85+	Male ...	10	1	—	4	1
	Female ...	17	1	—	—	2
90+	Male ...	1	—	—	—	—
	Female ...	4	—	—	—	—
	Total ...	339	72	87	101	505

### **Domiciliary Visiting and Care.**

Visiting of the aged in their homes is carried out by the health visitors. A record is kept of each case and when necessary follow-up visits are carried out. The request for visits come in the first instance from the old people or from some interested party. During the course of the year some 454 such visits were made. Members of the staff of the Welfare Section devote part of their time to enquiries into application for hostel admissions, protection of property and applications for flats.

Voluntary organisations such as the Preston Council of Social Service, the Women's Voluntary Association and religious groups have continued to provide for the regular visiting of aged persons whenever necessary.

### Protection of Property.

The moveable property of three persons was protected by the department. It was necessary in these instances to remove the effects of the persons concerned to the Civic Hostel, Fulwood.

Sixteen persons living alone were provided with Part III Accommodation for a temporary period. It was not necessary to remove the household effects in any of these cases, the houses being securely fastened and arrangements made for police surveillance. Arrangements were also made with the National Assistance Board, where necessary, for a rent allowance to pay the rent during the temporary period of accommodation.

### Interments.

The Council under Section 50 of the National Assistance Act, 1948, has authority to make arrangements for the burial or cremation of deceased persons where no other person has made or is making suitable arrangements, and the Council are empowered to recover any expenses which they cannot claim from the National Insurance Fund from the deceased person's estate.

During 1957, 15 interments were arranged compared with 24 in the previous year.

Interments are arranged in accordance with set recommendations with agreed scales of charges.

**Table 90.**  
**Follow-up of Registered Blind Persons.**  
**January 1st—December 31st, 1957.**

	Cause of Disability				
	Cataract	Glaucoma	Retrolental Fibroplasia	Others	Total
1. No. of cases registered during the year in respect of which para. 7c of Form B.D.8 recommends :—					
(a) No Treatment ..	3	3	—	5	11
(b) Treatment (medical, surgical or optical) ..	5	3	—	8	16
Total .. ..	8	6	—	13	27
2. No. of cases at 1(b) above which on follow-up action have received treatment	5	3	—	8	16



**Table 91.**  
**Follow-up of Registered Partially Sighted Persons**  
**January 1st—December 31st, 1957.**

	Cause of Disability				
	Cataract	Glaucoma	Retrolental Fibroplasia	Others	Total
1. No. of cases registered during the year in respect of which para. 7c of Form B.D.8 recommends :—					
(a) No Treatment ..	—	—	—	1	1
(b) Treatment (medical, surgical or optical) ..	3	2	—	8	13
Total .. ..	3	2	—	9	14
2. No. of cases at 1(b) above which on follow-up action have received treatment	—	2	—	8	10

## APPENDIX

### PROPOSALS FOR THE ESTABLISHMENT OF A SECOND SMOKELESS ZONE IN PRESTON.

A report was submitted to the Health Committee in September, 1955, on the creation of smokeless zones and subsequently the Corporation made an Order under its private act powers establishing a first smokeless zone as from 1st July, 1956. The Order was unopposed and is operating without any material difficulties having been experienced. No insuperable technical difficulties have been met with and no deep opposition to the application of the order has been encountered. Contravention of the Order has been slight, intermittent and the result of thoughtless oversight.

The Order has been complied with so far as dwellings are concerned partly by the introduction of modern grates and stoves capable of burning coke, or of gas and electric fires and partly by the use of easy burning smokeless fuels such as coalite in the older type of grate. The corporation was prepared to make a grant to householders in respect of approved expenditure on alterations. Four claims were made, one of which was rejected and a total sum of £20 was paid out. In addition a sum of £135 was spent on fitting seven houses in North Road owned by the Corporation.

It is suggested that it is now possible to establish a second zone in which little or no technical difficulty is likely to be met and the creation of which would make an even greater contribution to the elimination of pollution than did the earlier one.

Relevant data are as follows :

#### Definition of Area.

The zone commences at a point on the centre line of Fishergate, opposite the junction with Main Sprit Weind and runs in a southerly direction along the centre line of Main Sprit Weind to a point of junction with the centre line of Syke Street ; thence in an easterly direction along the centre line of Syke Street and continuing across Avenham Lane swings in a south easterly direction along the centre line of Oxford Street to a point of junction with the centre line of Selbourne Street ; thence in a south westerly direction along the centre line of Selbourne Street and continuing in a straight line across Frenchwood recreation ground to a point of junction with the borough boundary on the centre line of the river ; thence in a westerly direction along the borough



boundary to a point where it is crossed by British Railways' main line bridge ; thence in a northerly direction along the eastern edge of the permanent way to the entrance of the goods sidings below the former Park Hotel ; thence following the line formed by the foot of the embankment in first an easterly and then veering to a northerly direction to a point opposite Garden Street ; thence continuing in a northerly direction in a straight line to a point of intersection with the south western corner of the grounds of Mount Street Hospital ; thence in first a northerly then a westerly direction along the boundary of the British Railways property to the south east corner of the premises occupied by W. H. Smith & Sons, in Butler Street ; thence in an easterly direction along the southern boundary of W. H. Smith's premises to a point on the centre line of Butler Street opposite ; thence in a northerly direction along the centre line of Butler Street to a point of intersection with the centre line of Fishergate opposite ; thence in an easterly direction along the centre line of Fishergate to the point of commencement.

#### Size of Area.

125.89 acres approximately.

#### Number and Character of Premises within the Area.

All the premises in the area have been visited except 40 dwellings where access could not be obtained.

(a) Dwellings	...	...	...	...	...	...	718
(b) Offices	...	...	...	...	...	...	217
(c) Shops	...	...	...	...	...	...	117
(d) Commercial premises			...	...	...	...	40
(e) Industrial premises	...	...	...	...	...	...	27
(f) Other premises :							
(1) Used for " charitable " purposes	...	...	...	...	...	...	22
(2) Used for " non-charitable " purposes	...	...	...	...	...	...	43
						Total	1,184

In the premises listed above there is living accommodation secondary to the main business in 54 instances as follows :—

Offices	...	...	...	1
Shops	...	...	...	25
Commercial premises	...	...	...	7
Other premises	...	...	...	21
			Total	54

### Approximate Number and Type of Appliances in the Area.

	Dwellings	Other premises 'charitable'	All other buildings	Total
Fireplaces in use :				
Patent Grates ... ..	240	7	76	323
Old Style Grates ... ..	759	15	225	999
Unused Fireplaces :				
Patent Grates ... ..	4	—	—	4
Old Style Grates ... ..	903	23	264	1190
Stoves, Ranges, etc. ... ..	117	1	69	187
Other Appliances :				
Space Heating—Electrical ... ..	—	—	—	383
Space Heating—Gas ... ..	—	—	—	36
Cookers :				
Gas ... ..	—	—	—	591
Electric ... ..	—	—	—	107
Solid Fuel ... ..	—	—	—	8
Coke-fired Forges ... ..	—	—	—	2
Gas-fired Metal Melting Baths ... ..	—	—	—	2
Sawdust-burning Stove ... ..	—	—	—	1
Wire Insulation Burning Fitting ... ..	—	—	—	1

### Fuel used.

In addition to the use of a considerable quantity of gas and electricity for all purposes it is estimated that about 1,450 tons of smokeless fuel, almost entirely coke, and 2,500 tons of bituminous fuel are consumed annually in the area.

### Adequacy of regional fuel resources.

Enquiry has been made from the North Western Gas Board and Coalite and Chemical Products Ltd., and both organisations confirm that they are in a position to meet the increased demand which is within their resources and that no difficulty is likely to arise therefrom.

### Cost of Conversions.

If the Corporation decides to proceed with this suggested zone it could do so under its private powers or in due course under the powers contained in the general act.



In the former case there is the earlier precedent on which to base an estimate of cost to the Corporation. There are about nine times as many dwellings in the suggested new area as in the original zone.

In the latter case there is an obligation on the Corporation, in appropriate circumstances, to make a contribution equivalent to seven-tenths of any approved expenditure on adaptations in connection with a private dwelling.

There is also a permissive power to make grants in respect of adaptations to fireplaces in churches, chapels and buildings used by charities, etc.

In attempting to arrive at a likely cost to the Corporation regard should be had to the fact that only "approved" expenditure will attract a local authority contribution and that it is perfectly possible to burn some smokeless fuels in older grates without any adaptations whatsoever and without committing an offence.

The first report submitted in September, 1955, indicated that early extension of the first zone was a practicable proposition. It is recommended that the extension outlined above be approved and that steps be taken to prohibit the emission of smoke from all premises in the area specified.

J. S. G. BURNETT,

Medical Officer of Health.

COUNTY BOROUGH OF PRESTON  
LOCAL EDUCATION AUTHORITY

# A REPORT

OF THE

## School Medical Officer

on the health of the school children  
and on the work of the school health  
service for the year  
1957.



## INTRODUCTION

*To the Chairman and Members of the Special Services Sub-Committee of the Education Committee.*

The following report on the health during 1957 of schoolchildren in Preston details the work carried out, the conditions found and the efforts made towards their alleviation. Fundamentally, since its inception fifty years ago the school health service has concentrated on the building up of a state of well being in the individual child and to this end its approach has been diagnostic and educative with sallies into the curative field only where arrangements to cover that aspect of the problem were inadequate or non-existent.

This basic concept remains unaltered though the method of application has necessarily been modified to keep in line with the changing pattern of social medicine generally. The key to its application lies in direct contact between the social worker on the one hand and the child and its twofold environment—family and school—on the other and the closer and more direct can be that contact with the parent, the child and the school master the better is the result likely to be.

To the layman preventive medicine lacks the appeal of curative medicine inasmuch as in the latter the sufferer or the parent seeks advice for the remedying of a recognised abnormality whereas in the former advice is being offered to un-receptive ears on a future possibility that the recipient is as often as not unwilling to contemplate.

Though the work is unexciting generally, and unrewarding in the short term, it is none the less a necessary part of the forces that are brought to bear on the developing child. As to the physical health of the child we have travelled a long way from the time when the dirty bandage round a festering knee or a scrofulous neck was a commonplace; as to the mental health the progress is less well delineated. Memory is a frail thing to rely on, but the school environment seems much more acceptable especially to the entrant than it once was and the children with whose peccadilloes I have direct knowledge show truancy as an outcome of parental defect rather than as a basic aversion to school attendance. Amongst the more serious misdemeanours the school environment appears to have a very subsidiary influence in comparison with that of the home. Family ties especially with younger children are very strong and if the influences are bad the effect on the child is also bad. The tough, hard-drinking, belt-wielding father of the past is much less in evidence to-day, but there is a weak, unreliable facile type of parent whose weaknesses of character and integrity are outside child comprehension and who inflicts incalculable harm on the unsuspecting child mind.

The general pattern of work in 1957 has followed orthodox lines and the major difficulties encountered have been the temporary breakdown of some services as a consequence of staff shortages. The speech therapy and dental services are those which have been particularly affected on this occasion and the inevitable slowing down of work and building up of waiting lists have occurred. So long as the number of available posts exceeds the number of applicants so these difficulties will occur.

I am indebted to Dr. Samuel who has taken an active part in the preparation of, and has added the human touches to this report, and to those other members of the staff who have made contributions relative to the aspects of the work with which they are directly concerned.

J. S. G. BURNETT,  
School Medical Officer.



## Statistical Data.

Statistical data, including the cost of the School Health Service and tables relating to the medical inspection of school children, will be found at the end of the report.

## School Population.

The Table below shows the number of schools of various types in the borough, and the number of children on the roll, at 20th December, 1957.

Table 92. School population.								
Type of School						No. of Schools	No. on Roll	
Primary and Secondary	...	...	...	...	...	75	16,400	
Secondary Grammar	...	...	...	...	...	5	3,100	
Secondary Technical	...	...	...	...	...	1	250	
Special (Day)	...	...	...	...	...	2	210	
Nursery School	...	...	...	...	...	1	100	
Total						84	20,060	

During the year St. Judes Church of England School was closed, and the pupils transferred to Trinity, Moor Park Methodist and Emmanuel Church of England Schools. There were 84 pupils on the roll at the time of closure.

Schools opened during the year were St. Bernards Roman Catholic Infants' School, on the Larches Estate, in January, which has accommodation for 98 children, and Ashton Secondary School, in September, with accommodation for approximately 540 children.

## School Hygiene.

Since the end of the second world war, six new schools have been opened in Preston: Grange, Ribbleson Hall and Larches County Primary Schools; St. Maria Goretti R.C. and St. Bernard's R.C. Infants' Schools; and Ashton Secondary Modern School. These new schools form an interesting contrast with the pre-war schools of the town. Many of the older schools in their siting and design show a lack of recognition of the needs and welfare of the school child. The newer schools on the other hand have been planned for the well being and health of the children and not just as institutions for compulsory education.



All the six post-war schools are "open air schools" in that, without exception, they have been erected on spacious sites, with classrooms designed to take full advantage of fresh air and sunlight. In the case of most of the new primary schools outdoor instruction can be given on paved areas adjacent to classrooms. Cheerful interior colour schemes and unrestricted views from windows are in contrast to the rather monotonous decoration and viewless windows of some of the old schools, and these new features must contribute to the general well-being of the children fortunate enough to enjoy them.

Sanitary accommodation in the new schools has been given careful thought by the planners. In most of them the sanitary facilities have been dispersed so that any one group of them serves only a few classes, thus avoiding congestion and long "treks." Handwashing is encouraged by the provision of basins which the children must pass after using the w.c. or urinal. In the older schools there is frequently no incentive to hand-washing as facilities are not adjacent to the w.c.'s and urinals. The provision of individual towels in separate compartments, a measure adopted in the new and some old schools, further helps to minimise the risk of transferring infection.

Medical rooms have been included in all the six new schools except in Larches County Primary. One feature often overlooked by the planners is the need for adequate space for the testing of vision, and in several of the new schools the latter has to be carried out in a nearby corridor.

Physical education in the new primary schools is provided in the assembly hall, using a wide selection of gymnastic equipment, but Ashton Secondary Modern School is provided with a separate gymnasium as well as a playing field adjacent to the school. The physical education made possible by the provision of these facilities helps to produce in the children good posture, and correct breathing is another factor in the improved physique found amongst them.

### **School Clinics.**

The following is a list of the school clinics in the town and the number and nature of the sessions at each :

#### **Saul Street.**

Special medical inspections...	Alternate Thursday mornings.
Minor ailments and specialist clinic treatments ...	Daily (mornings).
Dental clinic ...	Daily
Physiotherapy ...	4 sessions per week.
Ear, Nose and Throat Clinic	Monday and Wednesday afternoons.
Refraction clinic ...	Monday and Tuesday mornings and alternate Wednesday mornings.
Speech Therapy ...	Daily.
Audiometry ...	2 sessions per week.

#### **Cuttle Street.**

Special medical inspections...	Friday morning.
Minor ailments ...	Daily (mornings).
Physiotherapy ...	Daily.
Dental clinic ...	Daily.



**Manchester Road.**

Special medical inspections...	Monday morning.
Minor ailments ... ..	Monday and Thursday mornings.
Physiotherapy ... ..	5 sessions per week.

**Open Air School.**

Special medical inspections	1 session per week.
Minor ailments ... ..	Daily.
Physiotherapy ... ..	Daily.
Paediatric clinic ... ..	Alternate Thursday mornings.
Orthopaedic clinic ... ..	Once a month on Wednesday morning.

**Barlow Street.**

Special medical inspection ...	Tuesday morning.
Minor ailments ... ..	Daily.

**Tulketh Road.**

Physiotherapy ... ..	Daily.
----------------------	--------

**Water Lane.**

Dental clinic ... ..	Daily.
----------------------	--------

**North Road.**

Dental clinic. ... ..	Daily.
Orthodontics ... ..	Once a month on Saturday morning and once a month on Tuesday morning.

**Eldon Street.**

Dental clinic. ... ..	Daily.
-----------------------	--------

**School Meals and Milk in Schools.**

The provision of meals and milk in schools has undoubtedly helped in producing the good general physique that is found in nearly all Preston school-children now. The varied and balanced diet given in the school meals is not only of great value in nourishing growing children, but also in educating them as to what a good meal should be like. At the same time the children are also seeing the proper way to serve such meals and indirectly how to cook them. Milk is still a staple part of a child's diet and the school milk should be supplemented, but often is not, by milk at home.

The provision of free meals to needy children is very useful, of course, in ensuring that they have at least one good meal each day, but not all those who claim free meals get them. One mother asked a health visitor if she could have free school dinners for her children. The health visitor pointed out that she was not too badly off. The mother argued that there was not much overtime or Saturday work now, but the health visitor reminded her that at least they were well enough off to run a car. "Oh," said the mother indignantly, "it isn't a 1958 model, you know!"

Data relating to the School Meals Service will be found on page 145 in the appendix.



### **An unusual "school meal."**

One of the perils of making your own school meal is illustrated in this story of what happened at one of the secondary schools in the town in November. Four of the senior girls were to make their own dinner in school and brought the materials from home. They made soup and some stew. Whilst they were preparing it one of the girls remarked that the onions she was cutting up were the first she had met with that did not make her eyes water. Eventually the meal was ready and they began to eat. They noticed that both the soup and the stew had rather a bitter taste, and shortly after the meal all four girls vomited and were sent home. It was then discovered that the girl who had brought the "onions" had mistakenly taken daffodil bulbs and these had been used in the soup and the stew. When three of the girls were visited later that afternoon they were quite well again and their only symptom had been vomiting. The fourth girl had been under observation some time as a possible case of chronic appendicitis. When seen at home she was pale and had vomited twice. Her own doctor was called in, she was later admitted to hospital and an inflamed appendix was removed by operation the next day.

Daffodil bulbs are not mentioned specifically in text-books as poisonous, but are said to be mildly emetic and purgative. Only two small bulbs had been used in the soup and the stew for the four girls. Three of the four girls involved seem to have had no after effects and in the fourth case, the aggravation of the chronic appendicitis meant that she had her appendix removed more quickly than might otherwise have been the case.

### **PERIODIC AND SPECIAL MEDICAL INSPECTION.**

All school children in Preston continue to have a general medical inspection at least three times during the period when they are at school: (1) On entry to school, (2) At eleven years of age, and (3) in the year prior to leaving school.

Details of the findings at medical inspections will be found at the end of the report in Tables 97, 98 and 99.

Altogether 6,469 children had a periodic medical inspection in 1957, compared with 6,178 children in the previous year. Defects requiring treatment totalled 1,065, but quite a number of children had more than one defect. Further comment on some of the defects found is given below.

### **General physical condition of schoolchildren.**

From the beginning of 1956 schoolchildren examined at periodic medical inspections have had their general physical condition classified as "satisfactory" or "unsatisfactory." Details of the findings for Preston children for 1957 and previous years will be found in Table 98 at the end of the report, but it is noteworthy that in 1957 only 14 out of the 6,469 children examined (i.e., about 1 in 500) were found to be of "unsatisfactory" physical condition. This very low figure confirms the general impression and belief that children of school age are sturdier than ever before. Many are living in better houses, taught in better schools, and are better clothed and fed than their predecessors.



It is true that standards of what is a "satisfactory" physique have changed somewhat over the years and no longer are small, thin or pale children thought necessarily to be unhealthy. In our relatively sunless climate many children are normally pale and sallow in complexion. Nevertheless, it is clear that in general the physical condition of school children in Preston is now very good indeed.

## **Certain defects found at medical inspections.**

### **1. Defects of Vision.**

As will be seen from the detailed table of defects found (Table 99 in the appendix) defective vision forms the largest single class, and in fact accounts for one third of the total of conditions found at periodic medical inspections to require treatment. Other cases of defective vision are detected at the routine screening test of vision carried out by the school nurses on children when they reach the age of eight years. All are offered treatment at one of the Authority's eye clinics and figures for the numbers dealt with at these clinics are given in Table 104 on page 150.

One problem that arises at school medical inspections is to see that children do wear their spectacles when these are required. This needs the co-operation of the teacher and the parent as well as the child. Even in cases of severe defect of vision such as myopia, where it is important that the correct spectacles should be worn, it is surprising how often it is difficult to persuade the parents to co-operate in ensuring that their children not only wear their glasses, but have them regularly checked up at the Eye Clinic.

### **2. Defects of feet.**

This is another large group of conditions requiring treatment, and many of these cases are of "flat feet." Sometimes the defect is of slight degree and exercises are advised which can be carried out at home; more marked cases are referred for physiotherapy; and a few most severe cases are sent to the orthopaedic clinic.

Other conditions of the feet met with quite often are congenital deformities of the toes, and, in older children particularly, hallux valgus. Many of the teenagers with hallux valgus or overlapping toes had no deformity of their feet recorded when they were originally examined on first entering school, and it is difficult not to feel that many of these cases have arisen because of faulty footwear, both shoes and stockings. Teenager girls especially wear shoes that are too tight around the toes or that offer too little support or protection to the feet. These faults are found in the popular shoes variously named in this area, "flatties," "casuals" or "ballet pumps," and complaints of aching feet with no obvious flaw in the feet themselves are common with this kind of footwear. Parents are almost always interested and ready to co-operate about their children's shoes, but advice and warnings of later trouble mean little to the fashion-conscious teenagers themselves.



### 3. Enlarged tonsils.

Many of the defects found at periodic medical inspections require observation by the medical officer over a period of months, rather than immediate specific treatment. As figures in Table 99 on page 147 show, defects of the nose and throat form the largest group of conditions needing observation, and consist mainly of cases of enlarged tonsils. Nowadays it is more usual to keep children with tonsillar enlargement under review for some months, to see whether there is any recurrent tonsillitis, for example, before deciding on referral to the ear, nose and throat clinic. Present opinion, of course, inclines to the view that removal of tonsils should not be carried out unless there is definite indication such as chronic infection or associated ear trouble.

During 1956 and 1957, a record has been made, at the request of the Ministry of Education, of whether each child having a periodic medical inspection has had tonsillectomy or not, and the following table shows the figures obtained.

Age group of children examined at periodic inspection	Percentage of children examined who have had tonsillectomy	
	1956	1957
Entrants           ...       ...       ...       ...       ...	6.3	5.3
Second age group (11 year olds)           ...       ...	19.0	15.5
Third age group           ...       ...       ...       ...	20.0	17.8
<div>Total (all ages)       ...       ...</div>	15.0	12.9

These figures show that of children leaving school at the present time about one in six has had his or her tonsils removed.

### 4. Bronchitis and Asthma.

Defects of the lungs found at medical inspections are mainly bronchitis and asthma. Apart from cases of bronchitis, a disease which is fairly common at all ages in Preston, as in the rest of the north-west, chronic coughs are often found to be associated with nasal catarrh and sinusitis, and the chest itself may be quite normal. Bronchitis always seems to be relatively more common in children who are overweight. It is still treated by some Preston folk with an old remedy—"goose-grease"; and one grandmother just after Christmas kindly offered a supply to one of the school doctors for use at the clinic, adding that it was "better than any bottle."

Asthma of mild degree is quite often met with at medical inspections, and seems frequently entirely psychological. The more established asthmatics remain a problem both as far as medical treatment and placement in school is concerned.



## 5. Skin diseases.

Skin conditions noted fairly often at medical inspections include eczema, psoriasis and acne. Eczema of a mild degree is common, but more severe cases are less often met with. One child with exudative eczema on his arms, legs and neck was a most miserable-looking child, very conscious of his disability, who had to wear long trousers to hide the lesions on his legs; but when he was admitted to the Open Air School for Physically Handicapped Children there was a remarkable improvement. Without any change in local treatment the lesions dried up and practically disappeared within a few months from his arms and neck and were greatly improved on his legs, and the child himself was very much happier and contented. It seems clear that the basis of this and other cases of the disease is a psychological one.

Acne is a trouble to many of the older school children and artificial sunlight therapy by the physiotherapist has been continued with success in some cases.

## HANDICAPPED PUPILS.

The work of ascertainment, placement and supervision of handicapped pupils continued throughout the year. Details of the number and disposition of such pupils are given in Table 100 in the appendix. The total number of handicapped pupils was 496 at the end of the year. Of these 157 were pupils suffering from speech defect and 101 were delicate pupils.

### Children in special schools.

(a) BLIND PUPILS. There were two children classed as blind and both were in the Liverpool School for the Blind, Wavertree, Liverpool.

(b) PARTIALLY SIGHTED PUPILS. The two partially sighted children both attended the School for Partially Sighted Children, Fulwood, Preston.

(c) DEAF PUPILS. Ten deaf pupils were placed as follows :—

Royal Cross School for the Deaf, Preston ...	5
St. John's Institution, Boston Spa, Yorkshire	4
Mary Hare Grammar School for the Deaf ...	1

(d) PARTIALLY DEAF PUPILS. Nine of these children required special school education in 1957 and were in the Royal Cross School for the Deaf, Preston.

(e) EDUCATIONALLY SUBNORMAL PUPILS. There were five educationally subnormal pupils in residential special schools—three at Pontville R.C. School, Ormskirk; one at Besford Court R.C. School, Worcester, and one at St. Francis School, Kings Heath, Birmingham.

Children at the day special school—the Open Air School for Educationally Subnormal Children—in Moor Park, numbered 74 at the end of 1957. There had been 16 admissions and 22 discharges during the year.

(f) EPILEPTIC PUPILS. There was one epileptic child in each of these three schools, in 1957: St. Elizabeth's R.C. School, Much Hadham, Hertfordshire; Maghull Home, Maghull, Liverpool; and Lingfield School for Epileptics, Surrey.



(g) **MALADJUSTED PUPILS.** There were no maladjusted pupils in special schools at the end of 1957.

(h) **PHYSICALLY HANDICAPPED AND DELICATE PUPILS.**

(i) **RESIDENTIAL SCHOOL.**

The disposition of the eleven such pupils who were in residential schools at the end of the year was as follows :—

Bradstock Lockett School, Southport	...	...	...	1
Pilgrims School, Seaford, Sussex	...	...	...	1
Convalescent Home for Physically Handicapped Children				
West Kirby	...	...	...	3
The Margaret Barclay School, Moberley, Cheshire	...			1
St. Mary's College, Bexhill-on-Sea	...	...	...	1
Hawthornthwaite Hall, Guiseley, Yorkshire	...	...	...	1
Bethesda Home for Crippled Children, Salford	...	...	...	1
Children's Convalescent Home, Hawkshead Street, Southport				1
St. Joseph's Heart Hospital School, Liverpool	...	...	...	1

(ii) **DAY SPECIAL SCHOOL.**

Children at the day special school—The Open Air School for Physically Handicapped Pupils—at Moor Park numbered 126 at the end of 1957. Table 94 shows the classification of the 29 children admitted to the school during the year.

**Table 94.**  
**Classification of cases admitted to the Open Air School for Physically Handicapped Pupils in 1957.**

Anaemia	...	...	...	...	...	3
Asthma	...	...	...	...	...	3
Arthritis of spine	...	...	...	...	...	1
Bronchitis	...	...	...	...	...	3
Bronchiectasis	...	...	...	...	...	1
Cerebral palsy	...	...	...	...	...	1
Epilepsy	...	...	...	...	...	1
General debility	...	...	...	...	...	11
Hare lip and cleft palate	...	...	...	...	...	1
Osteochondro-dystrophy	...	...	...	...	...	1
Rheumatic heart disease	...	...	...	...	...	2
Spina bifida	...	...	...	...	...	1
Total	...	...	...	...	...	29

As will be seen from these figures, many of the cases are admitted to the Open Air School (P.H.) because of general debility, which is often associated with poor home conditions and a low standard of parental care. Most of the children admitted, from whatever cause, improve rapidly after a few terms in the school. The fresh air, the enforced rest after lunch, and the pleasant surroundings all seem to play a part in this beneficial effect.

### Children having home teaching.

Altogether 34 children who were unable to attend school over a long period were given home teaching for some time during 1957. There were 19 of these who were receiving it at the beginning of the year, there were 15 new cases and 15 discharged during the year, and at the end of 1957, 19 children were having this form of special education.

The 34 cases who had home teaching during the year were classified as follows :—

Rheumatic fever and rheumatic heart disease ...	9
Juvenile rheumatoid arthritis ... ..	2
Perthe's Disease ... ..	4
Nephritis and nephrosis ... ..	4
Glandular fever ... ..	1
Paralysis from poliomyelitis ... ..	1
Sarcoma of arm ... ..	1
Spina bifida ... ..	2
Congenital heart disease ... ..	2
Tuberculosis of lungs ... ..	1
Bronchiectasis ... ..	1
Muscular dystrophy ... ..	2
Haemophilia ... ..	1
Emotional disturbance ... ..	1
Pott's fracture of leg ... ..	1
Epilepsy ... ..	1

### Cerebral Palsy.

#### Spastic class.

There were eight children in the spastic class at the Open Air School at Moor Park during the year 1957, of ages ranging from  $4\frac{1}{2}$  to 15 years.

One girl whose home is in the Lancashire County area left the class to enter a residential school owing to her mother's illness. One severely handicapped girl of  $4\frac{1}{2}$  years was admitted. One boy reached school leaving age during the year who was interested in gardening and farming and is now in Hampshire helping a relative to farm.

All the children in the class are now able to eat their meals in the dining hall at a table instead of in the classroom in their special chairs. The most noticeable improvement is shown in the ability of the older children to manage relatively complicated actions associated with balance, timing and rhythm, such as standing still, moving around a room and playing with a ball. Two can also, to a limited extent, accomplish continuous movement shown in writing, as distinct from printing, their letters.

One child can now run, another can knit, two others go to the sewing class and one to a class of postural exercises. One girl has shown great progress in cookery showing more confidence and muscle control, which means she no longer has to have bowls wedged, she can carry water across a room with very little spilling, can light gas rings and the cooker and has become keenly interested in this work.



The swimming baths remain highly popular; five children were already able to swim at the beginning of the year and a younger child has now learnt to float. Floating gives a considerable measure of confidence to cerebral palsied children as the buoyancy of the water reduces the effort needed for movement.

All these children are seriously handicapped. Two spastic children who are less handicapped are in the Open Air School (P.H. section) and join in all the activities of that school and seven others are able to attend ordinary schools.

The children's progress and activities are supervised at the orthopaedic and paediatric clinics and case conferences are held on each child.

### **Audiometry.**

Both the pure-tone and the gramophone audiometer continued to be used for hearing testing during the year. Pure tone audiometry was carried out in association with the ear, nose and throat clinic.

The gramophone audiometer was used to test the hearing of nine-year-old schoolchildren in the schools. The children's own classroom or some other suitable room is used and up to 30 children at a time can be tested. Each child puts on the earphones and listens to the gramophone record of numbers being read out. The single digit record is used and the children write down the numbers they hear. Those that fail to pass the first time often do so because of nervousness or lack of complete understanding, or slowness of writing, and they are given a retest at the same session. Children who again fail to pass at the nine decibel level are referred for pure-tone audiometry and those who fail again are referred to the Ear, Nose and Throat Clinic for further investigation and treatment. Failure in every case may be in one or both ears, and even where one ear is normal it is important to investigate and if necessary treat the deafness in the other.

The following are figures for gramophone audiometry carried out in 1957 :—

Total number of children tested...	...	...	...	651
Number of children failing at 9 db. and referred for pure-tone audiometry	...	...	...	30
Proportion failing to pass at 9 db. level	...	...	...	4.6%
Number with normal hearing on puretone audiometry	...	...	...	9
Number failing puretone audiometry in one or both ears	...	...	...	8
Number awaiting pure-tone audiometry	...	...	...	13
Number referred to E.N.T. clinic	...	...	...	7

Disposal of children referred to E.N.T. clinic was as follows :—

On waiting list for tonsillectomy	...	...	...	1
For regular observation at E.N.T. clinic, but requiring no treatment at present	...	...	...	4
Classed as partially deaf and given hearing aid	...	...	...	1
Failed to attend	...	...	...	1

Of the children tested only the child mentioned above as requiring a hearing aid was regarded as needing special educational treatment because of deafness.



## Mental Testing.

Many people do not realise that the school medical officers carry out the mental examination of children to see whether they are so dull and backward as to need special education or to be considered ineducable. Before they can do so, the medical officers must have attended an approved course on mental testing, they must have had sufficient practice at carrying out the mental examinations, and they must have been approved finally by the Minister of Education. Four of the school medical officers were so approved at the end of 1957. Details of the mental examinations carried out during the year will be found in Table 108 in the appendix.

Mental testing is always interesting and the difficulties often lie in dealing with the attitude of the parents who will not accept the fact that their child is retarded. It is interesting to note how much more easily parents will accept the fact of their child's deafness, for example, where there is not the same implied taint in the family tree as there is with mental defect. One mother just could not see how her child could be "dull," "retarded" or "slow" but when the medical officer finally called him "backward" a smile of recognition came over her face. "That's right," she said, "I've always said he was backward. Even when he was a child he walked backwards ;"

## Speech defect and speech therapy.

The work of treating speech defects was seriously curtailed during 1957 by the shortage of speech therapists. At the beginning of 1957, 63 children were already having treatment, during the year 59 were accepted for speech therapy and at the close of 1957, 53 children were having treatment.

Thirty-one cases were discharged as improved during 1957 and were made up as follows :—

Dyslalia (i.e., omission, substitution and mutilation of speech sounds)	...	...	...	...	...	16
Stammering	...	...	...	...	...	9
Dyslalia and stammering	...	...	...	...	...	3
Dysphonia	...	...	...	...	...	1
Cerebral palsy	...	...	...	...	...	2

At the end of the year 109 children were awaiting treatment.

## Handicapped children leaving school.

Co-operation was continued with the Youth Employment Officer on the choice of employment for handicapped children leaving school. Forms Y9 and Y10 were completed when necessary to give the Youth Employment section information on types of work for which particular children were unsuited because of their handicap. Case conferences were held with parents, head teacher and Youth Employment Officer on the employment of children leaving the Open Air School for E.S.N. children and the Open Air School for Physically Handicapped Pupils.



**SPECIALIST CLINICS.****Ear, Nose and Throat Clinic.**

This clinic was held twice a week at Saul Street Clinic. A summary of the work is given in Table 102, on page 149. Cases referred to the clinic by the Medical Officer numbered 205 and the following were the conditions for which the children were referred :—

Enlargement or infection of tonsils and adenoids	...	113
Disease of the ears	... ..	26
Defective hearing	... ..	30
Nasal catarrh	... ..	25
Other conditions	... ..	11
		<hr/> 205 <hr/>

**Ophthalmic Clinics.**

(a) SQUINT CLINIC. The special eye clinic for cases of squint was held once a fortnight at Saul Street clinic. The numbers dealt with are shown in Table 103, on page 150.

(b) REFRACTION CLINICS. These were held three times a week at Saul Street clinic. Figures showing the work done are given in Table 104, on page 150.

**Paediatric Clinics.**

The paediatric clinic was held once a fortnight at the Open Air School clinic. Cases dealt with at the clinic totalled 117 during the year and were classified as follows :—

Cerebral palsy	... ..	17
Asthma and associated conditions	...	20
Bronchitis and bronchiectasis	... ..	18
Cardiac lesions	... ..	9
Anaemia	... ..	5
Rheumatism	... ..	6
Obesity	... ..	10
Epileptiform attacks	... ..	4
Coeliac disease	... ..	3
Enuresis	... ..	4
Other conditions	... ..	21

Further details of the numbers dealt with at the clinic are given in Table 105, on page 150.

### Orthopaedic Clinic.

The orthopaedic clinic continued to be held once a month at the Open Air School Clinic and the physiotherapists from the various clinics attended with their cases. The various defects dealt with were as follows :—

Infantile paralysis	...	...	...	...	12
Cerebral palsy	...	...	...	...	14
Congenital deformities	...	...	...	...	40
Other deformities	...	...	...	...	125
Traumatic lesions	...	...	...	...	6
Tuberculosis of bone	...	...	...	...	2
Inflammatory lesions	...	...	...	...	3
Tumours	...	...	...	...	5
Total					207

Further details of the work done at the clinic are given in Table 106, on page 151.

### OTHER SERVICES.

#### Physiotherapy.

Physiotherapy sessions were held regularly at Cuttle Street, Manchester Road, Tulketh Road, Saul Street, Guttridge and the Open Air School Clinics. Remedial exercises and artificial sunlight therapy for school children were provided. Among the conditions treated were cases of asthma, who have breathing exercises ; and flat feet, and knock knees. Altogether 489 school children were given remedial exercises and 145 had artificial sunlight therapy in 1957.

#### Minor Ailments.

Details of the number and nature of the conditions treated at minor ailments sessions during the year are given in Table 101, on page 149. The number of cases of scabies met with was rather less than in 1956, and impetigo continued to decrease in amount.

#### Uncleanliness.

Cleanliness of clothing and basic bodily cleanliness in school children are generally satisfactory. Occasionally children are found to have flea infestation, but this number of cases is small.

Head louse infestation, on the other hand, continues to show a high incidence as the figures in Table 107, in the appendix show.

The number of examinations for head infestation carried out by the school nurses was greater than last year with an increase in the number of clinic nurses.



The number of pupils found to be infested remains too high. There is no doubt that many children become re-infested from other adult members of the household, and the latter form a reservoir difficult to reduce. Treatment is given free of charge at the cleansing centres at Ellen Street and Cuttle Street and 5,737 children were treated in 1957, compared with 4,630 the year before. The nursing staff spend a great deal of time dealing with the problem, both in seeing that established cases have treatment and in advising parents and adolescents in the diagnosis and prevention of this disease. It is a condition which can cause quite severe infection of the scalp and much discomfort, and as such its high incidence is one of the few blots on the health record of Preston school children.

### **Convalescent Homes.**

Children examined and considered suitable for a holiday at Thomas Parkinson House, St. Annes, numbered 263 in 1957. The majority spend two weeks there, but two children remained for four weeks, twelve for three weeks, and one child for one week only.

### **Training College Entrants.**

Candidates medically examined for admission to teacher training colleges numbered 34 during the year.

### **School Dental Service.**

Mr. J. C. Knowles, who had worked faithfully and well in the service here for many years and who had carried a particularly heavy burden of work during the war, died suddenly at the beginning of January, 1958. His successor as Senior Dental Officer, Mr. A. Kershaw, has kindly contributed the following report on the work of the School Dental Service for the year 1957.

"Throughout the year the dental service was operating one dental officer short of establishment.

In consequence the Eldon Street Dental Clinic remained closed for the whole period.

The emergency cases arising from schools covered by the Eldon Street Clinic were dealt with by the staffed clinics.

The dental wing of the new Saul Street Clinic commenced operating in mid-May.

The total work carried out during the year compares favourably with previous returns and individual items are shown in Table No. 95."

**Table 95.**  
**Dental Inspection and Treatment.**

1.	Number of pupils inspected by the Authority's Dental Officers—							
	(a) Periodic Age Groups	...	...	...	...	...	...	10,800
	(b) Specials	...	...	...	...	...	...	1,582
								<hr/> 12,382
2.	Number found to require treatment	...	...	...	...	...	...	7,358
3.	Number referred for treatment	...	...	...	...	...	...	6,237
4.	Number actually treated	...	...	...	...	...	...	3,731
5.	Attendances made by pupils for treatment	...	...	...	...	...	...	9,253
6.	Half-days devoted to : (a) Inspections	...	...	...	...	...	...	79
	(b) Treatment	...	...	...	...	...	...	1,539
	Total (a) and (b)	...	...	...	...	...	...	<hr/> 1,618
7.	Fillings : Permanent Teeth	...	...	...	...	...	...	4,093
	Temporary Teeth	...	...	...	...	...	...	1,383
	Total	...	...	...	...	...	...	<hr/> 5,476
8.	Number of Teeth filled : Permanent Teeth	...	...	...	...	...	...	3,717
	Temporary Teeth	...	...	...	...	...	...	1,374
	Total	...	...	...	...	...	...	<hr/> 5,091
9.	Extractions : Permanent Teeth	...	...	...	...	...	...	778
	Temporary Teeth	...	...	...	...	...	...	3,221
	Total	...	...	...	...	...	...	<hr/> 3,999
10.	Administration of general anaesthetics for extraction	...	...	...	...	...	...	1,742
11.	Other operations Permanent Teeth	...	...	...	...	...	...	3,810
	Temporary Teeth	...	...	...	...	...	...	1,037
	Total	...	...	...	...	...	...	<hr/> 4,847
12.	Orthodontics							
	(a) Cases commenced during the year	...	...	...	...	...	...	38
	(b) Cases carried forward from previous year	...	...	...	...	...	...	71
	(c) Cases completed during the year	...	...	...	...	...	...	29
	(d) Cases discontinued during the year	...	...	...	...	...	...	19
	(e) Pupils treated with appliances	...	...	...	...	...	...	74
	(f) Removable appliances fitted	...	...	...	...	...	...	33
	(g) Fixed appliances fitted	...	...	...	...	...	...	8
	(h) Total attendances	...	...	...	...	...	...	505
13.	Number of pupils supplied with artificial dentures	...	...	...	...	...	...	34



**Physical Education.**

The Chief Education Officer has kindly contributed the following notes on physical education in Preston.

" A landmark in the provision of facilities for physical education was embodied in the opening in September of the Ashton-on-Ribble County Secondary School, where there is a fully equipped gymnasium, an assembly hall with physical education equipment, changing rooms and showers for gymnasium and playing fields, and a ten-acre playing field with hard areas for netball, tennis and cricket coaching.

A course in physical education for junior school teachers showed the various ways of combining free expression with directed activity using a wide range of apparatus. Movement qualities and their application in both objective and creative work were also studied and the provision of climbing apparatus in junior schools was continued. A teacher was appointed to take boys at the Occupation Centre in physical education, for one hour per week.

Games centres were well supported and included coaching schemes in both football and cricket, conducted in co-operation with the Football Association and the Lancashire Youth Cricket Council. There was a record number of entries for the Youth Sports and Swimming Gala and the trend in physical education towards outdoor activities was exemplified by the holding of an out-door activity conference which included camping, canoeing and orienteering."

## STATISTICAL DATA

**Table 96.**

**Cost of School Health Service.**

Expenditure	...	...	...	...	...	...	...	...	£35,370
Income	...	...	...	...	...	...	...	...	£1,357
Net expenditure	...	...	...	...	...	...	...	...	£34,013
Ministry of Education grant	...	...	...	...	...	...	...	...	£30,408
Net Cost	...	...	...	...	...	...	...	...	£13,605

### School Meals.

I am indebted to the Chief Education Officer for the following data on the School Meals Service and Milk in Schools Scheme.

"The School Meals Service provides milk, dinners and teas. Teas and breakfasts are taken at the Open Air School and Stoneygate Nursery School, and during the summer 4,886 packed dinners and 6,092 packed teas were supplied to schools going out on educational visits. At Christmas 14,083 party teas were provided for school parties.

A total of 58 dining centres catered for dinners during the year. A summary of the findings of three surveys carried out gives the number of children taking dinners on three normal school days :—

February, 1957	...	7,642
June, 1957	...	7,154
October, 1957	...	7,632

The total number of dinners supplied during the year was 1,662,655.

During the year, one kitchen was closed and one opened :—

Moor Park Central Kitchen—closed 27th February, 1957.

Ashton-on-Ribble County Secondary School Kitchen—opened 2nd September, 1957.

### Milk-in-Schools Scheme.

During the year some 3,287,669 bottles of milk were consumed ; 3,026,705 in Maintained Schools, and 260,964 in non-Maintained Schools, representing a daily average of 16,195."



**Table 97.**  
**Summary of children seen at periodic inspection.**

	No. of Children inspected	No. of occasions parent present	Percentage of parental attendances
Entrants ... ..	1,707	1,175	68.8
Second age-group ... ..	1,941	605	31.2
Third age-group ... ..	1,669	48	2.9
Other periodic inspections ...	1,152	79	6.9
Total ... ..	6,469	1,907	29.5

**Table 98.**  
**Physical condition of children examined at periodic inspections.**

Age groups (1)	No. of pupils inspected (2)	Satisfactory		Unsatisfactory	
		No.	% of col. 2	No.	% of col. 2
Entrants ... ..	1707	1704	99.82	3	0.17
Second age-group ... ..	1941	1940	99.95	1	0.05
Third age-group ... ..	1669	1662	99.58	7	0.42
Other periodic inspections ...	1152	1149	99.73	3	0.26
Total for 1957 ... ..	6469	6455	99.78	14	0.21
Total for 1956 ... ..	6178	6047	97.9	131	2.1
Previous years		Percentage totals			
		Good	Fair	Poor	
1955		49.6	48.6	1.8	
1954		55.5	42.7	1.8	
1953		52.4	44.7	2.9	
1952		46.2	50.7	3.1	
1951		39.3	57.7	3.0	
1950		44.7	51.3	4.0	
1949		34.2	61.8	4.0	
1948		34.2	62.9	2.8	

**Table 99.**  
**Defects found at periodic or at special inspections.**

Defect or Disease	Periodic Inspections		Special Inspections	
	Number of defects		Number of defects	
	Requiring treatment	Requiring to be kept under observation but not requiring treatment	Requiring treatment	Requiring to be kept under observation but not requiring treatment
Skin ... ..	72	128	34	57
Eyes (a) Vision ... ..	326	269	215	211
(b) Squint ... ..	64	84	29	28
(c) Other ... ..	27	46	6	12
Ears (a) Hearing... ..	16	42	18	35
(b) Otitis Media ... ..	15	36	9	18
(c) Other ... ..	14	62	12	24
Nose or Throat ... ..	98	440	101	151
Speech ... ..	12	89	24	50
Lymphatic Glands ... ..	12	205	5	25
Heart ... ..	13	86	1	12
Lungs ... ..	63	148	35	55
Developmental (a) Hernia ... ..	2	8	1	1
(b) Other... ..	6	53	4	28
Orthopaedic (a) Posture ... ..	44	98	14	25
(b) Feet ... ..	128	212	40	61
(c) Other... ..	67	227	36	35
Nervous system (a) Epilepsy ... ..	1	14	1	5
(b) Other ... ..	7	39	3	17
Psychological (a) Development ... ..	2	43	3	3
(b) Stability ... ..	8	35	6	10
Abdomen ... ..	2	18	2	7
Other... ..	66	274	96	230



**Table 100.**  
**Present Disposition of Handicapped Pupils.**

Classification	No.	Special School		Home Teaching	Speech Therapy	Hospital/Hospital School	Ord. School	No. School
		Day	Resid.					
Blind ... ..	2	—	2	—	—	—	—	—
Partially sighted ... ..	2	2	—	—	—	—	—	—
Deaf ... ..	11	—	10	—	—	—	—	1
Partially deaf ... ..	24	—	9	—	—	—	15	—
Delicate ... ..	101	88	3	7	—	1	2	—
Educationally subnormal...	99	77	2	—	—	—	17	3
Epileptic ... ..	6	2	3	1	—	—	—	—
Maladjusted ... ..	11	—	—	—	—	—	10	1
Physically handicapped ...	53	31	5	10	—	4	2	1
Speech defect ... ..	157	—	—	—	48	—	156	1
<b>Dual defects</b>								
Delicate and Maladjusted	1	—	—	1	—	—	—	—
Delicate and Speech ...	4	4	—	—	2	—	—	—
Delicate and Partially deaf	3	3	—	—	—	—	—	—
P.H. and Speech ... ..	5	3	1	—	3	—	—	1
P.H. and Maladjusted ...	1	1	—	—	—	—	—	—
E.S.N. and Partially deaf	3	3	—	—	—	—	—	—
E.S.N. and P.H. ... ..	1	1	—	—	—	—	—	—
E.S.N. and Epileptic ...	1	1	—	—	—	—	—	—
E.S.N. and Speech ... ..	2	—	—	—	—	—	2	—
Maladjusted and E.S.N. ...	6	6	—	—	—	—	—	—
Maladjusted and Partially deaf ... ..	1	1	—	—	—	—	—	—
Speech and Partially deaf...	2	—	—	—	—	—	2	—
Total ... ..	496	223	35	19	53	5	206	8

**Table 101.**  
**Minor Ailments Treated (excluding uncleanness).**

						Number of Defects treated, or under treatment during	
						1956	1957
SKIN—							
Ringworm—Scalp—							
	(i)	X-ray treatment	...	...	...	—	—
	(ii)	Other treatment	...	...	...	—	—
	Ringworm—Body		...	...	...	4	9
	Scabies		...	...	...	46	23
	Impetigo		...	...	...	515	377
	Other skin diseases		...	...	...	1,009	647
EYE DISEASE—							
	(External and other, but excluding errors of re- fraction, squint and cases admitted to hospital) ...					906	606
EAR DEFECTS—							
	(Excluding serious diseases of the ear, e.g., operative treatment in hospital, etc.) ...					748	409
MISCELLANEOUS—							
	(e.g., minor injuries, bruises, sores, chilblains, etc.) ...					17,855	14,445
Total			...	...	...	21,123	16,516
Total number of attendances at Authority's minor ail- ments clinics						37,891	32,452

**Table 102.**  
**Work carried out at E.N.T. Clinic.**

New cases	...	...	...	...	...	...	232
Re-inspections	...	...	...	...	...	...	771
Referred for treatment in hospital	...	...	...	...	...	...	168
"    "    "    "    " clinic	...	...	...	...	...	...	70
"    "    re-inspection	...	...	...	...	...	...	585
"    "    X-rays	...	...	...	...	...	...	106
"    "    audiometry tests	...	...	...	...	...	...	64
Deaf aid clinic	...	...	...	...	...	...	4
Total attendances	...	...	...	...	...	...	2,480
<b>Treatment—</b>							
Operative—Tonsils and adenoids	...	...	...	...	...	...	90
"    other nose and throat conditions	...	...	...	...	...	...	21
"    diseases of the ear	...	...	...	...	...	...	1
Audiometry tests	...	...	...	...	...	...	169
Other forms of treatment	...	...	...	...	...	...	109



**Table 103.**  
**Work carried out at Squint Clinic.**

New cases	...	...	...	...	...	...	...	...	63
Re-inspections	...	...	...	...	...	...	...	...	639
Refractions carried out	...	...	...	...	...	...	...	...	73
Prescriptions issued	...	...	...	...	...	...	...	...	314
Referred to orthoptic clinic	...	...	...	...	...	...	...	...	4
Referred for operative treatment	...	...	...	...	...	...	...	...	13
Total attendances	...	...	...	...	...	...	...	...	702

**Table 104.**  
**Work carried out at Refraction Clinic.**

New cases	...	...	...	...	...	...	...	...	304
Refractions carried out	...	...	...	...	...	...	...	...	369
Prescriptions issued	...	...	...	...	...	...	...	...	539
Re-inspections	...	...	...	...	...	...	...	...	1,227
Total attendances	...	...	...	...	...	...	...	...	1,531

**Table 105.**  
**Work carried out at Paediatric Clinic.**

Number of individual children attended	...	...	...	...	...	...	...	117
New cases	...	...	...	...	...	...	...	43
Re-inspections	...	...	...	...	...	...	...	331
Total attendances	...	...	...	...	...	...	...	374
Referred—X-ray	...	...	...	...	...	...	...	13
Admission to hospital	...	...	...	...	...	...	...	5
Other forms of treatment	...	...	...	...	...	...	...	19

**Table 106.**  
**Work carried out at Orthopaedic Clinic.**

Number of individual children attended	...	...	...	...	...	207
New cases	...	...	...	...	...	48
Total number of attendances made	...	...	...	...	...	316
Number of children referred for treatment in hospital	...	...	...	...	...	11
Number of Surgical Appliances, e.g., boots, irons, etc., supplied through Centre	...	...	...	...	...	113
Number of children X-rayed	...	...	...	...	...	29
Defects from which children were suffering :—						
Paralysis—						
Infantile	...	...	...	...	...	12
Spastic	...	...	...	...	...	14
Deformities—						
Congenital	...	...	...	...	...	40
Traumatic	...	...	...	...	...	6
Other	...	...	...	...	...	125
Tuberculosis	...	...	...	...	...	2
Inflammations	...	...	...	...	...	3
Tumours	...	...	...	...	...	5
Total	...	...	...	...	...	207

**Table 107.**  
**Uncleanliness.**

Total number of examinations in the schools by the school nurses	...	43,970
Total number of individual pupils found to have head louse infestation		2,093

**Table 108.**  
**Mental testing—Education Act, 1944, sections 34 and 57—**  
**Children examined and reported upon.**

No. deemed to be educationally subnormal	...	...	...	...	16
For admission to day special school for E.S.N.	...	...	...	...	16
No. deemed not to be educationally subnormal	...	...	...	...	12
Remain in ordinary school	...	...	...	...	3
Remain in ordinary school with special tuition	...	...	...	...	8
Admitted to Open Air School, P.H. Dept.	...	...	...	...	1
Classification postponed	...	...	...	...	4
No. reported as ineducable—S 57(3)	...	...	...	...	8
No. reported as needing supervision—S 57(5)	...	...	...	...	12
					52



