

[Report 1956] / Medical Officer of Health, Pickering U.D.C.

Contributors

Pickering (England). Urban District Council.

Publication/Creation

1956

Persistent URL

<https://wellcomecollection.org/works/j575jqar>

License and attribution

You have permission to make copies of this work under a Creative Commons, Attribution license.

This licence permits unrestricted use, distribution, and reproduction in any medium, provided the original author and source are credited. See the Legal Code for further information.

Image source should be attributed as specified in the full catalogue record. If no source is given the image should be attributed to Wellcome Collection.




Wellcome Collection
183 Euston Road
London NW1 2BE UK
T +44 (0)20 7611 8722
E library@wellcomecollection.org
<https://wellcomecollection.org>

Library (†)

HEALTH
A-10CT57
C.R. 23



URBAN DISTRICT COUNCIL
OF PICKERING



Y (N)

ANNUAL REPORT

of the

Medical Officer of Health

for the year

1956


W. R. M. COUPER, M.B., Ch.B., D.P.H.


INCLUDING THE REPORT

of the

Public Health Inspector

G. BATTY, C.R.S.I.





Digitized by the Internet Archive
in 2018 with funding from
Wellcome Library

<https://archive.org/details/b29990518>

THE ANNUAL REPORT OF THE MEDICAL OFFICER OF HEALTH.

FOR THE YEAR 1956.


To the Chairman & Members of the Council.

Mr. Chairman & Members,

I have the honour to present the Annual Report for the year 1956 for the Rural Districts of Helmsley, Kirkbymoorside, Malton and Pickering and the Urban Districts of Malton and Pickering. In the text of this report, unless there is some matter which requires particular comment in respect of one district, reference will only be made to the area as a whole under the designation of the Ryedale Area. Reports of this nature, which are in the main statistical, give an inaccurate picture of the health of a district when applied to a small population over the period of one year. Figures for the whole area are less liable to fluctuations due to non-significant causes but it must be remembered that, even as a whole, the area has a relatively small population. In the statistical summary figures are included for each district separately, not because these figures have any significance but, because it is the statutory duty of the Medical Officer of Health to produce a report for each district he serves.

W.R.M. COUPER.

MEDICAL OFFICER OF HEALTH.



GENERAL PROVISION OF HEALTH SERVICES IN THE AREA.

STAFF OF DISTRICT COUNCILS (A.T 31.12.56).

<u>DISTRICT</u>	<u>MEDICAL OFFICER OF HEALTH</u>	<u>HEALTH INSPECTOR.</u>
Helmsley Rural	R.R.M. Couper, M.B., Ch.B., D.P.H. Health Office, Train Lane, Pickering.	F.W.Stoney, M.R.S.H. M.A.P.H.I. C.H. Carr, M.A.P.H.I. C.R.S.I.
Kirkbymoorside Rural	- do -	F.W. Stoney, M.R.S.H. M.A.P.H.I. G. Stephenson, A.R.S.A., M.A.I.A.
Malton Rural	- do -	W.E. Wigglesworth, M.A.I.A., C.R.S.I.,
Malton Urban	- do -	J.L. Tong, C.R.S.I.
Pickering Rural	- do -	P.Pickering, M.R.S.I M.A.I.A.
Pickering Urban	- do -	G. Batty, C.R.S.I.

STATISTICS & GENERAL CONDITIONS OF THE AREA.

AREA. The Ryedale Area, which is referred to in the text of this report comprises the Rural Districts of Helmsley, Kirkbymoorside, Malton and Pickering and the Urban Districts of Malton and Pickering. This area is mainly agricultural in nature, more heavily populated in the areas near the townships of Helmsley, Kirkbymoorside, Malton and Pickering and thinly populated in the dales and moorland districts in the northern part of the area.

POPULATION. The Registrar General's estimate of the mid-year population 1956 is 29,380 - the figures for 1954 and 1955 were 29,220 and 29,250 respectively.

VITAL STATISTICS.

LIVE BIRTHS & BIRTH RATES. The number of live births during 1956 was 391, an increase of 19 over the previous year. The adjusted live birth rate was 15.7 per 1000 population which was the same as the Birth Rate for England and Wales.

ILLEGITIMACY. The number of illegitimate births registered in the Ryedale Area during the year was 11. The corresponding figures for 1954 and 1955 were 12 and 18.

STILLBIRTHS. The number of stillbirths registered in 1956 was 9 compared with 12 in 1954 and 6 in 1952. The stillbirth rate, i.e. the stillbirths per 1000 total births was 22.5. The Stillbirth Rate for England and Wales was 23.

DEATHS & DEATH RATES. The adjusted death rate, i.e. the deaths per 1000 population for the Ryedale Area was 10.9, while the death rate for England and Wales was 11.7.

INFANT MORTALITY AND NEONATAL MORTALITY. During the year there were 3 deaths of infants under 1 year, all of them were neonatal deaths, (i.e. deaths under 1 month). The infant mortality rate (i.e. the number of deaths under one year per 1000 live births), was 7.7. The rate for England and Wales was 23.8 per 1000 live births.

MATERNAL MORTALITY. There were no maternal deaths during the year.

PRINCIPAL CAUSES OF DEATHS. Cancer was responsible for 63 deaths, a rate of 2.14 per 1000 of the population. 199 persons died of diseases of the heart and circulation - a rate of 7.01 per 1000 population. Deaths from Respiratory Disease excluding tuberculosis amounted to 24 - a rate of 0.85 per 1000 population. There were 2 deaths from tuberculosis during the year.

NATURAL INCREASE. During the year 391 births were registered in the Ryedale Area and 339 deaths. The natural increase (i.e. the excess of live births over deaths), was 52.

NOTIFIABLE DISEASES Seven cases of Poliomyelitis - 3 non - paralytic and four paralytic were notified. There were fifty five cases of whooping cough, twelve of scarlet fever and five measles.

SECTION 'A'.

TABLE I.

District	Estimated Mid-Year Population	Area in Acres	No. of inhabited houses	Rateable Value	Product of Penny Rate
Holmsley Rural	5,360	67,750	1425	£42,410	£153. 8. 4.
Kirbymoorside Rural	4,870	51,000	1515	£33,060	£124. 0. 0.
Malton Urban	4,170	4,016	1252	£51,652	£130.18. 1.
Malton Rural	5,560	47,078	1803	£34,688	£135. 0. 0.
Pickering Rural	5,120	76,685	1745	£32,536	£126. 0. 0.
Pickering Urban	4,300	15,652	1365	£38,786	£141. 0. 0.
All Districts	29,380	262,181			

VITAL STATISTICS.

TABLE II - LIVE BIRTHS MALE & FEMALE

District	Live Births		
	Male	Female	Male & Female
Holmsley Rural	26	28	54
Kirbymoorside Rural	40	29	69
Malton Rural	40	37	77
Malton Urban	37	31	68
Pickering Rural	30	37	67
Pickering Urban	34	22	56
All Districts	207	184	391

TABLE III - STILL BIRTHS MALE & FEMALE

District	Still Births		
	Male	Female	Male & Female
Holmsley Rural	-	1	1
Kirbymoorside Rural	1	1	2
Malton Rural	-	-	-
Malton Urban	1	1	2
Pickering Rural	1	1	2
Pickering Urban	2	-	2
All Districts	5	4	9

TABLE IV - ALL BIRTHS LEGITIMATE & ILLEGITIMATE, MALE & FEMALE

District	Legitimate			Illegitimate			Total
	Male	Female	Male & Female	Male	Female	Male & Female	Male & Female
Holmsley Rural	25	26	51	1	3	4	55
Kirbymoorside Rural	40	30	70	1	-	1	71
Malton Rural	39	36	75	1	1	2	77
Malton Urban	37	32	69	1	-	1	70
Pickering Rural	29	38	67	2	-	2	69
Pickering Urban	35	22	57	1	-	1	58
All Districts	205	184	389	7	4	11	400

TABLE V.

Crude Live Birth Rate (i.e. live births per 1000 estimated population), Still Birth Rate (i.e. still births per 1000 of total births) and Illegitimate Rate (i.e. illegitimate births per 1000 of total births).

District	Crude Live Birth Rate	Still Birth Rate	Illegitimate Rate
Helmsley Rural	10. 0.	18. 2.	72. 7
Kirbymoorside Rural	14. 2.	28. 2.	14. 1.
Malton Rural	13. 9.	nil	26. 0.
Malton Urban	16. 3.	28. 6	14. 3
Pickering Rural	13. 1	29. 0	29. 0
Pickering Urban	10. 3	34. 5	17. 3
All Districts	13. 3	22. 5	27. 5
England & Wales	15. 7	23. 0	46. 0

TABLE VI.

Deaths of infants under 1 year and under 1 month by sexes.

Number of deaths							
District	Under 1 year			Under 1 month			All infant deaths
	Male	Female	Male & Female	Male	Female	Male & Female	Male & Female
Helmsley Rural	-	-	-	-	-	-	-
Kirbymoorside Rural	-	-	-	-	-	-	-
Malton Rural	-	1	1	-	1	1	1
Malton Urban	1	-	1	1	-	1	1
Pickering Rural	1	-	1	1	-	1	1
Pickering Urban	-	-	-	-	-	-	-
All Districts	2	1	3	2	1	3	3

TABLE VII.

Maternal Deaths i.e. deaths attributable to pregnancy, childbirth, and abortion.

There were no deaths from Maternal causes during the year.

TABLE VIII.

DEATHS.

Causes of deaths by districts for year ended December 31st 1956.

Cause of Death	District												All Districts								
	Helmsley			K/M'side			Malton			Malton					Pickering			Pickering			
	M	F	T	M	F	T	M	F	T	M	F	T	M	F	T	M	F	T			
Tuberculosis, respiratory	-	-	-	-	-	-	-	-	-	-	-	-	-	-	-	-	-	-	1	1	2
Tuberculosis, other	-	-	-	-	-	-	-	-	-	-	-	-	-	-	-	-	-	-	-	-	-
Syphilitic disease	-	-	-	-	-	-	-	-	-	-	-	-	-	-	-	-	-	-	-	-	-
Diphtheria	-	-	-	-	-	-	-	-	-	-	-	-	-	-	-	-	-	-	-	-	-
Whooping Cough	-	-	-	-	-	-	-	-	-	-	-	-	-	-	-	-	-	-	-	-	-
Meningococcal infections	-	-	-	-	-	-	-	-	-	-	-	-	-	-	-	-	-	-	-	-	-
Acute poliomyelitis	-	-	-	-	-	-	-	-	-	-	-	-	-	-	-	-	-	-	-	-	-
Measles	-	-	-	-	-	-	-	-	-	-	-	-	-	-	-	-	-	-	-	-	-
Other infective & parasitic diseases	-	-	-	-	-	-	-	-	-	-	-	-	-	-	-	-	-	-	-	-	-
Malignant neoplasm, stomach	-	-	-	-	-	-	-	-	-	-	-	-	-	-	-	-	-	-	-	-	-
Malignant neoplasm, lung bronchus	-	-	-	-	-	-	-	-	-	-	-	-	-	-	-	-	-	-	-	-	-
Malignant neoplasm, breast	-	-	-	-	-	-	-	-	-	-	-	-	-	-	-	-	-	-	-	-	-
Malignant neoplasm, uterus	-	-	-	-	-	-	-	-	-	-	-	-	-	-	-	-	-	-	-	-	-
Malignant neoplasm, lymphatic neoplasms	-	-	-	-	-	-	-	-	-	-	-	-	-	-	-	-	-	-	-	-	-
Other malignant & lymphatic neoplasms	-	-	-	-	-	-	-	-	-	-	-	-	-	-	-	-	-	-	-	-	-
Leukaemia, leukaemia	-	-	-	-	-	-	-	-	-	-	-	-	-	-	-	-	-	-	-	-	-
Diabetes	-	-	-	-	-	-	-	-	-	-	-	-	-	-	-	-	-	-	-	-	-
Vascular lesions of nervous system	-	-	-	-	-	-	-	-	-	-	-	-	-	-	-	-	-	-	-	-	-
Coronary disease, angina	-	-	-	-	-	-	-	-	-	-	-	-	-	-	-	-	-	-	-	-	-
Hypertension with heart disease	-	-	-	-	-	-	-	-	-	-	-	-	-	-	-	-	-	-	-	-	-
Other heart disease	-	-	-	-	-	-	-	-	-	-	-	-	-	-	-	-	-	-	-	-	-
Other circulatory disease	-	-	-	-	-	-	-	-	-	-	-	-	-	-	-	-	-	-	-	-	-
Influenza	-	-	-	-	-	-	-	-	-	-	-	-	-	-	-	-	-	-	-	-	-
Pneumonia	-	-	-	-	-	-	-	-	-	-	-	-	-	-	-	-	-	-	-	-	-
Bronchitis	-	-	-	-	-	-	-	-	-	-	-	-	-	-	-	-	-	-	-	-	-
Other diseases of respiratory system	-	-	-	-	-	-	-	-	-	-	-	-	-	-	-	-	-	-	-	-	-
Ulcer of stomach and duodenum	-	-	-	-	-	-	-	-	-	-	-	-	-	-	-	-	-	-	-	-	-
Gastritis, enteritis and diarrhoea	-	-	-	-	-	-	-	-	-	-	-	-	-	-	-	-	-	-	-	-	-
Nephritis and nephrosis	-	-	-	-	-	-	-	-	-	-	-	-	-	-	-	-	-	-	-	-	-
Hyperplasia of prostate	-	-	-	-	-	-	-	-	-	-	-	-	-	-	-	-	-	-	-	-	-
Pregnancy, childbirth, abortion.	-	-	-	-	-	-	-	-	-	-	-	-	-	-	-	-	-	-	-	-	-
Congenital malformations	-	-	-	-	-	-	-	-	-	-	-	-	-	-	-	-	-	-	-	-	-
Other defined & ill-defined diseases	-	-	-	-	-	-	-	-	-	-	-	-	-	-	-	-	-	-	-	-	-
Motor vehicle accidents	-	-	-	-	-	-	-	-	-	-	-	-	-	-	-	-	-	-	-	-	-
All other accidents	-	-	-	-	-	-	-	-	-	-	-	-	-	-	-	-	-	-	-	-	-
Suicides	-	-	-	-	-	-	-	-	-	-	-	-	-	-	-	-	-	-	-	-	-
Homicide & operations of war	-	-	-	-	-	-	-	-	-	-	-	-	-	-	-	-	-	-	-	-	-
All causes	24	17	21	25	30	55	26	30	56	23	27	50	37	33	70	37	33	67	172	157	339

TABLE IX.

Infant Mortality (i.e. number of deaths under 1 year per 1000 live births), Neonatal Mortality (i.e. number of deaths under 1 month per 1000 live births), Maternal Mortality (i.e. number of maternal deaths per 1000 total births) and Crude Death Rate (i.e. number of deaths per 1000 of estimated population.

RATES

District	Infant Mortality	Neonatal Mortality	Maternal Mortality	Death Rate
Helmsley Rural	-	-	-	7.7
Kirbymoorside Rural	-	-	-	11.3
Malton Rural	13.0	13.0	-	9.9
Malton Urban	14.7	14.7	-	12.0
Pickering Rural	14.9	14.9	-	13.7
Pickering Urban	-	-	-	15.8
All Districts	7.7	7.7	-	11.5

TABLE X.

COMPARISON OF BIRTH & DEATH RATES.

The crude Birth and Death Rates of any district are not directly comparable with those of any other district or those of England and Wales. To make approximate allowance for the way in which the sex and age distribution differs from that of England and Wales as a whole the crude rates are multiplied by a comparability factor. The resultant figures can then be compared with those of any other district and England and Wales.

District	Death Rate			Birth Rate		
	Crude Death Rate	Comparability Factor	Adjusted Death Rate	Crude Birth Rate	Comparability Factor	Adjusted Birth Rate
Helmsley Rural	7.7	1.10	8.5	10.0	1.35	13.5
Kirbymoorside Rural	11.3	0.88	9.9	14.2	1.15	16.3
Malton Rural	9.9	0.97	9.6	13.9	1.15	16.0
Malton Urban	12.0	0.98	11.8	16.3	1.10	17.9
Pickering Rural	13.7	0.84	11.6	13.1	1.21	15.9
Pickering Urban	15.8	0.92	14.5	10.3	1.15	11.8
All Districts	11.5	0.95	10.9	13.3	1.18	15.7
England & Wales	11.7	-	11.7	15.7	-	15.7

TABLE XI.

Principal Causes of Deaths by Districts and rates per 1000 of population.

District	Cancer		Diseases of heart & Circulation		Respiratory Diseases excluding tuberculosis	
	No. of Deaths	Death Rate per 1000 population	No. of Deaths	Death Rate per 1000 population	No. of Deaths	Death Rate per 1000 population
Helmsley	7	1.30	23	4.29	3	0.56
Kirkbymoorside	12	2.46	32	6.78	3	0.62
Malton Rural	8	1.44	29	5.21	4	0.72
Malton Urban	13	3.12	26	6.23	-	NIL
Pickering Rural	12	2.34	49	9.57	8	1.56
Pickering Urban	11	2.56	40	9.30	6	1.39
RYEDALE AREA	63	2.14	199	7.01	24	0.85

TABLE XII.

Live Birth and Deaths by Districts and Natural Increase, i.e. excess of births over deaths and Natural Increase per 1000 population.

District	Live Births	Deaths	Natural Increase	Natural Increase per 1000 population.
Helmsley	54	41	13	2.4
Kirkbymoorside	69	55	14	2.9
Malton Rural	77	56	21	3.8
Malton Urban	68	50	18	4.3
Pickering Rural	67	70	-3	-
Pickering Urban	56	67	11	-
RYEDALE AREA	391	339	52	1.8

SECTION 'B'.

PREVALENCE & CONTROL OVER INFECTIOUS DISEASES.

TABLE 1.

NOTIFIABLE DISEASES (OTHER THAN TUBERCULOSIS) DURING
THE YEAR 1956.

District	Cases Notified.						
	Scarlet Fever	Whooping Cough	Measles	Primary Pneumonia	Polionyelitis	Puerperal Pynexia	Ophthalmia Neonatorum
Helmsley Rural	1	8	-	2	-	1	-
Kirkbymoorside Rural	1	7	-	-	4	-	-
Malton Rural	7	25	3	1	3	-	-
Malton Urban	-	15	1	-	-	-	-
Pickering Rural	3	-	1	-	-	-	1
Pickering Urban	-	-	-	-	-	-	-
All Districts	12	55	5	3	7	1	1

Where necessary patients suffering from infectious diseases are admitted to Cross Lane Hospital, Scarborough and Yearley Bridge Hospital, York.

TUBERCULOSIS.

TABLE 11.

NEW CASES AND DEATHS FROM TUBERCULOSIS DURING 1956.

District	New Cases				Deaths			
	Pulmonary		Non-Pulmonary		Pulmonary		Non-Pulmonary	
	M.	F.	M.	F.	M.	F.	M.	F.
Helmsley Rural	1	1	-	-	-	-	-	-
Kirkbymoorside Rural	1	-	1	-	-	-	-	-
Malton Rural	-	-	-	-	-	-	-	-
Malton Urban	-	-	-	-	1	-	-	-
Pickering Rural	-	-	-	-	-	1	-	-
Pickering Urban	-	1	-	-	-	-	-	-
All Districts	2	2	1	-	1	1	-	-

SECTION 'C'

GENERAL PROVISIONS OF HEALTH SERVICES.

(i) Laboratory Facilities.

Samples for bacteriological examination are sent to the Public Health Laboratory, Northallerton. A van calls once a week to collect specimens.

(ii) Local Services under Part III of the National Health Service Act 1946

The day-to-day administration of the following services is carried out by the Ryedale Local Health Sub-Committee in the urban districts of Malton & Pickering, and the rural districts of Helmsley, Kirbymoorside, Malton & Pickering.

(a) Care of mothers and young children

Child welfare and ante-natal clinics are held at centres in the Ryedale Area.

In places where no clinic is held ante-natal and child welfare services are carried out by health visitors in the home.

(b) Midwifery, Health Visiting and Home Nursing

Combined duty nurses serving 16 districts are resident in the area.

(c) Ambulance Service

Ambulance stations at Malton and Kirbymoorside provide this service.

(d) Immunisation and Vaccination

Provision is made for primary vaccination against diphtheria at child welfare centres but the greater part of this service is carried out by general practitioners in their surgeries and in the home.

A scheme for the vaccination of children against poliomyelitis was introduced during the year and, in May to June 1956, 222 children were given a complete course and 50 received one dose of vaccine. The number of children who were registered for vaccination was 2009.

(e) Domestic Help Service

This service provides domestic help, at a charge dependent on the income of the household, in homes where there has been a confinement or ill-health of the mother, and to the aged and infirm.

THE UNIVERSITY OF CHICAGO
LIBRARY

1000
1000

1000
1000

1000
1000

1000
1000

1000
1000

1000
1000

1000
1000

1000
1000

1000
1000

1000
1000

1000
1000

1000
1000

1000
1000

1000
1000

SANITARY CIRCUMSTANCES

Water Supply

There is as yet no change in the system of supply and distribution of water in the district but I hope to report more favourably in next year's report when the new system of supply and distribution should be in operation.

RESULTS OF PARTIAL ANALYSIS OF WATER SUPPLY FOR 1956

Type of sample	Samples taken by Local Authority.		Samples taken by N. E. Gas Board.	
	Satis- factory	Unsatis- factory	Satis- factory	Unsatis- factory
Town supply before chlorination	5	6	5	7
Town supply after chlorination	20	-	12	-
Private supplies	8	10	-	-

The following table shows the number of dwelling houses and the population supplied by public water mains and other private sources.

Total No. of dwellings	Total Popu- lation	Supplied direct to houses		Other private sources	
		No. of houses	Population	No. of houses	Population
1457	4300	1349	3937	108	363

Refuse Disposal

Refuse is collected weekly from most of the area with the exception of Bean Sheaf, Stape etc. where a three monthly collection operates.

Disposal of refuse is by crude tipping.

Sewage Disposal

No changes have been made to the sewerage system or to the sewage disposal works since the last report and the remarks made in my reports for 1954 and 1955 still apply.

Food

Three slaughterhouses are in regular use in the district and much of the meat for local consumption is slaughtered in them.

During the year 208 visits were made to slaughterhouses and 694 lbs. of carcase meat and offal were found to be unfit for human consumption. These figures show that, in some way or another, some part of 3.3% of all the animals inspected was found to be unfit.

CARCASSES INSPECTED AND CONDEMNED

	Cattle excluding Cows	Cows	Calves	Sheep and Lambs	Pigs
Number killed	215	11	13	532	204
Number inspected	215	11	13	514	204
<u>All Diseases except Tuberculosis</u>					
(a) Whole carcase condemned	-	-	-	3	-
(b) Carcases of which some part or organ was condemned	20	1	-	-	3
(c) Percentage of the number inspected affected with disease other than tuberculosis	9.3%	9.09%	-	0.58%	1.47%
<u>Tuberculosis Only</u>					
(a) Whole carcases condemned	-	-	-	-	-
(b) Carcases of which some part or organ was condemned	2	-	-	-	3
(c) Percentage of the number inspected affected with tuberculosis	0.93%	-	-	-	1.47%

Other foodstuffs found to be unfit were :-

Meat	8 lbs. 14 ozs.	Fish	3 tins
Meat	1 tin	Fruit	5 tins
Vegetables	5 tins		

Prevention of Damage by Pests Act, 1949

Due to the prolonged illness of the rodent operator very little work of this nature was done until the latter part of the year when I arranged for another workman to take a course of instruction.

Since then this work has been carried out efficiently.

There is an increased tendency for owners of business premises and/or agricultural land to undertake their own treatments using materials purchased from the Council thus saving payment of labour costs which would otherwise be charged.

343 visits and revisits of inspection and survey were made during the year and 79 treatments were given by the Local Authority of which 13 were of a rechargeable nature.

Shops Acts 1912-- 1950

53 visits of inspection were made during the year and there were no matters which necessitated action by the Council.

Camping Sites

There are no properly established camping sites within the district.

Offensive Trades

There are three licensed knacker's yards in the district, one fellmonger and one tripe dresser and gut scraper.

20 visits of inspection were made and all the premises were found to be satisfactory.

Slaughterhouses

There are three private slaughterhouses in regular use in the district. No alterations were made during the year and although the siting of each one appears to be bad, because of the limited number of animals slaughtered no nuisances exist.

Eradication of Bed Bugs

No cases of infestation have been found.

Housing

The number of houses built during the year were as follows :-

By Local Authority	8
By Private Enterprise	6

Grants under section 20 of the Housing Act, 1949 have been made in respect of 14 dwellings during the year. Almost all of these grants have been made to owner occupiers and owners still appear to be unwilling to take advantage of the facilities for the benefit of their tenants

Of the houses inspected during the year 5 were found to be unfit for human habitation.

One has been closed under section 10, Local Government (Miscellaneous Provisions) Act, 1953 and the remaining 4 are yet to be dealt with.

Nuisances

62 inspections were made for nuisances and 37 nuisances were found to exist.

All but 2 of those nuisances were dealt with informally, the two in question being dealt with by service of statutory notices when both nuisances were abated.

Factories Act, 1937 & 1948

There are 37 factories in the district, 141 visits of inspection have been made.

One case of insufficient sanitary accommodation was found and additional accommodation has been provided.

Inspections of the District

Water supply	72	Ice cream premises	21
Drainage	43	Food preparing premises	205
Milk	11	Petroleum licences	27
Offensive trades	20	Works in progress	102
Houses let in lodgings	6	Nuisances	62
Tents, vans and sheds	4	Refuse collection	11
Factories	141	Refuse disposal	23
Public conveniences	23	Building byelaws	98
Theatres and places of public entertainment	17	Meat inspection	208
Rodent control	343	Slaughterhouses	198
Shops	53	Miscellaneous	49

