

[Report 1969] / Medical Officer of Health, Osgoldcross R.D.C.

Contributors

Osgoldcross (England). Rural District Council.

Publication/Creation

1969

Persistent URL

<https://wellcomecollection.org/works/c6ft47wy>

License and attribution

You have permission to make copies of this work under a Creative Commons, Attribution license.

This licence permits unrestricted use, distribution, and reproduction in any medium, provided the original author and source are credited. See the Legal Code for further information.

Image source should be attributed as specified in the full catalogue record. If no source is given the image should be attributed to Wellcome Collection.



Wellcome Collection
183 Euston Road
London NW1 2BE UK
T +44 (0)20 7611 8722
E library@wellcomecollection.org
<https://wellcomecollection.org>



P

RURAL DISTRICT COUNCIL
OF
OSGOLD CROSS
ANNUAL REPORT
of the
Medical Officer of Health
and the
Chief Public Health Inspector
FOR THE YEAR
1969



RURAL DISTRICT

OF

OSGOLDCROSS

ANNUAL REPORT

OF THE

MEDICAL OFFICER OF HEALTH

FOR THE YEAR

1969.

BY

J. F. FRASER

M.B., B.S., D.P.H., D.Obst., R.C.O.G.

1

THE UNIVERSITY OF CHICAGO

1900

THE UNIVERSITY OF CHICAGO

THE UNIVERSITY OF CHICAGO

1900

THE UNIVERSITY OF CHICAGO

THE UNIVERSITY OF CHICAGO

1900

1900

THE UNIVERSITY OF CHICAGO

THE UNIVERSITY OF CHICAGO

Medical Officer's Section,
Health Department,
Baghill House,
Walkergate,
Pontefract.

To the Chairman and Members of the Council.

Lady and Gentlemen,

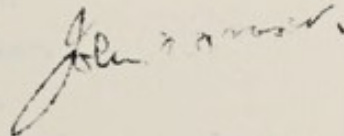
I have the honour to present, for your information and consideration, a Report on the Health and Health Services of Osgoldcross during the year 1969.

The Annual Report of the Chief Public Health Inspector, dealing with the Sanitary Circumstances of the Rural District, Housing and the Inspection and Supervision of Food Supplies, is complementary to this Report.


For your information, certain details of the personal health services administered by the County Council are included.

I am,

Your Obedient Servant,



Medical Officer of Health.



Digitized by the Internet Archive
in 2018 with funding from
Wellcome Library

<https://archive.org/details/b29939069>

OSGOLDCROSS RURAL DISTRICT
MEMBERS OF THE HEALTH COMMITTEE,
1969.

Chairman: Cr. Mrs. E. A. Sharpe.

Vice Chairman: Cr. C. Richardson.

Cr. T. S. Atkinson, J.P.

Cr. C. G. Bayston.

Cr. R. Daniel.

Cr. C. Earless.

Cr. G. England.

Cr. S. Everest-Todd.

Cr. C. Gill.

Cr. H. Green.

Cr. B. Grimshaw.

Cr. H. Henson.

Cr. M. Hutchinson.

Cr. W. Johnson.

Cr. L. Lancaster.

Cr. A. Leach.

Cr. J. F. Palmer.

Cr. H. Roberts.

Cr. K. J. Walker.

Cr. R. Walker.

Cr. R. Wilson.

MEMORANDUM FOR THE RECORD
OFFICE OF THE SECRETARY

1914

TO THE SECRETARY
FROM THE SECRETARY

- 1. The Secretary has received a letter from the Secretary of the Board of Education, dated January 1, 1914, regarding the proposed changes in the curriculum of the public schools.
- 2. The Secretary has also received a letter from the Secretary of the Board of Health, dated January 1, 1914, regarding the proposed changes in the curriculum of the public schools.
- 3. The Secretary has also received a letter from the Secretary of the Board of Agriculture, dated January 1, 1914, regarding the proposed changes in the curriculum of the public schools.
- 4. The Secretary has also received a letter from the Secretary of the Board of Commerce, dated January 1, 1914, regarding the proposed changes in the curriculum of the public schools.
- 5. The Secretary has also received a letter from the Secretary of the Board of Labor, dated January 1, 1914, regarding the proposed changes in the curriculum of the public schools.
- 6. The Secretary has also received a letter from the Secretary of the Board of Social Welfare, dated January 1, 1914, regarding the proposed changes in the curriculum of the public schools.
- 7. The Secretary has also received a letter from the Secretary of the Board of Public Safety, dated January 1, 1914, regarding the proposed changes in the curriculum of the public schools.
- 8. The Secretary has also received a letter from the Secretary of the Board of Public Health, dated January 1, 1914, regarding the proposed changes in the curriculum of the public schools.
- 9. The Secretary has also received a letter from the Secretary of the Board of Public Education, dated January 1, 1914, regarding the proposed changes in the curriculum of the public schools.
- 10. The Secretary has also received a letter from the Secretary of the Board of Public Administration, dated January 1, 1914, regarding the proposed changes in the curriculum of the public schools.

PART ONE

STATISTICS AND SOCIAL CONDITIONS.

Area of District:	33,954 Acres.
Registrar General's estimate of Population:	9,330
Number of inhabited houses at the end of 1969:	3,129
Rateable value at the end of 1969:	£607,320
Product of Penny Rate (at 31st December, 1969):	£2,396

These figures show a population decrease of 10.

VITAL STATISTICS.

(The figures in brackets are the corresponding ones for 1968).

BIRTHS.

<u>Live Births.</u>	<u>Male.</u>	<u>Female.</u>	<u>Total.</u>
Legitimate:	63 (57)	57 (51)	120 (108)
Illegitimate:	6 (6)	5 (2)	11 (8)
	<hr/> 69 (63) <hr/>	<hr/> 62 (53) <hr/>	<hr/> 131 (116) <hr/>
Crude birth rate per 1,000 estimated population:			14.0 (12.4)
Adjusted birth rate per 1,000 estimated population:			14.4 (12.8)

<u>Stillbirths.</u>	<u>Male.</u>	<u>Female.</u>	<u>Total.</u>
Legitimate:	- (1)	- (2)	- (3)
Illegitimate:	- (-)	- (-)	- (-)
	<hr/> - (1) <hr/>	<hr/> - (2) <hr/>	<hr/> - (3) <hr/>
Rate per 1,000 (live and still) births:		Nil	(25.2)
Rate per 1,000 estimated population:		Nil	(0.32)

<u>DEATHS.</u>	<u>Male.</u>	<u>Female.</u>	<u>Total.</u>
All Age Groups	52 (40)	38 (41)	90 (81)

Infants Under One Year.

	<u>Male.</u>	<u>Female.</u>	<u>Total.</u>
Legitimate:	1 (1)	- (-)	1 (1)
Illegitimate:	2 (-)	- (-)	2 (-)
	<hr/> 3 (1) <hr/>	<hr/> - (-) <hr/>	<hr/> 3 (1) <hr/>

MATERNAL DEATHS: NIL (NIL)

Death Rates.

Crude rate per 1,000 population:	9.6	(8.7)
Adjusted rate per 1,000 population:	11.7	(11.1)
All infants per 1,000 live births:	22.9	(8.6)
Legitimate infants per 1,000 legitimate live births:	8.3	(9.2)
Illegitimate infants per 1,000 illegitimate live births:	181.8	(Nil)
Maternal Deaths:	Nil	(Nil)

The number of births increased by 15 as compared with last year, and the birth rate has risen accordingly. Deaths have increased by 9 during the same period.

The principal causes of death are set out in the following Table:-

TABLE I.

Cause of Death.	M	F	Total
Enteritis and other Diarrhoeal Diseases.	1	-	1
Malignant Neoplasm, Stomach.	1	-	1
Malignant Neoplasm, Intestine.	1	-	1
Malignant Neoplasm, Larynx.	1	-	1
Malignant Neoplasm, Lung, Bronchus.	2	-	2
Malignant Neoplasm, Breast.	-	3	3
Malignant Neoplasm, Prostate.	1	-	1
Leukaemia.	-	1	1
Other Malignant Neoplasms.	2	3	5
Chronic Rheumatic Heart Disease.	2	2	4
Hypertensive Disease.	-	1	1
Ischaemic Heart Disease.	20	10	30
Other forms of Heart Disease.	4	1	5
Cerebrovascular Disease.	3	4	7
Other Diseases of Circulatory System.	-	1	1
Influenza.	-	1	1
Pneumonia.	2	3	5
Bronchitis and Emphysema.	2	3	5
Intestinal Obstruction and Hernia.	1	-	1
Cirrhosis of Liver.	-	1	1
Other Diseases of Digestive System.	1	1	2
Nephritis and Nephrosis.	1	-	1
Other Diseases, Genito-Urinary System.	-	2	2
Birth Injury, Difficult Labour, etc.	2	-	2
Motor Vehicle Accidents.	4	-	4
All Other Accidents.	1	1	2
Totals:	52	38	90

Infant Mortality.

TABLE II.

Cause of Death.		Under 1 week.	1 week - 1 month	1 month - 1 year.	Total
Cerebral Haemorrhage.	M	1	-	-	1
	F	-	-	-	-
Gastro Enteritis.	M	-	1	-	1
	F	-	-	-	-
Atelectasis.	M	1	-	-	1
	F	-	-	-	-
Totals:		2	1	-	3

Comparison of 1969 statistics with those of 1968, 1967, 1966 and 1965.

	<u>1969.</u>	<u>1968.</u>	<u>1967.</u>	<u>1966.</u>	<u>1965.</u>
Population	9,330	9,340	9,330	9,230	8,860
Live Births	131	116	147	150	161
Birth Rate	14.0	12.4	15.8	16.3	18.2
Death Rate	9.6	8.7	8.9	9.6	8.9
Infant Death Rate	22.9	8.6	20.4	6.6	43.5

COMPARISON OF OSGOLDCROSS VITAL STATISTICS WITH OTHER WEST RIDING RURAL DISTRICTS, THE WEST RIDING ADMINISTRATIVE COUNTY AND ENGLAND AND WALES.

TABLE III.

	Osgold- cross Rural District	Aggregate West Riding Rural Districts	West Riding Admin. County.	England and Wales (provisional figures).
<u>BIRTH RATE</u> (per 1,000 estimated population)				
Crude Rate:	14.0	17.2	16.9	16.3
Adjusted Rate:	14.4	16.7	17.1	*
<u>DEATH RATE</u> (per 1,000 estimated population)				
All Causes. Crude Rate:	9.6	10.0	11.6	11.9
Adjusted Rate:	11.7	12.0	12.6	*
Tuberculosis - Respiratory.	-	0.03	0.03	0.02
Tuberculosis - Other.	-	0.02	0.01	0.02
Tuberculosis - All Forms.	-	0.04	0.04	0.04
Cancer of Lung and Bronchus.	0.21	0.42	0.49	0.61
Cancer - All Forms.	1.61	1.82	2.10	2.35
Cerebrovascular Disease.	0.75	1.36	1.70	*
Circulatory Diseases excluding Cerebrovascular Disease.	4.39	3.71	4.39	10*
Respiratory Diseases.	1.18	1.41	1.69	*
Maternal Mortality (per 1,000 live and still births)	-	0.22	0.20	0.19
Perinatal Mortality.	15.3	21.7	23.7	23.4
Neonatal Mortality.	22.9	11.4	12.3	12.0
Infant Mortality.	22.9	18.1	18.3	18.1
Still Births (per 1,000 live and still births).	-	12.8	13.5	13.2

* Figures not available.

P A R T T W O

PREVALENCE OF AND CONTROL OVER INFECTIVE AND OTHER DISEASES

The following Table gives details of the incidence of notifiable diseases (other than Tuberculosis).

TABLE IV.

Disease.	Jan/ Mar.	Apr/ June	Jul/ Sept.	Oct/ Dec.	Totals	Deaths	Number of cases admitted to hospital
Scarlet Fever.	3	-	-	-	3	-	1

TUBERCULOSIS.

The following Table summarises particulars contained in the Register of Tuberculous persons.

TABLE V.

Number of Cases in Register.	Respiratory		Non-Respiratory		Total in Register.
	M	F	M	F	
At commencement of 1969.	21	21	3	5	50
Notified for the first time during 1969.	-	-	-	-	-
Inward Transfers.	-	-	-	-	-
Removed from Register.	-	1	-	-	1
Cases remaining on Register at the end of 1969.	21	20	3	5	49

There were no new cases notified during the year. There were no deaths from Tuberculosis.

The reasons for removal of cases from the Register are given in the following Table:-

TABLE VI.

Entries relating to:	Respiratory.		Non-Respiratory.		Total in Register.
	M	F	M	F	
Persons who have died.	-	1	-	-	1
Persons certified by the medical practitioner in attendance to have recovered.	-	-	-	-	-
Persons who have ceased to reside permanently in the District.	-	-	-	-	-
Totals:	-	1	-	-	1

National Assistance Act.

Section 47.

It was not found necessary to deal with any patients under the above Act.

PART III

COUNTY COUNCIL

OF THE

WEST RIDING OF YORKSHIRE

DIVISION 12

Pontefract Municipal Borough
Featherstone Urban District
Knottingley Urban District
Osgoldcross Rural District

ANNUAL REPORT

OF THE

DIVISIONAL MEDICAL OFFICER

1969

BY

J. F. FRASER

M.B., B.S., D.P.H., D.Obst., R.C.O.G.

111 111 111

111 111 111

111 111 111

111 111 111

111 111 111

111 111 111
111 111 111
111 111 111
111 111 111

111 111 111

111 111 111

111 111 111
111 111 111
111 111 111

111 111 111

111 111 111

111 111 111
111 111 111
111 111 111

Divisional Staff at 31st December, 1969.

Divisional Medical Officer.

J. F. Fraser, M.B., B.S., D.P.H., D.Obst., R.C.O.G.

Senior Departmental Medical Officer
and School Medical Officer.

S. F. Schofield, M.B., Ch.B., D.C.H., D.P.H.

School Medical Officers (part-time).

M. Mason Jones, M.B., B.S., D.P.M.

A. Vaux, M.B., B.S.

Leeds Regional Hospital Board - Visiting Staff.

Ophthalmologist.

K. K. Prasher, M.B., B.S., D.O.

Orthopaedic Surgeon.

R. W. L. Calderwood, F.R.C.S., L.R.C.P.

Oto-Rhino Laryngologist.

K. M. Mayall, M.R.C.S., L.R.C.P., M.B., B.Ch., F.R.F.P.S.

Divisional Nursing Officer.

Mrs. M. Craig.

Health Visitors and School Nurses.

Mrs. P. M. Brice.

Miss L. O. I. Day.

Miss A. Elsley.

Mrs. M. Faulkner.

Mrs. M. D. Fisher.

Miss B. N. Kennington.

Mrs. C. M. Parry.

Miss M. Reading.

Mrs. M. P. Sawyer.

Miss S. Sharpe.

Mrs. E. M. Vipurse.

Mrs. M. K. Walsh.

Assistant Health Visitor.

Mrs. L. Hudson.

Tuberculosis Health Visitor.

Mrs. E. W. Petch.

Midwives.

Mrs. K. Berry.
Miss K. Capper.
Miss E. S. Essex.
Mrs. E. Glover (Relief)
Miss C. Norton.
Mrs. J. R. Pearson.
Mrs. P. Philip.
Mrs. A. M. Randall.
Mrs. S. Whitehead.

Home Nurses.

Mrs. S. G. Cousins.
Mrs. S. Eaton.
Mrs. M. L. Etherington.
Mrs. F. Green.
Miss J. Langton.
Mrs. P. M. Long.
Mrs. V. McVeigh.
Mrs. A. Pearce.
Mrs. J. M. Pycock.
Mrs. D. Vause.

Mental Welfare Officers.

Miss M. Horsley.
Mr. G. F. G. Townend.

Speech Therapist.

Mrs. N. Hepworth.

Administrative and Clerical Staff.

Mr. W. Carver (Divisional Administrative Officer).
Mr. R. L. Smith (Senior Clerk).
Miss K. Duker.
Mrs. M. A. Hinchliffe.
Mrs. E. M. Slack (Part-time)
Miss A. Stainton.
Miss M. Taylor.
Mrs. J. M. Williamson.
Mrs. J. L. Windmill.
Mrs. J. M. E. Wood.
Mrs. M. H. Carver (Part-time).
Mrs. P. Ramsdale (Part-time).
Mrs. S. Smith (Part-time).

INTRODUCTION.

In this section is given a brief account of the services provided by the West Riding County Council as a whole, under Part III of the National Health Service Act.

VITAL STATISTICS.

Births.

The number of live births registered in the divisional area during 1969 was 1288, a decrease of 11 compared with the previous year.

The CRUDE BIRTH RATE 17.8 per thousand of the estimated population compared with 18.0 in the previous year. It was higher than the West Riding Administrative County rate of 16.9 and the England and Wales birth rate of 16.3.

Deaths.

The deaths assigned to the divisional area after correction for transfers were 663, an increase of 8 compared with 1968.

The CRUDE DEATH RATE from all causes was 9.1 per 1,000 of the estimated population. The West Riding Administrative area was 11.6 and England and Wales, 11.9.

Infant Mortality.

In 1969 the deaths of infants under one year of age numbered 29, an increase of 16 compared with 1968. The Infant Mortality was 22.5 as against 10.2 in the previous year.

Maternal Mortality.

There were no maternal deaths in the divisional area during the year.

MIDWIFERY AND MATERNITY SERVICES.

Domiciliary Midwifery.

Of the 1301 notified live births, 231 were delivered by domiciliary midwives, the private doctors being present in 9 of these cases.

Notifications.

The following notifications were received from midwives practising in the division:-

Death of mother	Nil
Death of child	Nil
Stillbirths	1
Liability to be source of infection	Nil

Medical Assistance.

Medical Aid notices sent in by Midwives during 1969 numbered 17, all of these being domiciliary.

Analgesia.

All the domiciliary midwives held the certificate in gas and air analgesia administration and were equipped with a Trilene Analgesia Machine.

Pethidine only was given in 63 cases. Trilene was administered in 28 cases and with Pethidine in 84 cases.

Ante-Natal Clinics.

One Ante-Natal Clinic, at Pontefract, functioned during the year. 70 patients attended. The total number of attendances was 298. 5 patients were examined post-natally during the year.

At the 31st December, 1969 it was decided to discontinue this clinic.

Relaxation Classes.

Relaxation classes for expectant mothers were held at Pontefract, Featherstone and Knottingley clinics.

These have continued to be fairly well attended and the number of attendances at these clinics during the year was 804.

Institutional Midwifery.

Patients from this division are admitted to either the Castleford Maternity Home or to the Southmoor Maternity Unit, Hemsworth.

During the year accommodation was provided for all applicants having their first baby, and for all those with home conditions unsuitable for a domiciliary confinement. Of the remaining applicants a high proportion were allotted beds.

Cervical Cytology.

A clinic is held each week at the Central Clinic, Trinity Street, Pontefract. Facilities for this examination are now available to all married women.

During 1969 41 sessions were held and 499 women examined.

CHILD WELFARE.

There are County owned clinics at Pontefract, Featherstone and Knottingley. A mobile caravan type clinic visits the Parishes of Whitley Bridge, Womersley, Eggborough, Brotherton, Kellington, Heck, Hensall, Monk Fryston and Fairburn in the Osgoldcross Rural District, at fortnightly intervals.

During 1969 2733 children attended at clinics and they made 17,172 attendances.

The following proprietary preparations were available at cost prices to all women attending at the Clinics:-

Ostermilk No. 2	Farex.
Trufood, humanised.	Robinson's Groats.
Cow and Gate, full cream.	Robinson's Triple Pack.
Minadex.	Robrex.
Trufood Cereal.	Robsoup.
Adexolin.	Rose Hip Syrup.
Scotts Twin Pack.	

The annual turnover of baby food, etc., is approximately £6,000.

The following were distributed free of charge:-

Ascorbic Acid.	Ferrous Fumerate Tablets.
Fersamel Syrup.	Lactation Tablets.

I wish to express my thanks to the ladies of the Voluntary Committees at the clinics for all the work they have done during the year.

Premature Babies.

During the year 90 babies weighing $5\frac{1}{2}$ lbs. or less were born in hospitals or nursing homes to mothers normally resident in the division, and 18 were born at home.

SCHOOL HEALTH SERVICE.

Medical Inspections.

Hitherto school children have been examined as a matter of routine at the following intervals:-

Entrants	5 years +
Second Age Group	7 years +
Intermediate years	10 years +
Leavers	14 years +

With effect from September, 1968 it was decided to retain as routine examinations only the first (Entrants) and the last (Leavers). In the intervening years the parents are asked to complete a Health Questionnaire and only those children thought to require examination are dealt with. This allows the School Medical Officer to give more attention to the children likely to have defects.

The re-examination of children who at previous periodical or special examination had been found to have defects was made at each school medical inspection.

During the year, 2888 children received a full medical examination. A further 2076 children who had been found to have defects at previous examinations were also examined.

General Condition of Children.

All pupils at routine medical inspections are classified as to their general condition at the time of examination, and 99.44% were classified as satisfactory and only 0.56% as unsatisfactory.

Uncleanliness.

During the year Health Visitors and School Nurses made 25,023 examinations of children in schools. Of these 268 individual children were found to be infested.

SPECIAL CLINICS.

Ophthalmic Clinics.

Dr. K. K. Prasher holds a weekly clinic at the Central Clinic, Pontefract. During the year 1408 children were examined. Of these, 511 were prescribed glasses.

Ear, Nose and Throat Clinics.

Mr. K. M. Mayall holds fortnightly sessions at the Central Clinic, Pontefract for children from this division. During the year Mr. Mayall held 25 sessions and saw 148 children. In all, the children made 322 attendances.

Orthopaedic Clinics.

Mr. R. W. L. Calderwood, Orthopaedic Surgeon, holds a monthly clinic at the Central Clinic, Pontefract, and during the year 7 sessions were held. 31 children were seen at these clinics and the total number of attendances made was 60.

Child Guidance Treatment.

A Child Guidance Clinic is held weekly at the Central Clinic, Pontefract. Children from surrounding divisional areas attended here in addition to our own. Dr. K. Maxwell held consultant sessions.

Mr. P. Atkinson, Psychologist, and Mrs. P. Y. Harris, Psychiatric Social Worker, continued to do much good work at the clinic.

Speech Therapy.

Mrs. N. Hepworth, Speech Therapist, held clinics on two half-days each week at Pontefract Central Clinic. In addition she has one session each week at the Castle Day E.S.N. School and at the Knottingley Clinic. During the year 172 sessions were held and 111 children were treated.

Handicapped Pupils.

The regular medical examination of handicapped children continued during the year and where necessary recommendations were made for placement in special schools.

Medical Examination of Teachers and Entrants to Training Colleges.

It is the duty of the School Medical Officer to examine candidates applying for entry to Training Colleges for the purpose of satisfying the College authorities of their fitness to follow a course of teacher training. During the year 77 candidates were examined and where necessary x-ray examinations arranged.

In the case of entrants to the teaching profession, 6 examinations were made.

B.C.G. Vaccination against Tuberculosis.

Vaccination against Tuberculosis is offered for the first time to all children in the year of their 13th birthday. With the consent of the parents, a test is performed to see if the child has already encountered the germ of Tuberculosis. If it has done so, no further action is taken as it is assumed that the child is acquiring a natural immunity. If, however, the test indicates that the child has not encountered tubercle bacillus, then vaccination is carried out.

The age of 13 years has been chosen because at this age the natural resistance to the disease tends to drop and it is hoped to confer protection during the years of increased risk.

In addition, vaccination is offered each year to those pupils over the age of 13 years who have previously been absent or whose parents have not consented. Each child has, therefore, a continuing opportunity to be vaccinated before leaving school.

<u>No. of consent forms issued.</u>	<u>No. of affirmative consent forms received.</u>	<u>Mantoux Test.</u>	<u>Mantoux Negative.</u>	<u>Mantoux Positive.</u>
1754	1297	1249	1123	126

Not Ascertained.

B.C.G. Vaccination.

- 1123

HEALTH VISITING.

During the year the following people were visited:-

No. of children under one year of age	1281
No. of children aged one year & under 2 years	1380
No. of children aged 2 years & under 5 years	2911
Persons aged 65 or over (excluding domestic held service visits)	764
Total number of cases visited	8187

HOME NURSING.

During the year 27,576 visits were paid by home nurses compared with 25,211 in the previous year.

The number of cases attended and visits made are shown below:-

Classification.	No. of cases attended by Home Nurses during year.	No. of visits paid by Home Nurses during the year.
(1) Medical	970	21335
(2) Surgical	432	5357
(3) Infectious Diseases	29	236
(4) Tuberculosis	7	212
(5) Maternal Complications	35	262
(6) Other	20	174
TOTALS:	1493	27576
Patients included in above who were aged 65 or over at the time of the first visit during the year.	667	18346
Children included in above who were under 5 years of age at the time of the first visit during the year.	127	455
Patients included in above who have had more than 24 visits during the year.	252	18702

CHIROPODY SERVICE.

A free chiropody service is provided for the following categories of patient:

- (a) Expectant Mothers.
- (b) Persons of Pensionable age. (i.e. Males over 65 yrs,
Females over 60 yrs.)
- (c) Handicapped Persons.

Clinics are held at the Pontefract, Featherstone and Knottingley Clinics. Patients who are unable, on health grounds, to attend the clinics, are treated in their homes.

In 1969 701 patients were treated at the Clinics, and made 2651 attendances. 498 patients were treated at home and 2018 treatments given.

HOME HELP SERVICE.

The Home Help Service is provided under the National Health Service Act, 1946. Section 29 of the Act stipulates the class of case for which provision of a Home Help can be made. These are as follows:-

- (a) Ill
- (b) Lying-in
- (c) Aged
- (d) Expectant Mother
- (e) Mental Defective
- (f) A child not over compulsory school age.

Before a Home Help can be provided, a form of application must be signed by the head of the household on which he undertakes either to pay the whole cost of the service or to give a statement of his income and agree to pay the assessed charge according to the County Council scheme.

Under no circumstances can a Home Help be used as a sitter-in, and the amount of assistance which a patient is granted is related strictly to the amount of domestic work which is required to be done.

The authorised establishment of Home Helps in this Division at 31st December, 1969 was 48.

Authorised Divisional Establishment.

(i)	Basic	48
(ii)	From Reserve	5.5
(iii)	Total	53.5

No. of Domestic Helps employed at 31st December, 1969.

(i)	Whole-time	-
(ii)	Part-time	73
(iii)	Total	73

Cases provided with domestic help during the year ended 31st December, 1969.

	<u>No. of cases.</u>	<u>Hours Employed.</u>
<u>Under 65.</u>		
(i) Maternity (including expectant mothers)	11	378 $\frac{3}{4}$
(ii) Chronic Sick and Tuberculous	93	2,085
(iii) Others	17	546 $\frac{1}{2}$
<u>Over 65.</u>	604	99,635 $\frac{3}{4}$
	<u>725</u>	<u>102,646</u>

Number of Home Helps that could have been employed full-time = 54.5

MENTAL HEALTH.

Much good work in this field was carried out during the year by the two Mental Welfare Officers working in the Division.

MEDICAL EXAMINATION OF STAFF.

In 1969, 39 examinations were made of staff in connection with superannuation.

VACCINATION AND IMMUNISATION.

During 1969 the following number of children were immunised against the diseases listed:

Disease.	Year of birth.					Others under age 16	Total
	1969	1968	1967	1966	1962-1965		
Diphtheria.	19	711	47	8	15	2	802
Whooping Cough.	19	707	46	5	7	-	784
Tetanus.	19	709	47	8	14	6	803
Polio.	18	712	53	15	19	2	819

VACCINATION AGAINST SMALLPOX.

During 1969 463 primary vaccinations against Smallpox were carried out.

THE CHILD NEGLECTED IN ITS OWN HOME.

Meetings of the Co-ordinating Committee for the care of the child neglected in its own home were held.

These meetings, attended by representatives of the Health, Welfare, Education and Children's Departments of the County Council, the Health and Housing Departments of the County District Councils, together with the Probation Officer, N.S.P.C.C. Inspector and National Assistance Board Officer, were helpful in providing an interchange of information and a co-ordinated approach to the individual case.

... ..

(A)
 (B)
 (C)
 (D)
 (E)

... ..

... ..

... ..

...
	
...
...
...
...
...
...
...
...

... ..

... ..

... ..

THE
RURAL DISTRICT COUNCIL

OF
OSGOLD CROSS

--- oOo ---

ANNUAL REPORT

OF THE

PUBLIC HEALTH INSPECTOR

FOR THE YEAR

1969

--- oOo ---

BY

D. E. PARRINGTON, A.M.I.P.H.E., M.R.S.H., M.A.P.H.I.,

FOOD INSPECTOR,
SMOKE INSPECTOR,
PUBLIC HEALTH ENGINEER,

PUBLIC HEALTH DEPARTMENT,
TANSHELF HOUSE,
40, FRONT STREET,
PONTEFRACT,
YORKSHIRE.

CONTENTS

	<u>PAGE</u>
<u>PREFACE</u>	1
<u>SECTION A</u>	
<u>ENVIRONMENTAL HYGIENE</u>	
(1) Water Supplies	3
(2) Sanitary Accommodation	5
(3) Sewerage and Sewage Disposal	6
(4) Refuse Collection	8
(5) Refuse Disposal	9
(6) Refuse Storage	10
(7) Moveable Dwellings	10
(8) Control of Dirty and Verminous Premises	11
(9) Factories	11
(10) Safety in Buildings	11
(11) Offices, Shops & Railway Premises	11
(12) Animal Boarding Establishments	11
(13) Pestology	12
(14) Infectious Diseases	12
(15) Noise Control	12
(16) Rodent Control	12
(17) Atmospheric Pollution	14
<u>SECTION B</u>	
<u>HOUSING</u>	
(1) General Conditions	18
(2) Housing Statistics	19
(3) Overcrowding	20
(4) Common Lodging Houses	20
(5) Clearance of Unfit Houses	20
(6) Repair of Unfit Houses	20
(7) Improvement of Existing Houses	20
(8) New Houses	20
<u>SECTION C</u>	
<u>FOOD HYGIENE</u>	
(1) Meat Supply	22
(2) Slaughtering Facilities	22
(3) Poultry Inspections	23
(4) Milk	23
(5) Details of Sampling by W.R.C.C.	24
(6) Ice Cream	24
(7) Food Premises	24
(8) Food Hygiene	25
<u>APPENDIX</u>	
<u>STATISTICAL TABLES</u>	
(1) Summary of Inspections and visits	26
(2) Summary of Notices Served	27
(3) Works of Improvement carried out	27
<u>ANNEX</u>	
<u>PREScribed PARTICULARS ON THE ADMINISTRATION OF THE</u> <u>FACTORIES ACT, 1961</u>	28
<u>PREScribed PARTICULARS ON THE ADMINISTRATION OF THE</u> <u>OFFICES, SHOPS AND RAILWAY PREMISES ACT, 1963</u>	31

RURAL DISTRICT COUNCIL OF OSGOLDCROSS

ANNUAL REPORT

OF THE PUBLIC HEALTH INSPECTOR, 1969

TO THE CHAIRMAN AND MEMBERS OF THE COUNCIL,

Mr. Chairman, Mrs. Sharpe and Gentlemen,

I have much pleasure in presenting to you my sixteenth Annual Report on the state of Environmental Health in the Rural District which relates facts and gives comments on the various activities of the department, together with the associated services, during the year 1969.

The four principal sections deal with Environmental matters, Housing, Food Hygiene and Statistics and the report concludes with the Annex of Prescribed Particulars required by the appropriate government departments.

The year was disappointing in that the anticipated completion of the long awaited combined sewage scheme at Byram did not materialise, neither did the intended building of dwellings for the aged at Eggborough but the full implications of the huge Ash Disposal site for the Ferrybridge and Eggborough Power Stations became very apparent.

On the other hand, the occupants of those villages where sewage schemes have been completed recently began to feel the real benefit of progress and now with a more than adequate water supply available and a weekly collection of refuse, the situation is vastly different to what it was only a few years ago. With other schemes for sewerage and housing in the pipeline, the future holds forth considerable promise for the improvement and welfare of the district.

Although in mid-year that masterpiece of theoretical thinking, "The Maude Report", made its impact on local government and particularly its proposal to abolish any type of Rural administration, one wonders why people still flock to live in rural areas and are happy to be there if the administration and services provided are so bad as to warrant the annihilation of these authorities. Surely the answer is that people who come in are far from dissatisfied, otherwise the trend would not continue and the wishes of the people matter.


The major statute passed during the year which affected the work of the department most was the new Housing Act. This more than ever emphasised the economic necessity of saving and improving existing houses and the changes it makes in the standard of fitness, although minor, are welcome.

Pollution of the environment in some way or other gives rise for concern to us all but with a little thought and trouble many simple things could be done to prevent unpleasant happenings. For example, the trailing and spilling of ash on to the road from vehicles leaving the Brotherton Ings or the desecration of the countryside by those thoughtless individuals who deposit their loads of unwanted rubbish in the hedgerows need never happen, how often do many people suffer by the indiscretions of the few.

With an increasing number of current problems having priority, insufficient time has been available for the many routine inspections which are so important if present standards are to be maintained so once again regretfully, much work has been left in abeyance.

In conclusion, I should like to thank all in this department for their valuable support, also the heads and staffs of other departments Members of the Council, both individually and collectively and the Fire Prevention Officers of the County Fire Service, for their help and co-operation during the year.

Yours respectfully,

D. E. Parington.

Public Health Inspector.

Public Health Department,
Tanshelf House,
40, Front Street,
PONTEFRAC, T,
Yorkshire.

SECTION A.

ENVIRONMENTAL
HYGIENE

SECTION A

REVIEWED BY

REVIEWED

WATER SUPPLIES

The Pontefract, Goole and Selby Water Board supply all the water to the Rural District and three of their boreholes, at Kellington, Hensall and Heck, are situate in the Rural District.

The Board have been actively engaged in augmenting and improving all supplies during the last few years in order to cope with the ever increasing demand for water and have achieved this by a comprehensive scheme of new boreholes, service reservoirs, trunk mains and link mains.

Now that the booster station at Roall is completed, many problems have been resolved and there is a more than adequate supply of wholesome water throughout the district with a duplicate supply available to most villages. The doubtful supply at Darrington has been dispensed with altogether.

The Board can be commended for the manner in which they have resolved such a difficult and complex problem.

BACTERIOLOGICAL CLASSIFICATION OF WATER SAMPLES

SOURCE OF RAW WATER	NUMBER OF SAMPLES FALLING INTO EACH CLASS				TOTAL SAMPLES TAKEN
	Class 1	Class 2	Class 3	Class 4	
Pontefract, Goole and Selby Water Board	21	-	1	-	22
Private	3	-	-	5	8
TOTAL	24	-	1	5	30

Class 1 - Highly satisfactory

Class 2 - Satisfactory

Class 3 - Suspicious

Class 4 - Unsatisfactory

COMPARISON OF WATERS WITH PRESCRIBED STANDARD

PERCENTAGE OF SAMPLES IN CLASS	PRESCRIBED STANDARD	SOURCES OF SUPPLY	
		PONTEFRACT, GOOLE & SELBY WATER BOARD	PRIVATE
1	Not less than 50%	95%	37%
1 & 2	Not less than 80%	95%	37%
3	Not more than 20%	5%	0%
4	0%	0%	63%

The above tables show that the water supply of the district was generally satisfactory. The one unsatisfactory sample in Class 3 was probably due to the difficulty in obtaining the complete sterilisation of a pipe from where the sample was taken. All those in Class 5 relate to a series of samples taken to trace the contamination of a private supply. When the source of this contamination had been eliminated and the system sterilised the supply became satisfactory again.

WATER SUPPLIES , continued

TABLE SHOWING THE NUMBER OF DWELLING HOUSES
SUPPLIED FROM

PARISH	TOTAL HOUSES	PUBLIC WATER MAINS		SOURCES OTHER THAN PUBLIC WATER MAINS	
		Piped Direct to Houses	By means of Stand Pipes	Piped Direct to Houses	Non- piped Supply
BALNE	79	79	-	-	-
BEAL	217	212	-	5	-
BIRKIN	41	41	-	-	-
BROTHERTON	196	196	-	-	-
BYRAM	370	370	-	-	-
BURTON SALMON	79	79	-	-	-
CRIDLING STUBBS	52	49	-	3	-
DARRINGTON	351	351	-	-	-
EAST HARDWICK	69	69	-	-	-
EGGBOROUGH	450	440	-	9	1
FAIRBURN	239	239	-	-	-
HECK	52	52	-	-	-
HENSALL	122	122	-	-	-
HILLAM	133	132	-	1	-
KELLINGTON	211	211	-	-	-
MONK FRYSTON	195	190	-	5	-
STAPLETON	26	16	-	10	-
WHITLEY	137	136	-	1	-
WOMERSLEY	110	108	-	2	-
TOTAL	3129	3092	-	36	1

TABLE SHOWING THE NUMBER OF THE POPULATION
SUPPLIED FROM

PARISH	TOTAL HOUSES	PUBLIC WATER MAINS		SOURCES OTHER THAN PUBLIC WATER MAINS	
		Piped Direct to Houses	By means of Stand Pipes	Piped Direct to Houses	Non- piped Supply
BALNE	219	219	-	-	-
BEAL	667	652	-	15	-
BIRKIN	130	130	-	-	-
BROTHERTON	619	619	-	-	-
BYRAM	1188	1188	-	-	-
BURTON SALMON	231	231	-	-	-
CRIDLING STUBBS	155	146	-	9	-
DARRINGTON	1046	1046	-	-	-
EAST HARDWICK	200	200	-	-	-
EGGBOROUGH	1277	1247	-	27	3
FAIRBURN	701	701	-	-	-
HECK	155	155	-	-	-
HENSALL	350	350	-	-	-
HILLAM	396	393	-	3	-
KELLINGTON	629	629	-	-	-
MONK FRYSTON	561	546	-	15	-
STAPLETON	70	40	-	30	-
WHITLEY	408	405	-	3	-
WOMERSLEY	328	322	-	6	-
TOTAL	9330	9219	-	108	3

WATER SUPPLIES, continued

The odd complaint received was generally in relation to the colour of the water rather than the quality and this usually followed a breakdown due to a fractured main or similar reason. Although these irregularities were of a temporary nature only, they could be disturbing for consumers but the bacteriological quality of the water was not affected.

SANITARY ACCOMMODATION

The modernisation and improvement of existing houses, together with the construction of new dwellings and the demolition or closing of unfit houses brought about a decrease in the number of dwellings without water-borne sanitation.

The delay in the completion or implementation of certain sewage schemes curtailed the improvement of some older houses including those at Burton Salmon and Womersley purchased by the Council from British Rail.

As this task of conversion is a priority requirement and should follow the provision of sewerage facilities wherever possible without delay, no doubt these improvements will be carried out at the first opportunity.

Nevertheless, the number of middens or ashpits in use almost halved and there was a further 14% reduction in the number of pail closets. It means over 90% of dwellings in the area have water-borne sanitation.

Whilst properties are being improved generally, the number of applications for conversion grants will remain fairly low and probably will continue to do so.

APPLICATIONS FOR CONVERSION GRANT	2
GRANTS PAID	-
PENDING COMPLETION OF WORK	2

TABLE SHOWING PAROCHIAL DISPOSITION OF SANITARY ACCOMMODATION

PARISH	PRIVIES	PAILS	W.C.'s	TOTAL
BAINE	-	33	50	83
BEAL	-	4	269	273
BIRKIN	-	4	37	41
BROTHERTON	-	-	213	213
BYRAM-CUM-SUTTON	-	3	369	372
BURTON SALMON	2	28	60	90
CRIDLING STUBBS	1	3	50	54
DARRINGTON	-	2	373	375
EAST HARDWICK	3	12	60	75
EGGBOROUGH	-	20	527	547
FAIRBURN	6	22	219	247
HECK	-	21	36	57
HENSALL	2	41	87	130
HILLAM	3	13	118	134
KELLINGTON	1	19	195	215
MONK FRYSTON	1	23	183	207
STAPLETON	-	3	23	26
WHITLEY	-	20	123	143
WOMERSLEY	4	16	97	117
TOTAL	23	287	3089	3399

SANITARY ACCOMMODATION, continued

TABLE SHOWING TOTAL SANITARY ACCOMMODATION FOR ALL PREMISES.

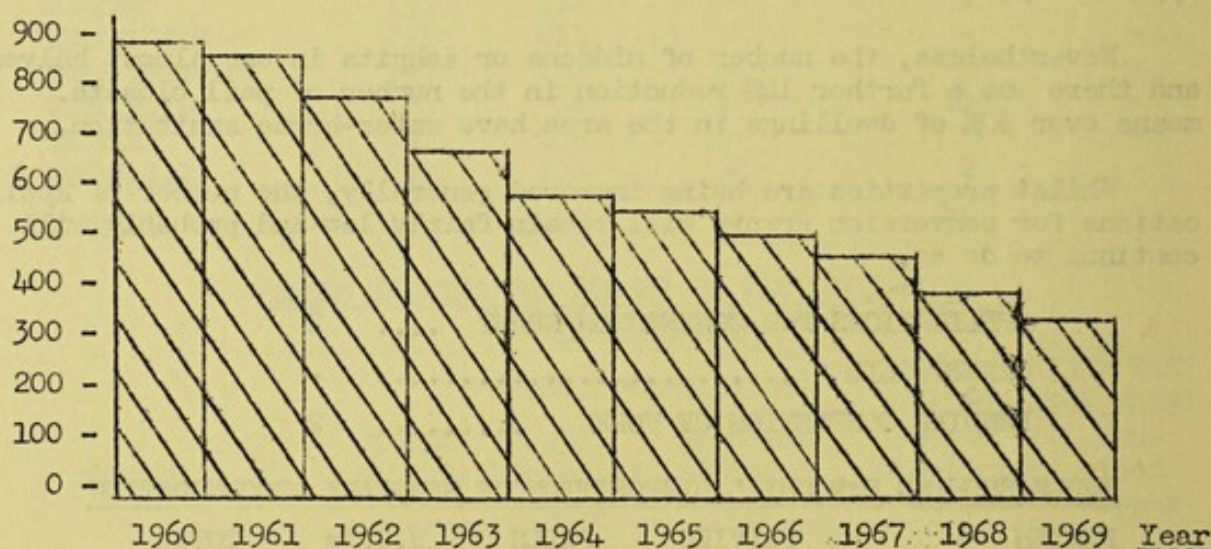
Number of Privies with middens or ashpits	23
Number of Pail or tub closets	287
Number of waste-water closets	-
Number of pedestal Water Closets	3089
	<u>3399</u>
Percentage on water carriage system	90.9%

ALTERATIONS AND ADDITIONS MADE DURING THE YEAR

Number of privies reconstructed as W.C's	6
Number of privies reconstructed as pails	1
Number of pails reconstructed as W.C's	4
Number of W.C's constructed for new houses ..	42

TABLE SHOWING DECLINE IN NUMBER OF PREMISES
HAVING NON-WATER BORNE SANITATION

Units



SEWERAGE AND SEWAGE DISPOSAL

Although good progress was made in the construction of the joint Sewage Works at Byram for the parishes of Byram, Brotherton and Fairburn and for Pontefract Borough and Knottingley Urban District Council, the fact of its non-completion was disappointing. As a result, a rather serious drainage problem occurred on a private housing estate off Sutton Lane, Byram because it was expected that all the houses would be connected to sewers by the end of the year. Although the position was slightly alleviated, the only answer to this problem was main drainage as soon as possible.

However, the revised and improved sewerage scheme for the three parishes, including the laying of new sewers to serve properties not previously connected and the erection of new pumping stations and pressure mains, is almost completed but the house connections cannot be made until the works are ready to accept the flow.

The final phase of the Burton Salmon scheme commenced during the year and progress was good, completion being expected early next year.

SEWERAGE AND SEWAGE DISPOSAL, continued

TABLE SHOWING DIFFERENT METHODS OF SEWAGE DISPOSAL, COMPARING
LOCAL AUTHORITY HOUSES WITH OTHERS

NUMBER OF HOUSES CONNECTED TO PUBLIC SEWERS		TOTAL	
Local Authority Houses at:			
Broad Lane, Beal	4		
Craven Garth, Beal	12		
Gables Close, Beal	10		
Hollygarth Lane, Beal	4		
Riverdale, Beal	19		
Sudforth Lane, Beal	10		
Belmont, Brotherton	20		
Foxcliff, Brotherton	50		
Marsh Croft, Brotherton	22		
Marsh Houses, Brotherton	2		
Croft Lea, Cridling Stubbs	20		
Sotheron Croft, Darrington	30		
Northleigh, East Hardwick	12		
Graysfield, Eggborough	8		
Greenacres, Eggborough	48		
Selby Road, Eggborough	20		
Westfields, Eggborough	121		
Ash Lea, Fairburn	32		
North Road, Fairburn	10		
Ashfield, Hiliam	6		
Church Lane, Monk Fryston	12		
Mill Close, Monk Fryston	56		
Cathcart Close, Whitley	24		
Whitefield Lane, Whitley	10	562	
Private Houses	1205	1767	(56.5%)
NUMBER OF HOUSES CONNECTED TO SMALL SEWAGE DISPOSAL PLANTS			
Local Authority Houses at:			
Highgate, Dalne	8		
Lowgate, Dalne	4		
Roe Lane, Birkin	6		
Top Stone Close, Burton Salmon ..	18		
East Acres, Byram-cum-Sutton	40		
Byram Park Road, Byram	67		
West Acres, Byram-cum-Sutton	116		
Woodlea, Byram-cum-Sutton	30		
Dene Close, Eggborough	28		
Top Fold, Fairburn	18		
Barrington Garth, Kellington	8		
Manor Garth, Kellington	112		
Station Road, Womersley	24	479	
Private Houses	13	492	(15.7%)
NUMBER OF HOUSES CONNECTED TO CESSPOOLS OR SEPTIC TANKS			
Local Authority Houses at:			
Fairfield, Fairburn	45		
Church Row, Whitley	7		
Northfield Lane, Womersley	12	64	
Private Houses	508	572	(18.3%)
NUMBER OF HOUSES WITHOUT WATER-BORNE SANITATION			
Local Authority Houses at:			
Railway Cottages, Burton Salmon ..	4		
Station Cottages, Womersley	4	8	
Private Houses	290	298	(9.5%)
TOTAL NUMBER OF HOUSES IN DISTRICT		3129	

SEWERAGE AND SEWAGE DISPOSAL, continued

In addition, the Heck, Hensall and Kellington joint scheme with its associated extension to the Eggborough works was approved in principle by the Minister, leaving outstanding only the scheme for Darrington and Womersley. When this one is implemented it will complete the main drainage programme for the whole of the rural area.

As previously reported, the sole place where the contents of the cesspool emptier can be deposited, is the tip at Beal. This presents a serious public health problem and there is a potential risk to the public and although facilities are proposed at the aforementioned extension to the Eggborough works and at the new works at Womersley, the delay in the implementation of these schemes is causing some trouble and the consequences of an indefinite delay could be serious.

REFUSE COLLECTION

Since the weekly collection was established, complaints relating to the service have diminished to a few but the problem of maintaining a reliable labour force has increased and in fact it was only possible to continue the service during the holiday period by the help of students.

TABLE SHOWING COLLECTIONS MADE FROM EACH PARISH

PARISH	BINS	PAIS	ASHPITS	PRIVIES
BALNE	88	33	-	-
BEAL	248	4	-	-
BIRKIN	55	4	-	-
BROTHERTON	234	-	-	-
BURTON SALMON	91	28	-	2
BYRAM-CUM-SUTTON	413	3	-	-
CRIDLING STUBBS	55	3	1	1
DARRINGTON	474	2	-	-
EAST HARDWICK	75	12	-	3
EGGBOROUGH	474	20	-	-
FAIRBURN	256	22	-	6
HECK	59	21	-	-
HENSALL	134	41	-	2
HILLAM	140	13	-	3
KELLINGTON	221	19	-	1
MONK FRYSTON	232	23	-	1
STAPLETON	29	3	-	-
WHITLEY	159	20	-	-
WOMERSLEY	101	16	-	4
TOTAL	3538	287	1	23

REFUSE COLLECTION, continued

The changing character of refuse with its consequential increase in bulky combustible material makes it not only difficult to deal with but causes the premature filling of the vehicles, so some form of compression is a necessity.

Householders could assist in reducing this undue bulk by flattening cartons and packets and help to increase the efficiency of the service.

The following table gives the sum total number of receptacles dealt with during the year:-

DUSTBINS	183,976
PRIVY MIDDENS	149
ASHPITS	7
PAIL CLOSETS	14,924

On the recent extension to the Greenacres estate at Eggborough, where the modern layout gives rise to the roadways being further away from the dwellings, a paper sack scheme was introduced. This has worked with the minimum of difficulty and apart from the improved hygiene, there is a good saving of time.

The number of cars abandoned on the highway diminished again this year but the piles of rubbish dumped in the hedgerows and on the grass verges of the countryside, tended to be on the increase.

This despicable practice of littering the countryside is all the more inexcusable when, like this Council, most authorities offer facilities for the collection or disposal of unwanted bulky items or trade wastes, either free of charge or for a very modest fee. Every endeavour must be made to eliminate this practice by a strict observance of the Civic Amenities Act.

REFUSE DISPOSAL

Three tips strategically situated throughout the district provide adequate disposal facilities. An extension of the tipping area at one site has recently been granted, greatly increasing the area available for this purpose.

Byram tip has been a continual source of trouble with the frequency by which it has been deliberately set on fire by vagrants in search of scrap. Too much time and money has had to be expended in dealing with these outbreaks. Also at this tip a fly nuisance proved quite difficult to deal with due to the apparent immunity of the insects to the usual insecticide.

All levelling and straightening of the tipping areas, the spreading of covering material and the pushing forward of the tip faces to extinguish tip fires is all done by the hiring of a tracked machine. Although not having direct control of the vehicle at all times is not the ideal way of coping with these problems, it is nevertheless practical, economical and has proved quite satisfactory so far.

REFUSE DISPOSAL, continued

<u>TABLE SHOWING NUMBER OF LOADS AT EACH TIP</u>		<u>LOADS</u>
<u>TIPS</u>		
Beal		649
Stapleton		201
Byram		<u>481</u>
TOTAL		<u>1331</u>

The number of loads to the tips has only remained the same despite the increase in bulk by a second vehicle with the added facility of compression coming into service partway through the year.

These days, with little ash or solid material in the refuse, the surface of the tips becomes very spongy, necessitating the import of hard, inert covering material to form a hard crust for the vehicles to run on in safety. This is expensive but there is no suitable alternative to this method as it is absolutely essential to travel on a firm surface.

REFUSE STORAGE

The number of receptacles in use at the end of the year was as follows:-

DUSTBINS	3410
PRIVY MILDENS	23
DRY ASHPITS	1
PAILS	287
PAPER SACK HOLDERS	128

TRANSPORT

The Council operate two up to date S. & D. Freighters of the fore and aft tipping type, both fitted with power presses inside the vehicle for consolidation. One vehicle has been in use for just over two years the other vehicle was brought into commission in the middle of the year. As mentioned earlier, the additional compression facility has saved on journeys to the tip.

MOVEABLE DWELLINGS

The total number of moveable dwellings on licensed and exempted sites are as follows:-

	TOTAL SITES	NO. ON SITES
Permanent sites licensed	2	32
Exempted sites	1	2
Other individual sites with limited planning permission	6	22

Only a few minor infringements arose during the year, these were dealt with on an informal basis with satisfactory results.

The number of people dwelling on the sites remained almost the same.

Some itinerants or travellers staged in the area during 1969, mainly at harvesting times. However, nowadays there is less call for this type of worker and these few itinerants do not really amount to a serious problem.

CONTROL OF DIRTY AND VERMINOUS PREMISES

Fortunately only a few houses fall under this heading and they are occupied by problem families.

Disinfestation was carried out where necessary and there was not any reinfestation.

Despite the efforts made by the combined sections of the welfare services to ameliorate this position, the few problem families seem to persist and any set solution does not seem possible. Perhaps more progress could be made by family service units.

FACTORIES

The few factories in the district are small and do not pose many difficulties.

All statistics in respect of factory inspections are to be found at the end of the report.

SAFETY IN BUILDINGS

A preliminary survey of licensed residential hotels and other buildings relating to the provisions of section 60 of the Public Health Act, 1936 - Means of Escape in Case of Fire from certain high buildings - was undertaken.

As a result of the findings, the advice and co-operation of the County's Fire Prevention Service was sought.

Joint inspections were made at four establishments and detailed reports were prepared for each. Although only one of these fell within the terms of the section the management of the other three were strongly advised to consider the recommendations suggested in the interests of safety.

In the one case, a detailed notice was given to the owners who fully co-operated and are now actively engaged in implementing the recommendations.

OFFICES, SHOPS AND RAILWAY PREMISES ACT, 1963

There was only a slight variation in the total number of premises registered with this Authority from last year and as far as can be ascertained, this figure represents 100% registration.

As previously stated, inspections of the smaller type of premises usually found in the rural area, principally reveal minor infringements only due to lapses on the part of the small businessman finding it difficult to keep au fait with the multiplicity of laws and regulations affecting his business and which to him seem to be increasing in volume and complexity year by year.

The first accident recorded under the terms of this Act was reported during 1969.

ANIMAL BOARDING ESTABLISHMENTS

One such establishment is situate within the administrative area of this authority and is registered for a maximum of 49 dogs and 8 cats. The premises are somewhat isolated and nearly ideal for this purpose. They are quite well run, entirely conforming to the Council's detailed requirements for such premises.

PESTOLOGY

Ants and wasps continued to give rise to most complaints and there was a persistent infestation of cockroaches in one area.

The refuse tips were given general treatments against crawling and flying insects at intervals during the summer season and the tip at Byram, which seems prone to fly infection was given regular treatments but a problem occurred here when it became apparent that the insects were immune to the insecticide generally used.

Every load of refuse brings with it thousands of eggs and larvae which have been laid or developed in individual dust bins and to try and cut down the adult fly emerging on the tip, it is essential to treat each load as it is deposited into the refuse vehicle.

Preventative measures can simply be taken by ensuring dustbin lids are well fitting at all times.

56 disinfestations were carried out at various premises for the following insects:-

Blatta Orientalis	...	(Cockroaches)	1
Bryobia Praetiosa	...	(Clover Mite)	4
Lasius Niger	(Ants)	32
Musca Domestica	(House Flies)	12
Pulex Irritans	(Fleas)	1
Vespa Vulgaris	(Wasps)	6

INFECTIOUS DISEASES

Most cases of infectious diseases were investigated and advice given on precautions to be taken to prevent the spread of infection. The requests for terminal disinfection are now few and far between.

NOISE CONTROL

The most serious complaint arose from the drying of grain in a barn by means of a portable dryer stationed in the open air near residential property. Fortunately this was only a temporary arrangement and only used in normal working hours. When the complainants took the simple steps of shutting doors and windows in direct line with the source of the noise a considerable improvement was brought about.

RODENT CONTROL

The Council provides a free service to dwellings and operates a contract service for industrial and agricultural premises either on a yearly or single treatment basis. To succeed in work of this nature, the wholehearted support and co-operation of all occupiers of premises adjacent to an infestation is essential, so simultaneous treatments may be carried out to achieve maximum efficiency.

Treatments at the Council's own premises and the many open dykes which receive foul drainage take up a good deal of the operator's time but as more village sewerage schemes are completed, the difficult problem of eradication in these open dykes diminishes.

The treatment of sewers continues with success by the use of flour-acetamide which is both effective and time saving. The use of alpha-chlorose has been very effective against the mouse.

RODENT CONTROL, continued

The following places were regularly surveyed or treated during the year:

TIPS

Beal	Stapleton	Byram
------	-----------	-------

SEWAGE WORKS

Brotherton	Hillam	Cridling Stubbs
Byram (Sutton)		Darrington
Beal		Eggborough

HOUSING ESTATE WORKS AND ASSOCIATED SEWERAGE SYSTEMS

Birkin (Roe Lane)	Fairburn (Fairfield)
Burton Salmon (Top Stone Close)	Kellington (Manor Garth)
Eggborough (Dene Close)	Womersley (Station Road)

SEWERAGE SYSTEMS

Brotherton	Byram(part)	Cridling Stubbs
Darrington	East Hardwick	Eggborough
Fairburn	Hillam	Monk Fryston
Wentbridge		Whitley

OLD VILLAGE SEWERS

Burton Salmon	Heck	Hensall
Kellington		Womersley

OPEN DYKES SITUATE OR NAMED AS FOLLOWS

BALNE	- Highgate
BEAL	- Sudforth Lane - Scholeys - Metcalfe -
	Goddard - Beal Houses - Snowdon Pond -
	Baxters - Brears - Jacksons - Poskitts -
	Cunningtons.
BIRKIN	- Main dyke
BROTHERTON	- Marsh Drain
BYRAM	- Sutton Lane - Poole.
BURTON SALMON	- Main dyke
CRIDLING STUBBS	- Main dyke (part)
DARRINGTON	- Main dyke
EAST HARDWICK	- Main dyke
FAIRBURN	- New Row
HECK	- Main dyke
HENSALL	- Britannia - Weeland Road
HILLAM	- Ben dyke
KELLINGTON	- Longbottom - Post Office
MONK FRYSTON	- Common dyke
WHITLEY	- Maltkiln - Croysdale -
	Normanton Cottages - Huddlestone -
	Chapel - Dixon - Blenheim -
	Silver Street.
WOMERSLEY	- Station Road.

RODENT CONTROL, continued

The table appended below sets out the incidence of infestations and the control measures taken:

SYNOPSIS OF WORK
FOR THE YEAR ENDED 31ST DECEMBER, 1969

	TYPE OF PROPERTY	
	Non Agricultural	Agricultural
<u>PROPERTIES OTHER THAN SEWERS</u>		
(1) Number of properties in district	3305	328
(2) (a) Total number of properties (including nearby premises) inspected following notification	363	184
(b) Number infested by:		
(i) Rats	315	180
(ii) Mice	48	4
(3) (a) Total number of properties inspected for rats and/or mice for reasons other than notification	169	111
(b) Number infested by:		
(i) Rats	49	70
(ii) Mice	1	2
<u>SEWERS</u>		
(4) Sewers infested by rats during the year were treated.		

The troublesome infestations of lay-byes on main roads in open country were caused by travellers carelessly leaving scraps of food around with a complete lack of thought to the possibility of attracting rats. Large infestations are built up in this way and the nuisance often spreads to adjacent hedgerows before infestations are noticed and much damage can be done before remedial measures can be taken.

Refuse tip treatments are always hindered by the constant disturbance of the tip face and as zinc phosphide and arseneous oxide are the only acute poisons available for this work it is fortunate that there does not seem to be evidence of resistance to anti-coagulants in this area.

There have been many requests for the eradication of all types of other pests which have to be refused in most cases, however, a large successful clearance of moles took place at one of the sewage works sites.

The Council was represented on the West Riding Committee for Pest Control which meets under the auspices of the Ministry of Agriculture, Fisheries and Food to give guidance to local authorities throughout the Riding on the eradication of rodents, insects and other pests.

ATMOSPHERIC POLLUTION

The few industrial plants in the Rural District are modern and well equipped and have not given rise to any difficulties from these sources.

ATMOSPHERIC POLLUTION, continued

The low level pollution of the atmosphere from domestic premises where bituminous coal is burned is quite concentrated locally even though there are only small groups of domestic premises in the rural area. In days of adverse temperature conditions such pollution can be quite troublesome.

At Eggborough, on the newer section of the Council's Greenacres estate, there is a condition of tenancy that only smokeless fuels be used with the room heaters provided. One hopes this policy will be continued on all future housing development. This reduction of pollution may seem quite small but any reduction is an improvement and sets a visible example to other owners as to what can be achieved.

The most serious setback to smoke control since the Clean Air Act came into force was the acute shortage of solid smokeless fuel at the end of 1969 but this shortage did not have much impact in the Rural District.

This shortage was primarily due to the shut down of gas works producing soft coke and the delay in the construction of plant for the production of premium fuels.

Difficulties of this kind, together with the high cost of solid smokeless fuels, has increased the tendency towards piped fuels and the tide is gathering momentum but this alternative method of heating can bring its own problems such as condensation, so in some circumstances the burning of solid fuel with its resultant ventilation can be a distinct advantage.

The figures for the Council's own survey in the Kellingley area are set out below:

TABLE SHOWING MONTHLY FIGURES OBTAINED FROM
LEAD PEROXIDE INSTRUMENTS RELATING TO
SULPHUR CONTENT OF ATMOSPHERE

MONTH	SO ₂ MG/DAY/100 SQ.CM.		
	STATION 2 Glebe- lands	STATION 3 Spring Gardens	STATION 4 Kellington Church Yard
JANUARY	1.5	1.2	1.3
FEBRUARY	0.9	0.9	0.7
MARCH	0.7	0.9	-
APRIL	1.2	1.2	-
MAY	0.7	1.0	-
JUNE	0.6	0.7	-
JULY	0.9	1.0	0.8
AUGUST	0.6	0.6	0.4
SEPTEMBER	0.5	0.8	0.4
OCTOBER	0.8	1.1	1.0
NOVEMBER	1.2	1.5	1.1
DECEMBER	1.1	1.4	1.0

ATMOSPHERIC POLLUTION, continued

MONTHLY DEPOSIT FIGURES FOR THE YEAR 1969
AT POINTS WITHIN THE RURAL DISTRICT RELATING TO THE
FERRYBRIDGE AND EGGBOROUGH POWER STATIONS

TEST STATION	JAN.	FEB.	MAR.	APR.	MAY	JUNE.	JLY.	AUG.	SEP.	OCT.	NOV.	DEC.
(3) <u>Monk Pryston</u> <u>Sub Station</u>												
A.	0.1	0.1	0.1	0.2	0.2	0.2	0.2	0.2	0.1	0.1	0.1	0.1
B.	0.1	0.2	0.2	0.2	0.2	0.1	0.2	0.1	0.1	0.1	0.1	0.1
(5) <u>Darrington</u>												
A.	0.2	0.1	0.2	0.2	0.2	0.2	0.2	0.1	0.1	0.1	0.4	0.1
B.	0.2	0.3	0.2	0.2	0.2	0.1	0.2	0.1	0.1	0.1	0.4	0.2
(6) <u>Byram Park</u>												
A.	0.1	0.2	0.3	0.4	0.1	0.2	0.4	0.2	0.4	0.1	0.2	0.3
B.	0.3	0.2	0.2	0.3	0.6	0.3	0.3	0.3	0.2	0.1	0.2	0.3
(7) <u>Park House</u> <u>Farm</u>												
A.	0.1	0.1	0.2	0.2	0.2	0.2	0.3	0.4	0.2	0.2	0.2	0.1
B.	0.1	0.2	0.1	0.3	0.1	0.1	0.2	0.1	0.2	0.2	0.2	0.1
(8) <u>Beal</u>												
A.	0.1	0.2	0.2	0.3	0.2	0.4	0.2	0.1	0.2	0.1	0.2	0.2
B.	0.0	0.1	0.1	0.1	0.3	0.1	0.1	0.1	0.1	0.1	0.2	0.1
(9) <u>Cridling</u> <u>Stubbs</u>												
A.	0.2	0.2	0.2	0.5	0.3	0.2	0.2	0.2	0.2	0.1	0.2	0.1
B.	0.1	0.2	0.2	0.0	0.2	0.2	0.2	0.1	0.2	0.1	0.3	0.1
(10) <u>Kellington</u> <u>Church Yard</u>												
A.	0.1	0.1	0.2	0.2	0.3	0.1	0.2	0.2	0.1	0.1	0.1	0.1
B.	0.1	0.2	0.2	0.1	0.2	0.1	0.1	0.1	0.1	0.1	0.1	0.1
(12) <u>Roall Manor</u>												
A.	0.1	0.1	0.1	-	0.1	0.1	0.3	0.2	0.1	0.1	0.2	0.1
B.	0.1	0.1	0.2	-	0.1	0.2	0.2	0.1	0.2	0.1	0.3	0.8
(13) <u>High</u> <u>Eggborough</u>												
A.	0.1	0.1	0.1	0.2	0.1	0.1	0.2	0.3	0.1	0.1	0.1	0.1
B.	0.1	0.1	0.1	0.1	0.1	0.1	0.2	0.2	0.1	0.1	0.1	-
(17) <u>Heck</u> <u>Pumping</u> <u>Station</u>												
A.	0.1	0.1	0.1	0.2	0.1	0.1	0.2	0.1	0.3	0.1	0.1	0.1
B.	0.2	0.2	0.2	0.1	0.1	0.2	0.3	0.1	0.1	0.1	0.2	0.1

A = Insoluble Deposit }
B = Soluble Deposit } - Tons/Sq.Mile/day

ATMOSPHERIC POLLUTION, continued

The situation in the Brotherton and Byram area shows a marked improvement from grit and dust emitted from smoke stacks since the low chimneys at the "A" Station at Ferrybridge were dispensed with.

It is now clear that under adverse weather conditions there is some "fall out" of very fine particles from the Eggborough and Ferrybridge "C" Power Stations. Although it is still early days in the life of these stations, one hopes when they become fully operational, the situation will improve.

However as one problem is resolved, another arises and this is particularly true of the Brotherton area where "floaters" from the ash disposal lagoons are still blown off during high winds, despite the extensive efforts on the part of the Central Electricity Generating Board to combat this.

Now an additional problem has arisen whereby dust is blown into the atmosphere from the dried out deposits of furnace bottom ash trailed out on to the road by the tyres of vehicles leaving the site at Brotherton Ings. This is added to by spillage from the vehicles.

Although the position had improved, it was not resolved by the end of the year under review.

The Council is represented on both the main and executive Committees of the West Riding Advisory Council for Clean Air and Noise Control.

The Central Electricity Generating Board have kindly given permission for the results of their extended survey into atmospheric pollution relative to their Generating Stations from those sites situated in the Rural District, to be included in this report.

It is still too early to form any firm conclusions from these figures.

The situation in the Washington area is a serious one. It is now clear that a new and more serious situation exists in the Washington area and that the situation is becoming more serious.

It is now clear that a new and more serious situation exists in the Washington area and that the situation is becoming more serious. The situation is becoming more serious.

However, as the problem is resolved, another arises and this is particularly true of the Washington area where "fluctuations" from the Washington area are still being felt during high winds, during the winter months on the part of the Washington area.

Now an additional problem has arisen whereby the Washington area is being affected by the Washington area. The Washington area is being affected by the Washington area.

Although the position has improved, it has not improved by the end of the year under review.

The Council is represented on both the main and executive committees of the Washington Advisory Council for Japan and Korea.

The Council Executive Committee has been given permission for the transfer of their extended study into Washington. The Council Executive Committee has been given permission for the transfer of their extended study into Washington.

It is still too early to form any conclusions from these figures.

SECTION B.

HOUSING

SECTION B.

HOUSING

SECTION 11

HOUSING

HOUSING GENERAL

Although not one Council dwelling was built during the year, a small scheme at Burton Salmon was well on the way to completion and if of the total dwellings in the area, the ratio of Council owned dwellings to private property is taken into account, this Authority must be well up with the forerunners in house building.

It is becoming even more apparent, both from the increasing difficulty in letting some of the older types of council dwellings and the selectiveness of applicants, that the housing needs for the district have almost been catered for, except in the smaller type of dwelling.

There is a shortage of dwellings for single persons and the aged. If these can be provided and made attractive enough in every way, including the rent charged, there will be every encouragement for elderly tenants who under-occupy existing council houses to move out thus releasing the larger dwellings to accommodate families on the waiting list.

Much time has been spent on debating the issue whether to build a few dwellings for the elderly in each village or to build at centres large enough to warrant the services of a warden and a communication system.

In the circumstances prevailing at the moment, perhaps a combination of the two systems may be the best solution by building warden schemes first as a priority requirement to meet the present demand and then if the necessity remains, a few dwellings could be erected in each of those villages without aged accommodation. As the demand for this is on the increase there is a need to speed up provision.

The delayed Burton Salmon scheme includes bungalows and although the numbers are insufficient to warrant the appointment of a warden, the Council were far-sighted enough to realise that some alarm system was essential for the aged to be able to call for help in case of emergency, so a system is being installed whereby one of the more active of the aged acts as supervisor and that dwelling receives the alarm signal to summon help. However the system is so flexible that by the insertion of a key, any dwelling on the system can be channelled to receive the alarm and so the supervisor can be changed as the necessity arises.

There is no doubt that the increased popularity of warden supervised accommodation has been enhanced by the splendid service given by the wardens themselves who put much of their leisure time into this work and as the plans for such a scheme at Eggborough have been finalised, one hopes it will be in operation by the end of next year.

The major slum clearance programme having been completed some years ago there remains only the odd house or so to be dealt with, usually these occur where there is no sensible alternative to closure or demolition.

With the new incentive of the 1969 Housing Act, which, for the first time allows grants for repairs as well as improvements, the emphasis must be on saving as many existing houses as possible from any impending future action for demolition or closure. This policy is particularly applicable to a rural area where large collections of unfit houses necessitating this treatment are the exception. Although grant schemes have been operated by the Council for over twenty years and much has been done no doubt many more sub-standard houses will now be improved.

HOUSING STATISTICS
YEAR 1969

1. HOUSES DEMOLISHED

	No. of houses demolished	Displaced during year	
		Persons	Families
IN CLEARANCE AREAS:			
(1) Houses unfit for human habitation	-	-	-
(2) Houses included by reason of bad arrangements, etc.	-	-	-
(3) Houses on land acquired under section 43(2) Housing Act, 1957	-	-	-
NOT IN CLEARANCE AREAS:			
(4) As a result of formal or informal procedure under sec.16 or 17(1) Housing Act, 1957	5	5	3
(5) Local Authority owned houses certified unfit by the Medical Officer of Health.	-	-	-
(6) Houses unfit for human habitation where action has been taken under local Acts.	-	-	-
(7) Unfit houses included in Unfitness Orders	-	-	-
Number of dwellings included above which were previously reported as Closed	3	-	-

2. UNFIT HOUSES CLOSED

(8) Under secs.16(4),17(1) and 35(1) Housing Act, 1957 and sec.26 Housing Act, 1961	8	3	2
(9) Under secs.17(3) and 26 Housing Act, 1957	-	-	-
(10) Parts of buildings closed under section 18, Housing Act, 1957	-	-	-

3. UNFIT HOUSES MADE FIT AND HOUSES IN WHICH DEFECTS WERE REMEDIED

	By Owner	By Local Authority
(11) After informal action by local authority	14	-
(12) After formal notice under		
(a) Public Health Acts	-	-
(b) Sections (9) & (16) Housing Act, 1957	-	-
(13) Under sec.24 Housing Act, 1957	-	-

4. UNFIT HOUSES IN TEMPORARY USE (Housing Act, 1957)

	Number of Houses (1)	No. of separate dwellings in coll (2)
Position at end of year:		
(14) Retained for temporary accommodation	-	-
(a) Under sec.48	-	-
(b) Under sec.17(2)	-	-
(c) Under sec.46	-	-
(15) Licensed for temporary occupation under secs. 34 or 53	-	-

5. PURCHASE OF HOUSES BY AGREEMENT

	Number of Houses (1)	Number of Occupants of houses in col.1 (2)
(16) Houses in Clearance Areas other than those included in confirmed Clearance Orders or Compulsory Purchase Orders purchased in the year	-	..

6. NO. OF FAMILIES REHOUSED DURING THE YEAR INTO COUNCIL OWNED DWELLINGS

(a) Individual Unfit	4
(b) Clearance Areas	-
(c) Overcrowding	12
(d) Other	34

7. RENT ACT, 1957

(a) Number of Certificates of Disrepair Granted ...	-
(b) Number of Undertakings to execute repairs given by owners to the local authority	-
(c) Number of Certificates of Disrepair cancelled ..	-

8. NEW DWELLINGS

Number of new dwellings completed during the year:

(a) By the Local Authority	-
(b) By Private Enterprise	42

9. GRANTS FOR CONVERSION OR IMPROVEMENT OF HOUSING ACCOMMODATION

	Formal Applications received during the year NUMBER OF DWELLINGS	Applications approved during the year NUMBER OF DWELLINGS	No. of dwellings completed during the year
(a) Conversions (the no. of dwellings is the no. resulting from completion of the work	-	-	-
(b) Improvements	15	12	8

SLUM CLEARANCE

UNDER THE PROVISIONS OF THE HOUSING ACT, 1957

Total number of Permanent Houses in area	3129
Number of unfit houses to be demolished in first five years	261
Number dealt with in 1969	15
Total number dealt with from end of November, 1955 to end of 1969	473
Number scheduled before November, 1955 and subsequently dealt with	77
Number of houses to be retained for temporary accommodation	-

OVERCROWDING

Favourable consideration is always given to overcrowding cases when they occur and suitable accommodation becomes vacant and as there are not any houses in multiple occupation within the district, overcrowding is down to a minimum proportion.

COMMON LODGING HOUSES

There are none of these in the Rural District. However, at one establishment, dormitory type accommodation for transport drivers has been set up but as a planning appeal has yet to be determined the future of this remains in the balance.

CLEARANCE OF UNFIT HOUSES

As mentioned earlier, with the slum clearance programme virtually completed some years ago, it is not surprising only 15 houses were represented this year. Obviously some houses will decay beyond the point of no return but the 1969 Act may help to reduce this figure even further.

A good number of these fifteen houses are situate in one terrace and have been closed. These are all owned by a National body who have yet to make a policy decision on the fate of the property.

REPAIR OF UNFIT HOUSES

Most of the houses repaired have been done on a voluntary basis or in conjunction with improvements. The dearth of the old type of jobbing repairer or builder makes out and out repairs more difficult and there is a great reluctance on the part of occupiers of this type of tenanted property to "do it yourself" for their own comfort and benefit.

Again, when the real impact of the new Act is felt, more repair work than hitherto will undoubtedly be carried out.

IMPROVEMENT OF EXISTING HOUSES

The Council's record in this sphere is good as a policy of encouragement has always been applied.

Because this work has been going on for over twenty years when coupled with the completion of a proportionately large sized slum clearance programme, it is not surprising that the number of properties remaining where full advantage of the old Act could be taken was limited.

However, now that repair work - with certain qualifications - can rank for grant alongside improvement work, the economic balance has considerably changed and new possibilities in the field of improvements have been opened up, especially with more realistic rents now possible. It is absolutely necessary to slow down the rate of decay of older houses, perhaps this will now be achieved.

NEW HOUSES

Owing to the delay in the commencement of the Burton Salmon scheme not one Council house was completed during the year under review and only 42 privately built houses were erected, this number represents approximately two thirds of those erected last year.

SECTION C

FOOD
HYGIENE

RECEIVED

1905

RECEIVED

MEAT SUPPLY

As only top class animals, purchased mainly from local sources are taken to the one private slaughterhouse in the district and these usually arrive in an ideal condition, it is not surprising therefore that prime beef is the end product.

SLAUGHTERING FACILITIES

The only slaughtering facilities available within the rural area is the private slaughterhouse at Beal. This is operated satisfactorily and dispensable fibre cloths are used in preference to a water spray now that wiping cloths are no longer permitted.

MEAT INSPECTION

TABLE

	Cattle excluding Cows	Cows	Calves	Sheep & Lambs	Pigs
Number killed	156	-	-	222	5
Number inspected	156	-	-	222	5
<u>ALL DISEASES EXCEPT</u>					
<u>TUBERCULOSIS & CYSTICERCI</u>					
Whole Carcasses condemned	-	-	-	-	-
Carcase of which some part or organ was condemned	9	-	-	5	-
PERCENTAGE	5.7	-	-	2.2	-
<u>TUBERCULOSIS</u>					
Whole carcase condemned	-	-	-	-	-
Carcase of which some part or organ was condemned	-	-	-	-	-
PERCENTAGE	-	-	-	-	-
<u>CYSTICERCOSIS ONLY</u>					
Carcasses of which some part or organ was condemned	-	-	-	-	-
Carcasses submitted to treat- ment by refrigeration	-	-	-	-	-
Generalised and totally condemned	-	-	-	-	-

For the first time in many years not one case of cysticercus bovis occurred during the year under review. As the year was also completely clear of tuberculosis the amount of unfit meat dealt with was very little.

All the animals slaughtered in the above slaughterhouse were subject to post-mortem inspection and it was not thought necessary to make use of the powers given in the Meat Inspection (Amendment) Regulations, 1966 to limit the hours of slaughter although it was necessary to carry out inspections on some Sundays and at all Bank Holiday times.

MEAT INSPECTION, continued

GROUND'S FOR CONDEMNATION

DISEASE AND CONDITION	WEIGHT IN LBS			
	BEEF	VEAL	MUTTON	PORK
Actinobacillemis	27	-	-	-
Bruising	-	-	6	-
Cirrhosis	33	-	-	-
Distoma	2	-	-	-
Multiple Abscesses	14	-	-	-
Necrosis	13	-	-	-
Parasitic	-	-	13	-
TOTAL	89	-	19	-

PARTS OR ORGANS AFFECTED

BOVINE

Liver 5
 Part Liver 3
 Head 1

SHEEP

Hindquarters 1
 Liver 4

POULTRY INSPECTIONS

There are no poultry processing premises within the Rural District.

MILK SUPPLIES

Milk production is supervised by the Ministry of Agriculture, Fisheries and Food and the area being a designated one, only designated milk is retailed in the district.

Number of Milk Producers 9
 Tuberculin tested 9
 Non-designated -

The duty of issuing licences to retailers under the Milk (Special Designation) Orders has now passed to the Food and Drugs Authority - the West Riding County Council.

Number of Milk Retailers 17
 Designated 17
 Non-designated -

The following details are given of licences issued and samples taken in the district by the officers of the West Riding County Council.

MILK SUPPLIES, continued

MILK (SPECIAL DESIGNATION) REGULATIONS, 1960

Dealers Licences

Untreated	-
Ultra Heated	-
Pasteurised	6
Sterilised	16

TABLE OF MILK SAMPLES TAKEN

	Satisfactory	Unsatisfactory	Proceedings	Cautions
PASTEURISED	20	-	-	-

Raw milk is not retailed in the area and therefore the problem of Brucella Abortus does not arise.

TABLE OF FOOD SAMPLES

	Satisfactory	Unsatisfactory	Proceedings	Cautions
MILK	-	-	-	-
DRUGS	-	-	-	-
OTHER FOODS	13	1	-	1

The one unsatisfactory sample taken referred to a non-permitted colouring being used and a caution was issued.

SAMPLING

Approximately 18 swabs were taken from "clean" cutlery and crockery at various licensed premises and eating establishments situated throughout the area, all of which were satisfactory.

ICE CREAM

The appended results of sampling show that the standard of ice cream sold in the district remains very good and the one manufacturer continued to produce a first class product in very satisfactory premises.

TABLE

Samples				Visits
Grade 1	Grade 2	Grade 3	Grade 4	
24	-	-	-	49

FOOD PREMISES

LIST OF FOOD SHOPS AND FOOD PREMISES IN DISTRICT

Butchers	6
Cafes and Road Transport Cafes	6
Fish and Chip shops	6
Ice Cream Manufacturer	1
Ice Cream Retailers	32
Licensed Premises	29
Mixed Businesses	37
Restaurants	7
Licensed Slaughterhouse	1

FOOD PREMISES, continued

396 visits were made to the various types of premises concerned with the preparation, handling or sale of food or drink.

At one hotel catering establishment, the kitchen was completely re-formed and the dining area altered. Considerable alterations were made to the kitchen and dining area of a transport cafe and in addition various minor improvements were carried out at other premises.

FOOD HYGIENE

As the style and type of fittings and equipment improve, the awareness of hygiene increases but unfortunately the quality of instructions to employees has not kept pace with equipment. One of the obstacles to improved hygiene seems to be this lack of communication between management and staff, it is the small things that go un-noticed and these can be just as important as the larger and more obvious ones and is particularly applicable to young recruits to the trade or to part-time employees - nobody seems to tell them or even notice their little malpractices.

For example, two recent incidents illustrate this; in one case a teenage girl attending to the wants of her vanity, proceeded to comb her hair over a counter full of unprotected cream cakes and in the other a young girl after sucking her fingers, proceeded to cut and handle wedges from a large cheese. Both participants were quite oblivious of their indiscretions and so too were the senior employees close at hand.

Again there is evidence of an increase in the number of itinerant vendors trading in the area without the necessity for these visitors to register first. The usual game of find me if you can continues throughout the hundred or so square miles of the rural district. Compulsory registration would considerably help to keep track of these traders. However, it must be said that the standard and class of vehicle used has vastly improved in past years and correspondingly food hygiene along with it.

--- oOo ---

SUMMARY OF INSPECTIONS AND VISITS

<u>HOUSING ACT:</u>	Inspections	193
	Housing Applications investigated	82
<u>PUBLIC HEALTH ACT:</u>	Inspections	139
	at houses	50
	at other premises	89
	Water Supplies	30
	Samples of Water taken	30
	Drains or Dykes examined	104
	Visits in connection with	
	alteration to sanitary accommodation	15
	Premises in course of erection	14
	Refuse Collection, visits in connection with	556
	Refuse tips	125
	Infectious Diseases	4
	Dirty, Verminous or Pest Infested Premises	16
	Moveable Dwellings	50
<u>FOOD & DRUGS ACT:</u>	Inspections	396
	Food Preparation Rooms	71
	Ice Cream premises	49
	Food Shops	83
	Food Vehicles	12
	Slaughterhouses	100
	Unsound Food in shops	9
	Cafes, Restaurants	30
	Licensed Premises	42
<u>FACTORIES ACT:</u>	23
<u>CARAVAN SITES & CONTROL OF DEVELOPMENT ACT:</u>		
	Sites	17
<u>PESTS ACT:</u>	Inspections	290
	Sewers & sewerage dykes	124
	Tips	66
	Business Premises	18
	Agricultural Premises	28
	Others	54
<u>PETROLEUM REGULATIONS:</u>	5
<u>OFFICES, SHOPS & RAILWAY PREMISES ACT:</u>	67
<u>CLEAN AIR ACT (SMOKE ABATEMENT):</u>	9
<u>WEST RIDING COUNTY COUNCIL (GENERAL POWERS) ACT:</u>	6
<u>ANIMAL BOARDING ESTABLISHMENTS:</u>	2
<u>CIVIC AMENITIES ACT, 1967:</u>	32
<u>MISCELLANEOUS ACTS OR REGULATIONS:</u>	4
<u>WELFARE OF ELDERLY:</u>	33
<u>DISEASES OF ANIMALS ACT:</u>	3
<u>OTHER VISITS:</u>	83
	Work in Progress	29
	Council Property	52
	Schools	2

SUMMARY OF NOTICES SERVED

	<u>SERVED</u>	<u>COMPLIED WITH</u>
<u>STATUTORY</u>		
Public Health Act, 1936	-	-
Housing Act, 1957:		
Notice of Consideration	16	16
Demolition Orders	4	4
Demolition Orders (from Closing Orders) ..	2	2
Demolition Orders (from Undertakings) ...	2	2
Closing Orders	7	7
Undertakings not to relet	3	3
Caravan Sites & Control of Development Act, 1960	-	-
Offices, Shops & Railway Premises Act, 1963	-	-

INFORMAL

Public Health Act, 1936	75	75
Housing Act, 1957	2	2
Food & Drugs Act, 1938)	7	3
Food Hygiene Regulations, 1955)		
Prevention of Damage by Pests Act, 1949 ..	-	-
Caravan Sites & Control of Development Act, 1960	2	2
Offices, Shops & Railway Premises Act, 1963.	1	1

WORKS OF IMPROVEMENT CARRIED OUT

Conversions to Water Carriage system by Septic Tank	2
Conversions to Water Carriage system by connection to Council's sewers	16
Conversions to Pail Closets	1
New Drains laid	60
Water Closets provided	18
Baths Provided	6
Washbasins & sinks provided	8
New Cookers and Grates provided	60
Hot Water laid on	60
New Ashbins provided (Replacement	135
(Conversion	7
Food Premises renovated	4

ANNUAL REPORT OF THE MEDICAL OFFICER OF HEALTH
IN RESPECT OF THE YEAR 1969 FOR THE RURAL DISTRICT
OF OSGOILDCROSS IN THE COUNTY OF YORKSHIRE (WR)

PREScribed PARTICULARS ON THE ADMINISTRATION
OF THE FACTORIES ACT, 1961

PART I OF THE ACT

1. INSPECTIONS for purposes of provisions as to health (including inspections made by Public Health Inspector).

Premises (1)	Number on Register (2)	Inspections (3)	Number of Written Notices (4)	Number of Occupiers Prosecuted (5)
(i) Factories in which secs.1 2,3,4 & 6 are to be enforced by Local Authority	3	3	-	-
(ii) Factories not included in (i) in which sec.7 is enforced by the Local Authority	26	20	-	-
(iii) Other premises in which sec.7 is enforced by the Local Authority (excluding out- workers' premises)	2	-	-	-
TOTAL	31	23	-	-

2. Cases in which DEFECTS were found. (If defects are discovered at the premises on two, three or more separate occasions they should be reckoned as two, three or more "cases")

Particulars (1)	Number of cases in which defects were found				Number of cases in which prosecutions were instituted (6)
	Found (2)	Remedied (3)	Referred to H.M. Inspector (4)	by H.M. Inspector (5)	
Want of Cleanliness (S.1)	-	-	-	-	-
Overcrowding (S.2)	-	-	-	-	-
Unreasonable Temp. (S.3)	-	-	-	-	-
Ineffective Drainage of Floors (S.6)	-	-	-	-	-
Inadequate Ventilation(S.4)	-	-	-	-	-
Sanitary Conveniences (S.7)					
(a) Insufficient	-	-	-	-	-
(b) Unsuitable or defective	1	1	-	-	-
(c) Not separate for sexes	-	-	-	-	-
Other offences against the Act (not including offences relating to outwork).	-	-	-	-	-
TOTAL	1	1	-	-	-

PART VIII OF THE ACT

OUTWORK
(Sections 133 and 134)

Nature of Work	Section 133			Section 134		
	No. of outworkers in August list re- quired by Sec 133(1c)	No. of cases of default in sending lists to Council	No. of prosecu- tions for failure to supply lists	No. of instances of work in un- wholesome premises	Notices served	Prose- cutions
(1)	(2)	(3)	(4)	(5)	(6)	(7)
Wearing Apparel: making, etc, cleaning & washing	-	-	-	-	-	-
Household Linen	-	-	-	-	-	-
Lace, lace curt- ains and nets	-	-	-	-	-	-
Curtains & furni- ture, hangings	-	-	-	-	-	-
Furniture and upholstery	-	-	-	-	-	-
Electro-plate	-	-	-	-	-	-
File making	-	-	-	-	-	-
Brass & brass articles	-	-	-	-	-	-
Fur pulling	-	-	-	-	-	-
Iron & steel Cables & chains	-	-	-	-	-	-
Iron & steel an- chors & grapnels	-	-	-	-	-	-
Cart gear	-	-	-	-	-	-
Locks, latches and keys	-	-	-	-	-	-
Umbrellas, etc	-	-	-	-	-	-
Artificial flowers	-	-	-	-	-	-
Nets, other than wire nets	-	-	-	-	-	-
Tents	-	-	-	-	-	-
Sacks	-	-	-	-	-	-
Racquet & tennis balls	-	-	-	-	-	-
Paper bags	-	-	-	-	-	-

PART VIII OF THE ACT (CONTD.)

OUTWORK
(Sections 133 and 134)

Nature of Work (1)	Section 133			Section 134		
	No. of outworkers in August list re- quired by Sec133(1c) (2)	No. of cases of default in sending lists to Council (3)	No. of prosecu- tions for failure to supply lists (4)	No. of instances of work in un- wholesome premises (5)	Notices served (6)	Prose- cutions (7)
The making of boxes or other receptacles or parts thereof made wholly or partially of paper.	-	-	-	-	-	-
Brush making	-	-	-	-	-	-
Pea Picking	-	-	-	-	-	-
Feather sorting	-	-	-	-	-	-
Carding etc, of buttons, etc.	-	-	-	-	-	-
Stuffed toys	1	-	-	-	-	-
Basket Making	-	-	-	-	-	-
Chocolates & sweetmeats	-	-	-	-	-	-
Cosaques, Christmas Stock- ings, etc.	-	-	-	-	-	-
Textile weaving	-	-	-	-	-	-
Lampshades	-	-	-	-	-	-
TOTAL	1	-	-	-	-	-

PREScribed PARTICULARS ON
THE ADMINISTRATION OF

THE OFFICES, SHOPS &
RAILWAY PREMISES ACT, 1963.

PRESCRIBED PARTICULARS REQUIRED UNDER SECTION 60
OF THE OFFICES, SHOPS AND RAILWAY PREMISES ACT, 1963
FOR THE YEAR 1969

TABLE A

REGISTRATIONS AND GENERAL INSPECTIONS

Class of Premises	No. of Premises newly registered during the year	Total No. of registered premises at end of year	No. of Registered premises receiving general inspection during the year.
Offices	-	6	6
Retail Shops	-	11	11
Wholesale Shops, Warehouses	-	1	1
Catering Establishments open to the public, Canteens	-	13	13
Fuel Storage Depots	-	-	-
TOTAL	-	31	31

TABLE B

NUMBER OF VISITS OF ALL KINDS BY INSPECTOR
TO REGISTERED PREMISES 67

TABLE C

ANALYSIS OF PERSONS EMPLOYED IN REGISTERED PREMISES BY WORKPLACE

Class of Workplace	Number of Persons Employed
Offices	14
Retail Shops	26
Wholesale Departments, Warehouses	2
Catering Establishments open to the public, Canteens	216
Fuel Storage Depots	-
TOTAL	258

TOTAL MALES - 98
TOTAL FEMALES - 160

TABLE D

EXEMPTIONS: under PART I (Space: section 5(2))
 PART II (Temperature: section 6)
 PART III (Sanitary Conveniences: section 9)
 PART IV (Washing Facilities: section 10)

	CLASS OF PREMISES				
	Offices	Retail shops	Wholesale shops Warehouses	Catering Est- ablishments open to Public Canteens	Fuel Storage Depots
1. No. of exemptions current at 31st Dec.	-	-	-	-	-
2. No. of exemptions granted or extended during year	-	-	-	-	-
3. No. of applications refused or exemptions withdrawn during year	-	-	-	-	-
4. No. of cases under nos. 2 & 3 where employees opposed application	-	-	-	-	-
5. Appeals to Court against refusal to grant or extend an exemption or against the withdrawal of an exemption;					
(a) No. made	-	-	-	-	-
(b) No. allowed.	-	-	-	-	-

TABLE E

PROSECUTIONS: (Prosecutions instituted of which the hearing was completed in the year)

Section of Act or title of Regulation or Order	No. of persons or companies prosecuted	No. of Informations laid	No. of informations leading to a conviction
-	-	-	-

No. of Complaints (or summary applications) made under Section 22 -
 No. of Interim Orders granted -

TABLE F

INSPECTORS:

NUMBER OF INSPECTORS APPOINTED UNDER SECTION 52(1)
 OR (5) OF THE ACT 1
 NUMBER OF OTHER STAFF EMPLOYED FOR MOST OF THEIR TIME ON
 WORK IN CONNECTION WITH THE ACT -

TABLE 2

EXEMPTIONS: under PART I (Special: section 2(1))
PART II (Temporary: section 2)
PART III (Satisfactory Commission: section 3)
PART IV (Waiving condition: section 10)

CASES OF REFUSED

1. No. of applications current at 31st Dec.	2. No. of applications granted or extended during year	3. No. of applications refused or exemption withdrawn during year	4. No. of cases under new S & S where applicants opposed application	5. Appeals to Court against refusal to grant or extend an exemption or against the withdrawal of an exemption: (a) No. made (b) No. allowed.	Offices	Detail shops	Wholesale shops Wholesalers	Wholesale dealers open to Public Gentlemen	Unlabeled Wholesale dealers	Total
-	-	-	-	-	-	-	-	-	-	-

TABLE 3

PROSECUTIONS: (Prosecutions instituted of which the hearing was completed in the year)

Section of Act or title of Regulation or Order	No. of persons or companies prosecuted	No. of information laid	No. of persons or companies prosecuted
-	-	-	-

No. of persons (or company) who under Section 25
No. of persons (or company) who under Section 25

TABLE 4

INSPECTIONS:

NUMBER OF INSPECTIONS BY THE COMMISSION (2(1))

OF THE ACT
NUMBER OF OTHER CASES REFERRED FOR VIEW OF THE COM
WERE IN CONNECTION WITH THE ACT



