

**[Report 1949] / Medical Officer of Health, Ormskirk U.D.C.**

**Contributors**

Ormskirk (England). Urban District Council.

**Publication/Creation**

1949

**Persistent URL**

<https://wellcomecollection.org/works/jd825xvq>

**License and attribution**

You have permission to make copies of this work under a Creative Commons, Attribution license.

This licence permits unrestricted use, distribution, and reproduction in any medium, provided the original author and source are credited. See the Legal Code for further information.

Image source should be attributed as specified in the full catalogue record. If no source is given the image should be attributed to Wellcome Collection.



Wellcome Collection  
183 Euston Road  
London NW1 2BE UK  
T +44 (0)20 7611 8722  
E [library@wellcomecollection.org](mailto:library@wellcomecollection.org)  
<https://wellcomecollection.org>

PUBLIC HEALTH DEPARTMENT.

---

# Annual Report

ON THE HEALTH OF THE  
Ormskirk Urban District


DURING THE YEAR

1949.


---

J. GORDON HAILWOOD, M.D., CH.B., M.R.C.S.,  
L.R.C.P., D.P.H.

*Medical Officer of Health.*



*With the Compliments*  
*of the*  
*Medical Officer of Health.*



Digitized by the Internet Archive  
in 2018 with funding from  
Wellcome Library

<https://archive.org/details/b29938016>

PUBLIC HEALTH DEPARTMENT.

---

# Annual Report

ON THE HEALTH OF THE

Ormskirk Urban District

DURING THE YEAR

1949.

---

J. GORDON HAILWOOD, M.D., CH.B., M.R.C.S.,  
L.R.C.P., D.P.H.

*Medical Officer of Health.*

# Ormskirk Urban District Council

---

*Chairman* ..... COUNCILLOR A. P. LEA, J.P.  
*Vice-Chairman* ..... COUNCILLOR J. P. STURGESS.

## Health and Hospital Committee

---

*Chairman* ..... COUNCILLOR JOHN PRESCOTT, J.P.  
*Vice-Chairman* ..... COUNCILLOR W. J. COULTON, J.P.

COUNCILLOR H. E. BALLANCE.  
L. C. BENNETT.  
A. CARROLL.  
S. EDDEN.  
A. P. LEA.  
H. MILLS.  
A. E. NEWALL.  
E. PICKLES.  
R. ROTHWELL.  
W. SEPHTON.  
D. TAYLOR.  
C. W. VICKERS.

## Staff of Public Health Department

*Medical Officer of Health :*

J. G. HAILWOOD, M.D., CH.B., M.R.C.S., L.R.C.P., D.P.H.

*Sanitary Inspectors :*

NORMAN W. CHADWICK, M.R.San.I

WILLIAM HIGGINS, A.R.San.I.

*Clerical Ass<sup>t</sup>ant :*

H. A. BROWN.

TO : THE CHAIRMAN AND MEMBERS OF THE HEALTH COMMITTEE.

GENTLEMEN,

I have the honour to present my Fourth Annual Report on the Health of the Ormskirk Urban District.

The Health of the District has remained good during 1949. The incidence of infectious disease has been very low, only 161 cases in all being notified during the year compared with 485 in 1948, while no cases of Diphtheria or Infantile Paralysis occurred at all.

The Vital Statistics call for little comment. The Birth Rate declined to 14.8 per 1000 population compared with 17.2 for 1948 and this is in keeping with the trend throughout the country. The General Death Rate showed little change of 11.5. The Infantile Mortality Rate showed a welcome decline to 47 compared with 55 in 1948 but this is still higher than the record low figure of 32 for England and Wales.

Immunisation against Diphtheria continues to be satisfactory. A course of Immunisation has been completed by 76.3% of all children under the age of 15 in the Urban District. This compares favourably with neighbouring districts and is responsible for the complete freedom from Diphtheria which we experienced during the year.

The National Health Service Act had its first full year and its advantages and disadvantages have become more apparent. The development of the Hospital Service in Ormskirk has improved the facilities locally, while the free services of the Family Doctor have enabled those who are ill to seek advice without delay for fear of cost. On the other hand the care of the Tuberculosis patient has deteriorated. The Lancashire Tuberculosis Scheme was acknowledged to be one of the best in the country but Nationalised Administration has resulted in a patient waiting months for a bed in a Sanatorium where he waited weeks prior to 1948. There is no doubt that there is a lack of liaison between the three branches of the Health Service. The present provision made for such liaison is at too high a level and does not extend to County Districts as it should. There is much to be said for the establishment of a Local Liaison Committee to co-ordinate the works of the Hospital Services, the General Practitioner Services and the Environmental Health Service in Ormskirk thereby ensuring that their resources are used to the best advantage to improve the health of the men and women of Ormskirk.

I am, Gentlemen,

Your obedient Servant,

J. G. HAILWOOD,

Medical Officer of Health.

# Annual Report for 1949

—:o:—

## SECTION 1.

### STATISTICS AND SOCIAL CONDITIONS OF THE AREA.

*Area.* 15,608 acres.

*Population.* The population according to the 1931 Census was 17,121, but the Registrar General estimates that at the middle of 1949 the population was 20,100.

*Number of Inhabited Houses.* At the end of 1949 the number of inhabited houses, according to the Rate Books was 5,955.

The Rateable Value at the end of the year was £121,446 and the sum represented by a penny rate was £459 16s.

### SOCIAL CONDITIONS.

The Urban District of Ormskirk occupies 15,608 acres of the West Lancashire plain. The ancient town of Ormskirk is situated on the highest ground in the area, and the village of Newburgh is pleasantly sited on a small hill, otherwise the district is flat or gently undulating.

Three-quarters of the district is rural in character. The chief interest of the population is agriculture or allied employment; indeed, Ormskirk is locally known as the capital of this large agricultural area, and the ruling prices at the weekly market are quoted all over the country.

Burscough is a small town 3 miles north of Ormskirk, and has a large permanent Army Ordnance Depot. Apart from agriculture, the chief industries include a brass foundry, 2 breweries, an ironfoundry, 2 timber yards, a printing and bookbinding works, a flour mill, an oatmeal mill, three brickworks, and factories for the manufacture of cakes and biscuits, wooden handles, neckwear, sausages, fertiliser and automobile oils.

Transport facilities are good. The main L.M.S. line from Liverpool to Scotland crosses the Southport-Manchester line at right angles in the centre of the district, and there are six railway stations in the area. Road transport services are good; and there is also the Leeds and Liverpool Canal for the carriage of heavy merchandise.

Since 1931 the Urban District has included, in addition to Ormskirk, the townships of Lathom and Burscough, parts of Aughton, Bickerstaffe and Scarisbrick, and the hamlets of Newburgh and Westhead.

During the war years there was little progress or development, and the chief difficulties from which the population suffers are overcrowding and shortage of dwelling houses. However, the efforts of the Council have relieved the housing shortage to some extent and a further 30 houses were built by the Council during the year, 8 by the Lancashire County Council and 6 by private enterprise—a total of 231 completed since the war.

## VITAL STATISTICS.

Population—Registrar General's estimate, mid-1949 .... 20,100

	TOTAL.	M.	F.
Live Births—Legitimate .....	284	135	149
Illegitimate .....	14	6	8
Total .....	298	141	157

Birth Rate per 1,000 estimated population mid-1949—14·8.

	TOTAL.	M.	F.
Still births .....	12	6	6

Rate per 1,000 total (live and still) births ... 39

	TOTAL.	M.	F.
Deaths .....	235	116	119

Death Rate per 1,000 estimated population—Crude 11·7  
 „ „ „ „ „ „ Adjusted 11·5

Deaths from puerperal causes :—

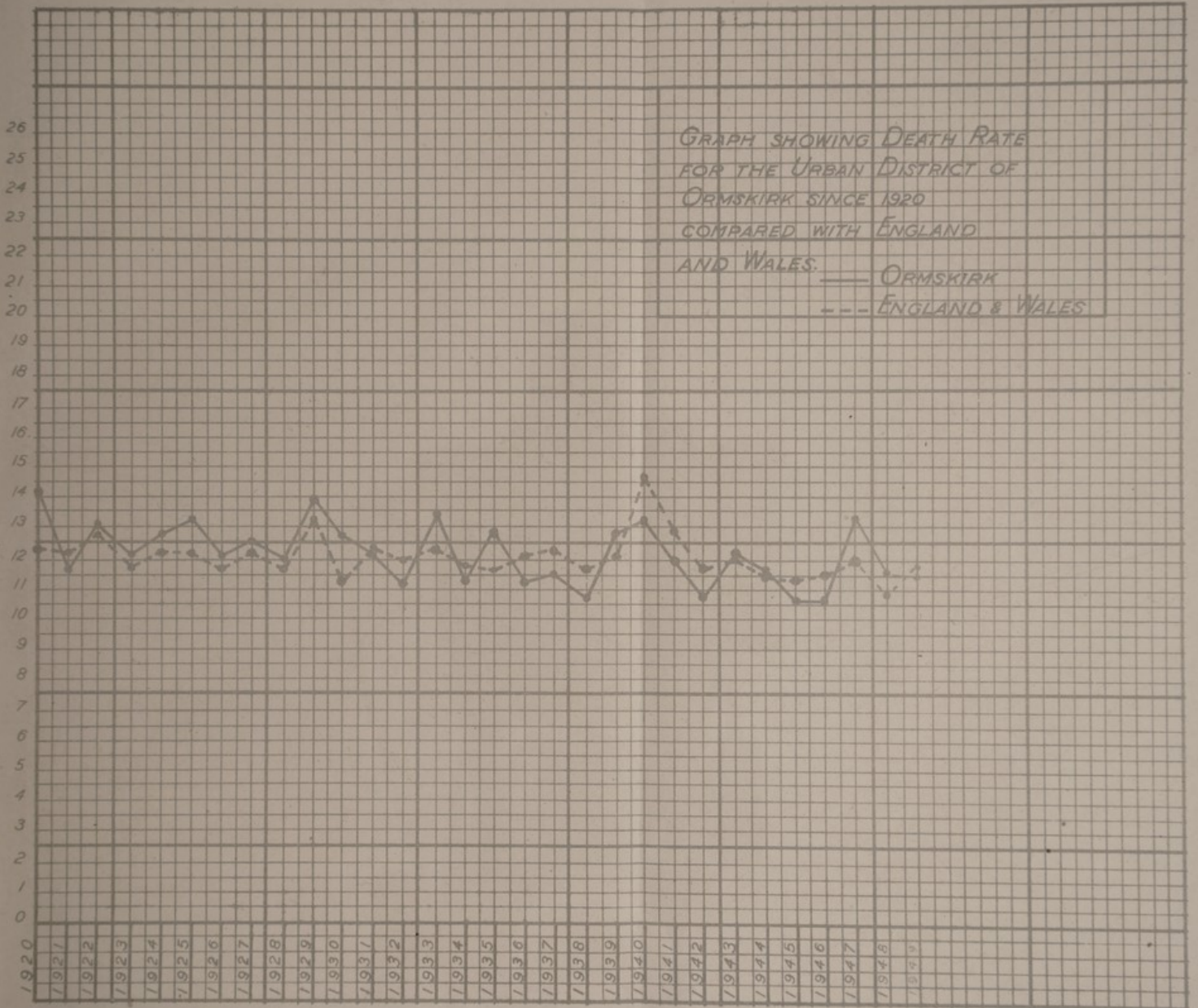
	Deaths.	Death Rate per 1,000 total (live and still) births.
Puerperal and post-abortive sepsis .....	1	3·23
Other maternal causes .....	Nil	Nil
Total maternal mortality .....	1	3·23


Death Rate of infants under one year of age :—

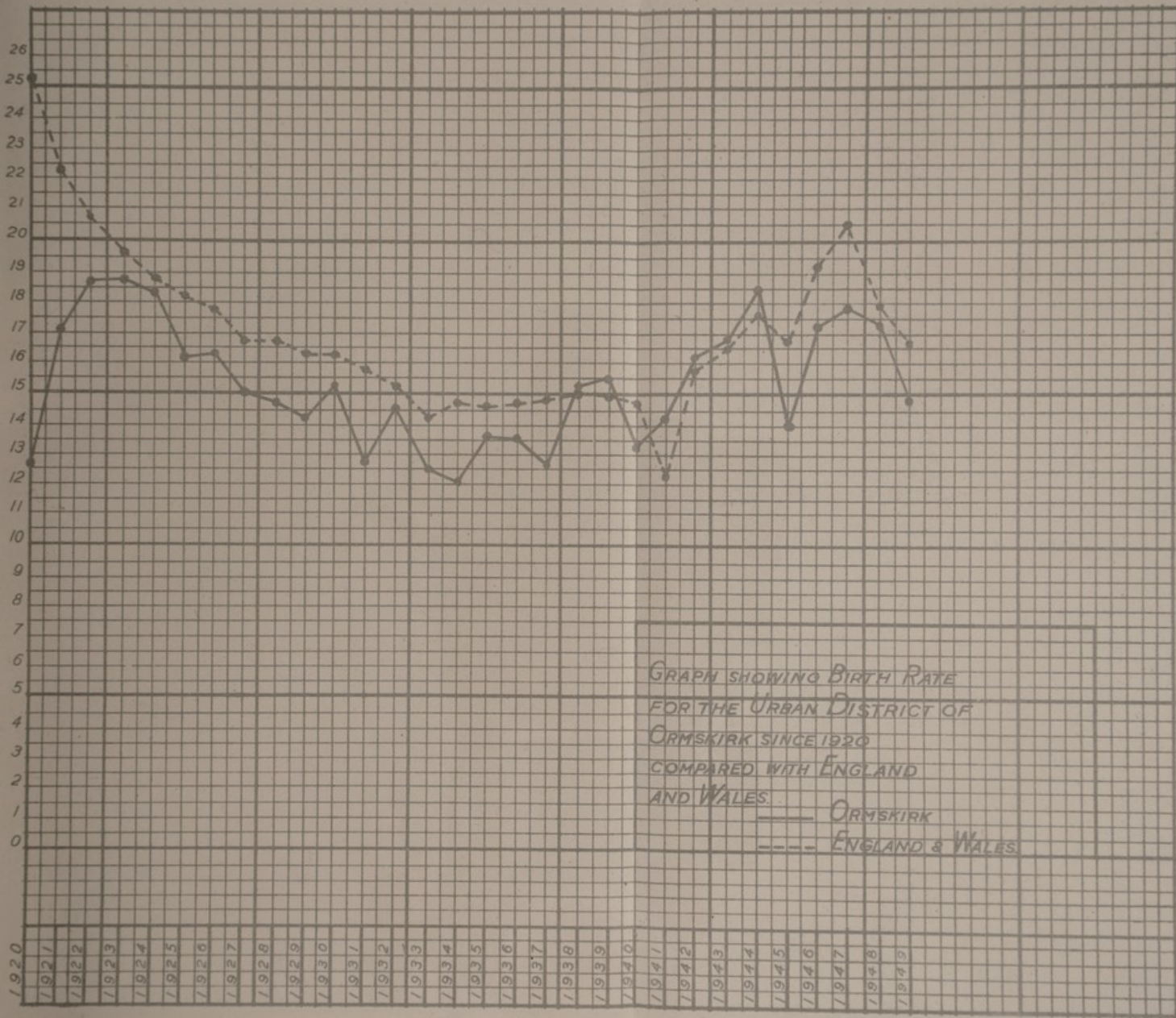
All infants per 1,000 live births .....	47
Legitimate infants per 1,000 legitimate live births .....	49
Illegitimate infants per 1,000 illegitimate live births .....	Nil

Deaths from Cancer (all ages) .....	26
„ „ Diphtheria (all ages) .....	Nil
„ „ Measles (all ages) .....	Nil
„ „ Whooping Cough (all ages) .....	Nil
„ „ Diarrhoea (under 2 years of age) .....	1

GRAPH SHOWING DEATH RATE  
 FOR THE URBAN DISTRICT OF  
 ORMSKIRK SINCE 1920  
 COMPARED WITH ENGLAND  
 AND WALES. — ORMSKIRK  
 --- ENGLAND & WALES





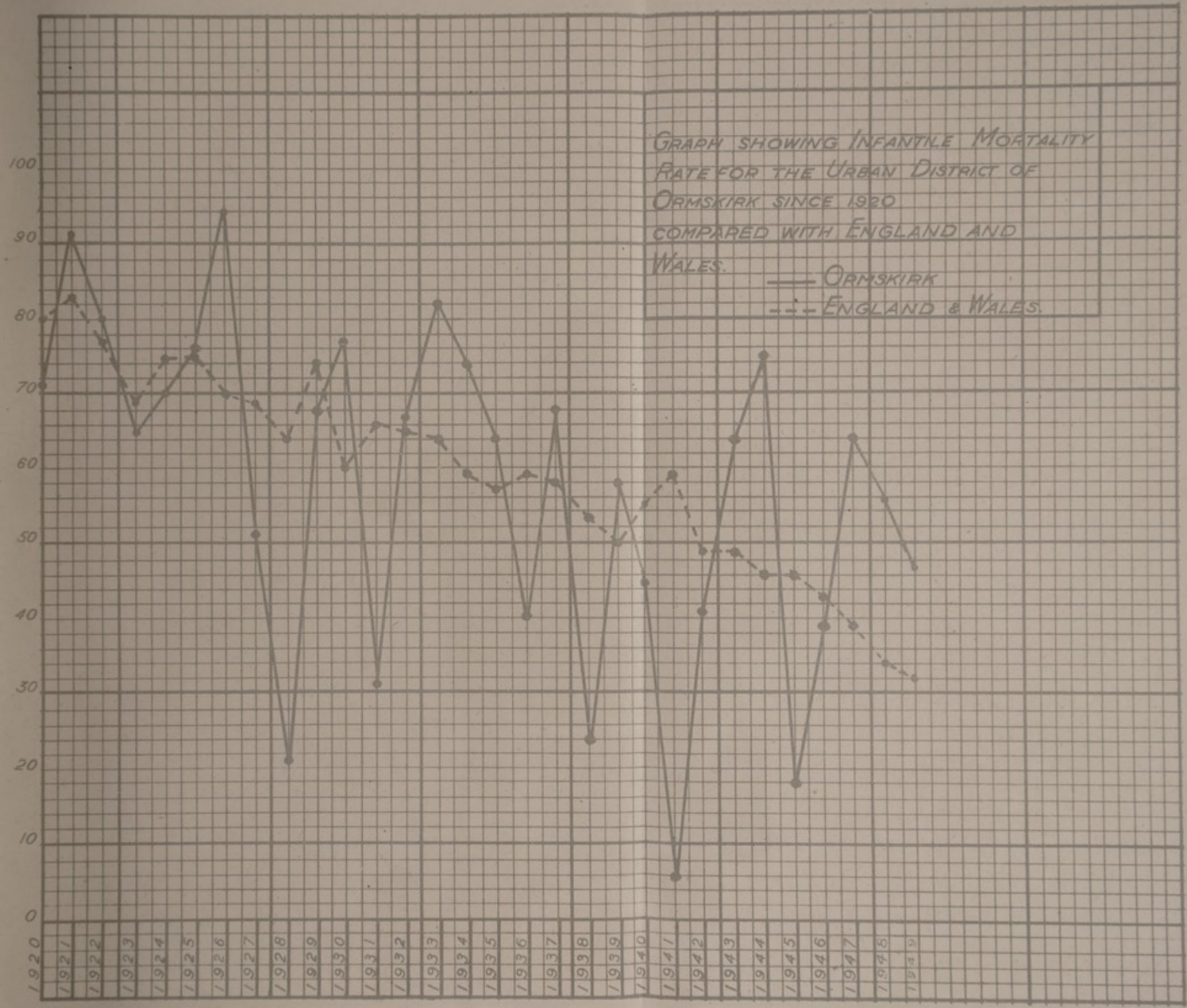


GRAPH SHOWING BIRTH RATE  
 FOR THE URBAN DISTRICT OF  
 ORMSKIRK SINCE 1920  
 COMPARED WITH ENGLAND  
 AND WALES.

——— ORMSKIRK  
 - - - - ENGLAND & WALES.



GRAPH SHOWING INFANTILE MORTALITY RATE FOR THE URBAN DISTRICT OF ORMSKIRK SINCE 1920 COMPARED WITH ENGLAND AND WALES.





MORTALITY RATES FOR ORMSKIRK (INCLUDING LATHOM AND BURSCOUGH).

Year	Estimated Population	Birth Rate		Death Rate		Infantile Mort. Rate	
		England & Wales	Ormskirk	England & Wales	Ormskirk	England & Wales	Ormskirk
1920	14,124	25.4	12.7	12.4	14.0	80	71
1921	15,230	22.4	17.1	12.1	11.7	83	91
1922	15,257	20.6	18.7	12.9	13.0	77	80
1923	15,244	19.7	18.9	11.6	12.2	69	65
1924	15,272	18.8	18.5	12.2	12.8	75	70
1925	15,338	18.3	16.2	12.2	13.4	75	76
1926	15,509	17.8	16.3	11.6	12.3	70	94
1927	15,725	16.7	15.0	12.3	12.5	69	51
1928	15,406	16.7	14.9	11.7	12.1	64	21
1929	15,313	16.3	14.2	13.4	14.0	74	68
1930	15,950	16.3	15.4	11.4	12.6	60	77
1931	17,200	15.8	12.8	12.3	12.2	66	31
1932	17,240	15.3	14.5	12.0	11.1	65	67
1933	17,410	14.4	12.5	12.3	13.4	64	82
1934	17,670	14.8	12.1	11.8	11.3	59	74
1935	17,860	14.7	13.8	11.7	12.7	57	64
1936	18,090	14.8	13.6	12.1	11.2	59	40
1937	18,300	14.9	12.6	12.4	11.5	58	68
1938	18,400	15.1	15.2	11.6	10.7	53	24
1939	18,930	15.0	15.5	12.1	12.8	50	58
1940	19,660	14.6	13.3	14.3	13.1	55	45
1941	20,490	12.2	14.3	12.9	12.0	59	68
1942	20,200	15.8	16.6	11.6	10.8	49	41
1943	19,250	16.5	16.9	12.1	12.2	49	64
1944	18,500	17.6	18.5	11.6	11.7	46	75
1945	19,320	16.1	14.0	11.4	10.8	46	18
1946	20,360	19.1	17.4	11.5	10.6	43	39
1947	20,590	20.5	17.8	12.0	13.4	41	64
1948	20,030	17.9	17.2	10.8	11.6	34	55
1949	20,100	16.7	14.8	11.7	11.5	32	47

NOTE.—The figures for the years 1920-1930 inclusive are calculated from records of the two Urban Districts of Ormskirk and Lathom and Burscough. They are approximately comparable to the figures for the new Urban District from 1931 onwards.

	Per 1000 of estimated population.				Maternal mortality rate		Rate of deaths under one year per 1000 live births.
	Live birth-rate	Crude death-rate	Death-rate from tuberculosis of respiratory system	Death-rate from Cancer	Per 1,000 LIVE births	Per 1,000 TOTAL (live and still) Births)	
Population— For birth-rate .....	} 20,100						
For death rates .....							
Mean of 5 years, 1944-1948 .....	17.0	11.7	0.32	1.78	2.96	2.87	50
Year—1948 .....	17.2	11.6	0.44	1.69	2.89	7.83	55
1949 .....	14.8	11.7	0.25	1.29	3.36	3.23	47
Increase or decrease in 1949 on— 5 years' average, 1944-1948 .....	-2.2	Nil	-0.07	-0.49	+0.40	+0.36	-5
Previous year .....	-2.4	+0.1	-0.19	-0.40	+0.47	+0.40	-8

The Birth rate for England and Wales was 16.7, for Ormskirk 14.8. The Death rate for England and Wales was 11.7, for Ormskirk 11.5. The Infantile Mortality rate for England and Wales was 32, for Ormskirk 47.

The Maternal mortality rate for England and Wales was 0.98, for Ormskirk 3.23.

Details of the Deaths are as follows :—

CAUSES OF DEATH :	M.	F.
Tuberculosis (Pulmonary) .....	4	1
Tuberculosis (Non-Pulmonary) .....	3	—
Syphilitic Diseases .....	2	—
Cancer (all forms) .....	7	19
Influenza .....	—	1
Diabetes .....	1	3
Intra-Cranial Vascular Lesions .....	13	14
Heart Diseases .....	42	39
Other Circulatory Diseases .....	2	—
Bronchitis .....	4	7
Pneumonia .....	3	3
Other Respiratory Diseases .....	1	1
Ulcer of the Stomach or Duodenum .....	2	2
Digestive Diseases .....	3	2
Diarrhœa (under 2 yrs.) .....	—	1
Nephritis .....	7	8
Maternal Causes .....	—	1
Premature Birth .....	3	1
Congenital Malformations and Birth Injuries .....	1	3

Suicide .....	.....	.....	.....	.....	.....	.....	.....	-	-	
Road Traffic Accidents .....	.....	.....	.....	.....	.....	.....	.....	-	-	
Other Violent Causes .....	.....	.....	.....	.....	.....	.....	.....	3	3	
All Other Causes .....	.....	.....	.....	.....	.....	.....	.....	15	10	
Total .....								.....	116	119

## SECTION 2.

### GENERAL PROVISION OF HEALTH SERVICES FOR THE AREA.

Ambulance services are provided by the Lancashire County Council under the provisions of the National Health Service Act 1946.

#### NURSING IN THE HOME.

Home nursing is carried out by the Lancashire County Council under the provisions of the National Health Service Act 1946.

#### HOSPITAL ACCOMMODATION.

All hospitals were taken over by the Liverpool Regional Hospital Board and maintained by them from July, 1948.

The Ormskirk County Hospital now takes all types of cases and has a consultant and resident staff. The Ormskirk General Hospital accommodates chronic and convalescent cases only. Out Patient Sessions are held at both these hospitals.

The Ormskirk Infectious Diseases Hospital has been converted to a Children's Convalescent Hospital while cases of Infectious Disease from the Urban District of Ormskirk are now sent to the New Hall Isolation Hospital, Scarisbrick.

## SECTION 3.

### SANITARY CIRCUMSTANCES OF THE AREA.

#### WATER SUPPLY.

With the exception of the Town End, Cottage Lane and Halsall Lane area, the area of the Urban District is supplied from the Council's Waterworks undertakings, situated at Dark Lane and Greetby Hill.

The supply at Greetby Hill is obtained from the Bunter Rock in the New Red Sandstone, and that at Dark Lane from the Keuper and Bunter formations.

Both stations are equipped with electric plant operating vertical spindle centrifugal pumps with a combined capacity of over 100,000 gallons per hour.

The quality of water at the present time is of high organic purity and not particularly hard.

The extent to which the demand has increased is indicated by the following comparisons :—

Daily supply, 1934 ..... 530,000 gallons.

Daily supply, 1949 ..... 750,590 gallons.

The bulk of the area being typically agricultural, it is unavoidable that certain isolated cottages and farms in the district still obtain their supplies from wells. The number of properties not on public supply only amounts to 0.5% of the houses in the area.

During the year an extension of 200yds. of 2" main to Old Engine Cottages, Lathom, and 69 yds. 2" main to Wellfield-lane, Ormskirk have been laid.

### ANALYSIS OF WATER SUPPLY.

27th October, 1949.

#### GREETBY HILL WORKS.

Station No. 1. Station No. 2.

Analytical results expressed in parts per million :—

Total solid matter in solution	397.6	287.2
Oxygen required to oxidise in—		
15 minutes	0.04	0.04
4 hours	0.08	0.08
Ammoniacal nitrogen as N.	None.	None.
Albuminoid nitrogen as N.	None.	None.
Nitrous nitrogen as N.	None.	None.
Nitric nitrogen as N.	3.1	4.4
Combined chlorine	41.0	35.0
Total hardness	276	182
pH value	6.8	6.3
Dissolved carbonic acid	75	79
Colour	None.	None.
Appearance	Clear.	Clear.
Smell	None.	None.
Suspended matter	Trace.	None.

The water organically is pure and though moderately hard is quite suitable for drinking and domestic purposes.

The water organically is pure and though slightly hard is quite suitable for drinking and domestic purposes.

## DARK LANE WORKS.

Station No.1.

Analytical results expressed in parts per million :—

Total solid matter in solution	164.0
Oxygen required to oxidise in—	
15 mins.	0.04
4 hours.	0.08
Ammoniacal nitrogen as N.	None.
Albuminoid nitrogen as N.	None.
Nitrous nitrogen as N.	None.
Nitric nitrogen as N.	4.4
Combined chlorine	26.0
Total hardness	88
pH value	6.0
Dissolved carbonic acid	69
Colour	None.
Appearance	Clear.
Smell	None.
Suspended matter	Trace.

The water organically is pure and quite suitable for drinking and domestic purposes.

## SEWAGE DISPOSAL.

The Council maintain three Sewage Disposal Works which deal with Ormskirk, Burscough and Westhead. The sewage is passed through sedimentation tanks and sludge drying beds, the surface effluent being treated by rotary filter and discharged into brooks.

The New Lane works was enlarged in 1943 in order to deal with increased flow due to the Royal Naval Air Station.

The dry weather flow at Ormskirk is 600,000 gallons per day.

### SANITARY ACCOMMODATION AT THE END OF 1949.

Number of fresh water closets	4809
"    "    pail closets	63
"    "    waste water closets	Nil
"    "    privies	752
"    "    privy middens	722
"    "    dry ashpits	96
"    "    dustbins	3,871

## CONVERSIONS.

During the year four privy closets (with two privy middens attached) and two pail closets were converted to closets on the water carriage system, and six dustbins were provided. In addition 15 dry ashpits were abolished and dustbins substituted therefor.

## PUBLIC CLEANSING.

This work is carried out by the Council's own employees. Two motor vehicles each with three men and a driver, and two motor vehicles (part time) are provided. The refuse is disposed of by tipping on any hollow land that is convenient.

The Council's rodent operative visits the tips at regular intervals.

## SANITARY INSPECTION OF THE AREA.

Number of premises visited—

Houses	437
Bakehouses	18
Factories	75
Cowsheds and dairies	43
Slaughter houses	1
Shops	69

Number of defects or nuisances discovered ..... 487

Number abated ..... 435

Number of notices served : Informal 293. Statutory 41.

Legal proceedings for non-compliance with a statutory Notice served under Sec. 93 of the Public Health Act 1936 were taken in one case. A Nuisance Order requiring the necessary work to be carried out was made by the Court.

## CANAL BOATS.

During the year six canal boats were inspected and their condition was found to be satisfactory.

## COMMON LODGING HOUSES.

There are now no common lodging houses in the district.

## SWIMMING BATHS AND POOLS.

There are no public swimming baths or pools in the district. There are two privately-owned swimming baths but they are not open to the public.

## SMOKE ABATEMENT.

During the year eleven observations were taken and warnings were given in three cases. It was not found necessary to take any formal action.

A Byelaw made in pursuance of Section 2 of the Public Health (Smoke Abatement) Act, 1926, is in force and prescribes that the emission of black smoke for a period of two minutes in the aggregate within any continuous period of thirty minutes from any one chimney in a building other than a private dwelling-house shall, until the contrary is proved, be presumed to be a nuisance.

## CAMPING SITES.

There are no licensed camping sites in the area. Three agricultural camps were set up for short periods during the Summer. These were conducted in a satisfactory manner.

## ERADICATION OF BED BUGS.

Seven houses were found to be very slightly infested and these were fumigated with "Fumite" D.D.T. Generators. Owing to the very slight infestation it was not thought necessary to warrant the use of Hydrogen Cyanide.

## RATS AND MICE (DESTRUCTION) ACT, 1919.

AND

## THE INFESTATION ORDER, 1943.

The following visits in connection with Rodent Control were made during the year :—

Dwelling houses 1372 ; Business premises 424 ; Local authority properties 443 ; Sewers and Sewage Works 207.

A total of 317 new minor infestations were discovered and dealt with. Pre-baits laid numbered 4002, and poison baits 1465. The bait bases used were sausage rusk and bread rusk and the poisons were zinc phosphide and arsenic.

The half-yearly maintenance treatment of the sewers was carried out in March when 35 per cent. of the manholes baited showed a pre-bait take.

A test baiting of the manholes in the area was made in August and was followed in September by the half-yearly maintenance treatment. A pre-bait take from only 20 per cent. of the manholes baited was recorded on this occasion.

## SECTION 4.

### HOUSING.

There is still a definite shortage of houses in the district, especially of the three bedroom type.

At the end of the year the Council had schemes in progress for the erection of 54 houses on the Richmond Avenue, Burscough site and 50 houses on the Scott Estate, County Road site. Further schemes for the erection of 76 houses in Richmond Avenue, Burscough, and 150 houses on the County Road site are contemplated.

The general standard of housing can be classed as good. Many of the older houses are in need of repair and these are being dealt with as quickly as possible.

#### (a) Statistics.

Number of new houses erected during the year	—	TOTAL	44
(i) By the Local Authority	.....	.....	30
(ii) By other Local Authorities	.....	.....	8
(iii) By other bodies and persons	.....	.....	6
1. <i>Inspection of Dwelling-Houses during the year—</i>			
(1) (a) Total number of dwelling-houses inspected for housing defects (under the Public Health or Housing Acts)	.....	.....	437
(b) Number of inspections made for the purpose	.....	.....	1368
(2) (a) Number of dwelling-houses (included under sub head (1) above) which were inspected and recorded under the Housing Consolidated Regulations, 1925 and 1932	.....	.....	63
(b) Number of inspections made for the purpose	.....	.....	71
(3) Number of dwelling-houses found to be in a state so dangerous or injurious to health as to be unfit for human habitation	.....	.....	1
(4) Number of dwelling-houses (exclusive of those referred to under the preceding sub-head) found not to be in all respects fit for human habitation	.....	.....	343
2. <i>Remedy of defects during the year without service of Formal Notices—</i>			
Number of defective dwelling-houses rendered fit in consequence of informal action by the Local Authority or their officers	.....	.....	247

3. *Action under Statutory Powers during the year—*

A.—Proceedings under Sections 9, 10 and 16 of the Housing Act, 1936.

(1) Number of dwelling-houses in respect of which notices were served requiring repairs	Nil
(2) Number of dwelling-houses which were rendered fit after service of formal notices :—	
(a) By owners	Nil
(b) By Local Authority in default of owners	Nil

B.—Proceedings under Public Health Acts :

(1) Number of dwelling-houses in respect of which notices were served requiring defects to be remedied	75
(2) Number of dwelling-houses in which defects were remedied after service of formal notices :	
(a) By owners	60
(b) By Local Authority in default of owners	Nil

C.—Proceedings under Sections 11 and 13 of the Housing Act, 1936 :—

(1) Number of dwelling-houses in respect of which Demolition Orders were made	1
(2) Number of dwelling-houses demolished in pursuance of Demolition Orders	Nil

D.—Proceedings under section 12 of the Housing Act, 1936 :

(1) Number of separate tenements or underground rooms in respect of which Closing Orders were made	Nil
(2) Number of separate tenements or underground rooms in respect of which Closing Orders were determined, the tenement or room having been rendered fit	Nil

## SECTION 5.

## SCHOOLS.

The Urban District is provided with fifteen schools. These include one Grammar School, one secondary Modern School, ten Public Elementary Schools, one Nursery School, and two Private Schools.

Descriptions of these Schools were given in the Annual Reports for 1945 and 1947.

LIST OF SCHOOLS IN THE ORMSKIRK URBAN DISTRICT.			
Div. No.	School	School No.	No. of Children on Roll on 1st Jan., 1950.
16	Ormskirk Grammar School	120	334 boys. 380 girls.
16	St. John's (Mixed) C. of E.	1	71
16	St. John's (Infants) C. of E.	1	58
16	Burscough Bridge Methodist	2	121
16	St. John's R.C.	3	59
16	Lathom Park C. of E.	4	5
16	Lerdsgate Township	7	70
16	Newburgh C. of E.	5	57
16	Lathom St. James' C. of E.	6	43
16	Ormskirk United Charity (Junior Boys)	11B	23
16	Ormskirk U.C. (Girls and Infants)	11G	130
16	St. Anne's R.C. (Mixed)	12M	10
16	St. Anne's R.C. (Infants)	12I	65
16	Wigan Rd. Secondary Modern School (Boys Dept.)	101B	295
	(Girls Dept.)	101G	—
16	Nursery School	150	40 on Roll

TABLE SHOWING THE SANITARY CONDITIONS OF EACH SCHOOL IN THE URBAN DISTRICT.

School	Washing Accommodation.	Water Supply	Cloakroom	Closet Accommodation	Feet from School	Drainage.
St. John's (Senior) C.E.	4 basin girls, 3 boys	Public Main	Separate	6 W.C's. girls, 4 W.C's boys.	18	Public Sewer
St. John's (Junior) C.E.	2 basins, 1 sink	"	One only	3 W.C's used in common	18	" "
Burscough Bridge Meth.	3 basins girls, 2 boys, 3 infants	"	Separate	4 W.C's. girls, 4 boys, 4 infants	40	" "
St. John's R.C.	4 basins for communal use	"	One only	5 W.C's girls, 5 boys	0	" "
Lathom Park C.E.	2 basins for communal use	"	One only	2 Pail closets girls, 2 boys	60	Open brook
Newburgh C.E.	One sink for girls and infants only	"	Separate	4 Pail closets girls and infants, 2 boys	18	Road Drain
Lathom St. James' C.E.	One sink girls, 1 sink boys	"	Separate	6 Trough closets girls, 3 boys	60	Public Sewer
Lordsgate Township	6 basins girls, 4 boys	"	Separate	4 W.C's. girls, 3 boys	Inside	" "
Ormskirk U.C. Boys	5 basins in cloakroom	"	One-ad-quate	5 Trough closets	50	" "
Ormskirk U.C. (Girls & Infants)	4 Basins girls, 4 Infants	"	Separate	4 Trough closets girls, 4 Infant boys	120	" "
St. Anne's R.C.	4 basins in passage (Communal)	"	Separate	5 Trough closets Infants and girls, 3 Trough closet; boys	5 24	" " " "
Wigan Rd. Secondary	13 basins girls, 13 boys	"	Separate	14 W.C's. girls, 5 boys	Inside	" "

ORMSKIRK SCHOOL CLINIC AND CHILD WELFARE  
CENTRE, GENERAL HOSPITAL.

Each Monday.

a.m.	Minor Ailments	†Dr. Wilson.	Nurse Lloyd.
p.m.	Child Welfare Centre	Dr. Hailwood.	Nurse Lloyd.

Each Tuesday.

p.m.	Orthopædic.	‡Mr. Osborne.	Nurse Graham.
------	-------------	---------------	---------------

Each Wednesday.

p.m.	Re-dressings.	Nurse Lloyd.
------	---------------	--------------

Each Friday.

a.m.	Dental Clinic	Mr. Ashman.
------	---------------	-------------

& p.m.

Each Friday.

a.m.	Ante Natal Clinic	Dr. Mayer, and Dr. Hailwood.
------	-------------------	---------------------------------

† Dr. Wilson attends 1st and 3rd Mondays in month only.

‡ Mr. Osborne attends 1st Tuesday in month only.

BURSCOUGH CHILD WELFARE CLINIC (OLD COUNCIL  
OFFICES).

Each Thursday.

p.m.	Child Welfare Clinic.	† Dr. Wilson.	Nurse Rigby.
------	-----------------------	---------------	--------------

† Dr. Wilson attends alternate Thursdays.

IMMUNISATION CLINIC.

Outpatients' Dept. Ormskirk General Hospital.	Every fourth Thursday. a.m.	Dr. C. R. Wilson and Nurse Lloyd.
Burscough Council Offices	1st Monday in month, p.m.	Dr. C. R. Wilson and Nurse Rigby.

VACCINATION CLINIC.

Outpatients' Dept., Ormskirk Gen. Hospital	Each Monday p.m. in conjunction with Child Welfare Clinic.	Dr. Hailwood and Nurse Lloyd.
Burscough Council Offices.	First Monday in the month p.m. in conjunc- tion with Immunisation Clinic.	Dr. C. R. Wilson and Nurse Rigby.

SECTION 6

(a) INSPECTION AND SUPERVISION OF FOOD.

DAIRIES AND COWSHEDS.

The dairies and cowsheds in the district have been periodically visited, and with one or two exceptions their general condition was satisfactory. In six cases lime-washing was found to be overdue, but was subsequently carried out.

Under the provisions of the Food and Drugs (Milk and Dairies) Act 1944, which came into operation on the 1st October, 1949, the supervision and control of Milk production at the farms is now the responsibility of the Ministry of Agriculture and Fisheries.

## SAMPLES OF MILK FOR BACTERIOLOGICAL EXAMINATION.

Thirty samples of milk were taken and submitted for various bacteriological tests, with the following results :—

Phosphatase test	.....	.....	24	satisfactory	1	unsatisfactory.
Methylene Blue						
Reduction Test	.....	25	..	5	..	
Coliform test	.....	4	..	1	..	
Turbidity test	.....	2	..	—	..	
Inoculation test for T.B.	.....	5	negative.			

### MILK (SPECIAL DESIGNATIONS) ORDER 1936.

The following licences authorising designations to be applied to milk sold in the Ormskirk Urban District were issued under the above-named Order :—

Tuberculin Tested Milk	.....	1	bottling Licence.			
		10	Dealers Licences (principal).			
		2	..	..	(supplementary)	
Accredited Milk	.....	1	bottling Licence.			
		1	Dealers Licence (principal).			
Pasteurised Milk	.....	3	Dealers Licences (principal).			
		1	..	..	(supplementary).	

### MILK AND DAIRIES REGULATIONS 1949 : MILK (SPECIAL DESIGNATIONS) (PASTEURISED AND STERILISED MILK) REGULATIONS 1949 : MILK (SPECIAL DESIGNATIONS) (RAW MILK) REGULATIONS 1949.

These Regulations, which revoke the Milk and Dairies Regulations 1926 to 1943, and the Milk (Special Designations) Regulations 1936 to 1948 became operative on the 1st October, 1949.

The new Milk and Dairies Regulations require the registration by the local authority of persons carrying on the trade of distributors of milk from premises within their area, and of premises within their district, not being dairy farms, which are used as dairies.

The Special Designation Regulations provide for the issue of yearly licences by the local authority authorising the use of Special Designations (Tuberculin Tested; Accredited; Pasteurised; Sterilised) in relation to milk sold in their area.

The number of registrations granted and licences issued is as follows :—

Registrations.		Licences in relation to			
Dairies.	Distributors.	T.T. Milk	Pasteurised Milk	Sterilised Milk.	Accredited Milk.
6	15	11	14	10	—

#### LANCASHIRE COUNTY COUNCIL (RIVERS BOARD AND GENERAL POWERS) ACT, 1938.

Sections 115 and 116 of this Act, which are administered by the Council, require registration of persons and premises as follows :—

- (a) Hawkers of meat, fish, fruit and vegetables, and their premises (if any) used for the storage of such goods.
- (b) Premises used for the manufacture, storage or sale of Ice Cream.
- (c) Premises in which sausage, potted, pressed, pickled or preserved meat, fish or other food intended for sale is manufactured.

The numbers of such registrations at the end of 1949 were as follows :—

Under (a)	.....	42
„ (b)	.....	30
„ (c)	.....	21

The premises have been periodically visited to ensure that a satisfactory standard of cleanliness is maintained.

#### FOOD PREPARATION PREMISES, RESTAURANT KITCHENS, ETC.

These premises have been periodically visited to ensure that a satisfactory standard of cleanliness is maintained and at several premises improvements have been effected.

#### ICE CREAM.

There are now five premises within the Urban District registered for the manufacture of Ice Cream. In each case equipment is installed to produce ice cream in accordance with the requirements of the Ice Cream (Heat Treatment) Regulations, and the premises are satisfactory.

During the year 99 samples of Ice Cream were obtained and submitted to the City Bacteriological Department, Liverpool for methylene blue reduction test.

The following table shows the sources of the samples and the results of the tests :

	Total No. of samples	No. of samples in				% in grades 1 & 2
		Grade 1	Grade 2	Grade 3	Grade 4	
Local Manufacturers.....	32	13	15	1	3	87%
Shops and Cinemas. ....	55	9	26	8	12	64%
Vehicles. ....	12	3	6	1	2	75%

Of the total samples taken 73% were in grades 1 and 2. In the year 1948 45% of the 92 samples taken were in grades 1 and 2.

In April 1949 the Council adopted Codes of Practice in relation to the manufacture, storage and sale of Ice Cream.

#### (b) MEAT AND FOOD INSPECTION.

There is only one licensed slaughter house in the district and this is licensed for the slaughter of pigs only.

During the year 955 pigs were inspected.

The following Table gives a summary of the meat and other foods condemned during the year :—

#### CARCASES OF PIGS.

ALL DISEASES EXCEPT TUBERCULOSIS.	Weight.		
	cwt.	qrs.	lbs.
Whole carcase condemned .....	1	1	0 11
Carcases of which some part or organ condemned .....	25	1	13
% of total number inspected affected with other diseases	2.62		
TUBERCULOSIS ONLY.			
Whole carcase condemned .....	Nil		
Carcases of which some part or organ condemned .....	24	3	0 22
% of total number inspected affected with Tuberculosis	2.51		

OTHER FOOD CONDEMNED.

	cwts.	qrs.	lbs.
Beef	1	2	19
25 cans of Fruit		1	17
81 „ Milk		2	23
34 „ Meat		2	3
13 „ Fish			10
33 „ Vegetables		1	2
3 „ Soup			3
1 „ Jam			2
Dried Fruit		1	2
Bacon and Ham		2	27
Cheese			4
Meat Paste			10
Plums			10
41 Rabbits		3	10
	10	1	20

(c) ADULTERATION.

The section of the Food and Drugs Act, 1938, dealing with adulteration is administered by the Lancashire County Council and I am indebted to Doctor Hall, County Medical Officer of Health for the following information :—

SAMPLES TAKEN DURING 1949.

A total of 121 samples was obtained ; of these 88 were of milk, and the 33 others comprised :—

3 Butter.	1 Peppermint flavouring.
1 Strawberry flavouring.	1 Cochineal colouring.
1 Jelly making compound.	1 Tea.
1 table jelly compound.	1 Margarine.
1 Cooking fat.	1 Coffee.
5 Self raising flour.	1 Oatmeal.
1 Pork sausage.	4 Ice Cream.
2 Beef sausage.	2 Golden Syrup.
4 Jam.	1 Treacle.
1 Jersey Milk.	

All the above samples were certified by the County Analyst to be genuine with the exception of the following :—

Sample.	Result of Analysis.	Action taken.
1 formal Milk.	Deficient 36% fat.	Prosecution. Case dismissed. £13 cost awarded against L.C.C.
1 formal milk.	Deficient 5.2% solids-not-fat. Freezing point indicated the presence of 3% of extraneous water.	Vendor cautioned and further samples obtained.
1 beef sausage.	Deficient 23% of the minimum percentage of meat.	Prosecution. Vendor fined £1 and £3 3s. 0d. costs.

## ORMSKIRK MARKET.

The Ormskirk Market is an ancient institution dating from April 28th, 1286, when King Edward the First granted "a Thursday market and a five days' fair" to the town for ever. The rights in the Market appear to have been vested in the Earl of Lancaster, for on the 29th September, 1286, those rights were transferred by the Charter of Henry, Duke of Lancaster, to the Prior of Burscough Abbey on the payment of an annual sum. The alienation of these Market rights is confirmed by the Charter of Henry, Earl of Lancaster, in 1339.

The rights remained vested in the Priory until the Dissolution of the Monasteries about 1536, and after its surrender to King Henry VIII. by Robert Barton, the last prior (who died in 1553), the Priory was granted to Sir William Paget, K.G., Principal Secretary of State in 1547.

A little over a century later (on the 23rd June, 1670) King Charles II. granted to Charles, the Eighth Earl of Derby, and his successors, the right to hold and keep two fairs, one in Whitsun week and the other at the end of August in each year, and a market to be held on Thursdays.

By a conveyance dated the 30th day of September, 1876, the Rights in the Market were sold by the Earl of Derby to the Ormskirk Local Board for £1,000.

The Ormskirk Local Board made Byelaws, which were allowed by the Local Government Board on the 17th December, 1881, whereby a market was to be held on Thursday and Saturday of each week throughout the year, which were amended to provide that a market was to be held on each week day throughout the year "unless the same shall be a day duly appointed for solemn fast or public thanksgiving."

Consequent upon the amalgamation Order of 1931 whereby Ormskirk Urban District was amalgamated with the Urban District of Lathom and Burscough the byelaws lapsed and new byelaws were made on the 19th December, 1935. These included *inter alia*, the fixing of the days and hours during each day on which the market shall be held. Regulations as to the use of the market place and the buildings, stalls, pens and standings therein, and for preventing nuisances or obstructions therein, or in the immediate approaches thereto. Penalties for offences against the byelaws. A table of Tolls leviable in the market was incorporated.

The market continued to be held throughout the war years, although on a limited scale. It has now regained much of its colourfulness, and each Thursday Moor Street, Moorgate and Aughton Street are filled with market stalls and itinerant tradesmen of all kinds. The Saturday market is limited to Moor Street except for an occasional two or three stalls in Aughton Street, but nevertheless there is much trading, especially in home produce.

It is the practice of the Health Department to make regular inspections of all the market stalls and the Sanitary Inspectors pay particular attention to those stalls selling foodstuffs each market day.

### FACTORIES ACT, 1937.

#### 1.—INSPECTIONS FOR PURPOSES OF PROVISIONS AS TO HEALTH.

Premises.	Number on Register.	Number of		
		Inspections.	Written Notices.	Occupiers Prosecuted
(i) Factories in which sections 1, 2, 3, 4 and 6 are to be enforced by Local Authorities.	48	43	—	—
(ii) Factories not included in (i) in which Sec. 7 is enforced by the Local Authority.	40	32	1	—
(iii) Other premises which Sec. 7 is enforced by the Local Authority (excluding out-workers premises).	1	—	—	—
	89	75	1	—

2.—CASES IN WHICH DEFECTS WERE FOUND.

Particulars.	Number of cases in which defects were found.				Number of cases in which prosecutions were instituted
	Found.	Remedied.	Referred		
			To H.M. Inspectors.	By H.M. Inspectors.	
Want of cleanliness (S.1). .....	6	6	-	-	-
Overcrowding (S.2). .....	-	-	-	-	-
Unreasonable temperature (S.3). .....	-	-	-	-	-
Inadequate ventilation (S.4).	-	-	-	-	-
Ineffective drainage of floors (S.6). .....	-	-	-	-	-
Sanitary Conveniences (S.7).	2	1	-	1	-
(a) Insufficient .....					
(b) Unsuitable or defective.	5	5	-	-	-
(c) Not separate for sexes.	-	-	-	-	-
Other offences against the Act (not including offences relating to outwork). .....					
Total : .....	13	12	-	1	-

OUTWORKERS  
None.

## SUMMARY OF VISITS MADE BY SANITARY INSPECTORS DURING THE YEAR 1949.

Visits to dwelling houses (Public Health Act and Housing Acts)	1431
" re Water Supply	37
" " Drainage	95
" " Refuse Collection and disposal	85
" " Rodent Control	30
" to Schools	16
" " Shops (Shops Act)	69
" " Factories	75
" " Slaughtherhouse	114
" " Butchers and Grocers premises	129
" " Fried Fish Shops and fishmongers	19
" " Greengrocers and fruiterers	19
" " Cowsheds, dairies and milkshops	88
" " Ice Cream Premises	137
" " Cafes and Restaurants	27
" " Street Vendors and Hawkers carts	31
" " Market	134
" in connection with Milk Sampling	26
" " " " Water Sampling	15
" " " " Food and Drugs Sampling	21
" " " " Ice Cream Sampling	85
Miscellaneous Visits	65

### SALVAGE.

WASTE PAPER.—During the year a total weight of 159 tons 17 cwts. 2 qurs. of waste paper was collected and baled. This waste paper realised a sum of £976.

### SECTION 7.

#### PREVALENCE OF AND CONTROL OVER INFECTIOUS AND OTHER DISEASES.

The number of cases of infectious disease notified to the Health Department during the year was 161, which is much lower than the previous year, when 485 cases were recorded. Of the number notified during 1949, 75 were cases of Measles and 53 were cases of Whooping Cough.

It is of interest to note that there were no notified cases of Diphtheria during the year and no deaths from the disease.

## DIPHThERIA IMMUNISATION.

Immunisation against Diphtheria has been continued during the year with satisfactory results. A total of 295 children completed a course of Immunisation, of whom 250 were below the age of two, the most important time for primary immunisation.

The following table shows the number of children in the Ormskirk Urban District who have now completed a course of Immunisation :—

	Under 5	5—14	Total
Total Population in Age Group	1653	2764	4417
Total No. Immunised	901	2470	3371
Percentage	54.5	89.3	76.3

## DIPHTHERIA IMMUNISATION.

Number of persons, in age groups, completely immunised.

Age	1938	1939	1940	1941	1942	1943	1944	1945	1946	1947	1948	1949	
Under 1 year	—	—	—	7	6	1	2	—	17	58	29	161	
1 year	—	1	2	101	84	65	89	133	136	103	234	89	
2 "	1	2	14	101	99	18	11	31	39	10	25	10	Total under 5 years at end of 1949
3 "	—	4	11	75	83	12	10	19	29	13	12	14	
4 "	1	1	11	98	78	20	17	14	24	11	13	3	901
5 "	1	—	21	242	96	22	16	41	29	20	7	5	
6 "	1	1	19	150	91	15	10	17	16	16	10	4	Total 5-9 years at end of 1949.
7 "	—	4	13	161	60	9	12	33	7	7	6	4	
8 "	1	—	27	201	75	8	10	31	9	13	4	—	
9 "	1	—	15	196	67	8	7	21	2	3	1	1	1018
10 "	1	—	29	200	76	11	13	19	3	1	3	2	
11 "	1	1	8	229	73	4	14	12	2	2	3	—	Total 10-14 years at end of 1949.
12 "	—	—	5	207	59	2	9	29	—	4	1	1	
13 "	—	—	1	198	42	7	3	21	2	6	2	—	1451
14 "	—	—	2	42	19	1	1	5	—	1	2	—	
15 years and over	—	—	—	12	20	5	1	—	—	4	1	1	Total over 14 at end of 1949
TOTALS	8	14	178	2220	1028	208	225	426	315	272	353	295	5542

Total number of children who were given reinforcing injections — 35  
 Total number of children under 14 who have been immunised — 3371

NOTIFIABLE DISEASES (OTHER THAN TUBERCULOSIS) DURING  
THE YEAR, 1949.

NOTIFIABLE DISEASES.	TOTAL CASES NOTIFIED.										Total Deaths.
	Total Cases at all Ages.	YEARS.									
		0—	1—	3—	5—	10—	15—	25—	45—	65 & over	
Scarlet Fever .. .. .	14		3	9	2						
Measles .. .. .	75	4	24	28	16	1	1	1			
Whooping Cough .. ..	53	5	9	17	10	2		1			
Pneumonia .. .. .	18	1	1		1	1	1	1	8	4	6
Ophthalmia Neonatorum	1	1									
<b>TOTALS</b> .. .. .	161	11	34	48	45	6	2	3	8	4	6



TABLE SHOWING DISTRIBUTION OF CASES OF INFECTIOUS DISEASES  
NOTIFIED DURING THE YEAR 1919.

	WARDS.											Totals
	Aughton	B'cough North	B'cough South 1	B'cough South 2	Derby	Knowsley	Lathom 1	Lathom 2	Scarisbrick	W'head	W'head N'burgh	
Scarlet Fever	3	4	-	2	2	-	-	-	2	1	-	14
Whooping Cough	7	2	1	4	8	3	2	3	17	6	-	53
Measles	2	16	3	18	-	8	2	5	5	15	1	75
Pneumonia	4	-	-	-	2	7	-	-	4	1	-	18
Ophthalmia Neonatorum	-	-	-	-	1	-	-	-	-	-	-	1
	16	22	4	24	13	18	4	8	28	23	1	161

# TUBERCULOSIS.

## NEW CASES AND MORTALITY DURING 1949.

Age Periods.	NEW CASES.				DEATHS.				
	Respiratory		Non-Respiratory		Respiratory		Non-Respiratory		
	M.	F.	M.	F.	M.	F.	M.	F.	
Years									
0—									
1—									
2—		1	1				2		
5—			1						
10—									
15—									
20—	1	2							
25—	1	1							
35—	1	1							
45—	1				1	1			
55—	1						1		
65—	1				2				
75 and upwards	1				1				
Totals	7	5	2	—	4	1	3	—	
	12		2		5		3		



