

[Report 1964] / Medical Officer of Health, Oldham County Borough.

Contributors

Oldham (England). County Borough Council. nb2004302054

Publication/Creation

1964

Persistent URL

<https://wellcomecollection.org/works/xb36rnnf>

License and attribution

You have permission to make copies of this work under a Creative Commons, Attribution license.

This licence permits unrestricted use, distribution, and reproduction in any medium, provided the original author and source are credited. See the Legal Code for further information.

Image source should be attributed as specified in the full catalogue record. If no source is given the image should be attributed to Wellcome Collection.




Wellcome Collection
183 Euston Road
London NW1 2BE UK
T +44 (0)20 7611 8722
E library@wellcomecollection.org
<https://wellcomecollection.org>

44866
COUNTY BOROUGH OF OLDHAM



ANNUAL REPORT
OF THE
Medical Officer of Health

1964



Digitized by the Internet Archive
in 2018 with funding from
Wellcome Library

<https://archive.org/details/b29937371>

COUNTY BOROUGH OF OLDHAM



ANNUAL REPORT

OF THE

Medical Officer of Health

1964

COUNTY BOROUGH OF OLDHAM




ANNUAL REPORT

Department of Public Health

Opened 10th December, 1964

Medical Officer of Health

1964



Department of Public Health,

Oldham.

November, 1965.

To the Chairman and Members of the Health Committee,

Mr. Chairman, Ladies and Gentlemen,

I have pleasure in presenting my Report on the Health of the Borough for the year 1964.

Without doubt, the highlight of the year was the opening of the new administration building to house the Department of Public Health. The opening ceremony, performed by Dr. J. T. Chalmers Keddie on December 10th, 1964, took place almost exactly one year from the commencement of building. It is a far cry from this magnificent edifice to the shabby little building next to the Town Hall that had been the home of this department over so many eventful years, but which is not without its place in the history of Oldham.

Originally a public house, "The King's Arms," it was erected sometime after 1800, replacing an old smithy, which in its turn stood on the site of a former corn mill. Prior to the erection of the Town Hall, the hustings were stood in front of this hostelry, from whose upper windows such celebrated characters as William Cobbett, John Fielden and Fergus O'Connor addressed enthusiastic and sometimes turbulent audiences. On one occasion, that fiery radical, John Knight, to the utmost consternation of his party, donned the red cap of Liberty and thrust his head out of the window, to the roars of approval, or maybe disapproval, of the crowds beneath.

There were four known licensees between 1817 and 1894, at which latter date the building was purchased by the Corporation of Oldham, though remaining as licensed premises until 1917, prior to being taken over by the Public Health Department which was to remain in occupation for nearly fifty years. However well suited the premises may have been initially, there is no doubt that for more than a decade they have been most inadequate, both in capacity and amenity, indeed many services have had to be housed in other buildings. The transfer to the new premises has enabled all sections to be housed under one roof, and conditions here are very different indeed.

In May, Alderman Miss A. A. Kenyon, J.P., retired from the Council after seventeen busy years of public life, twelve of them on this Committee, and for the past nine years Chairman of the Mental Health Sub-Committee. We all wish her well.

There have been few changes in the senior staff. Miss M. Hadfield resigned her post as Assistant Non-Medical Supervisor of Midwives, in March, on being appointed Non-Medical Supervisor to the County Borough of Preston.

Two assistant medical officers joined the staff towards the end of the year. Dr. S. K. Mehra and Dr. E. Cheesmond, bringing the establishment up to full strength for the first time in some years.

Dr. E. M. R. Stuart was promoted Senior Assistant Medical Officer, with special responsibilities in the field of geriatrics, and is seconded to the Geriatric Unit at Oldham & District General Hospital for two sessions weekly. This further close liaison with the Hospital is in general keeping with the policy of your committee, and makes for a far better service to the community.

The birth rate has once again risen, to 19.25 per thousand, compared with 18.39 in the previous year. During the year, work was commenced on extending the Maternity Unit at Oldham & District General Hospital, and

necessitated the temporary closure of a number of beds. This led to the adoption of an early discharge scheme which has thrown much extra work on the domiciliary midwifery service, and I thank them for their willing co-operation in this matter.

There was an encouraging fall in the stillbirth rate, already below the average for England and Wales, from 16.39 in 1963, to 15.88 in the year under review. Not so encouraging is the number of 76 infants who died within one year of birth. This gives a rate of 35.04 per thousand live births, compared with the national average of 20 per thousand in England and Wales. This figure, does however, include 48 infants dying within one week of birth, thirteen of whom were classed as pre-viable (i.e. a gestation period of less than 28 weeks). The exclusion of these pre-viable babies from the total number of infant deaths would reduce the overall figure to 63, giving an infant mortality rate of 29.05 which is probably more realistic, albeit still much too high. Again the majority of deaths in this category were due to congenital causes.

Once more I am happy to report that there were no maternal deaths, or deaths associated with pregnancy. This is the third consecutive year that such a report has been made, indeed, over the past decade only 7 such deaths have been recorded, whereas in the previous two decades, 26 and 83 were recorded respectively. This is indeed an indication of progress and I am delighted to congratulate those concerned.

In the year under review, the death rate fell slightly to 14.21 compared with 14.61 in 1963. The major individual cause of death in males was coronary thrombosis; 165 deaths, compared with 155 last year. Reviewing the figures over the past ten years, there has been a gradual and sustained increase from 0.86 per 1,000 males, and 0.59 per 1,000 females in 1955, to 1.46 and 0.82 respectively. There is a heavy increase in persons over 75 years of age, and to some extent this can be expected, as many have survived illnesses which would in former years have proved fatal, but nevertheless it is felt there has been some real increase as must be so regarded those cases occurring in men in the prime of life. The factors behind this increase are not clear, but there is little doubt that we are seeing some of the effects of an affluent, industrialised society reflected in our mortality and morbidity patterns.

Two hundred and seventy seven deaths from all forms of cancer were registered in 1964, a slight fall from the previous year. The number of deaths from this cause has shown little variation over the past 8 years, but the percentage has risen, again possibly an apparent increase due to lessened mortality from other diseases, and a falling death rate. On the other hand, lung cancer deaths show a real increase at 0.58 per thousand, the highest number occurring in males in the 55-75 age group.

Sixteen per cent, seven cases out of forty-four, of all new cases of tuberculosis occurred in immigrants. The immigrant population is highly susceptible to tuberculosis, and their tendency to live in overcrowded conditions does not help matters. Thorough contact tracing, and abatement of overcrowding where this is detected, are important control measures. All immigrants are asked to have their chests X-rayed when arriving in Oldham, unless a previous, recent report is available.

Health Education has been vigorously promoted throughout the year, and the medical and health visiting staffs have been very active in both the schools and in the general field. In May, an "accident in the home" exhibition was held at the Tate Street clinic and proved very successful, attracting a great deal of publicity. It is essential that the public be made more aware of the hazards awaiting them in the home, as well as those to be met on the roads. During the year under review, 40 people were killed accidentally at home, at work, or at play, compared with 25 in road accidents. 43 per cent of these deaths were occasioned by falls in people over 75 years of age. Also in May, the mobile anti-smoking unit of the Central Council for Health Education, visited the town, and attracted great interest. Specialised teams from the Manchester Committee on Cancer, also held several well-supported and interesting meetings

With the rapid progress of slum clearance in the St. Mary's ward, a number of general practitioners will lose their premises, and this has engendered an interest in the provision of a Health Centre. In the month of June, a party comprised of members of the Borough Council, Oldham Executive Council, with their officers and representative general practitioners, visited Bristol to study the health centres already operating there. The visit proved of great interest and the general practitioners of St. Mary's ward have requested the provision of a health centre, for which a site has now been selected. Requests for health centres in other parts of the town have also been made. There is no doubt that for such centres to be a success, the demand must come from the general practitioners themselves, for without their active interest and support, to build a health centre is to court disaster. The health committee has agreed that future local authority clinics be designed in such a manner as to facilitate easy extension should a health centre be desired in any area.

Early in the year, a scheme of Health Visitor—General Practitioner attachment was inaugurated. Starting as a pilot scheme in the Derker-Waterhead area it was so successful that it was rapidly extended to cover the remainder of the town. Because of the shortage of health visitors, and the pattern of general practice in the borough, it has not been possible to second health visitors to individual practices. The scheme is based on the health visitor's area and she visits each practice in her area once a week, or at intervals agreed with the individual general practitioner. At this visit, she discusses any relevant problems the doctor may have, and makes a domiciliary visit if required, reporting back to the doctor either personally or by telephone. Should the address be not in her own area, she passes the request on to the health visitor concerned, who later informs her of the outcome, and she in turn reports to the general practitioner. This system is not as involved as it may seem, and has proved valuable and instructive to practitioners and health visitors alike.

As in many of the services provided by the department, the district nurses are working more and more with the elderly, and of necessity this type of case is time consuming. We have the good fortune to be fully staffed in this section, in fact we have a waiting list of nurses wishing to undertake this type of work, but if the present pattern continues it will soon be necessary to increase the establishment as was forecast in the ten year plan.

The anti-tetanus clinic, plans for which were formulated at the close of 1963, is now in full operation and is held in the outpatient department of Oldham Royal Infirmary. As many of the patients attending are from the neighbouring county districts, a joint scheme has been set up whereby the clinic is staffed alternately by members of this Department, and No. 14 Health Division, Lancashire County Council. This is an interesting experiment in co-operation between the hospital and neighbouring Health Authorities, and is working well indeed.

Towards the end of the year, serious staffing problems in the Mental Health Service necessitated a drastic reduction in the work done in conjunction with the hospitals, but I am pleased to report that new appointments will largely correct this deficiency early in the new year. During the year, work commenced on the extension of the Special Care unit at Haven Lane, and we should be able to offer a more regular service for those severely handicapped children on our list.

Several new teaching methods have been introduced into the curriculum at the Junior Training Centre, including the use of I.T.A. in the attempt to teach certain selected children to read.

Another new venture was the formation of a social club by the Parents' Association. This is held at the Derker Child Welfare Centre on Wednesday evenings, and enables parents and the trainees of both junior and adult centres to enjoy a social evening.

The Domestic Help Service has again been worked to full capacity and great difficulty is experienced in recruiting and retaining staff. The organizer and her assistants have been granted a car allowance, which has enabled them to increase the number of their visits, but they are still working under pressure, and there is no doubt that an increase in establishment of supervisory staff will have to be sought.

The chronic shortage of public health inspectors has thrown a heavy burden on the remaining staff, but in spite of this, a good deal of work has been carried out. Slum clearance proceeds apace and already we are seeing some indication of what the town will look like in the future. It is perhaps unfortunate that the representation of some of the worse unfit properties must wait upon representation of somewhat better, though still unfit, property in other parts of the town, but expediency dictates this must be so, as obviously the redevelopment of major areas is consistent with good planning, and we have seen all too frequently the lack of such planning in the past. Possibly the only answer, and this is beset with enormous, if not insurmountable difficulties, is to increase the rate of new building.

The inception of the Offices, Shops and Railway Premises Act, a welcome, if long overdue legislation, has thrown an added burden on the department, but registration is proceeding, and 1,052 premises were registered by the year's end.

The Aberdeen typhoid epidemic caused severe repercussions throughout the country, and this Authority was no exception, 2,292 visits being made to food and other premises as a result of which, 125 tins of suspect corned beef were removed.

Twenty-six cases of food poisoning were brought to notice during the year, and there is a probability that two of these were contracted on holiday by the drinking of unpasteurised milk from a vending machine. The presence of salmonella organisms in raw milk is not unknown, and is an added argument for the compulsory heat treatment of all milk. In connection with this, since routine bacteriological testing of all raw milk supplies entering the borough commenced, at the beginning of the year, 9 pasteurisation orders have been made, and later withdrawn after the slaughter of affected cows, or their withdrawal from the herd. An additional 6 cases were referred to the medical officers of health of the production districts concerned, for further investigation.

Number 6 (Garden Suburb) Smoke Control Order was submitted during the year, and was preceded by an exhibition organized by the department and showing the various suitable types of heating appliances available. As well as representatives of the Gas, Electricity and Coal Boards, public health inspectors were in attendance to explain the various requirements. The exhibition was well attended, and amply justified the time and expense involved. It is hoped to repeat the exhibition in other areas as they become due for conversion.

This has been a year of experiment in new fields and consolidation in old ones, and my sincere thanks are due to the staff of this department and to those other departments and organizations without whose help and co-operation we could not function.

I also thank you, Mr. Chairman, Ladies and Gentlemen, for your enthusiasm, interest and support, during what has been, for me at least, a most memorable year.

Your obedient servant,

BASIL GILBERT.

Medical Officer of Health.

THE HEALTH COMMITTEE

Chairman:

Alderman F. Baxter

Deputy Chairman:

Councillor W. Wheeler

The Mayor:

Councillor Edward Kenney, J.P.

Councillor J. Bradley

Alderman J. McQuillan

Councillor H. E. Chamberlain,

Councillor E. G. Taylor

M.B.E., J.P. Councillor A. R. Nettleton,

Councillor G. Leonard

M.R.C.S., L.R.C.P.

Councillor F. Collins

Non-Council Members:

P. C. Steptoe, Esq.,

M. Strang, Esq., M.B., Ch.B.

F.R.C.S., F.R.C.O.G.

Miss A. Wrigley

Mrs. E. Shyne

MATERNITY AND CHILD WELFARE SUB-COMMITTEE

Chairman:

Alderman F. Baxter

Deputy Chairman:

Councillor W. Wheeler

The Mayor

Councillor G. Leonard

Councillor J. Bradley

Alderman J. McQuillan

Councillor H. E. Chamberlain,

Councillor E. G. Taylor

M.B.E., J.P. Councillor A. R. Nettleton,

M.R.C.S., L.R.C.P.

Councillor F. Collins

Non-Council Members:

P. C. Steptoe, Esq.,

M. Strang, Esq., M.B., Ch.B.

F.R.C.S., F.R.C.O.G.

Miss A. Wrigley

Mrs. E. Shyne

HOME NURSING SUB-COMMITTEE

Chairman:

Councillor W. Wheeler

The Mayor

Alderman J. McQuillan

Alderman F. Baxter

Councillor E. G. Taylor

Councillor J. Bradley

Councillor A. R. Nettleton,

Councillor H. E. Chamberlain,

M.R.C.S., L.R.C.P.

M.B.E., J.P. Councillor F. Collins

Councillor G. Leonard

Non-Council Members:

T. E. C. Crozier, Esq.	Miss A. Wrigley
M. Strang, Esq., M.B., Ch.B.	Miss L. Raw

MENTAL HEALTH SUB-COMMITTEE*Chairman:*

Councillor F. Collins

The Mayor	Councillor G. Leonard
Alderman F. Baxter	Alderman J. McQuillan
Councillor W. Wheeler	Councillor E. G. Taylor
Councillor J. Bradley	Councillor A. R. Nettleton,
Councillor H. E. Chamberlain,	M.R.C.S., L.R.C.P.
M.B.E., J.P.	

Non-Council Members:

Miss A. Wrigley	Mrs. E. Shyne
-----------------	---------------

STAFF

DEPARTMENT OF PUBLIC HEALTH

Medical Officer of Health and Principal School Medical Officer:

Basil Gilbert, M.R.C.S., L.R.C.P., D.P.H.

Senior Medical Officer/Senior School Medical Officer:

John Starkie, M.B., Ch.B., M.R.C.S., L.R.C.P., D.P.H.

Senior Assistant Medical Officer of Health/School Medical Officer:

E. M. Rossa Stuart, M.B., B.Ch., B.A.O., D.P.H. (from 1.8.64)

Assistant Medical Officers of Health/School Medical Officers:

Edna Circuit, M.B., Ch.B., D.P.H.

E. M. Rossa Stuart, M.B., B.Ch., B.A.O., D.P.H. (to 31.7.64)

Isabelle B. Barrie, M.B., Ch.B., D.Obst., R.C.O.G., D.P.H.

James H. Dransfield, M.A., L.M.S.S.A.

Surendra Kumar Mehra, M.B., B.S. (from 7.9.64)

Eugenie H. D. Cheesmond, M.B., Ch.B. (from 1.10.64)

Assistant Medical Officers, M. & C.W. (Part-time)

Joyce Cooper, M.B., Ch.B., M.R.C.S., L.R.C.P.

Anna N. Edward, L.R.C.P., L.R.C.S., L.R.F.P.S.

Liselott Schreiber, M.D.

Principal School Dental Officer:

James Fenton, L.D.S.

Dental Officer:

J. H. Woolley, L.D.S.

Part-time Dental Officers:

F. C. Banerjee

A. D'A. Fearn

R. Dannous

K. Lomax

Honorary Consultant Medical Officer of Health:

J. T. Chalmers Keddie, M.B., Ch.B., D.P.H.

Consultants:

F. A. L. daCunha, M.A., M.B., B.Chir., M.R.C.S., L.R.C.P.,

F.R.C.O.G. Obstetrician

D. Hilson, M.A., M.B., B.Chir. (Cantab.), F.R.C.P. (Ed.), M.R.C.P.:

M.R.C.S., D.C.H. Paediatrician

Arthur Pool, M.B., Ch.B., M.R.C.P., D.P.M. Psychiatrist

J. Johnson, M.B., M.R.C.P. (Ed.), D.P.M. Psychiatrist

A. Chalmers Fleming, M.B., B.S., D.P.M. Mental Subnormality

W. H. Lloyd, M.B., Ch.B., M.R.C.P. (Ed.) Geriatrician

J. N. Appleton, M.B., Ch.B., D.L.O., F.R.C.S. Aural Surgeon

G. Mason-Walshaw, B.A., M.R.C.S., L.R.C.P., F.F.A., D.A. Anaesthetist

F. Janus, B.Sc., M.D., M.R.C.S., L.R.C.P. Ophthalmic Surgeon

Chest Physician:

Henry S. Bagshaw, M.B., Ch.B., D.P.H.

Chief Chiropodist:

David Russell, M.Ch.S., S.R.Ch.

Chiropodists:

Mrs. B. Lord, M.Ch.S., S.R.Ch. (to 21.6.64)

Miss A. E. Ogden, M.Ch.S., S.R.Ch. (from 2.3.64)

Miss A. M. Jones, A.Ch.S., S.R.Ch. (from 20.7.64)

Public Analyst:

G. H. Baker, F.R.I.C.

Deputy Public Analyst:

J. G. Sherratt, B.Sc., F.R.I.C.

Chief Public Health Inspector:

Harold V. Cass

Deputy Chief Public Health Inspectors:

John Brook

Dennis Eckersley

Senior Specialist Public Health Inspectors:

A. Naylor

T. Meredith (to 3.5.64)

J. Edmunds

E. Elford

N. Lees

F. Rushworth (from 18.5.64)

Senior District Public Health Inspectors:

D. G. Gaskin

B. G. Dunn

I. G. Taylor (from 20.8.64 to 11.10.64)

Public Health Inspectors:

J. McKenna

I. G. Taylor (to 19.8.64)

R. Fallows

M. T. Bithell (from 2.4.64)

B. Fleming (from 8.6.64)

Technical Assistant:

B. Fleming (to 7.6.64)

Lay Administrative Officer:

T. P. McKniff

Administrative Assistant:

Miss M. Royle

Ambulance Officer:

E. G. Crapper

Senior Mental Welfare Officer:

Donald Cheetham

Mental Welfare Officers:

Miss A. Kelly

Mrs. B. Lees (to 27.9.64)

Arthur Gregory,

E. Hall, S.R.N., R.M.N.

S.R.N., R.M.N. (to 2.8.64)

Psychologists:

Mrs. Anne-Marie Beattie, B.A.

R. T. Beattie, B.A. (Cantab.)

Supervisor of Training Centre:

Miss A. H. Lord, Dip. Nat. Assoc. Mental Health

Physiotherapist:

Mrs. H. R. Wild, Part-time (from 7.4.64)

Senior Instructor, Industrial Centres:

K. Thompson

Superintendent Health Visitor/Superintendent School Nurse:

Miss C. Williamson, S.R.N., S.C.M., H.V.Cert.

Deputy Superintendent Health Visitor/Deputy Superintendent School Nurse:

Mrs. C. Smith, S.R.N., S.C.M., H.V.Cert.

Senior Health Visitors/Senior School Nurses:

Mrs. H. Emmott

Mrs. M. McKenna

Health Visitors/School Nurses:

Miss W. McDonnell, Mrs. A. M. Walshe (to 15.11.64), Mrs. S. E. Evans (née Nixon), Mrs. M. S. Hartley, Mrs. J. Chapman, Mrs. M. Frost (née Slater), Mrs. N. M. McWiggin, Mrs. S. Seddon, Mrs. P. Lewis, Mrs. D. Hardwick, Mrs. D. Higginbottom, Mrs. P. Reeve, (née Howard), Mrs. E. M. Hulme (to 18.6.64), Mrs. S. King, Mrs. J. A. Carling (from 27.7.64), Miss H. O. O'Biley (from 17.8.64).

School Nurses:

Mrs. H. Eglin**, Mrs. S. Clayton (to 24.1.64), Mrs. O. M. Knott**, Mrs. H. D. Manuel**, Mrs. K. E. Lees (from 6.1.64)**, Mrs. C. D'Arcy (from 6.1.64)**.

** Part-time

Non-Medical Supervisor of Midwives:

Miss M. M. Nugent, S.R.N., S.C.M.

Assistant Non-Medical Supervisor of Midwives:

Miss M. Hadfield, S.R.N., S.C.M., M.T.D. (31.3.64)

Municipal Midwives:

Miss B. Holland*, Mrs. A. Quinn*, Mrs. M. Kirwan*, Mrs. M. J. Sweeney*, Miss R. E. Treanor* (to 30.9.64), Miss D. Coupe*, Mrs. M. Brogan* (to 4.11.64), Mrs. M. Kilroy*, Miss J. Ridyard*, Mrs. R. Worswick, Mrs. E. Kilroy (to 23.11.64), Mrs. M. Bailey, Miss E. Richmond (to 30.8.64), Mrs. E. Lawton*, Mrs. F. Hodson* (to 28.12.64), Miss B. Hallsworth, Miss J. M. Cocker, Mrs. M. Jones (née Heap), Miss B. Phoenix (from 12.9.64), Miss L. W. Yuen (from 14.6.64 to 4.9.64), Mrs. A. Cotterill (from 18.3.64), Miss K. Green (from 28.3.64), Mrs. M. Dickinson (from 1.5.64), Mrs. A. E. Riley* (from 1.3.64).

Part-time: Mrs. J. Thomas, Mrs. E. Brooksbank.

* Approved Teaching Midwives.

Superintendent of District Nursing:

Miss T. M. Keenan, S.R.N., S.C.M., H.V.Cert., Q.N.

District Nurses:

Miss J. A. Baker, Miss E. Dumville, Miss A. Tulley (to 23.9.64), Mrs. J. Tweedale, Mrs. D. Cooper (to 31.7.64), Mrs. E. Lutener, Mrs. M. T. Lees (to 31.10.64), Miss J. Gordon (to 30.6.64), Miss D. Clarkson, Mrs. S. Grundy, Mrs. E. Charles, Mrs. M. Brett, Mrs. I. Foley (from 22.1.64), Miss A. Durrant (from 10.2.64), Mrs. O. K. Watmough (from 1.7.64), Mrs. A. Marsland (from 19.10.64), Mrs. M. Smith (from 12.10.64), Miss R. M. Taylor (from 10.2.64), Mrs. C. D. Crumpton (from 23.11.64), Mr. F. P. Earnshaw, Mr. E. L. Taylor, Mr. J. Wilson, Mr. I. D. Valentine, Mr. P. McCoy (from 23.3.64).

Part-time: Mrs. A. W. Wade.

Bathing Attendants:

Mrs. O. Wiseman, Mrs. A. Darlington, Mrs. M. Edwards, Mrs. J. Roberts, Mrs. K. Corbley (from 3.2.64).

Domestic Help Organiser:

Mrs. E. M. Winterbottom

Assistant Domestic Help Organisers:

Mrs. A. R. Worrall (to 16.10.64).

Mrs. A. Hadfield (from 23.3.64)

Mrs. D. L. Southward (from 21.9.64)

*OLDHAM CREMATORIUM**Medical Referee:*

Basil Gilbert, M.R.C.S., L.R.P.C., D.P.H.

Deputy Medical Referees:

John Starkie, M.B., Ch.B., M.R.C.S., L.R.C.P., D.P.H.

E. M. Rossa Stuart, M.B., B.Ch., B.A.O., D.P.H.

SUMMARY OF STATISTICS

Area in Acres	6,392
Enumerated Population (census 1841)	115,348
Registrar-General's Estimate of Population 1841-1847	122,670
Density of Population, i.e., number of persons per acre	17.5
Number of houses in the Borough, 31st December, 1864:	
(a) Permanent	21,027
(b) Temporary (transitory)	50
	21,077
Number of new houses erected in 1864:	
(a) Permanent:	
(i) by local authority	759
(ii) by other bodies of persons	184
	943
Flax represented by a penny rate (31st March, 1864)	£12,202
Ratable Value (1st April, 1864)	£2,297,182
Total number of persons in domestic lists at 31.12.64	136,071
Number of marriages	272

VITAL STATISTICS

SECTION I

Vital Statistics

Live Births	
Number (males 1,087, females 1,151)	2,238
Rate per 1,000 population	19.25
Area comparability factor	1.07
Legitimate Live Births	
Number (males 103, females 115)	218
(per cent of total live births)	10.00
Stillbirths	
Number (males 13, females 17)	30
Rate per 1,000 total live and still births	13.39
Total Live and Still Births	2,268
Infant Deaths (deaths under one year)	76
Infant Mortality Rate	
Total infant deaths per 1,000 total live births	25.04
Legitimate infant deaths per 1,000 legitimate live births (69)	25.27
Illegitimate infant deaths per 1,000 illegitimate live births (17)	18.11
Neo-natal Mortality Rate (deaths under four weeks per 1,000 total live births) (32)	22.97
Early Neo-natal Mortality Rate (deaths under one week per 1,000 total live births) (25)	22.12

SUMMARY OF STATISTICS

Area in Acres	6,392
Enumerated Population (census 23.4.61)	115,346
Registrar General's Estimate of Population (mid-year)	112,670
Density of Population, i.e., number of persons per acre	17.63
Number of houses in the Borough, 31st December, 1964:	
(a) Permanent	41,927
(b) Temporary (prefabricated)	20
	<hr/>
	41,947
Number of new houses erected in 1964:	
(a) Permanent:	
(i) by local authority	759
(ii) by other bodies or persons	184
	<hr/>
	943
Sum represented by a penny rate (31st March, 1964)	£12,262
Rateable Value (1st April, 1964)	£3,227,183
Total number of persons on doctors' lists at 31.12.64	116,021
Number of marriages	819

VITAL STATISTICS

*Mothers and Infants**Live Births*

Number (males 1,097, females 1,072)	2,169
Rate per 1,000 population (crude)	19.25
Area comparability factor	1.07

Illegitimate Live Births

Number (males 103, females 115)	218
(per cent of total live births)	10.05

Stillbirths

Number (males 18, females 17)	35
Rate per 1,000 total live and still births	15.88

<i>Total Live and Still Births</i>	2,204
--	-------

<i>Infant Deaths</i> (deaths under one year)	76
--	----

Infant Mortality Rates

Total infant deaths per 1,000 total live births	35.04
Legitimate infant deaths per 1,000 legitimate live births (69)	35.37
Illegitimate infant deaths per 1,000 illegitimate live births (7)	32.11

<i>Neo-natal Mortality Rate</i> (deaths under four weeks per 1,000 total live births) (52)	23.97
--	-------

<i>Early Neo-natal Mortality Rate</i> (deaths under one week per 1,000 total live births) (48)	22.13
--	-------

<i>Peri-natal Mortality Rate</i> (Stillbirths and deaths under one week combined per 1,000 total live and still births) (83)	37.66
--	-------

Maternal Mortality (including abortion)

Number of deaths	Nil
Rate per 1,000 total live and still births	Nil

Total Deaths

Number (males 824, females 777)	1,601
Rate per 1,000 population	14.21
Area comparability factor	1.06

STATISTICS AND SOCIAL CONDITIONS OF THE AREA

Oldham is situated in the County of Lancaster on the south-western slopes of the Pennines. Its highest point is 1,225ft. and its lowest 350ft. above sea level.

The principal industries in the borough are textile spinning and textile engineering, with substantial general engineering and building and civil engineering, vehicle building, distributive trades and clothing industry. Over a number of years numerous light industries have been established.

Area and Population

The area of the Borough is 6,392 acres.

The sixteenth census of the population of England and Wales was taken on the 23rd April, 1961, and in the final report of the Registrar General the population of the County Borough of Oldham on that date is stated to have been 115,346 (55,062 males, 60,284 females).

The Registrar General's estimated mid-year population is 112,670 and it is on this figure that the vital statistics are based. This estimate of the population compares with 114,220 for the previous year.

Rateable Value

The Borough Treasurer, Mr. R. N. Holroyd, has kindly supplied the following information:—

The penny rate product for the year ended 31st March, 1964, was £12,262 and the rateable value on the 1st April, 1964, £3,227,183.

No true comparison can be made with these figures and those for the previous year, i.e., penny rate of £5,299 and rateable value of £3,180,566 due to changes in the rating system during the interim period.

Unemployment

I am indebted to Mr. H. C. Bailey, Manager of the Local Employment Exchange for the following report and relevant statistics relating to employment during this year:—

"In contrast to the previous year, there was very little short-time working during 1964. The numbers registered as unemployed fell steadily during the year and by December were just half what they had been in January. The percentage of unemployment at 0.9% was the lowest for over three years.

Increasing numbers of vacancies were dealt with at the Employment Exchanges and the numbers of unfilled vacancies, particularly for women, showed a growing shortage of labour as the year progressed."

OLDHAM, CHADDERTON AND FAILSWORTH EMPLOYMENT EXCHANGES AND YOUTH EMPLOYMENT OFFICES
UNEMPLOYED REGISTERS DURING THE YEAR, 1964

DATE	WHOLLY UNEMPLOYED				TEMPORARILY SUSPENDED				TOTALS		Percentage
	Men aged 18 & over	Women aged 18 and over	Boys aged under 18	Girls aged under 18	Men Aged 18 & over	Women aged 18 and over	Boys aged under 18	Girls aged under 18	Wholly Unemployed	Temporarily Suspended	
13.1.64	1,117	226	26	7	42	8	1	—	1,376	51	1.8
10.2.64	1,050	223	19	4	27	5	—	—	1,296	32	1.7
16.3.64	893	211	15	2	10	10	—	—	1,121	20	1.4
13.4.64	846	253	28	3	6	13	—	—	1,130	19	1.4
11.5.64	754	219	9	5	21	11	—	—	987	32	1.3
15.6.64	723	185	15	2	27	5	—	1	925	33	1.2
13.7.64	701	185	23	6	594	22	29	—	915	645	1.9
10.8.64	658	188	67	18	69	17	—	—	931	86	1.3
14.9.64	639	178	36	5	106	14	—	—	858	120	1.2
12.10.64	624	160	23	2	8	9	—	—	809	17	1.0
9.11.64	562	167	20	2	18	2	—	—	751	20	0.9
7.12.64	533	153	18	2	16	1	—	—	706	17	0.9

*Births**Registered**(a) Live Births*

There were 3,367 live births (1,704 males and 1,663 females) registered in the Borough during the year. After adjustment for inward 52 and outward 1,250 transferable births, the net total of live births is 2,169 (1,097 males and 1,072 females). The birth rate per thousand of the population is 19.25 which compares with 18.39 for the previous year and 18.4 for England and Wales.

The illegitimate live births numbered 218 (103 males and 115 females), 10.05 per cent of the total live births.

(b) Stillbirths

During the year, 62 stillbirths were registered. After being adjusted by outward and inward transfers the number is 35. The still-birth rate is 15.88 per thousand total births, which compares with 16.39 for the previous year and 16.4 for England and Wales.

Notified

The total number of births notified was 3,488 (3,425 live births and 63 stillbirths). After adjustment for inward 44 (43 live, 1 still) and outward 1,294 (1,265 live and 29 still) transferable births the net total of births notified is 2,238.

Deaths

The total number of deaths registered in the Borough was 2,072. After adjustment for inward 111 and outward 582 transferable deaths, the net total is 1,601 (824 males and 777 females), a decrease of 68 on the total for 1963.

Of the 1,601 deaths, 712 (44.47 per cent) occurred in one or other of the following hospitals:—

Oldham and District General Hospital	451
Oldham Royal Infirmary	170
Westhulme Hospital	8
Strinesdale Hospital	12
Dr. Kershaw's Cottage Hospital, Royton	13
Chadderton Hospital	6
Hospitals other than those in the Oldham and District Hospital Group	52

Of the total deaths, 1,054 (65.83 per cent) occurred in persons aged 65 years and over.

Principal causes of death, according to the International Statistical Classification of Causes of Death with comparative figures for 1963:—

	1964	1963
Malignant neoplasms, neoplasms of lymphatic and haematopietic tissues	277	285
Vascular lesions of nervous system	234	248

	1964	1963
Coronary disease, angina	257	226
Hypertension with heart disease	24	27
Other heart disease	216	210
Other circulatory disease	76	92
Bronchitis	121	170
Pneumonia	80	89
Influenza	2	10
Other diseases of respiratory system	11	14
Congenital malformations	16	14
Motor vehicle accidents	25	22
All other accidents	40	39
Suicide	25	15
Homicide	1	2

These groups of diseases account for 1,405 deaths, 87.76 per cent of the total Oldham deaths registered compared with 1,463 deaths and 87.66 per cent for the previous year.

CAUSES OF DEATH AT DIFFERENT PERIODS OF LIFE DURING 1964

CAUSE OF DEATH	Sex	Total All Ages	Under 4 weeks	4 weeks & under 1 year	AGE IN YEARS											
					1-	2-	5-	15-	25-	35-	45-	55-	65-	75+		
TOTAL ALL CAUSES	M	824	24	13	2	3	6	6	13	35	64	178	232	248		
	F	777	28	11	3	3	...	2	5	14	41	96	238	336		
1 Tuberculosis—Respiratory	M	7	1	1	2	3		
	F	4	1	1	...	1	1		
2 Tuberculosis—Other forms	M		
	F		
3 Syphilitic Disease	M	3	1	2		
	F	2	1	1	...		
4 Diphtheria	M		
	F		
5 Whooping Cough	M		
	F		
6 Meningococcal Infections	M		
	F		
7 Acute Poliomyelitis	M		
	F		
8 Measles	M		
	F	1	1		
9 Other Infective and Parasitic Diseases	M	2	...	1	1		
	F		
10 Malignant Neoplasm—Stomach	M	24	1	...	8	7	8		
	F	22	4	7	11		
11 Malignant Neoplasm—Lung, Bronchus	M	58	1	2	3	7	28	12	5		
	F	7	1	2	1	3		
12 Malignant Neoplasm—Breast	M		
	F	29	4	6	9	6	4		
13 Malignant Neoplasm—Uterus	F	11	3	4	1	3	...		
14 Other Malignant and Lymphatic Neoplasms	M	59	2	4	2	15	17	19		
	F	62	1	2	7	17	18	17	...		
15 Leukaemia, Aleukaemia	M	2	1	1		
	F	3	1	1	1		
16 Diabetes	M	1	1	...		
	F	9	1	4	4		
17 Vascular Lesions of Nervous System	M	102	1	1	6	14	38	42		
	F	132	8	7	44	73		
18 Coronary Disease, Angina	M	165	8	18	45	58	36		
	F	92	1	1	18	42	30		
19 Hypertension with Heart Disease	M	12	4	4	4		
	F	12	1	...	1	6	4		
20 Other Heart Disease	M	88	3	6	11	22	46		
	F	128	1	1	1	8	34	83	...		
21 Other Circulatory Disease	M	25	3	5	7	10		
	F	51	2	1	14	34	...		
22 Influenza	M		
	F	2	2	...		
23 Pneumonia	M	42	...	8	...	2	...	2	4	7	5	14		
	F	38	...	5	3	14	16		
24 Bronchitis	M	79	2	3	23	26	25		
	F	42	1	5	7	14	15		
25 Other Diseases of Respiratory System	M	10	1	1	2	3	3		
	F	1	1	...		
26 Ulcer of Stomach and Duodenum	M	15	1	1	7	6		
	F	2	2	...		
27 Gastritis, Enteritis & Diarrhoea	M	1	1		
	F	3	...	1	1	1		
28 Nephritis and Nephrosis	M	2	1	1	...		
	F	2	1	...		
29 Hyperplasia of Prostate	M	6	1	...	1	4		
30 Pregnancy, Childbirth, Abortion	F		
31 Congenital Malformations	M	8	5	2	...	1		
	F	8	5	2	...	1		
32 Other Defined and Ill-defined Diseases	M	63	19	2	3	4	6	8	9	12		
	F	73	23	2	1	1	...	2	3	4	13	24		
33 Motor Vehicle Accidents	M	15	1	1	3	2	2	...	1	4	1		
	F	10	1	3	5	1		
34 All other Accidents	M	22	1	1	1	1	5	2	1	3	7		
	F	18	...	1	1	1	...	1	4	10		
35 Suicide	M	13	2	2	2	2	4	1		
	F	12	1	1	1	1	4	2	2		
36 Homicide and Operations of War	M		
	F	1	1		

ANALYSIS OF DEATHS BY AGE GROUPS AND MONTHS OF OCCURRENCE

Months	0-1		1-2		2-5		5-15		15-25		25-35		35-45		45-55		55-65		65-75		75-85		85+		Totals		Persons
	M	F	M	F	M	F	M	F	M	F	M	F	M	F	M	F	M	F	M	F	M	F	M	F	M	F	
January	6	5	-	-	1	1	-	-	-	-	-	-	3	1	7	5	19	9	25	24	27	24	2	10	90	79	169
February	4	3	1	-	-	1	-	-	-	-	-	-	2	1	4	8	12	7	19	13	19	22	2	13	64	68	132
March	3	3	-	-	-	-	2	-	1	-	3	1	3	3	3	4	12	8	23	24	15	29	7	6	72	78	150
April	2	8	1	-	2	-	-	-	1	-	2	1	1	2	5	2	14	8	17	20	11	18	1	8	57	67	124
May	2	4	-	1	-	-	1	-	1	1	-	-	4	1	6	3	12	8	18	12	21	15	6	5	71	50	121
June	3	-	-	-	-	-	1	-	-	-	1	-	7	1	6	1	14	8	16	19	18	19	2	4	68	52	120
July	2	2	-	1	-	1	-	-	1	-	1	2	2	-	9	3	18	4	22	15	16	19	5	7	76	54	130
August	3	1	-	-	-	-	1	-	1	1	1	-	4	1	4	3	13	8	24	24	16	16	-	8	67	62	129
September	3	4	-	-	-	-	-	-	-	-	-	-	-	-	4	2	9	14	9	16	14	18	2	4	41	58	99
October	3	3	-	-	-	-	-	-	1	-	1	-	2	2	4	4	18	9	19	26	13	27	2	9	63	80	143
November	4	2	-	1	-	-	-	-	-	-	1	-	7	1	7	3	18	7	18	21	21	19	1	7	77	61	138
December	2	4	-	-	-	-	-	-	-	-	3	1	-	1	5	3	19	6	22	24	23	20	4	9	78	68	146
Totals	37	39	2	3	3	3	6	-	6	2	13	5	35	14	64	41	178	96	232	238	214	246	34	90	824	777	1,601

TABLES OF DEATHS IN AGE GROUPS FOR THE YEARS 1936-1964

Year	Total Deaths All Ages	AGE GROUPS										
		0—	1—	2—	5—	15—	25—	35—	45—	55—	65—	75+
1936	1954	118	20	31	61	43	74	108	229	393	509	368
1937	2028	115	19	18	45	55	85	123	228	401	521	418
1938	1816	103	12	22	39	42	78	123	184	377	472	364
1939	1938	95	14	16	22	58	61	103	164	411	586	408
1940	1950	105	—34—		22	—205—			—615—		—969—	
1941	1929	107	18	17	25	38	64	83	208	403	540	426
1942	1715	110	11	18	15	23	49	87	187	347	491	377
1943	1827	114	11	12	20	37	45	85	196	348	540	419
1944	1726	108	9	4	20	37	52	87	170	363	507	369
1945	1730	96	7	7	20	32	36	78	155	365	487	447
1946	1693	92	9	6	11	24	46	68	141	323	558	415
1947	1763	147	6	9	12	17	33	66	143	333	524	473
1948	1690	104	12	9	12	19	36	77	150	337	505	429
1949	1799	82	11	8	5	15	38	60	152	318	587	523
1950	1718	66	5	7	11	22	33	51	155	303	558	507
1951	1798	79	5	6	11	11	28	56	154	308	566	574
1952	1672	77	4	3	6	11	35	58	124	311	521	522
1953	1848	59	2	5	7	9	23	43	146	333	570	651
1954	1817	46	7	2	9	9	33	51	144	319	574	623
1955	1825	54	6	3	7	13	16	45	120	339	570	652
1956	1708	49	2	4	4	8	18	43	145	325	505	605
1957	1759	51	5	—	7	7	14	46	142	317	539	631
1958	1700	49	2	6	8	8	18	48	129	282	528	622
1959	1694	45	2	8	7	9	19	37	118	299	503	647
1960	1613	52	1	4	6	10	16	41	126	269	487	601
1961	1754	73	1	3	7	6	18	28	119	315	514	670
1962	1623	65	5	8	6	13	9	37	113	267	488	612
1963	1669	63	3	3	8	7	9	37	117	271	496	655
1964	1601	76	5	6	6	8	18	49	105	274	470	584

*BIRTHS AND DEATHS REGISTERED:
NUMBERS AND RATES, 1940-1964*

YEAR	POPULATION	BIRTHS			DEATHS		
		Total Registered in borough	Adjusted figures		Total Registered in borough	Adjusted figures	
			Number	Rate		Number	Rate
1940	118,400	2092	1542	13.02	2359	1950	16.47
1941	116,860	2317	1649	14.11	2376	1929	16.50
1942	114,300	2576	1707	14.93	2163	1715	15.00
1943	112,300	2885	1845	16.43	2292	1827	16.27
1944	112,170	3268	2023	18.03	2168	1726	15.39
1945	111,350	2911	1899	17.05	2145	1730	15.54
1946	116,240	3420	2132	18.34	2148	1693	14.56
1947	117,900	4076	2533	21.48	2213	1763	14.95
1948	120,600	3477	2238	18.56	2146	1690	14.01
1949	120,600	2950	1966	16.30	2302	1799	14.92
1940-1949 Average 10 years	—	2997	1953	16.82	2231	1782	15.36
1950	119,500	2946	1869	15.64	2114	1718	14.38
*1951	119,450	2913	1939	16.23	2139	1798	15.05
1952	119,800	2632	1792	14.96	1973	1672	13.96
1953	119,100	2797	1891	15.88	1999	1848	15.52
*1954	120,340	2479	1716	14.26	1980	1817	15.10
1955	120,400	2581	1759	14.61	2135	1825	15.16
1956	119,500	2727	1809	15.14	2122	1708	14.29
1957	118,800	2787	1915	16.12	2153	1759	14.81
1958	118,300	2658	1790	15.13	2096	1700	14.38
1959	117,800	2857	1946	16.52	2114	1694	14.37
1950-1959 Average 10 years	—	2728	1842	15.45	2082	1754	14.70
1960	117,250	3045	1927	16.43	2083	1613	13.76
1961	115,280	3126	2056	17.83	2309	1754	15.21
1962	114,680	3347	2043	17.81	2108	1623	14.15
1963	114,220	3424	2101	18.39	2174	1669	14.61
1964	112,670	3367	2169	19.25	2072	1601	14.21

*Borough Extension

COMPARATIVE STATEMENT OF VITAL STATISTICS FOR THE YEAR 1964

	Birth Rate	Death Rate	Infant Mortality Rate	Stillbirth Rate (per 1,000 live and still births)	Perinatal Mortality Rate	Death Rate from Phthisis	Death Rate from other Tubercular Diseases	Maternal Mortality Rate (per 1,000 total live and still births)		
								Maternal causes excluding abortion	Due to abortion	Total maternal mortality
England & Wales	18.4	11.3	20.0	16.4	28.2	0.047	0.006	0.20	0.06	0.25
Birkenhead	20.06	11.0	20.6	21.2	33.1	0.02	...	0.6	...	0.6
Burnley	17.41	14.94	20.29	23.35	36.09	0.05
Bury	20.05	13.14	22.49	19.68	29.01	0.01
Halifax	18.35	14.4	33.1	11.2	18.62	0.006	0.002
Liverpool	21.4	11.2	21.7	17.8	28.7	0.052	0.004	0.126	0.063	0.189
Manchester	20.61	11.97	28.76	20.07	35.34	0.08	0.01	0.22	0.30	0.52
Oldham	19.25	14.21	35.04	15.88	37.66	0.10
Preston	19.49	12.41	24.63	17.35	28.77	0.82
Rochdale	18.5	14.1	22.6	20.9	33.5	0.07
Salford	20.31	12.26	30.46	25.22	41.83	0.073	0.007
St. Helens	17.0	10.3	21.2	27.7	41.5	0.10	0.01	1.08
Stockport	18.47	12.24	22.4	18.27	32.81	0.028	0.007	1.08	...	0.372
Wallasey	19.45	12.77	19.90	15.18	28.90	0.068	0.010	0.372
Wigan	16.49	12.48	23.55	22.26	36.07	0.05	0.01	0.77	...	0.77

Maternal Mortality

No deaths due to pregnancy, childbirth, abortion, or to associated causes, of Oldham residents, were registered during the year. One such death of a non-resident occurred in a local hospital; the Medical Officer of Health of the area concerned was informed accordingly.

MATERNAL DEATHS 1930-1964

Year	Deaths due to Pregnancy, Childbirth or Abortion	Maternal Mortality rate per 1,000 Live and Still Births	Deaths due to Associated Causes	Total Maternal Deaths
1930	13	6.2	*	13
1931	12	5.5	*	12
1932	10	7.6	*	10
1933	13	6.64	*	13
1934	12	6.11	*	12
1935	11	6.18	*	11
1936	11	6.16	4	15
1937	6	3.36	7	13
1938	4	2.28	4	8
1939	13	7.87	5	18
1940	10	6.24	3	13
1941	10	5.75	7	17
1942	4	2.25	2	6
1943	7	3.67	4	11
1944	7	3.34	5	12
1945	6	3.07	3	9
1946	5	2.29	—	5
1947	—	—	4	4
1948	8	3.47	2	10
1949	3	1.49	2	5
1950	1	0.52	2	3
1951	1	0.50	—	1
1952	2	1.08	—	2
1953	—	—	—	—
1954	—	—	—	—
1955	—	—	—	—
1956	—	—	2	2
1957	—	—	1	1
1958	3	1.64	—	3
1959	1	0.50	3	4
1960	2	1.01	2	4
1961	1	0.48	1	2
1962	—	—	1	1
1963	—	—	—	—
1964	—	—	—	—

* Not available.

Stillbirths

The number of stillbirths registered in the borough was 62, after adjustment for inward (2) and outward (29) transferable stillbirths, the net total of stillbirths is 35 of which 5 (14 per cent.) were illegitimate. The rate per thousand live and stillbirths is 15.88, which compares with 16.39 for 1963, and 16.3 for England and Wales. Details of the 35 stillbirths are as follows:

	Born in Hospital	Born at Home
Certified by Doctor	28	5
Certified by Midwife	—	2
	28	7

Causes of Stillbirth (classified in accordance with the International Classification of Causes of Stillbirth)

(a) Maternal Causes 9

I. C. No.	Cause of Stillbirth	Number		Total
		M.	F.	
Y32	Diseases and Conditions of Pregnancy and childbirth	4	3	7
Y34	Difficulties in labour	—	1	1
Y35	Other causes in mother	1	—	1

(b) Foetal Causes 26

I. C. No.	Cause of Stillbirth	Number		Total
		M.	F.	
Y36	Placental and cord conditions	7	6	13
Y38	Congenital malformations of foetus	—	3	3
Y39	Diseases of foetus and ill-defined causes	6	4	10
Totals		18	17	35

*Distribution of Stillbirths Registered by—Place of Birth,
Gestation Period, Sex and Weight of Foetus.*

Place of Birth	Gestation Period in weeks													
	28		29-30		31-33		34-36		37-39		40 and over		Total	
Hospital	M	F	M	F	M	F	M	F	M	F	M	F	M	F
	3	-	2	2	1	2	2	5	6	3	1	1	15	13
Home	-	-	-	-	-	-	1	2	1	-	1	2	3	4
Weight at Birth														
1lb. and under	1	-	-	-	-	-	-	-	-	-	-	-	1	-
2lb. and over 1lb.	1	-	1	1	-	-	-	-	-	-	-	-	2	1
2.5lb. and over 2lb.	-	-	-	-	-	1	-	1	-	-	-	-	-	2
3lb. and over 2.5lb.	1	-	-	-	-	-	-	-	-	-	-	-	1	-
4lb. and over 3lb.	-	-	1	1	-	-	1	3	-	1	-	-	2	5
5lb. and over 4lb.	-	-	-	-	1	1	-	1	2	-	-	-	3	2
5.5lb. and over 5lb.	-	-	-	-	-	-	1	-	-	-	-	-	1	-
6lb. and over 5.5lb.	-	-	-	-	-	-	-	1	1	1	-	-	1	2
7lb. and over 6lb.	-	-	-	-	-	-	1	1	1	-	1	1	3	2
8lb. and over 7lb.	-	-	-	-	-	-	-	-	1	-	1	2	2	2
9lb. and over 8lb.	-	-	-	-	-	-	-	-	2	1	-	-	2	1
Totals	3	-	2	2	1	2	3	7	7	3	2	3	18	17

Infant Mortality

There were 107 deaths (51 males, 56 females) of infants under one year of age registered in the Borough, after correction for inward (6) and outward (37) transferable deaths, the net total of infant deaths is 76 (37 males, 39 females) an increase of 13 on the total for the previous year. Of the 76 infant deaths 7 (3 males, 4 females) were those of illegitimate children.

Table I presents an analysis of the mortality by age and cause of death. Table II gives the number of stillbirths and infant deaths, with relevant rates from the year 1935. Table III is a presentation of stillbirth and infant mortality rates with differentials between early neo-natal and total infant mortality rates from 1935.

The graph on appendix I at the end of this section is an exposition of the factors contributing towards these deaths from which it will be seen that of the 76 deaths under one year 48 (63 per cent) occurred within one week of life; of these, pre-viability, which is defined as a gestation of less than 28 weeks, accounted for 13 deaths (9 boys, 4 girls) 17 per cent of the total infant deaths. The weights of these infants varied from 10 ozs. to 2 lb. 14 ozs.

TABLE I
CAUSES OF INFANT MORTALITY WITH AGES

I. C. No.	CAUSE OF DEATH	Under 1 day	DAYS						Total under 1 week	WEEKS			Total under 1 month	MONTHS				Total under 1 year								
			1 day							1 week				1 month												
			1	2	3	4	5	6		1	2	3		1-2	3-5	6-8	9-11									
053.1	Staphylococcal septicaemia	1	1	
340.3	Meningitis	1
491	Bronchopneumonia	13
570.0	Intussusception	1
571.0	Gastro-enteritis	1
581.0	Hepatitis, chronic	1
587.2	Fibrocystic disease.....	1
750	Anencephalus	2	1
751	Myelomeningocele	1	2
753.1	Maldevelopment of brain	1	1
754.3	Interauricular septal defect	1	1
754.5	Congenital heart disease	1
756.2	Congenital malformation of digestive system	1	1	2
757.3	Congenital anomaly of kidneys	1	1
759.3	Multiple congenital abnormalities	1	1
760.0	Intracranial and spinal injury at birth	1	2	1	5
760.5	" " " " with prematurity	5	3	7	3	2	21
762.0	Atelectasis	2	...	1	3
762.5	Atelectasis with prematurity	1	1	4
770.5	Hæmolytic disease of newborn with prematurity	1	2
773.0	Hyaline membrane disease	1	1
776	Prematurity unqualified	5	...	1	6
E.924	Accidental suffocation in bed	1
	Totals	20	6	12	3	...	1	48	4	...	52	11	7	6	76

TABLE II
STILLBIRTHS AND INFANT DEATHS WITH RELEVANT RATES, 1935-1964

Year	Infant Mortality		Neo-Natal Mortality		Deaths under 1 week	Stillbirths		Perinatal Mortality	
	Deaths under 1 Year	Rate per 1,000 Live Births	Deaths under 4 weeks	Rate per 1,000 Live Births		Number	Rate per 1,000 Live and Still Births	Stillbirths and Deaths under 1 week	Rate per 1,000 Live and Still Births
Average 5 years —1935-1939	107	64.68	60	35.75	46	91	52.00	137	78.49
Average 5 years —1940-1944	109	62.48	47	26.86	34	68	37.76	102	56.63
Average 5 years —1945-1949	104	47.98	54	24.75	36	59	26.47	95	43.02
Average 5 years —1950-1954	65	35.41	39	21.38	33	48	25.33	81	43.02
1955	54	30.70	36	20.47	32	53	29.25	85	46.91
1956	49	27.09	36	19.90	31	58	31.07	89	47.67
1957	51	26.63	28	14.62	24	57	28.90	81	41.08
1958	49	27.37	32	17.87	26	44	23.99	70	38.17
1959	45	23.12	31	15.93	29	49	24.56	78	39.09
Average 5 years —1955-1959	50	26.98	33	17.76	28	52	27.55	80	42.58
1960	52	26.98	41	21.28	31	51	25.78	82	41.46
1961	73	35.51	55	26.75	45	41	19.55	86	41.01
1962	65	31.82	44	21.54	37	30	14.47	67	32.32
1963	63	29.99	33	15.71	28	35	16.39	63	29.49
1964	76	35.04	52	23.97	48	35	15.88	83	37.66
Average 5 years —1960-1964	66	31.87	45	21.85	38	38	18.41	76	36.39

TABLE III
STILLBIRTH AND INFANT MORTALITY RATES WITH DIFFERENTIALS
BETWEEN EARLY NEO-NATAL AND TOTAL INFANT MORTALITY RATES FROM 1935 to 1964

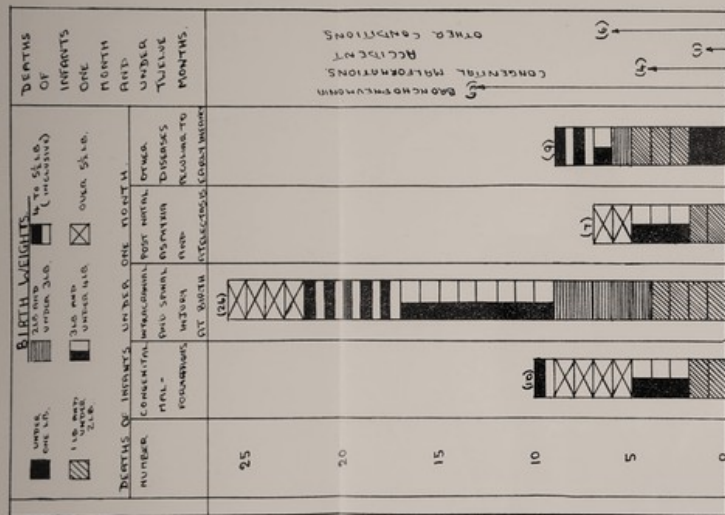
	1935-39	1940-44	1945-49	1950-54	1955-59	1960	1961	1962	1963	1964
Stillbirths	52.00	37.76	26.47	25.33	27.55	25.78	19.55	14.47	16.39	15.88
Peri-natal mortality	78.49	56.63	43.02	43.02	42.58	41.46	41.01	32.32	29.49	37.66
Early Neo-natal mortality	28.82	19.51	16.90	18.14	15.40	16.09	21.89	18.11	13.33	22.13
Later Infant mortality (1 week—1 year)	35.86	42.97	31.08	17.27	11.58	10.89	13.62	13.71	16.66	12.91
Total Infant mortality	64.68	62.48	47.98	35.41	26.98	26.98	35.51	31.82	29.99	35.04

APPENDIX I

INFANT MORTALITY

1961

NUMBER OF DEATHS UNDER - RATES PER THOUSAND LIVE BORN.
 ONE WEEK 48 22.13
 FOUR WEEKS 52 23.97
 ONE YEAR 76 35.04



DEATHS OF INFANTS UNDER ONE MONTH	WEIGHT AT BIRTH	NO.	PERIOD	BIRTHPLACE
UNDER 1 LB.	2	18 WEEKS	1 A	
1 LB. AND UNDER 2 LB.	11	22 "	1 A	
2 LB. AND UNDER 3 LB.	6	153 "	1 A	
3 LB. AND UNDER 4 LB.	15	25 "	1 A	
4 LB. - 5 LB. (IMMATURE)	8	26 "	3 A	
OVER 5 LB.	10	27 "	2 A	
		28 "	4 A	
		21 "	1 A	
		25 "	1 C	
		26 "	1 A	
		27 "	1 A	
		28 "	2 A	
		28 "	14 A	
		28 "	1 C	
		28 "	6 A	
		28 "	2 C	
		28 "	4 A	
		28 "	4 B	
		28 "	2 C	
			42	
			4	
			52	

A BORN IN HOSPITAL
 B BORN AT HOME
 C BORN AT HOME BUT TRANSFERRED TO HOSPITAL

HOSPITAL AND SPECIALIST SERVICES

The Hospital and Specialist Services are provided through the Manchester Regional Hospital Trust and a non-Manchester Service is available through the Central Hospital Trust.

A Supplementary Specialist Service can also be obtained by the Trust and all practitioners are aware of the services available.

General Practitioner Services. This is the designated service for the area and comprises the following:

Manchester General Practitioners

Manchester Health Care Services

St. Mary's Hospital and Women's and Child Health

Paternal Hospital at Manchester

Manchester Post Hospital and Health of Children

These hospitals and other services in the Manchester and region are all staffed by qualified doctors and are fully equipped.

LABORATORY AND HISTOLOGY SERVICES. The following services are available to the Trust and the Hospital Trusts in the region:

The following services are available to the Trust and the Hospital Trusts in the region:

SECTION II

Hospital and Specialist Services

I am pleased to inform you that the following services are available to the Trust and the Hospital Trusts in the region:

The following services are available to the Trust and the Hospital Trusts in the region:

The following services are available to the Trust and the Hospital Trusts in the region:

The following services are available to the Trust and the Hospital Trusts in the region:

HOSPITAL AND SPECIALIST SERVICES

The Hospital and Specialist Services are provided through the Manchester Regional Hospital Board and a full Consultant Service is available through the Oldham Hospital Group.

A Domiciliary Specialist Service has been established by the Board and all practitioners are aware of the facilities available.

United Manchester Hospitals. This is the designated teaching group for the area and comprises the following:—

Manchester Royal Infirmary
Manchester Royal Eye Hospital
St. Mary's Hospital for Women and Children
Dental Hospital of Manchester
Manchester Foot Hospital and School of Chiropody

These hospitals and other hospitals in the Manchester and Salford area are utilised by Oldham residents for the more specialised services.

OLDHAM AND DISTRICT HOSPITAL MANAGEMENT COMMITTEE GROUP II

The following members of the Council and the Medical Officer of Health were appointed by the Manchester Regional Hospital Board as members of the Management Committee:—

For the period ending:—

31st March, 1965	Councillor J. Bradley Mrs. E. Rothwell, J.P.
31st March, 1967	Councillor W. Wheeler Basil Gilbert, M.R.C.S., L.R.C.P., D.P.H.

I am indebted to Mr. F. W. Barnett, Secretary of the Oldham and District Hospital Management Committee, for the details contained in the following report:—

The Oldham and District Hospital Management Committee is responsible for the following hospitals and clinics, and as the agent of the Manchester Regional Hospital Board, undertakes the day to day administration.

Oldham Royal Infirmary: This is a general hospital of 204 beds with medical, surgical, orthopaedic, ophthalmic and aural beds, and a children's ward. The hospital serves as the casualty hospital for the area and provides full out-patient facilities.

Oldham and District General Hospital: This hospital has a total bed complement of 900. There are 353 beds for medical, surgical, orthopaedic, paediatric, gynaecological, ear, nose and throat, dental and maternity patients, the latter being accommodated in a large Maternity Unit. There is also a modern Premature Baby Unit. Of the remaining 547 beds, 327 are in the Geriatric Unit, 7 of which are allocated for venereal diseases, and 220 are in the Psychiatric Unit. The Day Care Unit for female psychiatric patients, brought into use in 1960, has proved most successful, an average of 29 patients being received daily, Monday to Friday, and 6 on Saturday and Sunday.

There are 8 private beds in the general part of the hospital and 2 for obstetric cases in the Maternity Unit. There are also 7 amenity beds in the Maternity Unit, all of which are in single wards.

Full out-patient facilities are provided, the following specialities being accommodated in separate departments—ante-natal, tuberculosis, venereal and dermatological diseases, psychiatric and geriatric. Facilities are also available for the repair of hearing aids and the issue of replacement batteries.

Strinesdale Hospital: This hospital provides accommodation for 55 patients suffering from pulmonary tuberculosis—53 being in the main wards and 2 in separate chalets.

Chadderton Hospital: This hospital, which is situated in Chadderton provides 44 beds for male patients suffering from pulmonary tuberculosis.

Westhulme Infectious Diseases Hospital: This hospital, which has a total bed complement of 90, provides accommodation for 34 patients suffering from infectious diseases. In addition, there is a Dermatology Unit of 24 beds, and a Psycho-Geriatric Unit of 32 beds which also accommodates a limited number of day care patients. The psycho-geriatric patients are under the care of the Consultant Psychiatrists and the unit is staffed from the Psychiatric Unit at the Oldham and District General Hospital.

Woodfield Maternity Home: This is a general practitioner maternity home with 20 amenity beds.

Dr. Kershaw's Cottage Hospital, Royton: This is a general practitioner hospital situated in Royton and provides accommodation for 20 patients.

The Orthopaedic Clinic, Gainsborough Avenue: This clinic provides facilities for physiotherapy and artificial sunlight. Cases are referred for treatment from the school clinics, child welfare centres and by private practitioners.

THE HARGRAVES CONVALESCENT HOME

This home, providing 26 beds, usually known as "The Nook," is situated in Saddleworth and is administered by the Huddersfield Hospital Management Committee, 21 beds being available for patients from the Oldham hospitals.

EMERGENCY MATERNITY UNIT

An Emergency Maternity Unit operates from the Oldham and District General Hospital and is available to all general practitioners in the area.

PATHOLOGICAL SERVICES

The pathological work of the Department is undertaken in the laboratories of the Oldham Hospital Group and by the Public Health Laboratory Service, Withington Hospital, Manchester. Specimens for serological examination are forwarded to the Central Serological Unit, Withington Hospital, Manchester, and those of Rhesus negative patients with anti-bodies, to the Laboratories of the National Blood Transfusion Service, Roby Street, Manchester.

NURSING HOMES

There are no registered nursing homes in the Borough.

**OLDHAM AND DISTRICT HEALTH SERVICES
CONTRIBUTORY ASSOCIATION**

The following information is given by courtesy of Miss D. Barton, Secretary of the Association.

The Oldham and District Health Services Contributory Association is a voluntary body which enables members to receive, by means of a small weekly contribution, various benefits supplementary to the normal medical provisions under the National Health Service Acts. The rates of contribution are 2d. per week for old age pensioners (65 years and over); 3d. per week for a single person and 6d. per week for a married person. There is no income limit for contributors. The contributions entitle the member, his wife and his or her children up to school leaving age, to receive the benefits of the scheme, but do not entitle any other person or persons dependent on the member to receive benefits. Such persons if under the age of 65 years may become members of the scheme by payment of the recognised contribution. With effect from the 1st July, 1964, the benefits were extended to include cash grants after 12 months continued membership for an inpatient in hospital, including maternity cases.

The Mobile Physiotherapy Service which has been provided for chronic and housebound patients for many years is also available to industry and consequently makes the service beneficial to members in employment.

The treatments given during the year are detailed below, together with comparative figures for 1963.

	1964	1963
Massage	1,590	1,361
Exercises	1,527	1,527
Ultra Violet	14	28
Radiant Heat	225	205
Infra Red	39	18
Galvanism	10	5
Faradism	92	106
Short Wave Diathermy	1,176	1,168

Details of the benefits given with comparative figures for 1963, are as follows:—

	1964	1963
Convalescent Cash Grants	184	184
Optical	3,928	3,897
Dental	1,065	1,094
Surgical Appliances	39	22
Bus Fares	102	91
Home Helps	10	9
Hospital Benefits	752	655

Sick room equipment is available on loan and constant use is made of this service.

During the financial year 1964/65 the Health Committee made a grant of £25 to the Association for the facilities provided in connection with the loan of nursing equipment and convalescence.

The offices of the Association are at 131 Union Street, Oldham.

HEALTH CENTERS

(Section III)

At a special meeting of the Health Committee held in June, the Health Center Subcommittee was organized as previously mentioned, including all County members of the Health Committee and 3 non-elected members nominated by the County Official Committee, the County Executive Council, the County Transportation Committee, the County Board of Health and the County Medical Committee. Two additional representatives of the County Medical Committee were nominated by that Committee and invited to attend meetings of the Subcommittee in an advisory capacity only. At this meeting it was agreed that County members of the Sub-Committee should visit Health Centers where arrangements were made accordingly and the visiting party also included members of the County Executive Council and certain other interested persons. This proved a most valuable visit and the first Health Center located at St. Mary's Ward, where provision would be afforded for some distance, have benefited the services of a Health Center in that area. The plan for the proposed Health Center has been outlined. It is hoped that the County Medical Committee will soon make a visit to the Health Center premises to be proposed.

SECTION III

Personal Health Services

Health Center

Monday 1:30-4:00 p.m.

Tuesday 1:30-4:00 p.m.

Health Center

Wednesday 1:30-4:00 p.m.

A medical officer of the Department attends the Health Center where examinations are taken for all of the County. The medical officer is also in charge of the Health Center where he takes examinations for the County. The medical officer is also in charge of the Health Center where he takes examinations for the County. The medical officer is also in charge of the Health Center where he takes examinations for the County.

Health Center

Thursday 1:30-4:00 p.m.

Health Center

Health Center

Health Center

Health Center

Health Center

Health Center

Health Center

Health Center

Monday 1:30-4:00 p.m.

Tuesday 1:30-4:00 p.m.

Health Center

HEALTH CENTRES

(Section 21)

At a special meeting of the Health Committee held in June, the Health Centres Sub-Committee was appointed as previously constituted, including all Council members of the Health Committee and 5 non-Council members nominated by the Oldham Optical Committee, the Oldham Executive Council, the Oldham Pharmaceutical Committee, the Oldham Dental Committee and the Oldham Medical Committee. Two additional representatives of the Oldham Medical Committee nominated by that Committee are invited to attend meetings of the Sub-Committee in an advisory capacity only. At this meeting it was agreed that Council members of the Sub-Committee should visit Bristol to examine Health Centres there; arrangements were made accordingly and the visiting party also included members of the Oldham Executive Council and certain other interested persons. This proved a most valuable visit and the local Medical Practitioners in St. Mary's Ward, whose premises would be affected by slum clearance, have requested the provision of a Health Centre in that area. The site for the proposed Health Centre has been selected. Requests have also been received from Medical Practitioners in other areas of the Borough for Health Centre premises to be provided.

CARE OF MOTHERS AND YOUNG CHILDREN

(Section 22)

Ante-Natal Clinics

Central Clinic, 29, Queen Street

Midwives' Sessions:

Monday 1-30—4 p.m.

Friday 1-30—4 p.m.

Booking Session:

Wednesday 2-00—4 p.m.

A medical officer of the department attends the booking session when specimens are taken for W.R., P.P.R., Haemoglobin and Rh. tests. A Medical Officer session is held each Monday morning to take specimens for repeat haemoglobin tests usually at about the 32nd week of pregnancy, and further specimens are taken when considered necessary.

Consultant Sessions:

Tuesday morning and Thursday afternoon by appointment.

Branch Clinics

Midwives' Sessions Only:

Limeside:

Elm Road

Monday 1-30—4 p.m.

Greenacres:

Monday 1-30—4 p.m.

Honeywell Lane:

Thursday 1-30—4 p.m.

Off Ashton Road

Tate Street:

Abbeyhills

Friday 1-30—4 p.m.

No bookings are undertaken at the branch clinics.

Number of Sessions and Attendances

Number of Women in attendance	Number of sessions held by		Total number of sessions
	Medical Officers	Midwives	
1,249	*98	292	390

* Includes booking session.

Health Education and Mothercraft

Expectant mothers receive instruction on health education and mothercraft at all the clinics. The use and effects of inhalational analgesics are fully explained and apparatus is available for demonstration purposes. Lectures on the importance of ante-natal and post-natal care, arranged by the Supervisor of Midwives, are given by the senior sisters.

By arrangement with the Principal of the Women's Institute, which is under the control of the Education Committee, a sewing teacher attends the booking session each week to instruct the expectant mothers in the making and repairing of children's clothing.

Relaxation Classes

Classes are held weekly on Wednesday and Thursday evening at the Central Clinic, with a fully qualified physiotherapist in attendance. The total number of women who attended during the year was 224 and 994 attendances were made.

Maternity Outfits

Maternity outfits, sterilised and packed ready for use, are available free for domiciliary confinements. These are issued at each clinic.

Dental Inspection and Treatment

The Principal School Dental Officer, Mr. J. Fenton, is responsible for the organisation of the service and has direct access to the Maternity and Child Welfare Sub-Committee. He is also Visiting Dental Officer to the Oldham and District General Hospital where he attends two sessions per week and is able to treat mothers and young children who require hospital treatment.

Dr. G. Mason-Walshaw, Consultant Anaesthetist to the School Health Service is also engaged in a consultant capacity in this service.

The services of Mr. W. C. Mellor, F.D.S., R.C.S., Consultant Dental Surgeon to the Oldham Hospital Group are available if required.

A dental mechanic is employed to assist in the construction of dentures

I am indebted to Mr. Fenton for the following report:—

Expectant and Nursing Mothers and Pre-School Children

"The provision of a dental service for these patients is the responsibility of the Principal School Dental Officer and the staff of the School Dental Service. During the year under review there has been a slight improvement in the staffing of the School Dental Service and this is reflected in an overall increase in the total amount of treatment carried out for these patients.

It has not been possible to inspect all the new cases booking at the Ante-Natal Clinics but has been limited to cases referred by the medical officer at the clinic. These inspections revealed that a number of the younger mothers have received treatment through the General Dental Practitioner Service of the National Health Service. It is also evident that the shortage of dental surgeons in the Oldham area prevents many of these patients from attending for routine inspection and treatment at regular intervals. There are still far too many of these young mothers who require multiple extractions and the fitting of dentures.

Unfortunately the Dental Hygienist resigned during the year and it has not been possible to appoint a successor. Dental Hygienists are extremely valuable in teaching oral hygiene and correct diet in relation to the prevention of dental decay.

Dental health education for these young mothers should help in the prevention of decay for their children. Far too many of these young children have to lose teeth before they reach school age—and some at the early age of two years! The modern dental clinics at Eagle Street and Gower Street provide first class working conditions for the staff and are appreciated by the patients."

Details of the work undertaken for expectant and nursing mothers and pre-school children, with comparative figures for 1963, are given below:—

	Expectant and Nursing Mothers		Children 5 years and under	
	1963	1964	1963	1964
<i>(a) Provided with Dental Care:</i>				
Examined	259	372	332	372
Needing treatment	250	290	305	324
Commenced treatment	248	281	315	305
Made dentally fit	135	167	309	302
<i>(b) Dental Treatment Provided:</i>				
Extractions	875	1014	637	686
Anaesthetics:				
Local	235	273	6	12
General	57	92	315	302
Fillings	126	219	28	21

	1963	1964	1963	1964
Scalings or scaling and gum treatment	131	128	1	—
Dressings	10	18	5	6
Radiographs	29	37	4	1
Dentures Provided:				
Complete	64	64	—	—
Partial	20	27	—	—

The majority of the children are referred from the infant welfare centres. The ages of the 372 children examined were:—

Under 1 year	1 year	2 years	3 years	4 years	5 years
1	5	38	178	149	1

Congenital Malformations

A scheme for the notification of congenital abnormalities became effective on the 1st January. The basis of the scheme is that the notification of births by doctor or midwife to the Medical Officer of Health makes it possible to record any malformation present at birth, whether the infant is live or stillborn. Birth notification forms supplied by the department were revised to accommodate this information and a return is made on a standard form to the General Register Office in respect of every child in the borough (identified only by a number) for whom information has been received of a malformation or malformations present at birth.

By the 31st December, 71 malformations had been notified relating to 55 live births and 4 stillbirths. These are summarised in the following table:—

CONGENITAL MALFORMATIONS NOTIFIED

Condition	Live		Still		Total
	M	F	M	F	
Central nervous system...	3	7	1	2	13
Eye, ear	—	1	—	—	1
Alimentary system	2	4	—	—	6
Heart and great vessels	5	4	—	—	9
Respiratory system	—	1	—	—	1
Uro-genital system	2	—	1	—	3
Limbs	13	10	—	—	23
Other skeletal	1	2	—	—	3
Other systems	4	2	—	—	6
Other malformations	4	2	—	—	6
Totals	34	33	2	2	71

Children "at risk"

It has long been the practice in the borough for all children suffering from some degree of handicap at birth, to be informally notified to the Medical Officer of Health and the child's name placed on a register. The child is then kept under periodic review, the frequency of visiting and examination depending on the severity of the handicap and the type of care being received from other agencies. When the child reaches the age of 2 years, his case notes are passed on to the School Health Service, so

that arrangements can be made for future educational training. Should the child be suffering from a handicap which is curable his name is removed from the register once the disability is corrected. The number of children on the register at the end of the year was 154.

Care of Premature Infants

All infants weighing 5½lb. or less at birth are regarded as premature irrespective of the period of gestation.

Premature infants born on the district, where the home conditions are unsatisfactory, are removed to hospital by ambulance in a special cot and are accompanied by the midwife. In other cases arrangements are made by the Supervisor of Midwives for the home nursing of these infants.

One midwife, especially trained and experienced, is employed whole-time on the nursing of premature infants. She is contacted immediately after the confinement and attends until the baby weighs 6 lb. or the mother is able to care for the infant herself without supervision. She also attends all premature infants discharged from Oldham and District General Hospital and Woodfield Maternity Home.

Premature Births

Notified during the year relating to Oldham residents

<i>Place of Birth</i>	<i>Live Births</i>	<i>Stillbirths</i>
Hospital	156	18
Home	38*	2
Private Nursing Home	—	—
	<hr/> 194	<hr/> 20

* Includes 7 babies transferred to hospital.

Weight at Birth	PREMATURE LIVE BIRTHS												PREM- ATURE STILL- BIRTHS	
	Born in Hospital				Born at home or in a nursing home				Born					
					Nursed, entirely at home or in a nursing home		Transferred to hospital on or before 28th day							
	Total births	Within 24 hours of birth	in 1 and under 7 days	in 7 and under 28 days	Total births	Within 24 hours of birth	in 1 and under 7 days	in 7 and under 28 days	Total births	Within 24 hours of birth	in 1 and under 7 days	in 7 and under 28 days		
2lb. 3oz. or less.....	14	11	3	-	1	-	-	-	-	-	1	-	5	-
Over 2lb. 3oz. up to and including 3lb. 4oz.....	12	2	5	1	-	-	-	-	1	-	-	-	4	-
Over 3lb. 4oz. up to and including 4lb. 6oz.....	41	2	9	1	3	-	-	-	3	-	1	-	5	1
Over 4lb. 6oz. up to and including 4lb. 15oz. ...	28	-	1	-	12	-	-	-	2	1	1	-	2	1
Over 4lb. 15oz. up to and including 5lb. 8oz.	61	-	3	-	15	-	-	-	1	-	-	-	2	-
Totals	156*	15	21	2	31	-	-	-	7	1	3	-	18*	2

* These figures include the Woodfield Maternity Home.

Care of Unmarried Mothers and their Children

No Mother and Baby Home is provided but full use is made of the services available through voluntary organisations. An annual grant is made to the Oldham Moral Welfare Council for which the services of their social worker are available. The grant for the financial year was £200.

Cases are referred to the social worker for investigation. She advises the expectant mother on the social aspects of her problem and arranges admission to a suitable home or hostel if necessary.

Arrangements were made for 6 expectant mothers to receive ante-natal and/or post-natal care in the undermentioned homes:—

St. Agnes House, Withington	1
St. Teresa's Home, Salford	1
St. Ann's Maternity Home, Heywood	1
The Grange, Blackburn	2
St. Katherine's Hostel, Huddersfield	1

Two were confined in hospitals in the area of the respective home and the remaining 4 in the borough, one of whom returned to Oldham prior to confinement, and 3 being admitted to homes for post-natal care only.

The ages of those receiving assistance were—22 years, 20 years, 19 years, 18 years, 17 years and 15 years.

Child Welfare Centres

The Central Child Welfare Centre is at 29 Queen Street. There are eight branch centres, two of which are accommodated in church premises. The use of the Townfield Youth Centre for this purpose has been continued by arrangement with the Education Committee. A medical officer is in attendance at each session.

<i>Centre</i>		<i>Day</i>	<i>Time</i>
Central	Queen Street	Wednesday	9-30 a.m.
		Friday	9-30 a.m.
Edward Street	Werneth	Monday	2-0 p.m.
		Wednesday	2-0 p.m.
Tate Street	off Abbeyhills Road	Monday	2-0 p.m.
		Wednesday	2-0 p.m.
Honeywell Lane	off Ashton Road	Tuesday	2-0 p.m.
		Friday	2-0 p.m.
		(to 6.11.64)	
		Thursday	2-0 p.m.
		(from 12.11.64)	
Townfield	Townfield Street	Tuesday	2-0 p.m.
Derker	Prince Charlie Street	Wednesday	2-0 p.m.
Greenacres	Greenacres Road	Thursday	2-0 p.m.
Beulah	Withins Road	Tuesday	2-0 p.m.
Limeside	Elm Road, Hollins	Thursday	2-0 p.m.

Orange juice, cod liver oil, national dried milk and vitamins issued by the Ministry of Health together with certain proprietary brands of infant foods, are obtainable at all the centres.

By arrangement with the Principal of the Women's Institute which is under the control of the Education Committee, a sewing teacher attends the centres on alternate weeks to advise mothers on the cutting out and sewing of children's clothing.

Clinic assistants are employed at the centres on the sale of foods, keeping of records and other non-professional duties.

ATTENDANCES

Centre	No. of children who first attended during the year and who at their first attendance were under 1 year of age	No. of children who attended and who were born in:			Total No. of children who attended	No. of attendances made by children who at the date of attendance were:			Total attendances during the year
		1964	1963	1959/62		Under 1 yr.	1-2 yrs.	2-5 yrs.	
Derker	211	177	144	130	451	2,892	549	269	3,710
Beulah	86	79	64	78	221	1,111	226	69	1,406
Central	235	189	209	256	654	2,717	563	398	3,678
Edward St. ...	296	244	219	237	700	4,207	823	409	5,439
Greenacres ...	130	106	108	116	330	1,729	480	329	2,538
Honeywell Lane...	282	243	200	239	682	3,649	669	424	4,742
Limeside	138	120	118	170	408	2,081	561	282	2,924
Tate St.	297	255	212	281	748	3,382	756	456	4,594
Townfield	118	102	93	82	277	1,628	240	88	1,956
Totals.....	1,793	1,515	1,367	1,589	4,471	23,396	4,867	2,724	30,987

Welfare Foods

Central Storage and Distribution Centre, Greaves Street:

This centre is open from 9 a.m. to 5.30 p.m. Monday to Friday. The child welfare centres are used as distributing points. At the end of the year one full-time clerk and four part-time assistants were employed in this service.

Orange juice, cod liver oil and vitamin tablets are supplied under the Welfare Foods Scheme and a charge is made. The quantities supplied during the year are given in the following table:—

Quarter Ended	Bottles Orange Juice	Bottles Cod Liver Oil	Packets Vitamin Tablets A & D
March 31st	3,133	461	264
June 30th	3,412	381	305
September 30th	3,818	396	292
December 31st	3,237	372	250
Totals ...	13,600	1,610	1,111

AUDIOLOGICAL SERVICE

Screening Tests of Hearing

During the year regular screening tests of hearing for infants and young children were commenced in certain of the child welfare centres. These tests had previously been carried out on a limited number of selected children by two health visitors who had been specially trained at the Department of Audiology and Education of the Deaf, Manchester University, but, by the early months of this year practically all the health visitors were given training which enabled a more extensive service to be established.

These tests are carried out when the infant is approximately 7 to 9 months old and the parents of all babies born "at risk" are especially encouraged to attend the screening sessions. Sessions are held at the following centres on the days stated.

Child Welfare Centres

Derker	1st Wednesday of each month
Tate Street	2nd Monday of each month
Honeywell Lane	4th Tuesday of each month

Audiology Clinic, Gainsborough Avenue 1st Friday of each month.

There were 36 sessions held at the child welfare centres, from which 9 children who failed the screening test were referred for more detailed screening at the Audiology Clinic.

11 pre-school assessment clinics were carried out by Dr. I. B. Barrie, a Medical Officer of the Department and Mr. A. Sherliker, the Audiologist. Out of 61 appointments made 48 were kept; 43 children were seen, several on more than one occasion. The sources of referral were as follows:—

Health Visitors	26
Medical Officers	10
Consultant Paediatrician	2
Consultant Otologist	1
General Medical Practitioners	1
Manchester University, Department of Audiology	1
Head Teachers of Nursery Schools	2

The reasons for referral were as follows:—

By Health Visitors:

Failed routine screening tests at welfare centre	6
Failed routine screening test at welfare centre; poor speech development noted	3
Poor speech development	11
Children "at risk"	4
Children suspected of deafness	2

By Consultants, Medical Officers and Others:

Children on handicapped register, with speech problem	4
Children with no speech development	3
Children with poor speech development	2
Children suspected of deafness	8

Of the total number of children referred, 21 were already known to the Department as handicapped children:—

16 were on the handicapped register and under consultant supervision.

3 were under consultant supervision.

2 had been placed on handicapped register by health visitors.

The results of the investigations were as follows:—

No auditory problem	20
No auditory problem but dyslalic speech—referred to speech therapist	2
No auditory problem continuing under consultant supervision for other conditions	2
No auditory problem; required to be seen again in conjunction with speech therapist to assess speech development	6
Referred to Paediatrician	1
Results unreliable; to be reviewed in 1965	2
Some hearing problem	10*

* Of these, 7 were referred to the Otologist for his opinion and 3 with only slight problem to be seen in 1965. Of the 7 children referred 3 had "perceptive" type deafness; hearing aids were issued and arrangements made for pre-school auditory guidance.

Parent Guidance

Parent guidance is an essential feature of the Audiological Service and regular weekly sessions have been held for the parents of 5 pre-school children with hearing difficulties. Parents who accept guidance are expected to attend the clinic at least once a fortnight for either individual guidance sessions or small group meetings. The guidance programme is aimed to assist the parents with the following points:—

1. The use of vision in association with hearing
2. The use of all types of hearing aids.
3. The control of parent's voices and speech.
4. The encouragement of the child's use of voice and beginnings of speech.
5. The development of social habits in a child.

Co-operation with Voluntary Organisations

With the exception of the Oldham Moral Welfare Council, no duties have been delegated to voluntary organisations. The following contributions were made to the voluntary organisations named during the financial year 1964/65:—

	£	s.	d.
National Society of Children's Nurseries	3	3	0
Invalid Children's Aid Association	3	3	0
Royal Society for the Prevention of Accidents	2	2	0
National Council for the Unmarried Mother and her Child	10	10	0
Oldham Moral Welfare Council	200	0	0
National Association for Maternal and Child Welfare	12	12	0
National Baby Welfare Council	3	3	0
*Central Council for Health Education	45	0	0
Oldham and District Spastics Society (Parents' Association)	85	0	0

* The total contribution made by the local authority was £70 0s. 0d., £25 0s. 0d. being met by the Education Committee.

DAY NURSERIES

*Municipal Day Nursery**Overens Street:*

Accommodation available:—

Age Groups			Places
0—1	1—2	2—5	
5	12	25	42

The nursery is open each day, Monday to Friday, from 7-0 a.m. to 6-30 p.m., but closed on Saturday morning.

The charge was 6s. 0d. per day throughout the year, being reduced in cases of hardship. Appeals against the full charge are dealt with by the Appeals Section of the Maternity and Child Welfare Sub-Committee.

The total number of attendances was 7,887 which compares with 7,720 for the previous year.

Owing to the probability in the near future that the site of the Overens Street Nursery would be involved in a slum clearance programme, it was suggested that the nursery be closed, as for a long time it had been highly uneconomic and also the cases for which the nursery had originally been provided, i.e. socio-medical, only made up a small proportion of those using the nursery. Eventually it was decided that the nursery be retained but that a sliding scale of charges be introduced. These charges to be based on assessable income, personal allowances to be in accordance with those operated by the National Assistance Board. The new scale will be effective from the 4th January, 1965.

NURSERIES AND CHILD-MINDERS REGULATION ACT, 1948

*Industrial Day-Nurseries**(a) Pre-school Children*

On the 1st January, 3 nurseries were registered, providing a total of 158 places.

Name of Nursery	Age Groups			Places
	0—1	1—2	2—5	
*Hartford House	—	20	48	68
Royd Mill	—	16	17	33
*Werneth Ring Mills ...	—	15	42	57
Totals ...	—	51	107	158

The management at the Royd Mill Nursery employ their own medical practitioner.

The Oldham Twist Company applied for re-registration of premises as a day nursery for children in the two to five year age group; registration was accordingly approved for 8 children.

In January application was received from the Werneth Ring Mills Ltd. for registration of an annexe as a day nursery for school children during school holiday periods; as the annexe was already registered to

accommodate 57 children in the 1-5 year age group, it was decided that two separate registrations be made, in consequence of which the number of places for the 2-5 year age group was reduced from 42 to 24.

On 31st December, 4 nurseries providing a total of 148 places were registered under the Act, details of these are given below:—

<i>Name of Nursery</i>	<i>Age Groups</i>			<i>Places</i>
	<i>0—1</i>	<i>1—2</i>	<i>2—5</i>	
*Hartford House	—	20	48	68
Royd Hill	—	16	17	33
*Werneth Ring Mills ...	—	15	24	39
Oldham Twist Co.	—	—	8	8
Totals ...	—	51	97	148

* These firms provide transport to and from the nursery.

(b) School Children

On the 1st January, the following accommodation was registered for school holiday periods only:—

<i>Name of Nursery</i>	<i>Age Group</i>	<i>Places</i>
Belgrave Mills	5-11	55

Werneth Ring Mills applied for registration of an annexe as a day nursery for school children during school holiday periods. The premises were registered accordingly in May. Belgrave Mills applied for registration of their Sports Pavilion as a day nursery for school children in lieu of premises already registered for this purpose; registration was accordingly approved in June. On 31st December, the following accommodation was registered for school holiday periods only:—

<i>Name of Nursery</i>	<i>Age Group</i>	<i>Places</i>
Belgrave Mills	5-11	40
Werneth Ring Mills	5-11	30

There is close co-operation between the Department and the firms concerned and regular inspections are made by the Superintendent Health Visitor and her staff. Medical Officers of the Department visit for medical inspection and vaccination and immunisation of the children. The firms concerned are encouraged to consult the Department if any difficulties arise.

Voluntary Day Nurseries

The Heathbank Day Centre for Spastics:

This centre which is maintained by the Oldham and District Spastics Parents' Association is registered for 20 places (children and adults) who are received from Oldham and the adjacent districts.

Child Minders

No child minder is registered and no applications for registration were received during the year.

MIDWIVES SERVICE

(Section 23)

Staff

On the 1st January, the staff employed was:—

- 1 Non-Medical Supervisor.
- 1 Assistant Non-Medical Supervisor.
- 8 District Midwives (Approved Teachers).
- 10 District Midwives.
- 2 District Midwives (part-time).
- 1 Midwife.
- 2 Midwives (part-time).
- 1 Public Health Nurse (part-time).
- 6 Pupil Midwives.

In March the Assistant Non-Medical Supervisor of Midwives left the service to take up the appointment of Non-Medical Supervisor of Midwives to the Preston County Borough; she was succeeded by Miss D. Coupe, Assistant Superintendent at the Midwives Home, with duties to commence on the 1st January, 1965. Six full-time district midwives and one part-time midwife left the service and six district midwives were appointed. Four part-time public health nurses were appointed.

On the 31st December, the staff employed was:—

- 1 Non-medical Supervisor.
- 9 District Midwives (Approved Teachers).
- 9 District Midwives.
- 2 District Midwives (part-time).
- 1 Midwife (part-time).
- 2 Public Health Nurses (part-time).
- 3 Public Health Nurses (part-time). (Night service telephone duties).
- 10 Pupil Midwives.

One district midwife especially trained and experienced undertook full-time duties in connection with the nursing of premature babies. Two part-time midwives (who undertake no deliveries and accept no bookings), and two part-time public health nurses were engaged on clinic duties, hospital discharges and other special visits.

Night Duty Service

All calls for midwives from 10-0 p.m. to 8-0 a.m. are made to the Midwives' Home from where cases are allocated to the midwives on duty by a night duty public health nurse.

In April, approval was given to the employment of a night duty assistant to be suitably trained by the Supervisor of Midwives for these duties to release professional staff for midwifery duties on the district. Unfortunately it had not been possible to appoint a suitable person to this post by the end of the year.

Attendance After Confinement

Domiciliary Cases

The midwife makes a morning and an evening visit for the first four days after the confinement after which she visits daily from the fourth to the tenth day (inclusive) and on the twelfth and fourteenth day. She visits twice in the third week after confinement and more often if necessary. The last visit is usually made on the twenty-first day.

Hospital Discharges

All mothers and babies discharged from hospital are visited by a municipal midwife. If discharged before the tenth day daily visits are made up to and including the tenth day and thereafter on the fourteenth, fifteenth and twenty-first day. Discharges after the tenth day are visited likewise.

The Supervisor is advised by telephone on the day prior to discharge of the mother and baby and a confirmatory discharge note stating the condition of mother and baby is subsequently forwarded to the Supervisor for the information of the district midwife who will take over the case.

In consequence of extensions to the Marron Maternity Unit at Oldham and District General Hospital with the resultant loss of 17 beds for approximately 13 months from October, 1964, additional work was placed on the domiciliary midwifery service, by the early discharge from hospital of suitable cases, and a reduction in the the number of patients accepted for hospital confinement. The hospital was assured of the co-operation of the local authority in the problems arising during this period and arrangements were made for investigation by municipal midwives into home conditions of patients to determine whether the patient should be confined at home, or in hospital for early discharge (the minimum period being 48 hours after delivery). The establishment of midwives was increased from 22 to 24 to cover the additional work involved.

Phenylketonuria Tests

The first test is carried out by the midwife between the tenth and fourteenth day after birth. The result of the test is recorded on the infant record card which is ultimately passed on to the Health Visiting Service for continuity of care.

Part II Training School

The Oldham District Midwifery Service has been approved as a Part II Training School since August, 1948. The number of pupils accepted to date is 228, 212 of whom have been successful in the examination of the Central Midwives Board. Many of these pupils have subsequently been appointed as municipal midwives and stayed with the authority for varying periods. During the current year, 16 pupils commenced training and 10 completed training; nine passed the Part II Examination of the Central Midwives Board but one unfortunately, due to sickness, was unable to take the examination.

Transport

Municipal midwives are included in the Motor Car Allowances Scheme of the Corporation as "essential users" which makes them eligible to receive financial assistance under the scheme of assisted purchase of motor cars.

At the end of the year 15 midwives were using their own cars. Midwives who do not provide their own cars use public transport but transport is provided through the Ambulance Service when required. A Ford Escort TBU 57 which has been used for the bulk of this work for many years was replaced in May by a Vauxhall Estate Car 222 JBU. This car is garaged and maintained at the Ambulance Depot.

Housing Accommodation

Housing accommodation is provided through the Housing Department. At the end of the year 5 midwives were occupying such accommodation. The rent charged is that fixed by the Housing Committee.

The Midwives' Home, Werneth Hall Road, provides accommodation for 12 midwives or pupil midwives and resident domestic staff.

Approved Courses of Instruction

The following approved Courses of Instruction were attended during the year:—

Arranged by Kingston-upon-Hull Health Department:

Hastings	16th—21st March	1 Midwife
----------	-----------------	-----------

Arranged by the Royal College of Midwives:

Oxford	12th—18th April	1 Midwife
Cheltenham	5th—11th April	1 Midwife

Administration of Inhalational Analgesics

There were 18 Trilene machines in use throughout the year and Trilene was administered to 874 cases.

Of the 1,008 cases delivered 940 (93.25%) received inhalational analgesics. The remaining 68 did not receive inhalational analgesics for the following reasons:—

Patient refused	8
Medical reasons	4
B.B.A. or delay in summoning midwife	48
Dr. booked (not booked for inhalational analgesics)	5
Emergency cases (not booked)	3

*Cases in which inhalational analgesics and pethidine were administered
by midwives in domiciliary practice*

	Inhalational Analgesics				Pethidine	
	When doctor was present at time of delivery of child		When doctor was not present at time of delivery of child		When doctor was present at time of delivery of child	When doctor was not present at time of delivery of child
	Gas and air	"Tri-lene"	Gas and air	"Tri-lene"		
Domiciliary Midwives employed directly by the Local Health Authority	13	115	53	759	35	334

Deliveries attended by Midwives

	Domiciliary Cases				Total	Cases in Institutions
	Doctor not booked		Doctor booked			
	Doctor present at time of delivery of child	Doctor not present at time of delivery of child	Doctor present at time of delivery of child (either the booked doctor or another)	Doctor not present at time of delivery of child		
Midwives employed by local health authority	1	24	150	833	1,008	...
Midwives employed by Oldham and District Hospital Management Committee at:—						
(a) Oldham and District General Hospital	1,887
(b) Woodfield Maternity Home	583
Totals	1	24	150	833	1,008	2,470

Number of cases delivered in institutions but attended by domiciliary midwives on discharge from institutions and before the tenth day:—

Oldham and District General Hospital	586
Woodfield Maternity Home	65

SUMMARY OF WORK UNDERTAKEN BY MUNICIPAL MIDWIVES

Confinements:

Cases booked	1,249
Confinements attended	1,008
Cases receiving inhalational analgesics	940

Visits:

Ante-natal	4,390
During lying-in period: up to tenth day	14,408
after tenth day	5,232
Hospital discharges	3,619
Premature babies (i) Domiciliary births	507
(ii) Hospital discharges	493

The total number of births relating to Oldham residents notified to the Department during the year was 2,238 (2,203 live and 35 still); of these 1,018 (45.49%) were domiciliary births and 1,220 (54.51%) occurred in hospitals. All the domiciliary births were attended by municipal midwives.

There were 105 cases referred by the Consultant Obstetricians, Oldham and District General Hospital for investigation into the suitability of the home conditions for confinement. In 54 the conditions were considered suitable and the patients subsequently booked for domiciliary confinement. There were 217 cases referred for investigation into the suitability of the home for early discharge.

MIDWIVES' ACT, 1951

Supervision of Midwives

During the year, 70 midwives notified their intention to practise, compared with 66 in 1963. At the end of the year the following midwives were practising in the area of the Borough:—

In Domiciliary Practice:

(a) Employed by Local Health Authority 19*

Employed in Institutions:

(b) Oldham and District General Hospital	16
(c) Woodfield Maternity Home	9

* Includes Supervisor of Midwives

Medical Aid under Section 14 (1) of the Midwives' Act, 1951

There were 14 medical aid forms sent in by domiciliary midwives, a decrease of 7 on the previous year. The conditions for which medical aid were sought were as follows:—

Conditions in Mother

Premature labour	1
Ruptured perineum	8
Post-partum haemorrhage	1
Suppression of milk	1
Nausea and dizziness after delivery	1

Conditions in Child

Prematurity	1
Asphyxia	1

Emergency Maternity Unit

The Emergency Maternity Unit which operates from the Oldham and District General Hospital was called out to 14 domiciliary cases attended by municipal midwives for the following emergencies:—

Breech presentation	1
Ante-partum haemorrhage	1
Post-partum haemorrhage	7
Retained placenta	2
Concealed accidental haemorrhage	1
Secondary haemorrhage	1
Placenta praevia	1

The unit was also called to Woodfield Maternity Home on 4 occasions.

*HEALTH VISITING SERVICE**(Section 24)*

There is complete co-ordination with the School Health Service; all health visitors are appointed school nurses and the Superintendent Health Visitor is also Superintendent School Nurse.

Staff: The staff employed on the 1st January, was:—

- 1 Superintendent Health Visitor.
- 1 Deputy Superintendent Health Visitor.
- 2 Senior Health Visitors.
- 13 Health Visitors.
- 1 Student Health Visitor.

In September the establishment was increased to 22 health visitors and 8 student health visitors; provided that when there are more than 4 student health visitors in post, there must be vacant posts of health visitors corresponding to the number of student health visitors above 4.

During the year 2 health visitors resigned and 2 were appointed, one of whom was sponsored by the Authority as a student health visitor in 1963. The health visitor on leave of absence at the beginning of the year resumed duties in January; another granted leave of absence from September was still on leave at the end of the year. Three public health nurses were appointed with a view to taking the course for the training of health visitors commencing in September, 1965.

Two student health visitors commenced training at Manchester in September after a short period of employment in the service as public health nurses.

On the 31st December the staff employed was:—

- 1 Superintendent Health Visitor.
- 1 Deputy Superintendent Health Visitor.
- 2 Senior Health Visitors.
- 13 Health Visitors.
- 3 Public Health Nurses.
- 2 Student Health Visitors.

She also attended the National Home Safety Conference in London on the 27th and 28th October. Two health visitors attended a course arranged by the Health Visitors' Association held at Oxford from the 4th to the 18th July.

Throughout the year the Superintendent Health Visitor and one health visitor were included in the Motor Car Allowances Scheme of the Corporation as "casual users". In December the Finance and General Purposes Committee approved the inclusion of health visitors in the Motor Car Allowances Scheme of the Corporation as "essential users"; this arrangement became effective from the 6th January, 1965.

Number of children under 5 years of age visited during year	HEALTH VISITORS					Tuberculosis Visitor		
	Expectant Mothers	Children born in			Tuberculous Households*		Other Cases	Tuberculous households
		1964	1963	1959/62				
9,230	15	6,700	7,214	13,248	296	3,968	83**	

** This low figure was due to the unfortunate and prolonged illness of the Tuberculosis Health Visitor during the year.

Infant Mortality	1
Handicapped Children: physical	464
mental	150
Cases of Infectious Disease:	
Whooping Cough	125
Measles	751
Dysentery	523
Ophthalmia Neonatorum	6
Immunisation and Vaccination	2
Nurseries	19
Daily minders	15
Problem families	418
Socio-medicals	55
Persons aged 65 and over	1,145

** This very low figure was due to the unfortunate and prolonged

Visits to General Practitioners	222
Visits at request of General Practitioners ...	34
Other visits	38
	<hr/>
	3,968
	<hr/>

The total number of visits made, 36,409, includes 4,885 which were ineffective.

Attendances made by health visitors at child welfare centres, clinics and nurseries:—

Child Welfare Centres	1,486
Nurseries	52
Chest Clinic	90
Immunisation and Vaccination Clinics ...	54

Phenylketonuria Tests

Routine screening tests of infants for the detection of phenylketonuria commenced in 1960. The midwife is responsible for taking the first test and the health visitor the second test. The first test is carried out between the 10th and the 14th day of life and the second during the 5th week of life. The results of the tests are recorded on the infant record card by the midwife and health visitor respectively.

Audiological Service

All health visitors are trained to carry out screening tests of hearing for infants and young children. Special sessions are held at child welfare centres. Newly appointed health visitors receive this training as a routine procedure. Details of this service are given on page 52.

Oldham Mothers' Circle

The Oldham Mothers' Circle is a voluntary body, the president of which is Miss C. Williamson, Superintendent Health Visitor. The main object of the circle is to propagate health education amongst the mothers who are in membership. This is accomplished in many ways including, visits to places of interest and by speakers who cover a wide range of interesting and useful topics.

The Circle has a representative on the Leonard Cheshire Homes Committee, and the Guide Dogs for the Blind Association, in recognition of their charitable work for these bodies. Miss Williamson and those who assist her in this work are to be highly commended.

HOME NURSING SERVICE

(Section 25)

The Central Office, complete with district room is accommodated on the ground floor in the Greaves Street premises which also accommodate the central depot for the distribution of welfare foods.

The transfer of this service to the newly built premises of the Department of Public Health is contemplated for early in the new year. This will create increased efficiency in the service by the integration of all the services of the Department to the mutual benefit of general practitioners, district nurses and the patients. It will also afford better inter-departmental liaison.

No night service is provided but evening visits are made to patients where necessary. The district nurses are on rota call for evening and week-end duties and requests by general practitioners can be made through the Ambulance Depot (Tel.: MAIn 2433) to the nurse on call. Telephones are installed in the homes of all district nurses.

Patients discharged from hospital requiring nursing care are notified to the Superintendent by medical social workers who give the case history and the name of the general practitioner responsible for the patient. This arrangement affords the closest co-operation between the service and the hospitals. There is also good liaison with general practitioners. Doctors requesting the service of a district nurse give instructions for treatment by telephone to the Superintendent.

Staff employed at the beginning and at the end of the year was as follows:

	1st January	31st December
Queen's Superintendent	1	1
Queen's Nurses: Females	9	7
Males	3	3
District Nurses: Females	3	8
Males	1	2
District Nurse: part-time	1	1
Bathing Attendants	5	5

Miss A. Tulley, S.R.N., S.C.M., Q.N. who commenced service with the Department on the 5th July, 1948, retired on the 23rd September. The Home Nursing Sub-Committee recorded its appreciation of her services. Three district nurses, all Queen's trained, resigned, and eight new appointments were made (7 females, 1 male).

One bathing attendant was appointed to fill the vacancy created by the retirement on the 31st December, 1963 of Mrs. S. Lancashire who had served in this capacity from the 5th July, 1948. These auxiliaries undertake bathing and give other personal attention to patients. They are supplementary to the nursing staff and are employed only on selected cases and always under supervision.

The entire staff was up to establishment at the end of the year.

Transport

All district nurses are included in the Motor Car Allowances Scheme of the Corporation as "essential users" which makes them eligible to receive loans for the purchase of cars. At the end of the year, 14 district nurses were using their own cars for official duties.

Refresher Courses

The Superintendent attended a Study-Day and Conference arranged by the Queen's Institute of District Nursing, in London on the 23rd May. Three district nurses attended refresher courses arranged by the Queen's Institute of District Nursing:—

Two at Newnham University, Cambridge—19th to 26th March
6th to 13th August

One at the William Rathbone College, Liverpool—21st to 28th May.

Queen's Institute of District Nursing

The local health authority is in membership with the Queen's Institute of District Nursing.

Consequent upon the revised constitution of the Area Federations of the Institute, each authority in membership with the Institute is entitled to appoint three representatives for service with the Area Federation. These representatives might be a member of the Health Committee, the Medical Officer of Health (or his representative) and the Superintendent Nursing Officer. The Chairman of the Sub-Committee, Councillor W. Wheeler; the Medical Officer of Health and the Superintendent of District Nursing were appointed to represent this authority.

There is approval for district nurses to receive district training under the scheme of the Queen's Institute of District Nursing. In March, Mrs. M. T. Lees and Mr. I. D. Valentine were granted permission to take this training at the Rochdale Training Centre. Mrs. Lees completed her training and passed the examination. She was accordingly placed on the Queen's Roll of District Nurses and received the National Certificate of the Ministry of Health.

I am indebted to Miss T. M. Keenan, Superintendent of District Nursing for the following remarks.

"A glance at the figures for the past year shows that there has been little change in the pattern of general nursing throughout the year. There were no serious epidemics. There has, however, been a substantial increase in the number of surgical cases nursed, and one feature of the year's work has been another marked increase in the number of terminal cases and those presenting geriatric problems.

Much of our work today is done with the patient out of the bed and not in it!! With this in mind, and in co-operation with the family doctor, concentrated efforts are made to rehabilitate the older patient. Here too the staff have an opportunity for health teaching in the prevention of deterioration in the aged, and positive health.

Incontinence is still the most demoralising condition with which we have to deal.

Valuable time is spent dressing patients when perhaps, a simple alteration like having an opening at the front instead of the side of a garment would enable the patient to dress herself; anything which gives the patient a sense of usefulness and independence is invaluable.

The work of the nurses is apt to go unnoticed by me simply because it goes on smoothly day by day throughout the year. I am deeply conscious that this is no accident but is due to the unremitting zeal of the nurses; without such assistance much that is now a pleasure would become a task."

Work Undertaken

TABLE I

Summary of work undertaken with comparative figures for the previous year:—

	1964	1963
New Cases	1,514	1,507
Cases Nursed	2,126	2,084
Cases on books at 31st		
December	638	612
Number of Injections given ...	23,144	21,033
Visits by Bathing Attendants	10,396 (465)	9,982 (462)

The figures in parentheses relate to bathings at the Nuffield Villa where residential accommodation is provided for the mentally handicapped.

Tables II, III, IV and V present analyses of cases nursed by—age, sex and months of occurrence; types of cases and visits made.

TABLE II

Cases Nursed

	Children		Others		Total No. of Cases
	0-5	5-15	Male	Female	
Cases on books at 1st Jan.	...	1	163	448	612
New cases.....	27	26	543	918	1,514
Total cases nursed during the year.....	27	27	706	1,366	2,126
Cases on books at 31st Dec.	2	2	186	448	638

TABLE III

Cases Nursed and Visits made during each month of the year

Month	Children		Others		Total No. of Cases	Visits by District Nurses
	0-5	5-15	Male	Female		
January ...	1	3	221	543	768	5,225
February ...	5	3	205	522	735	5,001
March ...	2	4	219	544	769	5,529
April ...	5	5	211	547	768	5,593
May ...	6	5	222	527	760	5,313
June ...	5	1	221	538	765	5,007
July ...	3	...	202	551	756	5,314
August ...	5	...	198	513	716	5,013
September ...	2	2	200	516	720	5,109
October ...	4	1	216	505	726	5,361
November ...	6	4	219	531	760	5,427
December ...	2	3	234	516	755	6,134

TABLE IV

New Cases Accepted during each month of the year

Age Groups	0-1		1-5		5-15		15-40		40-60		60-65		65+		TOTALS		Persons
Sex	M	F	M	F	M	F	M	F	M	F	M	F	M	F	M	F	
Month																	
Jan.	1	...	2	17	14	18	7	7	37	53	61	95	156
Feb.	...	1	...	3	3	...	5	15	12	12	9	3	20	46	49	80	129
Mar.	...	1	3	1	7	12	12	17	4	10	23	51	49	92	141
April	1	1	...	1	1	3	7	14	16	19	2	4	19	55	46	97	143
May	2	2	1	3	5	10	12	10	4	9	26	35	50	69	119
June	1	2	...	1	5	7	13	14	6	5	22	51	47	80	127
July	1	2	14	8	20	9	7	18	55	38	96	134
Aug.	1	1	7	9	9	15	6	4	14	31	37	60	97
Sept.	1	...	2	...	4	10	7	7	7	5	22	41	43	63	106
Oct.	2	...	1	3	12	19	10	5	3	21	36	51	61	112
Nov.	1	2	3	1	3	11	11	18	3	8	20	44	41	84	125
Dec.	1	1	1	7	5	16	19	6	1	29	39	60	65	125
Totals	6	3	7	11	16	10	55	136	149	179	68	66	271	537	572	942	1,514

TABLE V

Types of Cases Nursed and Visits made to these Cases with Comparative Figures for 1963.

	Cases Nursed		Visits Made	
	1964	1963	1964	1963
Medical	1,475	1,619	46,499	49,484
Surgical	523	351	16,283	10,505
Infectious Diseases ...	—	2	—	22
Tuberculosis	13	14	583	415
Maternal Complications	19	6	174	31
Others	96	92	487	484
Totals	2,126	2,084	64,026	60,941

VACCINATION AND IMMUNISATION

(Section 26)

DIPHTHERIA, WHOOPING COUGH, TETANUS AND POLIOMYELITIS

Schedule

Primary Course

Age Group	Material	Dosage
Under 5 years (commencing at six weeks)	Diphtheria-Tetanus-Pertussis Prophylactic (Triple Antigen- Glaxo) Oral Poliomyelitis Vaccine	Three injections of 1 cc. at intervals of four weeks. First dose given sim- ultaneously with the third injection of Triple Antigen fol- lowed by two further doses with an interval of four weeks between each dose.
5 years and over	Diphtheria-Tetanus Prophylactic (Glaxo) Oral Poliomyelitis Vaccine	Three injections of 1 cc. at intervals of four weeks. Three doses at inter- vals of four weeks given simultaneously with the three injec- tions of diphtheria— tetanus.

Reinforcing Doses

(a) DIPHTHERIA, WHOOPING COUGH AND TETANUS

Age Group	Material	Dosage
18-24 months	Triple Antigen	1 cc.
Sixth year	Diphtheria-Tetanus Prophylactic	1 cc.
Eleventh year	Diphtheria-Tetanus Prophylactic	1 cc.

A separate syringe and needle is used for each inoculation.

(b) POLIOMYELITIS

All children aged 5 to 14 years are offered a fourth dose of oral vaccine.

All prophylactic material is supplied to general practitioners free of charge and can be obtained on application to the Department.

Immunisation of pre-school children is carried out at the child welfare centres, day nurseries, and at nursery schools and classes.

The immunisation state of each child is reviewed prior to the school entrance examination. At the examination parents are asked to consent to reinforcing immunisation or, where no previous primary immunisation is recorded, a course of primary immunisation. This procedure is repeated during the child's eleventh year. Both primary and reinforcing immunisation is carried out at the school where possible.

Table I is a summary of the figures shown in Tables II—V which detail the number of children (a) completing the primary course, and (b) receiving reinforcing injections, according to the different inoculations.

Diphtheria, Whooping Cough and Tetanus

TABLE I

Summary of children completing immunisation and receiving reinforcing injections.

Primary Immunisation

	<i>Diphtheria</i>	<i>Whooping Cough</i>	<i>Tetanus</i>
Pre-School Children.....	1,447	1,438	1,447
School Children.....	388	26	597
Totals	1,835	1,464	2,044
<i>Reinforcing Injections</i>	<i>Diphtheria</i>	<i>Whooping Cough</i>	<i>Tetanus</i>
Pre-School Children.....	975	831	975
School Children.....	1,325	138	1,103
Totals	2,300	969	2,078

TABLE II

(a) *Diphtheria, Whooping Cough and Tetanus*

	Primary Immunisation			Reinforcing Injections		
	Pre-School Children	School Children	Total Under 15 years	Pre-School Children	School Children	Total Under 15 years
Local Health Authority	1,170	12	1,182	781	98	879
General Practitioners	268	14	282	50	40	90
Totals	1,438	26	1,464	831	138	969

TABLE III

(b) *Diphtheria and Tetanus*

	Primary Immunisation			Reinforcing Injections		
	Pre-School Children	School Children	Total Under 15 years	Pre-School Children	School Children	Total Under 15 years
Local Health Authority	9	360	369	143	945	1,088
General Practitioners	—	—	—	1	10	11
Totals	9	360	369	144	955	1,099

TABLE IV

(c) *Diphtheria*

	Primary Immunisation			Reinforcing Injections		
	Pre-School Children	School Children	Total Under 15 years	Pre-School Children	School Children	Total Under 15 years
Local Health Authority	—	2	2	—	230	230
General Practitioners	—	—	—	—	2	2
Totals	—	2	2	—	232	232

TABLE V

(d) *Tetanus*

	Primary Immunisation			Reinforcing Injections		
	Pre-School Children	School Children	Total Under 15 years	Pre-School Children	School Children	Total Under 15 years
Local Health Authority	—	206	206	—	3	3
General Practitioners	—	5	5	—	7	7
Totals	—	211	211	—	10	10

Active Immunisation against Tetanus for Patients Attending Hospital Casualty Units Following Accidents:

The scheme formulated at the end of 1963, after consultation with the hospital authority and general practitioners, whereby patients attending the Casualty Department of the Oldham Royal Infirmary following an accident would receive active immunisation against tetanus, became operative in March of this year. The scheme is outlined below.

1. *Children and Young Persons*

(a) Immunisation against tetanus has been in practice in the Borough since the 1st January, 1957. Therefore, a large proportion of young persons have already received this protection. Those within this category who become involved in an accident and who would hitherto have been given A.T.S. are now given reinforcing doses of tetanus toxoid (adsorbed) only;

(b) Those who have not, prior to the accident, been actively protected against tetanus receive one injection of 1,500 units A.T.S. intramuscularly in one arm, and one injection of tetanus toxoid (adsorbed) intramuscularly in the other.

An appointment is made *at the hospital* to attend there for a further injection of tetanus toxoid in six weeks time and a final reinforcing dose is given at the Health Department from six to twelve months later by appointment.

2. *Adults*

(a) Adults known to have received active immunisation against tetanus are given a reinforcing dose of tetanus toxoid (adsorbed).

(b) If not previously protected, the procedure is the same as that outlined in (b) above.

From August, appointments were given to adults to receive the second injection of tetanus toxoid at the Out-patient Department of the Oldham Royal Infirmary. A special clinic was set up on the first and third Wednesday of each month from 6 p.m. to 7-30 p.m.

In view of the fact that patients attending the casualty unit following accidents were from Oldham and the out-districts an agreement was reached with the Divisional Medical Officer for Division 14, Lancashire County Council to provide medical, nursing and clerical staff at alternate sessions and for the transfer of records accordingly. All patients have a third (reinforcing) injection 6 to 12 months later—adults at the Infirmary and children at the Health Department. This protection can be given by the patient's general practitioner, if desired.

The number of persons of all ages, for whom records are available, who received the first two injections of tetanus toxoid under this scheme are as follows:—

Age at Date of Immunisation	Under 1 year	YEARS				TOTAL
		1	2-4	5-14	15+	
Number	5	2	37	573	1,284	1,901

POLIOMYELITIS VACCINATION

Poliomyelitis vaccination is available through the local health authority to all persons who have not, at the time of their application reached the age of 40 years and to certain priority classes which have been detailed in previous reports.

All expectant mothers are offered this protection. Those who consent are given a certificate from the medical officer stating the week of pregnancy and advising vaccination between the 20th and the 35th week. Protection can be undertaken by a medical officer of the Department by appointment or by the expectant mother's own general practitioner if desired.

Oral poliomyelitis vaccine is used exclusively by the Department. The full course consists of three doses given at intervals of four weeks. A reinforcing dose is offered to all school children. Oral vaccine is also given for the reinforcing doses following injections of salk vaccine.

TABLE I

(a) Primary Course of Three Doses Oral Vaccine

Age in Years					
0-4	5-14	15-26	27-40	Over 40	Total
1,688	294	86	78	44	2,190

(b) Reinforcing Dose

School Children 5-14 Years (inclusive)	
One Oral Dose following 3 injections	742
One Oral Dose following 2 injections and one oral dose ...	260
Fourth Oral Dose	78
Total reinforcing doses	1,080

IMMUNITY CHART

Total number of persons who had received primary course at 31st December, 1964				
Age in Years	0-4	5-14	15-26	27-40
Number of Persons	6,889	14,448	12,495	7,940
% Protected	71.02	89.19	73.05*	39.60*

* Approximate, based on Registrar General's 1961 Census Population Figures.

VACCINATION AGAINST SMALLPOX

Vaccination against smallpox of pre-school children is undertaken at the Child Welfare Centres and of other persons at occasional evening clinics held at the Health Office according to demand.

From November, 1962, parents were advised to have their children vaccinated during the second year of life instead of during the first as hitherto. This followed recommendations from the Ministry of Health made on the advice of the Standing Medical Advisory Committee.

During the year 33 children of school age were vaccinated for the first time and 22 were re-vaccinated compared with 40 and 41 respectively in the previous year.

At the periodic examination of school entrants the vaccination state of the children examined is ascertained. Of 1,029 children examined during the year 538 (52.28%) were found to have been vaccinated against smallpox. This compares with 54.75 for the previous year.

Number of Persons of all Ages Successfully Vaccinated and Re-Vaccinated

Age at Date of vaccination	Under 1 yr.	YEARS				
		1	2-4	5-14	15 +	Totals
<i>Primary Vaccinations</i>						
Local Health Authority	1	195	154	3	13	366
Private Practitioners	18	58	57	30	97	260
Totals ...	19	253	211	33	110	626
<i>Re-Vaccinations</i>						
Local Health Authority	—	—	5	1	150	156
Private Practitioners	—	—	6	21	136	163
Totals ...	—	—	11	22	286	319

In June, 1963, the Council approved a recommendation of the Medical Officer of Health that a charge of 5/- be made for completing international certificates of vaccination, the charge to be waived in cases of hardship. No charge is made for the authentication of certificates.

Vaccination of Persons Travelling Abroad.

All persons going abroad are advised to be effectively vaccinated against *typhoid* and *paratyphoid* fevers and, if they are going to those parts of the Far East where *cholera* is endemic, to be vaccinated against that disease also. Persons who are required to be vaccinated against more than one disease should tell the doctor of all the vaccinations needed as they may have to be done in a particular order with certain minimum intervals. Generally, vaccination against *yellow fever* should be done first and at least four days before a primary vaccination against smallpox; if a primary vaccination against smallpox is done first there should be an interval of 21 days before vaccination against *yellow fever*.

Vaccination against any disease *other than yellow fever* can be done by a person's own doctor. It is available without charge under the National Health Service, but the doctor is entitled to charge a fee for issuing an International Certificate.

Yellow fever vaccination must, for International and Technical reasons, be done only at a Centre designated by the Government.

No Centre has been established in Oldham for *yellow fever* vaccination. Persons desiring this facility should apply to the Public Health Department, Third Floor, Town Hall Extension, Manchester. Tel. No. Central 3377. Extensions 345 and 346.

AMBULANCE SERVICE

(Section 27)

Area Served

The service covers the whole of the County Borough and certain adjacent areas in accordance with the following arrangements:—

West Riding County Council

By agreement the service accepts and removes all accident, emergency and other cases in the Saddleworth area with the exception of the occasional case occurring in the areas remote from Oldham and proximate to Huddersfield which is usually removed by a County Ambulance based at Huddersfield. The charge for this service, which is based on a rate per mile is determined at the end of each financial year.

Lancashire County Council

All "999" calls originating in the Lancashire County Council area and received at the Oldham Depot are re-routed to the County Control at Radcliffe by a direct line which was installed in July, 1959. During this year the Radcliffe Control requested Oldham to complete 49 calls involving 250 miles, an increase of 23 calls and 67 miles over the previous year.

I HOSPITALS

Out-Patient Clinics and "Day Care"

Patients are conveyed to and from the Anti-Coagulant Clinic at Oldham and District General Hospital; this service entailed a mileage of 4,857 compared with 4,697 for the previous year.

Transport is provided for "day care" patients and patients attending the Psychiatric Out-patient Department at Oldham and District General Hospital, also for "day care" patients attending the Psychiatric Unit at Westhulme Hospital. Dual-purpose vehicles are used for this service and the following mileage was incurred:—

"Day-care" patients	19,627
Out-patients	1,504

Patients were conveyed to and from the Geriatric Out-patient Department at Oldham and District General Hospital, and a number of cases were conveyed to the Geriatric Wards for "day care". A mileage of

31,465 was incurred compared with 22,213 in the previous year an increase of 9,252 miles. The number of patients increased by 3,764 from 9,751 in 1963 to 13,515 in 1964. The calls on this service continue to increase.

Journeys Outside the Borough

The majority of these journeys are to hospitals in the Manchester area. Journeys beyond these limits are not numerous, and long distance journeys (over 100 miles) are comparatively rare and, whenever possible the patient is conveyed by rail. There were 73 single journeys over 25 miles as follows:—

25 to 50 miles	61
50 to 100 miles	12
Over 100 miles	Nil

Children Suffering from Burns and Scalds

These children are conveyed direct to the special unit at Booth Hall Hospital, Manchester. During the year 67 children were removed compared with 63 in the previous year, an increase of 4.

Accidents and Emergency Cases

During the year 5,800 cases were removed to hospital an increase of 330 on the previous year. The mileage incurred was 26,362.

Emergency Maternity Unit (Flying Squad)

This unit which operates from Oldham and District General Hospital, called on the service 23 times during the year.

National Health Service (Amendment) Act, 1949

There were eight removals effected by other authorities (London County Council 1, Derbyshire County Council 1, Lancashire County Council 4, Reading County Borough 1, Southampton County Borough 1). These journeys incurred a total of 205 miles.

National Health Service (Amendment) Act, 1957

During the year 878 miles were run for the Inskip League and 205 miles for the Oldham and District Hospital Management Committee.

II TRANSPORT PROVIDED FOR OTHER DEPARTMENTAL SERVICES

Midwives

Midwives who do not provide their own cars use public transport but transport is provided through the Ambulance Service at week-ends, public holidays and for urgent calls to confinements; for midwives attending cases out of their own districts and in emergency, and for the transport of analgesic equipment. A Ford Escort TBU 57 which has been used for the bulk of this work for many years was replaced in May by a Vauxhall Estate Car 222 JBU. This car is garaged and maintained at the Ambulance Depot. A total of 17,396 miles was incurred which compares with 12,911 in the previous year, an increase of 4,485 miles.

Home Nursing

District nurses who do not provide their own cars use public transport but at week-ends and if extraneous circumstances prevail, e.g. shortage of staff or extraordinary pressure of work, transport is provided by the Ambulance Service. Transport is also provided at night in the event of an emergency. The total mileage incurred was 2,436 compared with 2,053 for the previous year, an increase of 383 miles.

Mental Health

Regular transport has been provided throughout the year for the conveyance of children to and from the Junior Training Centre and the Special Care Unit. Adults attending the Industrial Centre are encouraged to make their own way by public transport, but if due to disability they are unable to do so, they are conveyed to and from the centre by dual-purpose vehicles. The total mileage was 44,940 compared with 41,930 in the previous year, an increase of 3,010 miles.

Civil Defence

All personnel of the service receive basic training in Civil Defence from the Civil Defence Headquarters Instructors.

Training of volunteers continued throughout the year.

In June, Station Superintendent A. Kent attended a requalifying course at the Home Office School at Falfield, Gloucestershire, and obtained the Full Certificate for an Instructor in the Ambulance and First Aid Section of Civil Defence.

The Ambulance Officer attended a Staff College Senior Officers' Course at Sunningdale from the 27th September to the 2nd October.

Oral Resuscitation

The Ambulance Officer continued to give lectures and demonstrations to various organizations and also to members of the Oldham Police Force, and the St. John Ambulance First Aid Classes.

National Safe Driving Competition of the Royal Society for the Prevention of Accidents

Driver/attendants are entered each year for this competition. By the end of the year out of 42 drivers entered 38 had qualified for an award; 18 drivers received diplomas, 4 the five year medal, 6 a bar to the five year medal, 2 the ten year medal, 3 the oak leaf to the ten year medal, and 1 the 15 year medal.

The remaining 4 did not receive awards due to the fact that two resigned before the end of the year and two were absent from duty owing to sickness.

National Ambulance Competition

The Oldham Ambulance Service again entered a team in the No. 1 Region of the National Competition organized by the National Association of Ambulance Officers and held at Liverpool. Nine teams entered and the Oldham team was placed third.

Details of staff and vehicles, cases carried and mileage are presented in Tables I, II, III and IV respectively with comparative figures for 1963:—

TABLE I

Staff

	31st December 1964	31st December 1963
Ambulance Officer	1	1
Senior Clerk	1	1
Station Superintendents	*6	5
Driver/attendants	**39	37
Driver mechanics	2	2
Telephonists	2	2
Handyman	1	1
Part-time Drivers	4	4

* In view of the increasing complexity in the control of the services provided for persons attending Out-patient Departments at local hospitals, consideration was given to a scheme whereby a liaison officer would be stationed at the hospital. Approval was given to a variation in the establishment by the addition of one post of liaison officer with station superintendent rank, subject to agreement being reached with the Lancashire County Council and the Hospital Management Committee on the financial aspect of this scheme. As negotiations had not been completed at the end of the year no appointment had been made.

** The establishment of driver/attendants was increased by two during the year to man the additional vehicle purchased in accordance with the ten year plan.

TABLE II

Vehicles

	31st December 1964	31st December 1963
Ambulances	8	7
Dual-purpose	11	11

Two new vehicles were taken into service:—

Bedford Lomas small dual-purpose ABU 153B

Bedford Lomas ambulance ABU 154B

The following vehicle was removed from the service:—

One Bedford Lomas small dual-purpose RBU 410

One additional ambulance was purchased in accordance with the ten year plan.

All vehicles are fitted with radio-telephone equipment and the ambulances with Stephenson "Minuteman" resuscitation equipment. Brook Airways are carried in all the dual-purpose vehicles.

TABLE III

Cases Carried and Vehicles Used

Authority	Vehicles		Total Number of Cases	
	Ambulance	Dual-Purpose	1964	1963
Oldham County Borough	29,022	46,363	75,385	68,143
West Riding County Council ..	2,572	4,545	7,117	7,005
Lancashire County Council ...	49	—	49	26
Other Authorities	—	—	—	—
Totals	31,643	50,908	82,551	75,174

In addition to the above 18 cases were transported by train and ambulance the return fare of an escort being provided in 16 cases.

TABLE IV

(a) Total Mileage

Authority	Vehicles		TBU 57 222 JBU	Total Mileage	
	Ambulance	Dual-Purpose		1964	1963
Oldham County Borough	88,818	179,881	14,367	283,066	266,097
West Riding County Council	19,307	36,713	—	56,020	56,356
Lancashire County Council	250	—	—	250	183
Other Authorities...	—	—	—	—	—
Totals	108,375	216,594	14,367	339,336	322,636

(b) Patient Mileage

Year	Miles	Average miles per patient
1964	270,417	3.28
1963	261,379	3.48

The above figures do not include mileage incurred in the transporting of cases to the Special Care Unit, the Junior Training and Industrial

Centres which are shown in part (c) of this table. The inclusion of this mileage would consequently reduce the miles per patient to 2.45 and 2.75 for 1964 and 1963 respectively.

(c) Mileage for Inter-Departmental Services

Service	1964	1963
Midwives	17,396	12,911
Home Nursing	2,436	2,053
Mental Health	78	55
Special Care Unit and Junior Training Centre ...	17,933	41,930
Industrial Centre	27,007	
Administration	4,069	4,308
Totals	68,919	61,257

During the year the Oldham police requested the removal of 85 dead bodies.

PREVENTION OF ILLNESS, CARE AND AFTER-CARE

(Section 28)

Tuberculosis

Close co-operation exists between the local authority and hospital services. Dr. H. S. Bagshaw, Chest Physician, who holds a joint appointment with the authority, undertakes duties in connection with prevention and after-care under the authority's scheme. The tuberculosis health visitor attends the Chest Clinic sessions at Oldham and District General Hospital and acts as liaison officer between the clinic and the patients in their homes.

On the recommendation of the Chest Physician, patients in need of extra nourishment are issued with orders for the supply of free milk. Each order permits the supply of one pint of milk per day for a period of four weeks. During the year 145 orders were issued to 19 individual patients.

On the recommendation of the Medical Officer of Health the Housing Committee gives priority for the re-housing of patients suffering from pulmonary tuberculosis who have positive sputum; certain other cases receive some degree of priority. Recommendations were made in respect of two cases who, along with their families, were re-housed during the year.

Mass Miniature Radiography

In accordance with Ministry of Health Circular 64/50, Home Office Circular 228/50 and Ministry of Education Circular 248, selected candidates for employment involving close contact with groups of children and all persons in such employment have a chest X-ray prior to engagement and during each succeeding year of their employment. These are undertaken by the Mass Miniature Radiography Unit whenever possible.

The Chest X-ray examination of entrants to courses of training for teaching and to the teaching profession is undertaken by the Mass Miniature Radiography Service or at the Oldham and District General Hospital.

The Manchester Regional Hospital Board Mass Miniature Radiography Unit No. 6 operated at the Civil Defence Headquarters, St. Domingo Street, for a period of six weeks during July and August. Members of the public were invited to attend and the number examined was 10,700 (5,479 males, 5,221 females).

Annual visits are now made to the Borough to cover industry, the general public and practitioner referrals, and special visits at the request of the Medical Officer of Health or Consultant Chest Physician. Approximately 10,000 examinations are now made annually.

I am indebted to Mr. Norman Hall, Organizing Secretary of the No. 6 Unit for the statistics of significant abnormalities, analysed by age and sex, found during the survey, and given in the following table:—

SIGNIFICANT ABNORMALITIES

(Distribution by age and sex)

ABNORMALITIES	MALES													FEMALES													GRAND TOTAL	
	Under 14	14	15-19	20-24	25-34	35-44	45-54	55-59	60-64	65 & over	Total	Rate per 1,000	Under 14	14	15-19	20-24	25-34	35-44	45-54	55-59	60-64	65 & over	Total	Rate per 1,000	Cases	Rate per 1,000		
Tuberculosis requiring close clinic supervision or treatment.	—	—	—	1	1	2	1	—	1	1	7	1.28	—	—	—	—	3	2	—	1	—	—	6	1.15	13	1.21		
Tuberculosis requiring only occasional out-patient supervision.	—	—	—	—	—	—	3	2	3	—	8	1.46	—	—	1	—	—	5	1	1	—	—	8	1.53	16	1.50		
Malignant Neoplasms.	—	—	—	—	—	—	—	3	3	3	9		—	—	—	—	—	—	—	—	—	—	—	—	9			
Non-Malignant Neoplasms.	—	—	—	—	—	—	—	—	1	—	1		—	—	1	—	—	—	1	—	—	3	5	—	6			
Sarcoids (including enlarged Hilar glands).	—	—	—	1	2	—	—	—	—	—	3		—	—	—	—	—	—	—	—	—	—	—	—	3			
Acquired cardiac abnormalities and abnormalities of the vascular system.	—	—	—	—	—	—	1	2	2	—	5		—	—	—	—	1	2	3	2	3	2	13	—	18			
Pneumoconiosis.	—	—	—	—	—	1	—	1	3	—	5		—	—	—	—	—	—	—	—	—	—	—	—	5			

B.C.G. VACCINATION

Vaccination of Contacts—Arrangements exist under the control of the Chest Physician, Dr. H. S. Bagshaw, for the vaccination of selected contacts of known cases of tuberculosis.

During the year 91 pre-school children (54 boys, 37 girls), 41 school children (24 boys, 17 girls) and 5 adults (1 male, 4 females) found to be Mantoux negative were vaccinated. Subsequent Mantoux tests were positive.

Vaccination of School Children—In accordance with Ministry of Health Circular 22/53, vaccination of older school children has continued. All children in their second year at a secondary modern school (i.e. 12/13 year age group) are offered B.C.G. vaccination. The arrangements are under the control of the Medical Officer of Health and medical officers of the Department who have received special instruction in B.C.G. vaccination undertake these duties.

In the case of children who are strong positive reactors, parents are advised that an X-ray of the chest is necessary. This is carried out at the Chest Clinic, Oldham and District General Hospital, and the films are reported upon by the Chest Physician, who also undertakes any necessary supervision. No case of active pulmonary tuberculosis was detected among those examined.

The following figures relate:—

No. offered B.C.G.	1,496
No. of acceptances	1,131
Percentage of acceptances for eligible children ...	76%
No. excluded on medical grounds	24
No. of skin tests	999*
Positive	191
Negative	781
No. Vaccinated	781
No. requiring X-ray	3
No. X-rayed	3

In addition children attending the Oldham Hulme Grammar School, which is not a local authority school, were offered B.C.G. vaccination. The following figures relate:—

	Boys	Girls	Total
No. offered B.G.G.	78	104	182
No. of acceptances	70	96	166
Percentage of acceptances	90	92	91
No. of skin tests	64	93	157*
Positive	18	19	37
Negative	46	72	118
No. Vaccinated	47	72	119
No. requiring X-ray	2	—	2
No. X-rayed	2	—	2

* The differentials between the numbers of skin tests taken and the results given are due to non-attendance for readings.

Co-operation With Voluntary Associations

The Home Nursing Sub-Committee made a grant of £5 5s. 0d. to the Chest and Heart Association for the financial year 1964/65 in support of the work which the Association undertakes in the fight against tuberculosis.

A male aged 53 years (admitted 1950) remained in the East Lancashire Tuberculosis Colony, Great Barrow, Chester, throughout the year.

Mental Health

The arrangements for the care and after-care of persons suffering from mental illness or subnormality are fully described in the Mental Health Section of this report (page 86).

Geriatric Service

Dr. W. H. Lloyd, Consultant Geriatrician, to the Oldham Hospital Group is also Consultant Geriatrician to the local authority. This appointment affords liaison between the Department and the staff of the Geriatric Unit at Oldham and District General Hospital, due to which no major problems have been experienced in the admission of geriatric patients whose social conditions necessitated immediate hospital care. Dr. E. M. R. Stuart the Senior Assistant Medical Officer of the Department who has had special responsibilities in this field for some time now, undertakes two sessions per week at the Geriatric Unit. This arrangement was commenced in October and has increased the integration of the hospital and local health authority services. Most medico-social cases referred to the Department are dealt with by Dr. Stuart who works in close collaboration with the general practitioners, the appropriate officers of the Department and the Welfare Services Department in the management of these cases.

The Domestic Help and Night Attendant Services are used for short periods in respect of patients awaiting early admission to hospital, for whom accommodation is not immediately available.

Other Types of Illness

Close co-operation exists between the hospital staffs and the officers of the Department and assistance is given through the appropriate services to patients discharged from hospital following requests from the hospital medical social workers.

Provision of Nursing Requisites and Apparatus

(i) Tuberculous Cases

No equipment was issued during the year; equipment on loan at the 31st December was:

Item	No. on loan at 31st December
Air Rings	1
Beds	3
Blankets	21
Mattresses	10

Pillows	29
Sheets	16
Urinals	2

(ii) Maternity Cases

Beds, mattresses, blankets, pillows, cot sheets and blankets, bed pans, air rings, hot water bottles and other sick room requisites are available on request through the Midwives' service.

(iii) Other Cases

Varied types of apparatus and equipment are supplied in accordance with the requirements of individual cases referred by general practitioners and the Superintendent of District Nursing. This equipment is purchased by the local authority and issued from the headquarters of the St. John Ambulance Brigade (Oldham Corps.) 41, Cromwell Street. A deposit is charged on issue but this is refunded on return of the equipment supplied. The depot is open Monday to Friday from 7.30. p.m. to 9.0. p.m.

The Home Nursing Sub-Committee approved the payment of a sum of £100 towards establishment charges at the depot for the financial year 1964/65, an increase of £40 on that made in the previous year.

(iv) Incontinence Pads Service

This service, which has been in operation for a number of years, provides for the supply of incontinence pads, through the District Nursing Service, to patients whose condition necessitates their use. In addition disposable polythene sheeting has for some time been used instead of draw sheets. These provisions have proved an absolute boon to the patients and also to those who are responsible for their care and treatment. The pads are disposed of by burning, which so far has proved effective and no difficulties have been encountered.

Oldham and District Health Services

Contributory Association

The Home Nursing Sub-Committee made a grant of £25 to this Association for the financial year 1964/65 for the facilities they provide for the loan of nursing equipment and convalescence.

Convalescence

No scheme for convalescence has been established by the Health Committee but it has been agreed that in special circumstances cases may be recommended to the committee for consideration. No cases were referred during the year.

The Local Education Authority has arrangements for providing convalescence for school children, suitable cases being recommended through the School Health Service. During the year 7 children (3 boys and 4 girls) received convalescence under these arrangements.

CHIROPODY SERVICE

Staff

At the beginning of the year the establishment consisted of one Chief Chiropodist and two chiropodists, the latter having been increased by one at the end of the previous year, primarily to cover the provision of a service for school children on a re-charge basis, and secondly to augment the chiropody staff to meet the continuing increase in the demands on the service.

In October the Council confirmed a resolution of the Establishment Committee increasing the establishment of chiropodists from two to three. One chiropodist resigned and two new appointments were made. No appointment had been made to fill the one vacant post at the end of the year.

Transport:

The Chief Chiropodist is included in the Motor Car Allowances Scheme of the Corporation on a "casual user" basis.

Clinics:

The Central Chiropody Clinic, 26, Clegg Street.
Honeywell Lane.
Tate Street.

The following figures relate to the treatments given:—

(a) Clinic Cases

Clinics	Sessions held	No. of Cases at 1.1.64	New Cases	Treatments Given	Removed from Register	No. of Cases at 31.12.64
Clegg Street ...	484	507	198	3,158	11	694
Tate Street	154	168	55	964	—	223
Honeywell Lane.	147	142	49	842	7	184
Totals ...	785	817	302	4,964	18	1,101

(b) Domiciliary Cases

No. of Cases at 1.1.64	New Cases	Former Clinic Cases	Treatments Given	Removed from Register	No. of Cases at 31.12.64
183	162	42	1,219	46	341

The Chief Chiropodist made four visits to the Nuffield Villa and four visits to the Mayall Street Home where the following treatments were given:—

	No. of Cases	Treatments
Nuffield Villa	43	73
Mayall Street	11	23

The service for school children was commenced on the 6th April. Regular inspections by chiropodists are made at the schools and children requiring treatment are referred by appointment to the chiropody clinics at Gower Street or Honeywell Lane. Head teachers refer children to these clinics for acute illness.

MENTAL HEALTH SERVICE

Staff

Consultant Psychiatrists: Dr. Arthur Pool and Dr. John Johnson, Consultant Psychiatrists to the Oldham Hospital Group are also Consultant Psychiatrists to the Local Health Authority. By arrangement with the Manchester Regional Hospital Board the services of Dr. A. Chalmers Fleming, Medical Superintendent, Calderstones Hospital, are available to the Oldham County Borough, and his opinion is sought in certain cases.

Medical: The complete co-ordination of the Hospital and Local Authority Psychiatric Services eliminates the necessity to delegate a medical officer of the Department for specific duties in the service. In the case of a patient, who is not registered with a general practitioner, requiring a medical certificate, the necessary examination is carried out by a medical officer of the Department usually in conjunction with a hospital doctor.

Dr. E. M. R. Stuart, a senior medical officer of the Department who is attached to the Hospital Geriatric Service in a part-time capacity, is consulted on psycho-geriatric cases.

Psychologist: One full-time psychologist is employed. By arrangement with the Oldham and District Hospital Management Committee, this officer has responsibilities at the Elizabeth Martland Unit.

Social Workers: The establishment, which includes Mr. T. P. McKniff, Lay Administrative Officer, consists of:—

- 1 Senior Mental Welfare Officer
- 5 Mental Welfare Officers
- 2 Trainee Mental Welfare Officers

Mr. Arthur Gregory resigned in August to take up a similar post with Manchester Corporation and Mrs. Brenda Lees was appointed to a post with the Cheshire County Council in September. The vacancies

created were not filled until November with duties to commence in January, 1965. One female trainee mental welfare officer was in post throughout the year and another, a male, commenced duties in November. The staff will be up to establishment on the 1st January, 1965.

Junior Training Centre and Special Care Unit:

Establishment :—

- 1 Supervisor
- 2 Assistant Supervisors
- 2 Attendants (Special Care Unit)

A Physiotherapy Service was established in March when a fully qualified physiotherapist was appointed to undertake two sessions per week at the centres, mainly at the Junior Training Centre.

Industrial Centre for Adults:

- 1 Senior Instructor
- 1 Senior Instructress
- 3 Instructors
- 3 Instructresses

The full establishment was employed at the end of the year.

Co-ordination of Psychiatric Services

The close co-operation and co-ordination of hospital and local authority services which has long been a feature in Oldham was maintained.

By mutual agreement with the Hospital Management Committee the mental welfare officers are responsible for all the social work in respect of Oldham patients admitted to the Elizabeth Martland Unit and compile the social histories of patients admitted to hospital. In the majority of cases the mental welfare officers attend the psychiatric out-patient clinic along with the patients referred by them and also any other cases as requested by the medical staff. It has long been the practice for mental welfare officers to accompany the consultant psychiatrist on almost all domiciliary visits.

Details of all admissions, transfers and discharges from the Elizabeth Martland Unit are forwarded to the Medical Officer of Health.

Complete access to hospital in-patients is allowed to mental welfare officers, which creates and maintains continuity in the relationship between patient and social worker.

A weekly case conference is held and is attended by the consultant psychiatrists, hospital medical and senior nursing staffs, medical officers of the Department of Public Health, psychologists and mental welfare officers. The purpose of the conference is to discuss problems and progress of patients and mental welfare officers find it most valuable.

The majority of patients on discharge from hospital are recommended for after-care, and, if willing are visited by a mental welfare officer. Problems arising during after-care are reported to the consultants at the case conference. Where necessary, and on request, written reports are forwarded to the hospital medical staff.

Work Undertaken by Mental Welfare Officers

There were 274 new cases referred, an increase of 36 on the previous year.

Table I is an analysis of the new cases referred by source of referral with comparative figures for the three preceding years. The management of the new cases is presented at Table II.

TABLE I

New Cases Referred (Mental Illness)

<i>Source of referral</i>	<i>1961</i>	<i>1962</i>	<i>1963</i>	<i>1964</i>
General Practitioner	25	56	50	90
Hospitals (on discharge from in-patient treatment)	1	1	67	49
Hospitals (after or during out-patient or day treatment)	51	123	73	61
Police and Courts	17	13	17	18
Other sources	29	21	31	56
Totals :	123	214	238	274

TABLE II

Management of New Cases

Admitted to hospital:—

for treatment (Section 26)	Nil
for observation (Section 25)	6
in emergency (Section 29)	9
for day care	2
informal	78

Referred to:—

Psychiatric Out-Patient Clinic	88
Welfare Services Department	3
Under observation	49
No further action	39
Total:	274

Of the 88 patients referred to the Psychiatric Out-Patient Clinic for assessment 57 continued to attend for follow-up interviews; no further action was indicated in the remaining 31 cases.

Compulsory powers are used only as a last resort in effecting admission of patients to hospitals for the mentally ill.

There has again been an increase in the number of new cases referred direct to the Department by general practitioners.

The services of the mental welfare officers are available throughout the 24 hours, one officer being on rota duty for evening and weekend calls.

Table III gives the visits and reports made by these officers with comparative figures for the three preceding years.

TABLE III

Visits and Reports made by Mental Welfare Officers

	1961	1962	1963	1964
<i>Visits:</i>				
Pre-care	1,043	1,285	1,457	1,720
After-care	1,625	2,642	2,707	3,146
With consultants	54	70	52	73
To Oldham Royal Infirmary	61	238	193	210
To Psychiatric Out-Patient Clinic	183	268	317	293
To Elizabeth Martland Unit	519	590	635	446
Regarding property	—	3	196	162
Ineffective	594	689	666	676
Attendances in Court	6	4	9	3
<i>Reports:</i>				
Social histories	43	26	38	22

The above figures indicate the extent by which the work in this service has increased. It must be appreciated that without an analogous increase in the establishment of mental welfare officers the time now devoted to new cases has perforce been limited. It would appear that we can expect the present trend to continue. There is greater awareness in the community at large of what constitutes mental disorder and with the already over-burdened general practitioner service it is envisaged that patients will be referred to the Department in increasing numbers.

Admissions to Hospital

There were 156 new admissions and 173 re-admissions (relating to 70 former patients). Mental welfare officers are involved in all cases of compulsory admission and whilst every effort is made to obtain an application by the nearest relative, it is sometimes necessary for an officer to make application under Section 29 (emergency application), and Section 25 (observation).

In all cases for admission under Section 26 (treatment), application must be made by the nearest relative or by a mental welfare officer with the written consent of the nearest relative, if possible. In a number of informal admissions, particularly patients admitted following out-patient consultations, mental welfare officers are not involved.

Table IV shows the number of admissions under the different sections of the Mental Health Act, 1959.

TABLE IV

Elizabeth Martland Unit

For observation (Section 25)	31
For treatment (Section 26)	3
For observation in emergency (Section 29) ...	19
Court Order (Section 60)	Nil
Informal	275

Cheadle Royal

Informal	1
	—
Total	329
	—

NATIONAL ASSISTANCE ACT, 1948

Under Section 48 of the National Assistance Act, 1948, it is the duty of the local authority to provide temporary protection for property of persons admitted to hospital. Mental welfare officers undertake this function for mentally disordered persons as their prior knowledge of the person concerned makes it possible for them to deal more adequately with the cases. During the year 19 homes were under the care of the Department.

Cases where patients are living alone and are considered to be incapable of managing their own affairs by virtue of serious mental disorder are referred to the Court of Protection and a Receiver is appointed by the Court. Mr. T. P. McKniff has been permitted to accept the appointment of Receiver and at the end of the year had been appointed Receiver in five cases.

*Facilities for Treatment**Out-Patient Treatment*

Clinics are held daily in the Psychiatric Out-Patient Department of the Oldham and District General Hospital. A considerable number of out-patients received E.C.T. and two sessions a week are allocated for this treatment.

Day Care

Arrangements exist for selected patients who are considered suitable for day-care to attend the Psychiatric Ward at Westhulme Hospital or the

Elizabeth Martland Unit. There is special accommodation for female patients in the Day Centre adjoining the unit, providing accommodation for 36 patients from Oldham and the adjacent districts.

Transport is provided by the Ambulance Service. A vehicle calls for the patients in the morning and returns them home in the late afternoon or early evening.

On the 1st January, 52 patients (17 males, 35 females) were receiving day-care. During the year 38 patients (13 males, 25 females) were admitted making a total of 90 patients (30 males, 60 females) who received care during the year.

The following summary relates to 35 cases (12 males, 23 females) who ceased to receive care during the year:—

	<i>Males</i>	<i>Females</i>	<i>Total</i>
Admitted to Elizabeth Martland Unit	1	8	9
Admitted to Westhulme Hospital	0	0	0
Died	2	3	5
Discharged or discontinued	9	12	21

On the 31st December there were 55 cases (18 males, 37 females) attending for day-care.

In-Patient Treatment

The majority of patients requiring hospital treatment are admitted to the Elizabeth Martland Unit, Oldham and District General Hospital.

No difficulty has been experienced in securing hospital admission for patients and in all cases of acute urgency, admission was readily effected.

A limited number of beds are also available in the Psychiatric Ward at Westhulme Hospital. Patients are admitted informally and are usually transferred from the Psychiatric Unit.

Ambulance Service

The Ambulance Service is utilised for the removal of patients to hospital. The mental welfare officers have authority to request the necessary transport, and if required, the service of an attendant is obtained from the Elizabeth Martland Unit.

Patients receiving day-care are transported to and from the hospital. Many out-patients receiving E.C.T. are conveyed to the Psychiatric Out-Patient Department and returned home, usually by sitting-case car.

The Ambulance Service also transports children to and from the Junior Training Centre and the Special Care Unit.

Trainees attending the Industrial Centre are encouraged to use public transport, but, if due to disability, this is not possible, transport is provided through the Ambulance Service by sitting-case car.

MENTAL SUBNORMALITY

Care and Training of the Mentally Subnormal

During the year 4 children (3 girls, 1 boy) were reported to the Department by the Education Authority as being unsuitable for education at school, and admitted to the training centre.

There were 10 children (6 boys, 4 girls) referred for special guidance on leaving school, all had attended Marland Fold Special School for the Educationally Subnormal; 9 were placed in suitable employment and one girl was admitted to the Industrial Centre.

Hospital Care

Whilst community care is providing the best possible service there are still cases of subnormality which cannot be catered for adequately at home. These cases are placed on the waiting list for admission to Calderstones Hospital, which is the hospital allocated to this area. All patients placed on the waiting list are seen at the hospital out-patient clinic for assessment, and priority for admission is allocated. Mental welfare officers accompany the patient to the clinic and a full social report is provided. The hospital out-patient facilities are also available to those cases in the community which present problems.

TABLE V

Waiting List for Admission to Hospital

	Males	Females	Total
Cases on waiting list at 1.1.64	3	7	10
Cases placed on waiting list	0	3	3
	3	10	13
Admitted to hospital, removed or died	0	1	1
Cases on waiting list at end of year	3	9	12

Of the 3 cases placed on the waiting list during the year none was admitted to hospital; only one girl was in the urgent category. The one female patient removed from the list died at home.

The priority allocations for the 12 patients on the waiting list at the end of the year were—

Top priority	2
Semi-priority	7
Nil priority	3

Three patients were compulsorily removed to hospital during the year under the Mental Health Act, 1959—2 males on Court Orders (Sec. 60) and 1 female (Sec. 26).

Temporary Accommodation

During the year, short term care was provided for 14 cases; 13 for holiday care and one for clinical assessment. All the cases requiring short term care were admitted to:—

	<i>Males</i>	<i>Females</i>
Calderstones Hospital, Whalley	6	8

The accommodation for holiday care is usually required for two weeks; for urgent domestic reasons, the length of stay depends on the individual circumstances.

Community Care

The duties of the mental welfare officers include the care and supervision of cases of subnormality at home and on leave from hospital.

At the beginning of the year 252 patients were under care. There were 26 new cases accepted and 13 cases discharged from care leaving 265 cases under care at the end of the year.

Details of reports and visits made in respect of these cases are given below, together with comparative figures for 1962 and 1963.

Reports:

	1962	1963	1964
Case histories	18	10	10
Progress reports	13	8	12

Visits:

	1962	1963	1964
Care and supervision	719	983	1,043
Ineffective	120	148	145

Arrangements with Adjacent Local Health Authorities

By arrangement, suitable juniors and adults are admitted from the Saddleworth district into the junior and adult training centres and an agreed charge is made to the West Riding County Council.

Special Care Unit

This Unit is in a separate section of the Junior Training Centre and provides facilities for the severely subnormal. The number of weekly attendances allowed per child varies according to individual needs. Training of a nursery type is undertaken.

Council approval was given to an extension of the Unit to provide the requisite accommodation for children to attend on 5 days per week as a substitution for the temporary expedient of limiting the number of attendances each week according to individual needs. The plans, which received Ministry approval, also provided for future projects. Building work commenced in September but had not reached completion at the end of the year.

At the beginning of the year 9 children (5 males, 4 females) were on the register. During the year 1 child (a female) was admitted; There were no discharges.

There were 10 children (5 males, 5 females) on the register at the end of the year.

Junior Training Centre

The Junior Training Centre at Haven Lane is open Monday to Friday of each week and is closed during school holiday periods. A mid-day meal is provided through the School Meals Service. A small charge is made to the parents, but in necessitous cases, the charge is reduced or waived. Free milk is also supplied once a day to each child.

On the 1st January, there were 26 pupils (11 males, 15 females) on the register, 25 from the Oldham County Borough and 1 from the Saddleworth District of the West Riding County Council.

There were 5 new admissions (1 male, 4 females) all from the Oldham County Borough.

Four children were removed from the register, all Oldham cases.

Transferred to Industrial Centre	2
Transferred to Marland Fold Special School ...	1
Transferred to Special Care Unit	1

On the 31st December, there were 27 pupils on the register, 26 from the Oldham County Borough and 1 from the Saddleworth district of the West Riding County Council.

The Ambulance Service transports the children to and from the centre, part-time drivers being engaged for this purpose.

In July, a trip to Lytham St. Annes was provided by the Oldham Blind Children and Welfare Organisation. Once again we extend our gratitude and appreciation to the members of this Organisation for their continued generosity and kindness.

Two Christmas parties were arranged for the children, one by the Parents' Association and the other by the Oldham Blind Children and Welfare Organisation, both were very much appreciated.

All the facilities of the School Health Service, including dental inspection and treatment, are available to the children attending the Training Centre and Special Care Unit, and are fully utilised.

Several new functions have been introduced into the curriculum at the centre during the year including the Gunsberg Social Education First Aid and the use of the Initial Teaching Alphabet on which the Supervisor has received instruction. By the end of the year a number of selected children were receiving this tuition.

Under the sponsorship of the Authority three members of the staff at the centre attended a course of ten evening lectures for Junior Training Centre Staff, at the University of Manchester, commencing in October.

Physiotherapy

The long standing need of the services of a physiotherapist at the centre was met with the appointment of Mrs. H. R. Wild, a fully qualified

physiotherapist who is at present undertaking two half day sessions per week. It is anticipated that this service will be extended as soon as circumstances permit.

Industrial Centre

With the complete integration of the sexes at the Arthurs and Alice A. Kenyon Centres in 1963 the centres have been merged.

The centre is open from 9 a.m. to 5 p.m. Monday to Friday of each week. A mid-day meal is provided through the School Meals Service.

Travelling facilities are provided free, either by the provision of bus tokens or through the Ambulance Service. Trainees who are able to make their own way to the centre are encouraged to do so. Patients from the Elizabeth Martland Unit are accepted at the centre.

Admissions and Discharges

	Oldham Cases		West Riding County Council Cases	
	<i>Males</i>	<i>Females</i>	<i>Males</i>	<i>Females</i>
No. on register at 1.1.64	65	57	2	3
No. discharged	20	17	—	—
No. admitted	24	20	—	—
No. on register at 31.12.64	69	60	2	3

A summary of the 37 persons (20 males, 17 females) discharged during the year is given below.

	<i>Males</i>	<i>Females</i>
Placed in employment	2	2
Ceased to attend	16	13
Admitted to hospital	2	2

The centre is completely orientated to industrial work. Our long standing contract with a local firm has been increased and with the exception of 12 trainees employed in the laundry, all trainees are engaged on contract work and can earn up to a maximum of 30/- per week, being paid pro rata to effort.

The laundry employs 12 trainees, 5 of whom are paid full wages in accordance with the rates prevailing in the laundry industry. Work is undertaken for a number of Corporation Departments, the largest users being the Health and Welfare Services Departments.

Home Training

No special arrangements exist for the home training of cases of sub-normality.

*Residential Accommodation**Nuffield Villa*

The original establishment was not traditionally built but constructed in the main of reclaimed "Tarran" units (former prefabricated houses). It comprised two wings with a central entrance, each wing providing 10 single bedrooms with a separate lounge and bathroom and toilet facilities.

In October an extension was made to the existing premises increasing the number of single bedrooms for adults from 20 (10 males, 10 females) to 31 (21 males, 10 females). The whole of the building is heated by automatic central heating. Some of the residents are in open employment in the community and others attend the industrial centre. Those in outside employment make payment from their own earnings for board and residence and those attending the centre receive national assistance, the appropriate amount for board and lodging being reclaimed.

At the beginning of the year there were 20 residents (10 males, 10 females); there were 12 new admissions (10 males, 2 females) and 3 discharges (2 males, 1 female); one female was transferred to the Mayall Street Home and the 2 males returned to their own homes.

At the end of the year there were 29 residents (18 males, 11 females); 6 males working in the community and 23 (12 males, 11 females) employed in the centre.

The following table gives details of the residents and the sources from which they were admitted:—

	In residence at 1.1.64	Admissions	Discharges	In residence at 31.12.64	Admitted from:		
					Hospitals *	Mayall Street Home	Own Home
Males ...	10	10	2	18	8	1	1
Females	10	2	1	11	—	1	1
Totals	20	12	3	29	8	2	2

* Calderstones 4
Swinton 1
E.M.U. 3

Mayall Street Home

This home which was opened in 1962, was originally an experiment in community care of the elderly mentally disordered, and whilst there has been a prominence of residents in the older age groups, people in the lower age ranges have been admitted.

At the beginning of the year there were 18 residents (5 males, 13 females). There were 8 admissions (1 male, 7 females) and 5 discharges (2 males, 3 females); 2 of the latter (1 male, 1 female) were admitted to the Elizabeth Martland Unit, 2 (1 male, 1 female) were transferred to the Nuffield Villa and one female to a Welfare Services Home.

At the end of the year there were 21 residents (4 males, 17 females); 1 male and 1 female were engaged in outside employment and 9 (3 males, 6 females) were attending the Industrial Centre. The remaining 10 residents due to mental or physical incapacity were not capable of undertaking any form of employment.

The following table gives details of the residents and the sources from which they were admitted:—

	In Residence at 1.1.64	Admissions	Discharges	In residence at 31.12.64	Admitted from:			
					Hospitals*	Welfare Services Homes	Nuffield Villa	Own Home
Males	5	1	2	4	—	—	—	1
Females	13	7	3	17	3	1	1	2
Totals	18	8	5	21	3	1	1	3

* From E.M.U.

DOMESTIC HELP SERVICE

(Section 29)

Staff

The staff employed at the beginning and at the end of the year was as follows:—

	1st Jan.	31st Dec.
Domestic Help Organizer	1	1
Assistant Organizers	1	2**
Domestic Helps:		
Full-time (30 hours or more per week)	21	28
Part-time (under 30 hours per week)	164	170

** At a review of the staff establishment in January the Establishment Committee approved the appointment of an additional Assistant Organizer; this was confirmed by the Council in February and in March Mrs. A. Hadfield was appointed to the post.

In October Mrs. A. R. Worrall, Assistant Organizer, left the service and was succeeded by Mrs. D. L. Southward.

Organizers' Visits

It is regrettable that the increased establishment of assistant organizers did not magnify proportionately the total visits made by the organizers during the year. These decreased from 1,417 in 1963 to 893. This was most unfortunate and unavoidable as it was in the main attributable to staff depletion over the first four months of the year when the organizer and her only assistant, at that time, were off duty concurrently due to sickness. Health visitors made 220 visits for this service during the period involved. There was also the time consuming element of training two new assistants whilst the service was suffering from a backlog of work and the extraneous duties involved in the preparations for removal to the new premises in December without loss of continuity of service.

Car Allowances

In October, the Council approved the inclusion of the Domestic Help Organizer and her two assistants in the Car Allowances Scheme of the Corporation on a "casual user" basis. This provision has not only strengthened the service but has enabled each organizer to cover a concentrated area with a resultant increase in the number of visits made and greater flexibility in the availability of the organizers which is of vital importance with the ever increasing demands on the service, and in particular, when urgent medico-social cases requiring immediate attention are referred by the General Practitioner Service.

Charges

The full charge of 4/7d. per hour which had applied from the 2nd September, 1963, was increased to 4/8d. per hour on the 9th September following a wage award of the North Western Whitley Council.

All cases are assessed according to income and the applicants advised of the proposed charge. Persons wishing to appeal against the assessment may do so and the appeals are submitted for review to a special section of the Home Nursing Sub-Committee. Those entitled to national assistance and having the services of a domestic help are assessed in the normal manner and an arrangement has been agreed with the Board whereby the amount assessed is recovered from the user.

Domestic help is provided free of charge to the blind and to persons suffering from tuberculosis.

Refresher Courses

In September, Mrs. A. Hadfield, Assistant Organizer, attended the Annual School of Home Help Organizers at Margate. The National Council of Home Help Services held a One Day Conference in London on the 6th November which was attended by the Chairman of the Home Nursing Sub-committee and the organizer.

Cases Assisted

The total number of cases receiving assistance during the year was 2,321 which compares with 2,103 for the previous year. The new cases accepted again increased and totalled 900 compared with 877 in 1963.

Analysis of Cases Receiving Assistance

No. of Cases	Cases on books at 1st Jan.	New Cases	Total Cases Receiving Assistance	Cancelled Cases	Cases on books at 31st Dec.
Old Age and Sickness	1,188	709	1,897	612	1,285
Sickness under 65	56	63	119	47	72
Chronic Sick under 65	107	60	167	53	114
Maternity	—	39	39	39	—
Tuberculosis under 65	3	—	3	2	1
Tuberculosis 65 and over	5	7	12	4	8
Blindness under 65	8	4	12	2	10
Blindness 65 and over	54	18	72	21	51
Totals :	1,421	900	2,321	780	1,541

Night Attendance Service

This service is provided for cases where a patient is acutely ill and living alone or where the relatives need some temporary relief. The charge of 27/2d. per night session which applied from the 2nd September, 1963, was increased to 28/2d. per night session with effect from the 7th September 1964. This amount is recoverable from the patient but as the majority of cases receiving assistance are old age pensioners, only in a few cases can the full charge be made. The average number of night attendants employed per week was three and the average number of night sessions decreased from seven to five per case.

The number of cases and night sessions are given below with comparative figures for 1963.

	1964	1963
Number of Cases Assisted	76	86
Night Sessions	367	631

TABLE 1. - *Continued*

Case no.	Case no.	Case no.	Case no.	Case no.
1000	1001	1002	1003	1004
1005	1006	1007	1008	1009
1010	1011	1012	1013	1014
1015	1016	1017	1018	1019
1020	1021	1022	1023	1024
1025	1026	1027	1028	1029
1030	1031	1032	1033	1034
1035	1036	1037	1038	1039
1040	1041	1042	1043	1044
1045	1046	1047	1048	1049
1050	1051	1052	1053	1054
1055	1056	1057	1058	1059
1060	1061	1062	1063	1064
1065	1066	1067	1068	1069
1070	1071	1072	1073	1074
1075	1076	1077	1078	1079
1080	1081	1082	1083	1084
1085	1086	1087	1088	1089
1090	1091	1092	1093	1094
1095	1096	1097	1098	1099
1100	1101	1102	1103	1104
1105	1106	1107	1108	1109
1110	1111	1112	1113	1114
1115	1116	1117	1118	1119
1120	1121	1122	1123	1124
1125	1126	1127	1128	1129
1130	1131	1132	1133	1134
1135	1136	1137	1138	1139
1140	1141	1142	1143	1144
1145	1146	1147	1148	1149
1150	1151	1152	1153	1154
1155	1156	1157	1158	1159
1160	1161	1162	1163	1164
1165	1166	1167	1168	1169
1170	1171	1172	1173	1174
1175	1176	1177	1178	1179
1180	1181	1182	1183	1184
1185	1186	1187	1188	1189
1190	1191	1192	1193	1194
1195	1196	1197	1198	1199
1200	1201	1202	1203	1204
1205	1206	1207	1208	1209
1210	1211	1212	1213	1214
1215	1216	1217	1218	1219
1220	1221	1222	1223	1224
1225	1226	1227	1228	1229
1230	1231	1232	1233	1234
1235	1236	1237	1238	1239
1240	1241	1242	1243	1244
1245	1246	1247	1248	1249
1250	1251	1252	1253	1254
1255	1256	1257	1258	1259
1260	1261	1262	1263	1264
1265	1266	1267	1268	1269
1270	1271	1272	1273	1274
1275	1276	1277	1278	1279
1280	1281	1282	1283	1284
1285	1286	1287	1288	1289
1290	1291	1292	1293	1294
1295	1296	1297	1298	1299
1300	1301	1302	1303	1304
1305	1306	1307	1308	1309
1310	1311	1312	1313	1314
1315	1316	1317	1318	1319
1320	1321	1322	1323	1324
1325	1326	1327	1328	1329
1330	1331	1332	1333	1334
1335	1336	1337	1338	1339
1340	1341	1342	1343	1344
1345	1346	1347	1348	1349
1350	1351	1352	1353	1354
1355	1356	1357	1358	1359
1360	1361	1362	1363	1364
1365	1366	1367	1368	1369
1370	1371	1372	1373	1374
1375	1376	1377	1378	1379
1380	1381	1382	1383	1384
1385	1386	1387	1388	1389
1390	1391	1392	1393	1394
1395	1396	1397	1398	1399
1400	1401	1402	1403	1404
1405	1406	1407	1408	1409
1410	1411	1412	1413	1414
1415	1416	1417	1418	1419
1420	1421	1422	1423	1424
1425	1426	1427	1428	1429
1430	1431	1432	1433	1434
1435	1436	1437	1438	1439
1440	1441	1442	1443	1444
1445	1446	1447	1448	1449
1450	1451	1452	1453	1454
1455	1456	1457	1458	1459
1460	1461	1462	1463	1464
1465	1466	1467	1468	1469
1470	1471	1472	1473	1474
1475	1476	1477	1478	1479
1480	1481	1482	1483	1484
1485	1486	1487	1488	1489
1490	1491	1492	1493	1494
1495	1496	1497	1498	1499
1500	1501	1502	1503	1504
1505	1506	1507	1508	1509
1510	1511	1512	1513	1514
1515	1516	1517	1518	1519
1520	1521	1522	1523	1524
1525	1526	1527	1528	1529
1530	1531	1532	1533	1534
1535	1536	1537	1538	1539
1540	1541	1542	1543	1544
1545	1546	1547	1548	1549
1550	1551	1552	1553	1554
1555	1556	1557	1558	1559
1560	1561	1562	1563	1564
1565	1566	1567	1568	1569
1570	1571	1572	1573	1574
1575	1576	1577	1578	1579
1580	1581	1582	1583	1584
1585	1586	1587	1588	1589
1590	1591	1592	1593	1594
1595	1596	1597	1598	1599
1600	1601	1602	1603	1604
1605	1606	1607	1608	1609
1610	1611	1612	1613	1614
1615	1616	1617	1618	1619
1620	1621	1622	1623	1624
1625	1626	1627	1628	1629
1630	1631	1632	1633	1634
1635	1636	1637	1638	1639
1640	1641	1642	1643	1644
1645	1646	1647	1648	1649
1650	1651	1652	1653	1654
1655	1656	1657	1658	1659
1660	1661	1662	1663	1664
1665	1666	1667	1668	1669
1670	1671	1672	1673	1674
1675	1676	1677	1678	1679
1680	1681	1682	1683	1684
1685	1686	1687	1688	1689
1690	1691	1692	1693	1694
1695	1696	1697	1698	1699
1700	1701	1702	1703	1704
1705	1706	1707	1708	1709
1710	1711	1712	1713	1714
1715	1716	1717	1718	1719
1720	1721	1722	1723	1724
1725	1726	1727	1728	1729
1730	1731	1732	1733	1734
1735	1736	1737	1738	1739
1740	1741	1742	1743	1744
1745	1746	1747	1748	1749
1750	1751	1752	1753	1754
1755	1756	1757	1758	1759
1760	1761	1762	1763	1764
1765	1766	1767	1768	1769
1770	1771	1772	1773	1774
1775	1776	1777	1778	1779
1780	1781	1782	1783	1784
1785	1786	1787	1788	1789
1790	1791	1792	1793	1794
1795	1796	1797	1798	1799
1800	1801	1802	1803	1804
1805	1806	1807	1808	1809
1810	1811	1812	1813	1814
1815	1816	1817	1818	1819
1820	1821	1822	1823	1824
1825	1826	1827	1828	1829
1830	1831	1832	1833	1834
1835	1836	1837	1838	1839
1840	1841	1842	1843	1844
1845	1846	1847	1848	1849
1850	1851	1852	1853	1854
1855	1856	1857	1858	1859
1860	1861	1862	1863	1864
1865	1866	1867	1868	1869
1870	1871	1872	1873	1874
1875	1876	1877	1878	1879
1880	1881	1882	1883	1884
1885	1886	1887	1888	1889
1890	1891	1892	1893	1894
1895	1896	1897	1898	1899
1900	1901	1902	1903	1904
1905	1906	1907	1908	1909
1910	1911	1912	1913	1914
1915	1916	1917	1918	1919
1920	1921	1922	1923	1924
1925	1926	1927	1928	1929
1930	1931	1932	1933	1934
1935	1936	1937	1938	1939
1940	1941	1942	1943	1944
1945	1946	1947	1948	1949
1950	1951	1952	1953	1954
1955	1956	1957	1958	1959
1960	1961	1962	1963	1964
1965	1966	1967	1968	1969
1970	1971	1972	1973	1974
1975	1976	1977	1978	1979
1980	1981	1982	1983	1984
1985	1986	1987	1988	1989
1990	1991	1992	1993	1994
1995	1996	1997	1998	1999
2000	2001	2002	2003	2004
2005	2006	2007	2008	2009
2010	2011	2012	2013	2014
2015	2016	2017	2018	2019
2020	2021	2022	2023	2024
2025	2026	2027	2028	2029
2030	2031	2032	2033	2034
2035	2036	2037	2038	2039
2040	2041	2042	2043	2044
2045	2046	2047	2048	2049
2050	2051	2052	2053	2054
2055	2056	2057	2058	2059
2060	2061	2062	2063	2064
2065	2066	2067	2068	2069
2070	2071	2072	2073	2074
2075	2076	2077	2078	2079
2080	2081	2082	2083	2084
2085	2086	2087	2088	2089
2090	2091	2092	2093	2094
2095	2096	2097	2098	2099
2100	2101	2102	2103	2104
2105	2106	2107	2108	2109
2110	2111	2112	2113	2114
2115	2116	2117	2118	2119
2120	2121	2122	2123	2124
2125	2126	2127	2128	2129
2130	2131	2132	2133	2134
2135	2136	2137	2138	2139
2140	2141	2142	2143	2144
2145	2146	2147	2148	2149
2150	2151	2152	2153	2154
2155	2156	2157	2158	2159
2160	2161	2162	2163	2164
2165	2166	2167	2168	2169
2170	2171	2172	2173	2174
2175	2176	2177	2178	2179
2180	2181	2182	2183	2184
2185	2186	2187	2188	2189
2190	2191	2192	2193	2194
2195	2196	2197	2198	21

OLDHAM EXECUTIVE COUNCIL

General Medical Practitioner Services

General Practitioner Services

The Oldham Executive Council is composed of a Chairman and six other members, three of whom are appointed by the Local Health Authority and three are appointed by the Council.

To retire 31st March 1962

Chairman: Mr. J. H. Hargreaves

Chairman: Mr. J. H. Hargreaves

Chairman: Mr. J. H. Hargreaves

Chairman: Mr. J. H. Hargreaves

To retire 31st March 1962

Chairman: Mr. J. H. Hargreaves

Chairman: Mr. J. H. Hargreaves

To retire 31st March 1962

Chairman: Mr. J. H. Hargreaves

Chairman: Mr. J. H. Hargreaves

Chairman: Mr. J. H. Hargreaves

SECTION IV

OLDHAM EXECUTIVE COUNCIL

General Practitioner Services

I am directed to inform you that the information contained in the following report relates to the year ended 31st March 1962.

General Medical Services

There were 25 principal medical practitioners on the General Medical List at 31st March 1962, of which 25 were reported as members of the Oldham area. The number of patients registered with doctors at this date was 12,500, a decrease of 250 on the previous year. The number number of patients at the date of previous report was 12,750.

Pharmaceutical Services

On the 31st March 1962 the Pharmaceutical List contained the following numbers of contributors to the area:

(a) Pharmacists

(b) Registered Apothecary Dispensers

General Dental Services

The number of practitioners on the Dental List at 31st March 1962 was 25. Three practitioners were also employed, two of whom were part-time.

SECTION IV

OLDHAM EXECUTIVE COUNCIL
General Practitioner Services

OLDHAM EXECUTIVE COUNCIL

*General Medical, Pharmaceutical, Dental and
Supplementary Ophthalmic Services.*

The Oldham Executive Council consists of a Chairman and 24 other members, 8 of whom are appointed by the Local Health Authority and named below:—

To retire 31st March, 1965:

Alderman J. McQuillan
Councillor A. Tweedale, J.P.
Alderman Miss A. A. Kenyon, J.P. (to 20.5.64)
Councillor F. Collins (from 5.8.64)

To retire 31st March, 1966:

Alderman F. Baxter
Councillor J. Bradley

To retire 31st March, 1967:

Councillor W. Wheeler
Councillor G. Leonard
Dr. B. Gilbert

Councillor W. Wheeler, Councillor G. Leonard and Dr. B. Gilbert retired on 31st March, and were re-appointed for a further period of three years. In August, Councillor F. Collins was appointed to fill the seat vacated by Alderman Miss A. A. Kenyon, J.P., on her retirement from public life.

I am indebted to Mr. R. Pattinson for the information contained in the following report which relates to the year ended 31st March, 1965.

General Medical Services

There were 98 principal medical practitioners on the Council's Medical List at the 31st March, 1965, of whom 52 were regarded as resident in the Oldham area. The number of Oldham patients registered with doctors at this date was 116,021, a decrease of 619 on the previous year. The average number of patients on the lists of resident doctors was 2,648.

Pharmaceutical Services

On the 31st March, 1965, the Pharmaceutical List included the following numbers of contractors in the area:—

(a) Pharmacists	36
(b) Surgical Appliance Suppliers	11

General Dental Services

The number of practitioners on the Dental List at 31st March, 1965 was 22. Three assistants were also employed, two of whom were part-time

Supplementary Ophthalmic Services

The following statement shows the number of ophthalmic medical practitioners, ophthalmic opticians and dispensing opticians under contract with the Ophthalmic Services Committee at 31st March, 1965:—

Ophthalmic Medical Practitioners	3
Ophthalmic Opticians	27
Dispensing Opticians	3

Charges

The following charges are effective:—

Pharmaceutical

The statutory charge to patients for drugs and appliances prescribed was 2/- for each item until February 1st, 1965, when it was completely abolished.

Dental

The maximum charge to patients for more than one denture, together with any other treatment is £5.

Ophthalmic

The charges to patients for lenses are 12s. 6d. per lens for single vision lenses and £1 per lens for bifocals. Children within the range 10 to 16 years, or children attending full-time education under the 1944 Education Act, are allowed to have under the Supplementary Ophthalmic Services, frames within the adult range with exemption from lens charges.

Finance

The total cost of the services for the year ended 31st March, 1965, was £663,226 of which £109,882 was met from charges made to patients for dental, optical and pharmaceutical services, leaving a net cost to the Exchequer of £553,344.

INFECTIOUS AND OTHER DISEASES

Diphtheria

No cases were notified. Diphtheria last reported in 1950 when one case was notified and confirmed.

Scarlet Fever

There were 22 cases notified compared with 18 in the previous year.

Erysipelas

Three cases were notified compared with four in the previous year. All three cases occurred in persons aged 15 years and over.

Typhoid Fever

(a) Typhoid Fever: No cases were notified.

(b) Para-typhoid Fever: One case was notified but not confirmed. Full investigations were carried out and the final diagnosis was proved to be another illness.

SECTION V

Epidemiology

No cases were notified compared with one in the previous year.

Acute Primary Pneumonia

There were 16 cases notified. Eleven deaths were notified. All in notified areas. Current's notification was based on report of 2 of these deaths.

Chronic Bronchitis and Emphysema

No cases of chronic bronchitis or emphysema were notified. There were 16 deaths notified. There was one death registered as due to emphysema.

Measles

There were 2 cases notified compared with 1 in the previous year.

One death was registered. A female aged 12 months. The cause of death given on the death certificate was:

- I (a) Broncho-pneumonia
- (b) Measles
- II Gastro-enteritis

Supplementary Ophthalmic Services

The following statement shows the number of ophthalmic medical practitioners, ophthalmic opticians and dispensing opticians under contract with the Ophthalmic Services Committee at 31st March, 1963—

Ophthalmic Medical Practitioners	3
Ophthalmic Opticians	27
Dispensing Opticians	31

Charges

The following charges are effective—

Pharmaceutical

The statutory charge to patients for drugs and ophthalmic preparations was 2s. per each item until February 1st, 1963, when it was completely abolished.

Dental

The maximum charge to patients for more than one course, together with any other treatment is 15s.

Ophthalmic

The charges to patients for lenses are 12s. 6d. per lens for single vision lenses and 21 per lens for bifocals within the range 18 to 26 years of children attending for the first time under the 1961 Education Act, are allowed to have under the Supplementary Ophthalmic Services Scheme within the adult supplementary charges.

Finance

The total cost of the services for the year ended 31st March, 1963, was £103,250 of which £10,562 was met from charges made to patients for dental, optical and pharmaceutical services, leaving a net cost to the Exchequer of £92,688.

INFECTIOUS AND OTHER DISEASES

Diphtheria

No cases were notified. Diphtheria last occurred in 1950, when one case was notified and confirmed.

Scarlet Fever

There were 52 cases notified compared with 78 in the previous year.

Erysipelas

Three cases were notified compared with four in the previous year. All three cases occurred in persons aged 44 years and over.

Enteric Fever

- (a) Typhoid Fever: No cases were notified.
- (b) Para-typhoid Fever: One case was notified but not confirmed. Full investigations were carried out and the final diagnosis was pyrexia of unknown origin.

Meningococcal Infection

No cases were notified.

Acute Encephalitis

No cases were notified compared with one in the previous year.

Acute Primary Pneumonia

There were 16 cases notified. Eleven deaths were registered, all un-notified cases. Coroner's certificates were issued in respect of 6 of these deaths.

Influenza and Influenzal Pneumonia

No cases of influenzal pneumonia were notified but one death was registered. This related to an unnotified case. There was one death registered as due to influenza.

Measles

There were 1,485 cases notified, compared with 1,368 in the previous year.

One death was registered, a female aged 18 months; the cause of death given on the death certificate was:—

- I (a) Broncho-pneumonia
- (b) Measles
- II Gastro-enteritis

Whooping Cough

There were 136 cases notified of which 122 were confirmed, compared with 36 in the previous year. Of the 122 cases, 41 had received a full course of prophylaxis. The disease had a very high incidence during the first four months of the year when 105 cases were notified, 96 of which were confirmed.

Dysentery

There were 513 cases notified, 403 of which were confirmed bacteriologically (Sonné 305, Flexner 97, *Boydii* 1), compared with 98 cases in the previous year; 36 cases where no organism was isolated were accepted as cases.

An outbreak of *Sonné* dysentery occurred in January in a local nursery school, and as a result of investigations 24 children were found to be positive. They were allowed to return to the nursery school after three consecutive negative specimens.

An outbreak of *Sonné* dysentery occurred in a local nursery. Investigations revealed that 20 children were positive and one child had an *E. Coli* infection. After three consecutive negative specimens they were allowed to return to the nursery.

During October a short outbreak of diarrhoea affecting 45 pupils occurred in a local school. No organisms were isolated and no source of infection could be found after careful investigation. The infection was thought to be of virus origin.

In June, an outbreak of *Flexner* dysentery (type 3A) occurred in the Infant and Junior Departments of a local school. Investigations proved 47 cases to be positive. As the outbreak occurred one week prior to the closing down of the school for two weeks' annual holiday, it was decided to close the school for the whole three weeks in order to control the spread of infection. Samples of school meals were sent for investigation but all reports were negative.

Ophthalmia Neonatorum

There were 7 cases of *ophthalmia neonatorum* notified. These were kept under observation and in 6 cases vision was not impaired. The remaining case transferred out of the Borough before observations were completed.

Puerperal Pyrexia

Four cases of *puerperal pyrexia* notified as follows:—

Woodfield Maternity Home	1
Domiciliary	3

Smallpox

No cases were notified. The Department was informed of several families who had been in smallpox areas, these were kept under surveillance. I am pleased to report that nothing untoward developed in these cases.

Acute Poliomyelitis

No cases were notified.

Malaria

No cases were notified.

Anthrax

No cases were notified.

Brucellosis

No cases were brought to notice.

E. Coli Infection

There were 46 cases of *E. Coli* infection in young children including a girl aged 7 months who died from broncho-pneumonia.

Food Poisoning

In all cases or suspected cases of food poisoning full enquiries are made to ascertain the source of infection. Samples of any suspected food available are submitted for bacteriological examination.

During the year 26 cases were brought to notice—22 by formal notification and 4 ascertained following investigation. In addition there were 3 symptomless excretors. Of the 26 cases, 10 were associated with 3 outbreaks. There were 16 individual cases.

Some of the cases of food poisoning were indicative of a type generally connected with poultry and with a view to isolating the source of infection 43 swabs from poultry carcasses were taken, but no organisms of the *Salmonella* group were isolated.

A. Outbreaks

A boy aged 8 years was notified as suffering from dysentery. *Salm. St. Paul* was isolated from his faeces and from the faeces specimens of his brother aged 4 years and sister aged 12 years, who were ascertained cases. A full investigation failed to establish the source of infection.

A mother and father and their two children were notified as suffering from food poisoning. *Salm. typhimurium* was isolated from their faeces specimens. The source of infection was not established, but it is possible that this family and an additional single case picked up the infection from drinking raw milk obtained from vending machines whilst on holiday outside the Borough. The cases were reported to the Medical Officers of Health of the areas concerned who carried out investigations but without success.

Nevertheless our thoughts have been very much directed to this source of infection because in other parts of the country *Salmonella* has been found in this food commodity and in consequence infected cows have been removed from the herds.

I would stress the need to guard against consuming raw milk which is untreated and I have no hesitation in recommending that milk should always be pasteurised or sterilised.

A boy aged 2½ years was notified as suffering from dysentery. *Salm. enteritis* was isolated from his faeces and from the faeces specimens of his mother, and sister aged 11 months who were ascertained cases. The source of infection was not established.

B. Individual Cases: Organisms isolated:—

<i>Salm. typhimurium</i>	7
<i>Salm. St. Paul</i>	4
<i>Salm. reading</i>	1
<i>Salm. anatum</i>	1
<i>Salm. Bredency</i>	1
<i>Salm. mapo</i>	1
Causative agent not identified	1

CASES OF CERTAIN DISEASES NOTIFIED AND DEATHS REGISTERED
FROM THESE DISEASES DURING EACH MONTH OF THE YEAR

Months	Measles		Scarlet Fever		Dysentery		Food Poisoning *		Meningococcal Infections		Acute Poliomyelitis		Whooping Cough		Erysipelas		Acute Primary Pneumonia		Acute Influenzal Pneumonia	
	Cases	Deaths	Cases	Deaths	Cases	Deaths	Cases	Deaths	Cases	Deaths	Cases	Deaths	Cases	Deaths	Cases	Deaths	Cases	Deaths	Cases	Deaths
Jan. ...	12	...	2	...	28	...	1(2)	26	...	1	...	1	4
Feb. ...	87	...	6	...	107	...	4	35
March ...	41	...	1	...	110	17	4	1
April ...	88	28	18	1
May ...	5	1	2	...	22	3	1
June ...	295	99	...	1	2	...	1	...	1	1
July ...	199	...	3	...	21	...	5(2)	1	2
Aug. ...	163	...	6	...	6	...	8	8	1	1
Sept. ...	58	...	3	...	4	...	1	2
Oct. ...	118	...	5	...	5	...	2	1
Nov. ...	156	...	11	...	1	5	4	2	...	1
Dec. ...	203	...	11	...	8	5	2
Totals ...	1485	1	52	...	439	...	22(4)	122	...	3	...	16	11	...	1

* Cases formally notified; additional cases ascertained following enquiry and investigation are shown in parentheses.

CASES OF NOTIFIABLE DISEASES AND DEATHS REGISTERED

Notifiable Disease	Cases		Number of Deaths	Age Groups								
	Number	Admitted to hospital		Under 1.	1 and under 3.	3 and under 5.	5 and under 10.	10 and under 15.	15 and under 25.	25 and under 45.	45 and under 65.	65 and upwards
Smallpox
Scarlet Fever	52	4	8	19	23	2
Whooping Cough	122	6	...	12	39	39	29	2	...	1
Diphtheria
Measles	1485	20	1	79	524	502	367	8	4	1
Acute Pneumonia—Prim.	16	...	11	1	1	...	2	3	9	...
Influenza	1
Meningococcal Infection.
Acute Poliomyelitis—
Paralytic
Non-Paralytic
Acute Encephalitis—
Infective
Post-Infective
Dysentery	439	39	...	21	78	93	118	29	25	56	8	11
Ophthalmia Neonatorum	7	4	...	7
Puerperal Pyrexia	4	3	3	1
Para-Typhoid Fever
Typhoid Fever
Food Poisoning	*22	1	...	1	6	1	6	...	1	2	3	1
Erysipelas	3	1	2	...
Anthrax
Malaria
Respiratory Tuberculosis	44	33	11	...	1	...	2	...	3	15	20	3
Other Forms Tuberculosis	4	3	3	...	1	...
Totals... ..	2198	113	24	121	656	654	546	41	41	81	43	15

* Formally notified; additional 4 cases ascertained following investigation.

TUBERCULOSIS

There was no change in the Tuberculosis Service provided for the Borough. Out-patient diagnosis and preventive work is carried out at the Central Chest Clinic, Oldham and District General Hospital, and in-patient treatment is provided at Strinesdale Hospital and other hospitals outside the Borough.

Deaths

The number of deaths registered, 11 (11 pulmonary and 0 non-pulmonary) gives a rate per thousand of the population of 0.10 (0.10 pulmonary and nil non-pulmonary) compared with 9 (9 pulmonary and 0 non-pulmonary) and a rate of 0.08 (0.08 pulmonary and 0 non-pulmonary) for the previous year.

The Tuberculosis Register

The number of cases on the register at the 31st December was 518 which compares with 559 at the end of the previous year.

During the year 103 cases were removed for the following reasons:—

1. Recovered	60	or 58 per cent of total removals
2. Removal out	14	or 25 per cent of total removals
3. Lost sight of	12	
4. Died	17	or 17 per cent of total removals

Of the 60 recovered cases, 55 were pulmonary.

Of the 17 cases that died 7 (6 pulmonary, 1 non-pulmonary) died from causes other than tuberculosis.

Pulmonary Tuberculosis

New Cases

There were 44 new cases placed on the Register compared with 41 for the previous year.

	Male	Female	Total
R.A.1 (Early cases, sputum negative or absent)	11	4	15
R.A.2 (Intermediate cases, sputum negative or absent)	4	1	5
R.A.3 (Advanced cases, sputum negative or absent)	Nil	1	1
R.B.1 (Early cases, sputum positive)	7	1	8
R.B.2 (Intermediate cases, sputum positive)	8	2	10
R.B.3 (Advanced cases, sputum positive)	5	Nil	5

Deaths

During the year 11 patients died from pulmonary tuberculosis giving a death rate of 0.10 per thousand of the population. These figures compare with 9 deaths and a rate of 0.08 for the previous year.

In addition 6 pulmonary cases died from causes other than tuberculosis.

All deaths from pulmonary tuberculosis occurred in notified cases; no case came to notice through the Registrar's Returns or by posthumous notification. The periods between notification and death were:—

<i>Period</i>	<i>Number</i>	<i>Percentage</i>
More than 5 years	4	37 per cent
3 to 5 years	3	27 per cent
1 to 2 years	2	18 per cent
Under 1 year	2	18 per cent

Non-Pulmonary Tuberculosis

There were 4 new cases notified and confirmed compared with 5 in the previous year.

The following details refer:—

Case 1 (M.A)	Male aged 23 years; neck glands.
Case 2 (M.R.)	Female aged 60 years; cervical glands.
Case 3 (E.W.)	Female aged 23 years; brain.
Case 4 (A.S.)	Female aged 22 years; neck glands.

Deaths

No deaths were registered.

Summary of New Cases and Deaths during the year

<i>Age Groups</i>	<i>New Cases</i>				<i>Deaths</i>			
	<i>Pulmonary</i>		<i>Non-Pulmonary</i>		<i>Pulmonary</i>		<i>Non-Pulmonary</i>	
	<i>Male</i>	<i>Fem.</i>	<i>Male</i>	<i>Fem.</i>	<i>Male</i>	<i>Fem.</i>	<i>Male</i>	<i>Fem.</i>
0 to 1
1 to 4	1	1
5 to 9	2
10 to 14
15 to 19	1	1
20 to 24	2	...	1	2
25 to 34	2	4
35 to 44	6	2
45 to 54	12	1	1	1
55 to 64	6	1	1
65 and over... ..	3	1	5	2
Totals	35	9	1	3	7	4

1964	44	...	4	...	11	...	—
1963	41	...	5	...	9	...	—
1962	39	...	7	...	10	...	1
1961	36	...	2	...	7	...	—
1960	86	...	1	...	12	...	2
1959	57	...	3	...	13	...	2
1958	49	...	14	...	11	...	1
1957	67	...	6	...	13	...	0
1956	98	...	11	...	15	...	4

Year	Smallpox	Scarlet Fever	Diphtheria	Enteric Fever	Whooping Cough	Measles	Dysentery	Food Poisoning	Meningococcal Infection	Acute Poly- myelitis	Tuberculosis			Acute Primary Pneumonia	Acute Influenza Pneumonia
											Pulmonary	Non- Pulmonary	Total		
1925	-	410	133	7	Notifiable from 23rd October, 1939	Notifiable from 13th January, 1939.	1	Notifiable from 1st January, 1949	1	-	174	79	253	*	*
1926	10	326	140	1	485	2,176	1		1	2	202	71	273	*	*
1927	19	188	205	3	342	533	1		2	1	178	69	247	*	*
1928	31	279	288	1	279	1,879	-		2	1	182	64	246	*	*
1929	18	668	221	6	712	520	-		-	1	170	57	227	*	*
1930	32	712	168	6	712	520	-		-	1	163	91	254	*	*
1931	-	272	88	2	272	520	-		1	1	169	80	249	*	*
1932	-	209	50	2	209	520	-		1	1	136	75	211	*	*
1933	-	407	135	2	407	520	-		1	1	150	66	216	*	*
1934	-	342	195	2	342	520	-		1	1	118	53	171	*	*
1935	-	588	218	2	588	520	-		1	1	100	50	150	*	*
1936	8	187	310	2	187	520	-		1	1	94	40	134	114	9
1937	-	214	275	2	214	520	6		12	1	108	60	168	142	29
1938	-	259	234	2	259	520	5		7	-	126	88	214	195	16
1939	-	324	72	2	324	520	1		3	1	115	55	170	185	25
1940	-	163	72	11	485	533	1		6	6	99	55	154	194	36
1941	-	190	69	8	342	533	3		26	1	108	31	139	278	15
1942	-	337	92	-	120	1,879	8		27	1	113	54	167	219	18
1943	-	434	188	-	509	520	1		17	-	110	41	151	119	11
1944	-	455	71	-	185	520	7		3	-	111	40	151	80	-
1945	-	309	62	8	177	455	28		3	1	126	16	142	68	13
1946	-	131	51	-	260	455	14		5	14	120	33	153	53	7
1947	-	94	56	-	145	854	1		3	5	100	33	133	66	7
1948	-	187	19	-	235	1,384	186		6	13(2)	82	23	105	76	38
1949	-	393	8	2	211	1,076	188		5	3(3)	104	20	124	52	25
1950	-	245	1	-	300	1,202	462		7	4(3)	133	21	154	63	34
1951	-	167	-	-	199	1,834	488		6	4(1)	83	20	103	42	21
1952	-	230	-	1	103	1,542	472		9	-	70	23	93	39	9
1953	3	214	-	-	139	805	137		9	-	59	20	79	31	14
1954	-	167	-	-	235	1,189	376		5	8(5)	98	11	109	56	8
1955	-	259	-	4	15	1,832	1,695		5	12(7)	67	6	73	49	48
1956	-	130	-	-	43	1,116	204		4	4(2)	49	14	63	23	12
1957	-	72	-	-	139	2,625	85		4	2	57	3	60	23	29
1958	-	143	-	-	64	887	1,448		5	-	86	1	87	12	4
1959	-	171	-	2	75	1,175	159		2	-	39	2	38	13	3
1960	-	76	-	†	61	1,943	840		6	18(1)	36	7	46	6	5
1961	-	125	-	-	45	562	189		9(7)	1	41	5	46	9	7
1962	-	55	-	-	5	593	166		2	-	41	4	46	16	-
1963	-	78	-	-	36	1,368	98		-	-	44	4	48	-	-
1964	-	52	-	-	122	1,485	439		-	-	-	-	-	-	-

* Not available.

** Cases formally notified; figures in parentheses relate to cases ascertained following investigation.

*** Non-paralytic cases shown in parentheses; included in total figures.

† A Middleton resident admitted to local hospital with symptoms of enteric fever.

DEATHS FROM CERTAIN NOTIFIABLE DISEASES FROM 1925—1964

Year	Population	Smallpox	Scarlet Fever	Diphtheria	Enteric Fever	Whooping Cough	Measles	Dysentery	Food Poisoning	Meningococcal Infection	Acute Polyomyelitis	Tuberculosis			Acute Primary Pneumonia	Acute Influenzal Pneumonia
												Pulmonary	Non- Pulmonary	Total		
1925	146,200			16	5	6	37					121	29	150	*	*
1926	143,000		7	19	2	47	23		*		1	112	47	159	*	*
1927	141,400	1	4	17	1	6	7		*			104	22	126	*	*
1928	143,200			35		4	9		*			115	24	139	*	*
1929	142,500		1	17	2	73	21		*			144	24	168	*	*
1930	142,500		2	17		8	10		*			103	36	139	*	*
1931	141,900		2	2		8	10		*			108	25	133	*	*
1932	138,900		2	1		15	18		*			104	19	123	*	*
1933	136,700		1	9	1	3	3		*			87	22	109	*	*
1934	135,200		2	25	2	18	19		*			97	11	108	*	*
1935	133,300		1	29					*			93	15	108	*	*
1936	131,000		2	23		16	13		*			58	16	74	80	3
1937	127,800		2	17		3	5		*			81	18	99	30	9
1938	126,100		2	12		1	8		*			80	15	95	32	5
1939	124,400		3	6		2	4		*			71	17	88	26	7
1940	118,400		2	7		7	4		*			70	19	89	18	4
1941	116,860		1	4		7	4		*			62	9	71	41	7
1942	114,300			5		2	5		*			52	9	61	36	6
1943	112,300			3		7	1		*			62	9	71	27	7
1944	112,170			3		3	1		*			70	9	79	21	1
1945	111,350			1		4	2		*			63	12	75	19	1
1946	116,240			3	2	4	2		*			52	6	58	21	4
1947	117,900			3		1	3		*			63	12	75	14	—
1948	120,600			1		3	3		*			49	13	62	20	—
1949	120,600					1	2		*			39	9	48	18	—
1950	119,500					1	2		*			39	8	47	18	6
1951	119,450**					1	1		*			32	5	37	18	10
1952	119,800					1	1		*			35	8	43	5	3
1953	119,100					1	—		*			14	2	16	8	3
1954	120,340**					—	—		*			24	2	26	11	2
1955	120,400					—	—		*			16	2	18	16	1
1956	119,500					—	3	2	*			15	4	19	10	1
1957	118,800					1	1		*			13	—	13	11	23
1958	118,300					—	—		*			11	1	12	7	1
1959	117,800					—	—		*			13	2	15	9	19
1960	117,250					1	—		*			12	2	14	5	1
1961	115,280					1	—		*			7	—	7	9	31
1962	114,680					—	—		*			10	1	11	12	10
1963	114,220					—	—		*			9	—	9	10	6
1964	112,670					—	1		*			11	—	11	11	1

* Not available.

** Borough Extension.

*** This was an inward transferable death, a female aged 24 years, who contracted the disease in the borough.

CANCER

The number of deaths attributed to cancer shows a decrease of 8, when compared with the figure for 1963.

The figures for the last eight years are as follows:—

1957	298
1958	283
1959	270
1960	270
1961	269
1962	242
1963	285
1964	277

Analysis by Age and Sex Distribution

	Males	Females	Totals
0—14	2	1	3
15—24	1	—	1
25—34	2	1	3
35—44	8	6	14
45—54	9	18	27
55—64	52	37	89
65—74	37	33	70
75+	32	38	70
Totals ...	143	134	277

Localization of Disease

(Classified in accordance with the International Statistical Classification of Causes of Death).

I.C. No.	Site	Number		
	<i>Buccal Cavity and Pharynx</i>	M.	F.	Total
(140) Lip		—	—	—
(141) Tongue		1	—	1
(142) Salivary Gland		—	—	—
(143) Floor of mouth		—	—	—
(144) Other parts of mouth, and of mouth unspecified		1	—	1
(145) Oral mesopharynx		1	—	1
(146) Nasopharynx		—	—	—
(147) Hypopharynx		—	—	—
(148) Pharynx, unspecified		—	1	1

I.C. No.	Site	Number		
		M.	F.	Total
<i>Digestive Organs and Peritoneum</i>				
(150)	Oesophagus	2	1	3
(151)	Stomach	24	22	46
(152)	Small intestine, including duodenum	—	—	—
(153)	Large intestine, except rectum	12	21	33
(154)	Rectum	9	5	14
(155)	Biliary passages and of liver (stated to be primary site)	1	2	3
(156)	Liver (secondary and unspecified)	—	1	1
(157)	Pancreas	2	5	7
(158)	Peritoneum	—	—	—
(159)	Unspecified digestive organs	—	—	—
<i>Respiratory System</i>				
(160)	Nose, nasal cavities, middle ear and accessory sinuses	1	—	1
(161)	Larynx	—	—	—
(162)	Bronchus and trachea, and of lung specified as primary	33	5	38
(163)	Lung, unspecified as to whether primary or secondary	25	2	27
(164)	Mediastinum	—	—	—
(165)	Thoracic organs (secondary)	—	—	—
<i>Breast and Genito-Urinary Organs</i>				
(170)	Breast	—	29	29
(171)	Cervix uteri	—	7	7
(172)	Corpus uteri	—	4	4
(173)	Other parts of uterus, including chorionepithelioma...	—	—	—
(174)	Uterus, unspecified	—	—	—
(175)	Ovary, Fallopian tube and broad ligament	—	14	14
(176)	Other and unspecified female genital organs	—	2	2
(177)	Prostate	8	—	8
(178)	Testis	—	—	—
(179)	Other and unspecified male genital organs	—	—	—
(180)	Kidney	1	—	1
(181)	Bladder and other urinary organs	4	1	5
<i>Other and Unspecified Sites</i>				
(190)	Skin (melanoma)	1	—	1
(191)	Skin (other)	1	1	2
(192)	Eye	—	—	—
(193)	Brain and other parts of nervous system	3	1	4
(194)	Thyroid gland	1	—	4
(195)	Other endocrine glands	—	—	—
(196)	Bone	1	1	2
(197)	Connective tissue	1	—	1
(198)	Lymph nodes (secondary and unspecified)	—	—	—
(199)	Other and unspecified sites	4	3	7

<i>I.C. No.</i>	<i>Site</i>	<i>Number</i>		
		<i>M.</i>	<i>F.</i>	<i>Total</i>
	<i>Lymphatic and Haematopoietic Tissues</i>			
(200)	Lymphosarcoma and reticulosarcoma	1	—	1
(201)	Hodgkin's disease	1	1	2
(202)	Other forms of lymphoma (reticulosis)	1	—	1
(203)	Multiple myeloma (plasmocytoma)	1	2	3
(204)	Leukaemia and aleukaemia	2	3	5
(205)	Mycosis fungoides	—	—	—

Deaths from cancer and lung cancer for the years 1952 to 1964.

Deaths from cancer and lung cancer for the years 1952 to 1964:—

(a) *Lung Cancer—Sex Distribution*

Year	1952	1953	1954	1955	1956	1957	1958	1959	1960	1961	1962	1963	1964
Males	30	38	45	42	46	45	49	39	46	43	47	54	58
Females	2	11	5	6	11	11	8	3	6	6	8	8	7

(b) *Cancer deaths—Rates per thousand of population, 1952 to 1964*

Year	Population	Total Cancer Deaths	Rate per 1,000 Population	Deaths from Lung Cancer	Rate per 1,000 Population
1952	119,800	234	1.95	32	0.27
1953	119,100	296	2.49	49	0.41
1954	*120,340	285	2.36	50	0.42
1955	120,400	290	2.41	48	0.39
1956	119,500	277	2.32	57	0.48
1957	118,300	298	2.51	56	0.47
1958	118,300	283	2.39	57	0.48
1959	117,800	270	2.21	42	0.36
1960	117,250	270	2.30	52	0.44
1961	115,280	269	2.33	49	0.43
1962	114,680	242	2.11	55	0.48
1963	114,220	285	2.50	62	0.54
1964	112,670	277	2.46	65	0.58

* Borough extension

VENEREAL DISEASES

There is a special clinic at Oldham and District General Hospital. The days and times of the sessions held are as follows:—

<i>For Males:</i>	Monday	5-0 to 7-0 p.m.
	Thursday	10-0 a.m. to 12 noon
	Thursday	5-0 to 7-0 p.m.
<i>For Females:</i>	Monday	2-0 to 4-0 p.m.
	Monday	5-0 to 7-0 p.m.
	Wednesday	10-0 a.m. to 12 noon
	Thursday	5-0 to 7-0 p.m.

The following figures relate to Oldham patients attending for the first time at a treatment centre and are extracted from records received from the Consultant Venerologist in charge of the Centre:—

	Oldham	Rochdale
Syphilis	8	—
Gonorrhoea	119	2
Other conditions	171	3
Totals ...	298	5

WATER SUPPLY

The Waterworks Engineer and General Manager (Mr. H. W. Elliot) has kindly supplied the following particulars:—

"GENERAL. During 1964 the water supplied by the undertaking throughout the statutory supply area—which comprises The County Borough of Oldham and the Urban Districts of Chadderton, Chopley, Farnworth, Lees, Royton and Saddleworth—was satisfactory in quality and quantity."

"EXAMINATION OF WATER. Analyses were made throughout the year; a total of 317 analytical samples were tested by the Public Health Laboratory Service with the following results:—

Results	Source of Supply			
	Unfiltered	Filtered	Unfiltered	Filtered
Hardness				
0-100	1	1	1	1
100-150	1	1	1	1
150-200	1	1	1	1
200-250	1	1	1	1
250-300	1	1	1	1
300-350	1	1	1	1
350-400	1	1	1	1
400-450	1	1	1	1
450-500	1	1	1	1
500-550	1	1	1	1
550-600	1	1	1	1
600-650	1	1	1	1
650-700	1	1	1	1
700-750	1	1	1	1
750-800	1	1	1	1
800-850	1	1	1	1
850-900	1	1	1	1
900-950	1	1	1	1
950-1000	1	1	1	1
Over 1000	1	1	1	1

SECTION VI

Environmental Hygiene

In addition 238 samples were taken from properties within the area of supply and all results were satisfactory. In the case of each of the 1000 samples tested, the results were satisfactory. Further, the results of the 1000 samples tested were satisfactory.

All public water is supplied to the area by the addition of chlorine to the water supply. The water is supplied to the area by the addition of chlorine to the water supply. The water is supplied to the area by the addition of chlorine to the water supply.

Every three months a sample of water from the area is tested for the presence of bacteria. The results of the tests are satisfactory. The water is supplied to the area by the addition of chlorine to the water supply.

Results	Source of Supply			
	Unfiltered	Filtered	Unfiltered	Filtered
Colony (Bacteria)	1	1	1	1
Colony (Fungi)	1	1	1	1
pH Value	7.5	7.5	7.5	7.5

VENEREAL DISEASES

There is a special clinic at CHESHAM and District General Hospital. The days and times of the sessions held are as follows:—

For Males:	Monday	5-6 to 7-8 p.m.
	Thursday	10-11 a.m. 5-6 p.m.
	Thursday	5-6 to 7-8 p.m.
For Females:	Monday	2-4 to 5-6 p.m.
	Monday	5-6 to 7-8 p.m.
	Wednesday	10-11 a.m. to 12 noon
	Thursday	5-6 to 7-8 p.m.

The following figures relate to CHESHAM and District for the year 1925 of a treatment course and are extracted from records received from the Consultant Venereologist in charge of the Centre:—

	1925	1924
Chesham	1	1
Other districts	1	1
Total	2	2

WATER SUPPLY

The Waterworks Engineer and General Manager (Mr. H. W. Elton) has kindly supplied the following particulars:—

"GENERAL. During 1964 the water supplied by the Undertaking throughout the statutory supply area—which comprises The County Borough of Oldham and the Urban Districts of Chadderton, Crompton, Failsworth, Lees, Royton and Saddleworth (part)—was satisfactory in quality and quantity.

EXAMINATION OF WATER. Analyses were made throughout the year; a total of 451 bacteriological samples were tested by the Public Health Laboratory Service, with the following results:—

Results	Sources of Supply			
	Castleshaw	Hanging Lees	Piethorne	Readycon Dean
<i>B. Coli per 100 ml.</i>				
<i>Raw Water</i>				
0	6	8	5	5
1-10	3	3	4	3
11-50	1	1	3	3
51-100	1	—	—	—
<i>Treated Water</i>				
0	44	48	47	50
1	4	1	4	—
2-5	1	1	1	—
Over 5	—	1	—	—

In addition 203 samples were taken from properties within the area of supply and all results were satisfactory. In the case of each of the thirteen unsatisfactorily treated water samples, further samples taken immediately proved excellent.

All potable water is continuously sterilised by the addition of chlorine before passing into the distribution system, and water supplied for trade purposes from the two Strinesdale reservoirs is also sterilised by the addition of chlorine.

Every three months, chemical samples of water from the four sources from which water is distributed were tested by the Borough Analyst, with the following average results:—

	Source of Samples (after sterilisation)			
	Castleshaw (filtered)	Hanging Lees	Piethorne	Readycon Dean (filtered)
Colour (Hazen unit)	5	5	5	5
Odour	Nil.	Nil.	Nil.	Nil.
pH value	7.1	6.6	7.2	7.5

ANALYTICAL RESULTS				
(in parts per million)	Castleshaw (filtered)	Hanging Lees	Piethorne	Readycon Dean (filtered)
Solids in solution	107.0	106.0	118.0	96.0
Solids in suspension	Nil.	Nil.	Nil.	Nil.
Total hardness				
(as calcium carbonate)	37.0	37.0	44.0	27.0
Carbonate hardness				
(as calcium carbonate)	13.0	11.0	25.0	16.0
Non-carbonate hardness				
(as calcium carbonate)	24.0	26.0	19.0	11.0
Lead	Negligible	Negligible	Negligible	Negligible
Iron	0.05	0.17	0.22	0.04
Manganese	0.10	0.20	0.20	0.20
Combined Chlorine	15.0	20.0	18.0	14.0
Free Chlorine	0.19	0.11	0.25	0.21
Nitrous Nitrogen	Nil.	Nil.	Nil.	Nil.
Nitric Nitrogen	0.52	0.54	0.57	0.56
Ammoniacal Nitrogen	0.08	0.11	0.28	0.08
Albuminoid Nitrogen	0.04	0.06	0.05	0.02
Oxygen absorbed in four hours				
at 27° C.	0.22	0.40	0.24	0.17
Free Carbon Dioxide	5.0	4.0	5.2	5.2

PLUMBO-SOLVENCY. All potable water is subjected to pH correction and quarterly samples are taken for Plumbo-Solvency determination. During the year four samples were taken from each of the four sources from which water is at present distributed and all sixteen results were satisfactory—15 at less than 0.05 p.p.m. Lead and 1 at 0.1 p.p.m. Lead.

STATISTICS. The statutory area of the Undertaking comprises approximately 26 square miles, with an estimated population of 205,000. About 75,000 dwellinghouses are connected directly to this Department's mains, and no houses are now supplied from this Department's mains by means of common standpipes. The average quantity of water supplied for trade and domestic purposes during 1964 was over 10.5 million gallons per day."

SEWAGE TREATMENT

I am indebted to Mr. H. R. Walton, the Borough Engineer and Surveyor for the following report :—

"All sewage and trade effluent from the Borough is treated at two sewage treatment works, a small one at Bardsley and the main Slacks Valley Sewage Works in the Urban District of Chadderton.

Bardsley Sewage Works

Total treatment flow 1964	72,525,000 gallons
Average daily flow treated 1964	198,863 gallons

The Bardsley treatment units consist of detritus channels, a comminuter (or macerator), primary sedimentation tank, percolating filters and humus tank.

All sludge produced at the works was air dried on ash drying beds.

A landscaping and grass seeding programme at the works was completed during the year and the resulting layout is very pleasant indeed.

The quality of the final effluent deteriorated slightly in July due to low flows and increased strengths of the sewage flow, but recirculation of the effluent soon improved the quality and it quickly returned to a satisfactory level.

Slacks Valley Sewage Works

Total treatment flow 1964	2,447,487,540 gallons
Average daily flow treated 1964	6,705,445 gallons
Total wet weight of sludge removed in sedimentation tanks	36,800 tons
15.04 tons wet sludge million gallons sewage.	

The Works deal with the domestic sewage and trade effluents from the major part of Oldham, together with the adjoining districts of Lees and Springhead.

The Sewage Works were originally designed to purify the sewage by treatment in sedimentation tanks followed by ash filters. Subsequently, contact beds and percolating filters were installed, the contact beds were discarded as a method of treatment in 1936. The present method of treatment was used for the first time in 1933 and consists of grit channels, screens, sedimentation tanks, diffused air activated sludge tanks, percolating filters and humus tanks. All sludges are treated in sludge digestion tanks followed by drying beds and lagoons, the methane gas produced during digestion being used for water and space heating around the works.

The performance of the grit channels following the installation of a new grit dredger during the year was much improved, significantly less grit being carried forward to the sedimentation tanks than previously. Preparatory work is in progress on the installation of new screens, which are to be mounted upstream of the grit channels.

The sedimentation tanks although of old design and manually cleaned, have given satisfactory removal of settleable solids. In warm weather bleaching powder was used to keep odours in check during desludging operations.

The activated sludge plant's performance deteriorated somewhat during spells of warm dry weather, due to the low air available from the compressors but in the main functioned satisfactorily. The air tiles in the aeration units were taken out and cleaned twice during the year in order to make the best possible use of the air available. Drip feed addition of an anti-foam oil to the surface of the units kept the foam due to synthetic detergents at a low level during the year.

During the Spring and Summer the percolating filters were treated thoroughly with insecticides in order to control fly nuisance, each filter was treated thoroughly on the surface and the filter walls were also sprayed at least once per fortnight.

Final effluents leaving the purification plant were on the average satisfactory throughout the year. All samples of effluent taken by the Mersey River Board Inspectors were classed as satisfactory.

Sludge digestion and methane gas production continued at a normal level throughout the year.

During the summer months particularly, trespassing and vandalism was a source of trouble on the works. Approval has been given for the construction of a strong fence around the works and it is hoped that this will eliminate this trouble in the future."

PUBLIC CLEANSING

The Director of Public Cleansing (Mr. G. H. Cooper) has kindly supplied the following particulars relating to the year 1964.

"Refuse Collection and Disposal"

With the exception of the various blocks of flats throughout the town where bulk storage containers are used and a section of the Fitton Hill Extension Housing Estate where a "pilot" scheme using paper sacks is in operation, all domestic refuse was temporarily stored in B. S. S. dustbins, prior to weekly collection by motor vehicles, and, along with trade and industrial wastes, disposed of by means of controlled tipping at the Corporation's site, Roundthorn.

Summary of Work Done

Number of dustbins	44,600
Number of bulk refuse storage containers in use	63
Number of paper sack holders fitted	567
Number of emptyings of domestic receptacles	2,351,960
Household refuse collected	32,824 tons
Shop refuse collected	5,827 tons
Trade refuse delivered	2,160 tons
Total tonnage of refuse dealt with by controlled tipping	40,811

Dustbin Provision Scheme

A dustbin supply scheme, chargeable to the rates, was adopted by the Corporation in June, 1950, and from that date and up to the 31st December, 1964, 58,457 B.S.S. dustbins have been supplied, 2,400 of them during the year under review, also 63 bulk refuse storage containers, 24 of them during the year under review, and 567 paper sack holders.

Salvage

1,283 tons of salvage were collected and sold, realising £8,943. An analysis of these figures is set out below:—

Commodity	Weight Tons	Revenue £
Paper	796	6,048
Scrap Metals	214	1,260
Raw kitchen waste	273	1,635

Pail Closets

Unfortunately there are still 155 pail closets in the Borough. Conversions to the fresh water system at all the properties involved have been deferred until certain civil engineering difficulties have been overcome.

Summary of Work Done

Number of pail closet emptyings	8,112
Number of loads of pail contents treated	78

Waste Water Closets

A scheme by which an allowance of 50% of an approved estimate is granted to owners of houses where a waste water closet has been converted to a fresh water closet, was inaugurated by the Corporation in December, 1951, and since that date and up to 31st December, 1964, 9,475 such conversions have been carried out, 650 during the year under review.

Summary of Work Done

Blockages cleared (W.W.C.'s)	2,324
Drains cleared	63
Drains found blocked, requiring excavating	81
Tippers found not working and re-adjusted	30
Tippers, fittings, etc., found broken	247
New tippers, fittings, etc. fixed	175
Visits paid flushing latrines, etc.	5,760

The total number and type of closets in the Borough at the end of the year were as follows:—

Fresh water closets	31,777
Waste water closets	13,453
Latrines (houses)	137
Latrines (mills)	133
Pail closets	155

Street Cleansing

The 223 miles of streets and passages in the Borough were cleansed as follows:—

Daily	27 miles
Twice weekly	29 miles
Once weekly	111 miles
Less than once weekly	56 miles
Mileage of streets cleansed (exclusive of footpaths)	19,452

Gully Cleansing

Number of gullies in the Borough	20,250
Number of cleansings	37,164"

SWIMMING BATHS AND POOLS

The General Superintendent of Baths and Wash-Houses (Mr. C. Murray) has kindly supplied the following particulars:—

"During the year ending 31st December, 1964, the water in the whole of the Corporation Swimming Baths has been maintained in accordance with the Ministry of Health requirements.

Seven swimming pools contained in six establishments are incorporated in the department. The water used for initial filling, and regular weekly or bi-weekly replacement following filter cleansing is drawn from town's main from the Corporation's domestic supply reservoirs.

Filtration is carried out by modern sand pressure filters, capable of dealing with the whole of the swimming pool water in three to four hours. The neutralising of nitrogenous matter in solution is achieved by the use of Sulphate of Alumina as a coagulant, aided by the continuous addition of the correct amount of Sodium Carbonate to maintain the alkalinity within the range pH 7.2—7.6, to ensure correct filter precipitation.

Efficient sterilisation is carried out by the continuous application of chlorine by means of modern chlorinating equipment now installed at all establishments.

Samples of the swimming pool waters are taken at various intervals for the purpose of bacteriological examination and the reports have been satisfactory.

The dressing cubicles are disposed around the swimming pools and the cubicle floors, bath surrounds and appurtenances are regularly cleansed and sterilised with a solution of sodium hypochlorite.

It is gratifying to note that the slipper bath facilities provided are very extensively used by the many Commonwealth immigrants residing in the town.

Smoke Emission

I am pleased to be able to inform you that the whole of the boiler plants at the various establishments in the Baths and Wash-Houses department are now operating within the requirements of the Clean Air Act, as follows.

- (a) The Lowermoor, Glodwick and Hathershaw establishments are using coke as smokeless fuel.
- (b) The boiler plants at the Central, Hollinwood and Waterhead establishments are now equipped with modern mechanical stokers to enable coal to be used as boiler fuel, these stokers being approved appliances under the Clean Air Act.
- (c) The new Slipper Bath and Laundry establishment at Robin Hill is powered by a fully automatic oil-fired boiler.

New Central Baths

In the town building development programme the erection of a new Central Baths is considered by the members of the Markets and Baths Committee and the Town Council to be an essential priority. A building site has been allocated for this purpose, and the planning of this project will be completed as early as practicable to enable the scheme to be submitted to the Council for approval and eventual submission to the Ministry of Housing and Local Government.

The existing Central Baths, now one of the oldest bathing establishments in the country, whilst still serving a very useful purpose is now thoroughly obsolete and expensive to maintain. Over the past 60 years the townspeople have enjoyed swimming and private bath facilities second to none pro rata to population, but it is considered inevitable that the provision of a new and costly establishment must result in contraction of these facilities to a degree yet to be determined but governed by the redundancy of old establishments as they become beyond economic repair.

The proposed new Central Baths, subject to the approval of the Town Council and the Ministry of Housing and Local Government will comprise a main pool 110 feet x 49 feet, a learner's pool 60 feet x 40 feet, a separate diving pool, slipper baths, café, turkish baths, oil-fired boilers, filtration and sterilisation plant, and the usual general amenities.

The sketch plans have been prepared by the Borough Architect and are to be submitted to the Ministry forthwith and a decision regarding the provision of this new establishment is anticipated in the very near future."

ENVIRONMENTAL HEALTH SERVICES

I am indebted to Mr. H. V. Cass, Chief Public Health Inspector, for the following report:—

"To the Medical Officer of Health,

Sir,

I have pleasure in submitting my report for the year 1964.

Staff

The revised establishment of Public Health Inspectors approved in 1963 was ineffectual in the recruitment of staff to fill vacancies in the Department. There were three vacant posts of Public Health Inspector throughout the year and we were unable to fill the newly created posts of Technical Assistant.

The Health Committee requested an increase in the establishment by two Public Health Inspectors to cover the additional responsibilities of the Department under the Offices, Shops and Railway Premises Act. It is to be deplored that the Establishment Committee only allowed an increase of one Inspector and even this vacancy was not filled. The continuing depletion in the number of Public Health Inspectors in post is one of serious concern which inevitably has adverse effects on the fulfilment of the statutory responsibilities of the Department.

I am pleased to report that Mr. I. G. Taylor and Mr. M. Bithell obtained the Certificate of the Royal Society of Health for Meat and Other Foods.

Pupils

It is regrettable that the excellent scheme for the practical training of Pupil Public Health Inspectors has not resulted in any marked permanent influence on our staffing problem. Most of the newly qualified inspectors leave after a short period of service to take up appointments with other local authorities offering better amenities and financial rewards, and, where the environment is more attractive and the work less arduous.

Slum Clearance

The five year programme for the period 1st January, 1961 to 31st December, 1965, provided for the representation of 3,250 houses. Up to the end of the year 2,574 houses had been represented, leaving 676 to be represented during 1965 and there is little doubt that the programme figure will be considerably exceeded.

Control of Atmospheric Pollution

In connection with air pollution the chart on page 141 illustrates the steady but marked progress in the reduction of smoke and sulphur dioxide since the introduction of the Clean Air Act. Whilst the progress made in our smoke control area appears slow, it is the most practicable within staffing and financial limitations and the ability of the building industry in the fixing of new appliances.

The Garden Suburb Smoke Control Order confirmed in September will become operative on the 1st July, 1965. This gives a coverage by the Borough's six Smoke Control Orders of 1,543 acres—24% of the total acreage of the Borough.

Offices and Shops

The Offices, Shops and Railway Premises Act, 1963, came into operation and at the end of the year 1,052 premises had been registered. The detailed mandatory inspections of premises with their correlated duties is seriously overburdening the existing staff.

In conclusion, I wish to tender to yourself and the members of the staff my sincere thanks for the willing help and co-operation I have received during the year. My thanks are also due to the Chairmen and Members of the Health and Housing and Corporate Property Committees for the consideration shown throughout the year.

Yours respectfully,

HAROLD V. CASS,

CHIEF PUBLIC HEALTH INSPECTOR."

Summary of Visits Carried Out by Public Health Inspectors

During the year 22,892 visits and 1,026 re-visits were made by the Public Health Inspectors in connection with inspections under the various Acts:—

Inspections	Visits	Re-Visits	Total
Accumulations	256	39	295
Air Raid Shelters	40	1	41
Animal Boarding Establishments	10	—	10
Atmospheric Pollution Measurement ...	2,849	—	2,849
Brokers' Licence	2	—	2
Clean Air—Interviews	152	—	152
Smoke Observations	66	—	66
Inspection of Steam			
Raising Plants	18	—	18
Closets—Water	177	46	223
Waste Water	408	136	544
Pail	4	7	11
Common Lodging Houses	15	3	18
Diseases of Animals Acts and Orders ...	57	—	57
Disinfection	11	—	11
Drainage—Choked	604	131	735
Work in Progress	223	18	241
Drain Tests	282	59	341
Public Sewers	231	38	269
Entertainment Houses	8	7	15
Exhumations	76	—	76
Factories—Mechanical	38	11	49
Non-Mechanical	5	—	5
Fertilisers & Feeding Stuffs	6	—	6
Houses Let-in-Lodgings and			
Multiple Occupation	66	4	70
Housing Certificates of Disrepair	57	14	71
House Purchase	368	—	368
Improvement Grants	41	—	41
Interviews	1,003	1	1,004
Investigation of Nuisance	473	73	546
Keeping of Animals and Birds	9	—	9
Landlord and Tenant Act	1	—	1
Licensed Premises	10	—	10
Litter	2	—	2
Marine Stores	15	1	16
Mortgage Advance	187	—	187
Noise Abatement	54	9	63
Offensive Trades	15	1	16
Offices, Shops and Railway			
Premises Act	264	—	264
Oldham Corporation Act	12	4	16
Outworkers	11	3	14
Overcrowding	18	—	18
Pet Animals Act	25	—	25
Prevention of Damage by Pests			
Act, 1949	292	31	323

Inspections	Visits	Re-Visits	Total
Rag Flock Act	4	—	4
Smoke Control Areas—Dwellings	1,957	—	1,957
Other Premises	74	—	74
Mobile Exhibitions	13	—	13
Poster Sites ...	140	—	140
Shops Act	7	1	8
Tents, Vans, Sheds	125	51	176
Vermin	129	7	136
Water Supply	335	27	362
Water Courses and Streams	26	—	26
Yards and Courts	3	—	3
Miscellaneous	1,944	5	1,949
Ineffective Visits	4,872	85	4,957

Food Premises

Bakehouses—Mechanical	108	42	150
Non-Mechanical	3	15	18
Egg Pasteurisation Plant	26	—	26
Food and Drugs	450	14	464
Food Hygiene Regulations—Meat Shops	193	26	219
Restaurants and Cafes	158	39	197
Fishmongers	15	2	17
Grocers	171	14	185
Stalls and Markets	257	—	257
Fish and Chip Shops	74	16	90
Mobile Food Shops	3	—	3
Others	53	—	53
Milk—Dairies and Milkshops	53	—	53
Dealers and Distributors	36	—	36
Registration—Ice Cream Premises	10	—	10

Inspections

School Kitchens—Meat	143	—	143
Slaughterhouses	495	—	495
Inquiries—Infectious Diseases	77	16	93
Food Poisoning	143	29	172
Dysentery	17	—	17
Typhoid Contacts	25	—	25
Corned Beef	2,292	—	2,292
	22,892	1,026	23,918

Summary of Action Taken and Work Done

Cases reported to Committee	1,211
Complaints received	2,722
Matters referred to other departments	724
Letters to owners, etc.,	2,502

Offensive Trades

No offensive trades were commenced or discontinued during the year. The following were in operation at the end of the year.

Gut Scrapers	1
Hide and Skin Processing...	1
Tripe Boilers	1
Fat Melters and Extractors	1

There were 15 visits made to these premises. No notices were served in respect of defects.

A new and hygienic method of cleansing transport vehicles was established during the year at the Hide and Skin Depot.

A number of improvements have been undertaken at the premises of the tripe boiler. A mechanical ventilation system has been installed; the roof of the building has been renewed, the inside ceiling lowered, the walls cement rendered and the yard surface concreted.

Marine Stores

No new marine stores were established during the year and none discontinued. At the end of the year there were 6 known marine stores in the Borough.

Common Lodging Houses

No new registrations were made and no registration was cancelled. At the end of the year, one common lodging house with accommodation for 8 men, was registered. The condition of the property is good; during the year 18 visits were made. No premises are registered for the accommodation of women.

Bakehouses

A detailed survey of the bakehouses in the Borough was undertaken during the year. This revealed that there are 120 bakehouses and whilst the majority of these satisfied the requirements of the law, in certain instances it was necessary to draw the attention of the proprietors to the existence of unsatisfactory conditions. These were subsequently remedied without recourse to further action.

One basement bakehouse remains in use, the Council renewed the certificate permitting its use for a further period of 5 years from the 1st October, 1964.

There were 109 visits made to bakehouses.

Contravention of the Public Health Act, 1936

(Sections 92, 93 and 94)

Legal proceedings were instituted against a local property owner. The defendant was fined £3 0s. 0d. plus 3 guineas costs.

Legal proceedings were also instituted against a local estate agent in respect of six houses. The Court ordered that the work—

on one house must be carried out within 7 days;

on another within 28 days; and

on three other houses within 3 months.

In the case of the remaining house the work had been effected after the service of the summons. The Corporation was awarded 3 guineas costs.

Noise Abatement Act, 1960

The number of complaints of noise nuisance has increased steadily each succeeding year since the introduction of this Act. Several complaints were received during the year necessitating a total of 63 visits, many of which were made outside normal working hours.

Some of the complaints were unsubstantiated, others were soon remedied by co-operation with the officers of the Department. Details of six of the more unusual cases are set out below.

- (1) Noise from a motor driven asphaltting machine operating on a re-development site. Investigations revealed that the machine was being used during the greater part of the night on the preparation of work for the following day. It was not practicable to re-site the machine in the immediate vicinity. The problem was resolved by the owners arranging for the removal of the machine to an open site for night work.
- (2) Noise from electrically driven motors sited on the roof of a local factory. Following discussions with the management the nuisance was controlled by the application of cushioning pads, flexible couplings, silencers to the motors and by attention to brick work on the ventilating shaft.
- (3) Noise from a guard dog accommodated in industrial premises adjacent to dwellings. On investigation it was found that private action was already being taken by several of the nearby residents which culminated in the owner of the dog being fined and directed by the Magistrate to exercise more control over the animal. No further complaint was received.
- (4) Noise caused by several youths, apparently car enthusiasts in their endeavours, which frequently went on into the late evening, to repair two old scrap vehicles at the rear of dwellings. Following visits by officers of the Department, no further complaint was received.
- (5) Noise and vibration from a sheet metal works referred for attention in 1963 and under observation throughout the year. Further discussions with the management resulted in planning approval being sought for the erection of buffer walls and screens in an attempt to obviate the nuisance. Visits were still proceeding at the end of the year.
- (6) Noise emanating from an extractor fan, the outlet of which was on the roof of industrial premises at which the management had commenced to operate a night shift. Discussions with the management resulted in the fan being shut off as a temporary expedient between 11 p.m. and 2 a.m. and a retracting of the duct along the roof to a more central point of the premises further from the dwellings. This case was still under observation at the end of the year.

A grant of £3 3s. 0d. was made to the Noise Abatement Society for the financial year 1964/65.

*CLEAN AIR ACT, 1956**ATMOSPHERIC POLLUTION*

It is undoubtedly true that the directors of local industry realising the significance of the Clean Air Act with its economic justification have responded whole-heartedly in this important field of public health. Today the emission of smoke from industrial chimneys is rare; of short duration, and invariably due to lighting up of a furnace or a mechanical breakdown. The attention of the Department is now directed intensively on the principal source of atmospheric pollution "The Domestic Chimney" which is estimated to be responsible for 80 per cent of the pollution in the Borough. This low level emission with little or no satisfactory dispersal is considered to be more detrimental to the health and well being of the community.

Oldham was, and still is, categorised nationally as a "Black Area" but it will be seen from graph on page 141 that there has been a considerable reduction in smoke and sulphur concentrations in the Borough over the past five years.

Prior Approval of Industrial Furnaces

The publication by the Minister of Housing and Local Government of a "Memorandum on Chimney Heights" for the guidance of local authorities has proved invaluable. Adequate chimney heights with industrial boiler plant are essential for proper dispersal of the products of combustion and for keeping ground level concentrations, especially of sulphur, to an acceptable minimum, particularly in view of the varying contours of the Borough.

In 11 cases (involving 21 furnaces) plans and specifications were submitted, together with a request for "prior approval." Following discussions on site and any necessary amendments to the proposals, approval under Section 3 of the Clean Air Act, 1956 was given in all cases.

Details of new plants are as follows:—

Multitubular vertical boiler with underfeed stoker	1
Oil fired package boilers	4
Automatic low ram coking stoker to existing boiler	1
Oil fired air heaters	6
Oil fired boilers	5
Economic boilers with chain grate stokers	3
Incinerator with water trap and gas fired afterburner ...	1

Notification only was received in respect of the installation of one oil firing plant to existing sectional heating boiler.

*Other Nuisances**Burning on Open Land*

Fourteen complaints were received of burning of waste on open land or within industrial premises. All complaints were resolved after visits by officers of the Department.

Regular routine visits were made to all scrap dealers in the Borough with the object of preventing any nuisance arising from the recovery of scrap metal.

Emission of Cotton Waste

Two new rotary filters were fitted to the dust and waste collecting chamber of a local cotton mill effectively controlling the nuisance complained of in 1963.

Pollution by Obnoxious Odours

Two complaints of offensive smells were received. The burning of waste food on heated boilers was found to be responsible. This practice was discontinued after discussions with the persons concerned.

Pollution from Manufacturing Process

A complaint was received of dust emission from low level extraction ducts connected with a manufacturing process. The complaint was remedied by the outlets being raised to a more acceptable position and complete overhaul of the filter screens.

Fumes from Cellulose Spraying

A complaint of fumes arising from a cellulose spraying plant was received from the occupant of a flat, sited over the premises of a car dealer. Recommendations were made to remedy the nuisance by fitting of extraction fans suitably ducted externally to eaves level, together with adequate arrangements for the occlusion of fumes from the flat; these were not accepted and the offender agreed to cease this practice.

Oil Smut Emission

Several complaints of black sooty deposits were received from the inhabitants of a neighbourhood. The source of the nuisance was traced to large industrial premises nearby where it was found that a breakdown in the oil fired boiler plant was affecting the oil/fuel ratio and causing incomplete combustion. The manufacturers of the plant carried out the necessary repairs which remedied the nuisance.

Pollution from Iron Foundries

Regular observations of Cupola furnaces within the Borough have been continued with the object of controlling, as far as possible any emissions from this source. In recent years improvements have been effected to all the furnaces but on occasion smoke nuisance still exists, usually due to oily and greasy scrap. More careful control in procedure has been requested.

Dark Smoke (Permitted Period) Regulations, 1958

During the year twenty smoke observations were taken and in four instances excessive emissions were noted.

Details as follows:—

- (1) Discussions with management resulted in a conversion from bituminous to smokeless fuel.

- (2) Modernisation of machinery by electrification was in progress and it was envisaged by the directors of the company that upon completion new boilers to meet the demand for heating only would be installed.
- (3) Difficulties being met by boiler operative due to a fluctuating load; advised spreading of heating load over a longer period; discussions with employer regarding starting times for firemen with a view to building up the load more gradually with consequent improvement in furnace conditions.
- (4) Emissions from firing of wood waste on a small sectional heating boiler; disposal of waste by other means recommended and agreed by the firm concerned.

Smoke Control Areas

<i>Area</i>	<i>Operative Date</i>
The Oldham No. 1 (Littlemoor Lane Re-Development Area) Smoke Control Order, 1960	1st December, 1961
The Oldham No. 2 (Fitton Hill Extension) Smoke Control Order, 1960	1st November, 1961
The Oldham No. 3 (Holts) Smoke Control Order, 1961	1st July, 1962
The Oldham No. 4 (Alt) Smoke Control Order, 1961	1st December, 1962
The Oldham No. 5 (Bardsley) Smoke Control Order, 1962	1st November, 1963
*The Oldham No. 6 (Garden Suburb) Smoke Control Order, 1964	

* This Order was submitted to the Ministry during the year following re-inspection in accordance with Government Circular 69/63. This allowed only for the guaranteed supply of hard coke and accordingly revised estimates were made for the installation of appliances capable of burning this fuel.

The area was reduced in size owing to financial implications and was confirmed by the Minister of Housing and Local Government on the 4th September, 1964, to operate from 1st July, 1965.

The area covers approximately 196 acres and is mainly residential in character, but with some industry.

Works of adaptation were commenced by some of the occupants of the area and were proceeding steadily by the end of the year.

Exhibition arrangements had been made (with the permission of the Garden Suburb Tenants' Association) for the loan of the pavilion in the area in early January, 1965.

Our thanks are due to The Coal Utilisation Council for the Mobile Exhibition held in the area for a period of one week in December. This was well attended and much appreciated.

Work proceeded on the detailed inspection of the Nos. 7 and 8 Areas and it is envisaged that these two Orders will be submitted to the Ministry in 1965.

Analysis of Smoke Control Areas

AREA	No. 1	No. 2	No. 3	No. 4	No. 5	No. 6	TOTAL
Acreage	39.38	112	518	205	472	196.57	1,542.95
Private Dwellings	207	47	67	61	238	661	1,281
Local Authority Dwellings	530	883	1,008	537	52	45	3,055
Commercial Premises	11	3	10	3	7	33	67
Industrial Premises	3	1	—	—	5	3	12
Others	1	5	2	2	14	1	25
Total Premises	752	939	1,087	603	316	743	4,440
Date submitted to Ministry	3-8-60	3-8-60	15-5-61	17-1-62	18-12-62	8-6-64	
Objections received	3	—	49	—	—	—	52
Objections withdrawn	1	—	49	—	—	—	50
Date of Public Inquiry	25-1-61	—	—	—	—	—	
Date of Confirmation	18-5-61	28-4-61	26-10-61	8-5-62	26-4-63	4-9-64	
Date of Operation	1-12-61	1-11-61	1-7-62	1-12-62	1-11-63	1-7-65	

Estimated and Final Costs involved in Smoke Control Areas
Nos. 1-5 (inclusive)

Smoke Control Order No.	Approved Estimate	Final Costs	
		Cost	Percentage
1	£3,900 0 0	£2,855 4 2	73%
2	£900 0 0	£655 14 1	73%
3	£2,743 4 9	£1,692 7 1	62%
4	£1,497 0 0	£830 13 10	56%
5	£8,045 0 0	£4,599 4 7	57%

The increased differentials between the estimated and final costs in respect of Orders Nos. 3, 4 and 5 are mainly due to some owner occupiers not adapting or connecting appliances in accordance with the local authority schedule; by adapting appliances outside the prescribed period; installing portable appliances and/or claiming exemption for ignition purposes.

Furthermore in all the areas covered so far very few claims have been made for re-decoration costs where disturbance has been caused.

General

During the year 3,041 visits were made to dwellings within confirmed or proposed smoke control areas. These visits incorporate detailed surveys, works of adaptation, advice on choice of appliances and demonstrations on the proper use of smokeless fuels.

In addition 217 visits were made to contractors; industrial, commercial and other premises 187 of which were for interviews and discussions with technical representatives, directors of industrial concerns, and for inspection of steam raising plants.

Extensive publicity on the effects of atmospheric pollution has been given during the year through the medium of propaganda by lectures and the showing of films, slides etc. to local organisations and by the distribution of supporting material.

Investigation and Measurement of Atmospheric Pollution

The measurement of smoke and S.O₂ was carried out by the use of volumetric apparatus sited at the following positions throughout the Borough:—

Fitton Hill Secondary Modern School

Derker " " "

Hollinwood " " "

Henshaw's " " "

Clarksfield " " "

Henshaw's Secondary Modern School Annexe, Robin Hill

Limeside Clinic

Stationery Department, Ascroft Street

The volumetric apparatuses at Fitton Hill and Derker are operated by the scholars, under the supervision of the science master, the remainder are operated by the staff of the Department.

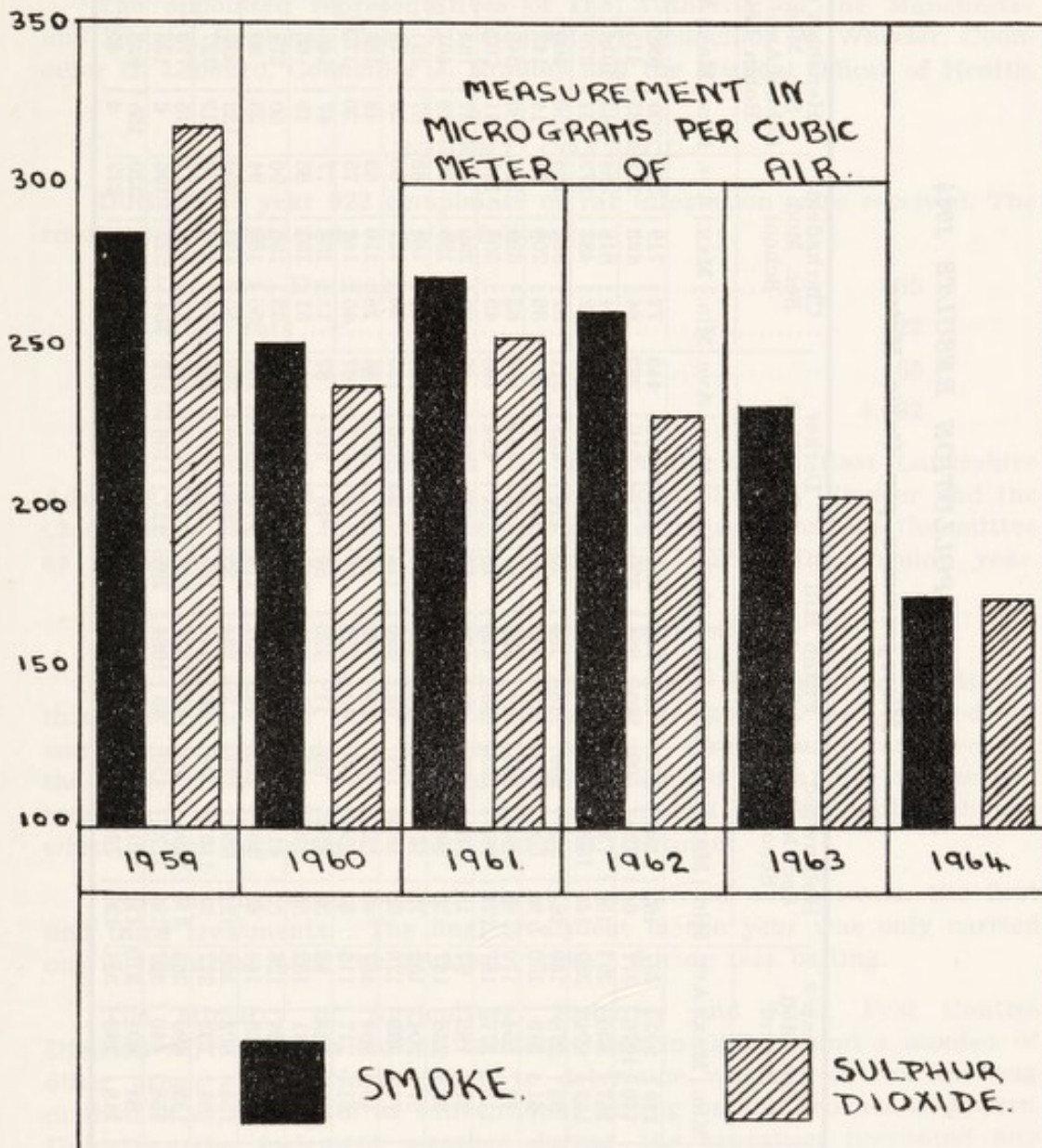
The analyses obtained from the instruments are published in the Atmospheric Pollution Bulletin of the Department of Scientific and Industrial Research and are shown in the accompanying tables.

Co-operation with Voluntary Organisations

The following contributions were made to voluntary bodies during the year:—

National Society for Clean Air	£26	5s.	0d.
Manchester & District Regional Clean Air Council	£2	2s.	0d.
Standing Conference of Co-operating Bodies of the Investigation of Atmospheric Pollution	£5	5s.	0d.
Combustion Engineering Association	£15	0s.	0d.
Clean Air Information Service	£10	10s.	0d.

DECREASE IN ATMOSPHERIC POLLUTION.

OLDHAM
1959 - 1964.

ATMOSPHERIC POLLUTION RESULTS 1964
Microgrammes per Cubic Metre

STATION	Henshaw's Sec. Mod. School			Hollinwood Sec. Mod. School			Fitton Hill Sec. Mod. School			Derker Sec. Mod. School			Clarksfield Sec. Mod. School			Henshaw's School Annexe, Robin Hill			Stationary Dept., Ascroft Street			Limeside Clinic		
	Min.	Max.	Ave.	Min.	Max.	Ave.	Min.	Max.	Ave.	Min.	Max.	Ave.	Min.	Max.	Ave.	Min.	Max.	Ave.	Min.	Max.	Ave.	Min.	Max.	Ave.
JAN.	119	993	397	162	1198	574	71	743	280	148	907	443	72	719	366	209	888	449	150	951	427	125	1226	473
	110	1076	377	64	1329	509	140	854	330	72	918	282	84	423	173	33	415	108	51	283	100	190	889	427
FEB.	157	830	293	150	733	350	37	893	177	154	1012	343	44	818	234	143	1014	350	64	942	302	70	975	228
	142	694	280	144	1398	446	60	791	230	109	576	256	82	483	172	31	279	130	20	391	135	225	816	370
MARCH	93	378	150	181	518	299	18	155	75	116	435	211	52	362	126	150	405	24	64	375	165	160	314	275
	61	319	190	94	505	261	27	142	78	118	294	161	36	208	91	14	147	81	12	148	80	134	427	216
APRIL	72	254	170	84	493	225	19	326	87	55	464	178	63	339	143	100	546	210	51	396	154	51	452	165
	115	377	187	121	665	249	69	426	18	31	484	168	49	304	110	31	202	91	46	191	83	131	605	245
MAY	37	182	97	18	116	83	22	136	56	35	182	89	22	290	87	67	193	130	33	141	78	46	170	99
	85	228	147	38	290	185	29	146	59	57	151	102	46	135	80	28	101	54	26	103	55	89	258	144
JUNE	57	204	102	73	151	100	33	129	63	56	225	113	27	184	85	67	191	126	46	200	111	62	204	110
	71	235	126	63	192	124	52	280	112	75	186	125	36	127	80	24	79	41	19	110	61	79	199	140
JULY	49	964	487	40	133	67	23	78	34	41	188	84	28	110	63	48	155	88	29	112	594	46	137	83
	61	217	115	51	250	130	40	131	95	62	171	107	45	142	75	20	170	40	26	118	619	81	202	124
AUG.	39	163	83	34	378	96	11	125	59	40	217	87	11	157	77	47	145	88	17	175	66	16	204	71
	85	191	132	58	239	127	60	249	127	50	239	144	51	152	88	19	65	35	19	113	52	27	202	110
SEPT.	32	365	126	52	415	126	9	330	78	45	331	128	33	196	90	50	375	134	20	315	103	32	232	86
	62	325	144	63	305	152	94	651	170	70	341	161	50	182	94	25	89	54	16	157	63	48	245	139
OCT.	154	603	258	121	586	121	3	284	85	84	749	292	50	480	200	133	892	310	57	338	147	87	624	430
	89	733	277	98	1101	98	36	446	158	91	990	293	63	312	173	12	127	48	25	180	77	113	542	298
NOV.	133	480	265	113	2895	506	43	1377	214	112	706	302	83	439	271	115	773	322	49	1253	266	131	442	296
	158	440	327	198	1777	420	85	1084	295	117	106	317	104	527	196	6	133	49	34	270	95	178	509	294
DEC.	84	691	310	113	1701	560	22	261	132	70	786	283	93	650	320	155	923	424	4	892	200	119	795	334
	148	148	341	127	736	432	100	472	240	155	707	364	63	353	212	4	49	25	9	96	96	974	79	409

The Medical Officer of Health and the Chief Public Health Inspector represent the Authority at the Standing Conference of Co-operating Bodies for the Investigation of Atmospheric Pollution.

The Chairman of the Health Committee, Alderman F. Baxter; the Deputy Chairman, Councillor W. Wheeler and the Chief Public Health Inspector, represent the Authority on the National Society for Clean Air (North West Division); the Chief Public Health Inspector is also a member of the Executive Council and the Divisional Council, and serves on the Technical Committee of this body.

The appointed representatives of the Authority on the Manchester and District Regional Clean Air Council are Councillor W. Wheeler, Councillor G. Leonard, Councillor J. Bradley and the Medical Officer of Health.

RODENT CONTROL

During the year 922 complaints of rat infestation were received. The results of investigations were as follows:—

Defective Drainage	235
Stray rats	222
Mice	465
Re-visits	1,432

The Borough is included in the area of the South East Lancashire Advisory Committee for Rodent Control; Councillor W. Wheeler and the Chief Public Health Inspector were nominated to serve on this Committee as representatives of the Health Committee during the ensuing year.

Sewer Maintenance Treatments

The treatment of sewers by direct poison baiting was continued throughout the year and three maintenance treatments were carried out using fluoroacetamide at a strength of 2%. Bread rusk was used for the first treatment with Paranitrophenol, soaked wheat for the second treatment which follows a test bait, and pinhead oatmeal with technical white oil and sugar for the third and final treatment.

Test baiting using soaked wheat was carried out between the first and third treatments. The final treatment in the year was only carried out in the areas with the greatest "take" during test baiting.

The Ministry of Agriculture, Fisheries and Food, Pest Control Division carried out a baiting technique test in Oldham and a number of other areas in the North West, to determine whether or not the bag method is as successful as conventional baiting on the benches in sewers. Unfortunately, inclement weather during the operation prevented any conclusive evidence. It did, however, reveal that the bag method is definitely better for local conditions.

The number of treatments and tests during the year are given in the following tables with comparative figures for test baiting covering the years 1961 to 1964.

	Fluoroacetamide Treatment			
	1st	Test	2nd	3rd
No of manholes	4,378	Bait	4,378	4,378
No. of manholes baited	3,803	Only	3,037	1,048

	Test Baiting			
	1961	1962	1963	1964
No of manholes treated	463	524	538	2,735
No showing no 'take' and/or not recorded	372	417	404	1,689
No. showing 'take'	64	37	101	1,046

FACTORIES ACTS

It was again not possible to undertake routine visits to factories during the year and visits were only made on receipt of a complaint.

In accordance with Section 153 of the Factories Act, 1961, the following particulars under Part I and Part VIII of the Act are submitted:—

PART I OF THE ACT

I.—INSPECTIONS for purposes of provisions as to health (including inspections made by Public Health Inspectors).

Premises (1)	Number on Register (2)	Number of		
		Inspection (3)	Written notices (4)	Occupiers prosecuted (5)
(i) Factories in which Sections 1, 2, 3, 4 and 6 are to be enforced by Local Authorities ...	N.Mech 45	5
(ii) Factories not included in (i) in which Section 7 is enforced by the Local Authority ...	Mech. 564	38	informal 9 formal 1	...
(iii) Other Premises in which Section 7 is enforced by the Local Authority (excluding out-workers premises)
TOTAL ...	609	43	10	...

II.—Cases in which defects were found.

Particulars (1)	Number of cases in which defects were found				Number of cases in which prosecution were instituted (6)
	Found (2)	Remedied (3)	To H.M. Inspector (4)	By H.M. Inspector (5)	
Want of cleanliness (S.1)	1	...
Overcrowding (S.2)
Unreasonable temperature (S.3)
Inadequate ventilation (S.4) ...	4	4
Ineffective drainage of floors (S.6)	2	2
Sanitary Conveniences (S.7)					
(a) Insufficient
(b) Unsuitable or defective ...	3	3	...	4	...
(c) Not separate for sexes
Other offences against the Act (not including offences relating to Outwork) ...	1	1
TOTAL ...	10	10	...	5	...

In the cases where defects were found by H.M. Inspector of Factories, the necessary action was taken.

PART VIII OF THE ACT

Outwork

Nature of Work (1)	Section 133			Section 134		
	No. of out-workers in August list required by Section 133(1) (c) (2)	No. of cases of default in sending lists to the Council (3)	No. of prosecutions for failure to supply lists (4)	No. of instances of work in un-wholesome premises (5)	Notices Served (6)	Prosecutions (7)
Wearing apparel \ Making etc.	13 (2 lists)	—	—	—	—	—

Offices, Shops and Railway Premises Act, 1963

This Act deals generally with the safety, health and welfare of employees in addition to matters relating to structural and fire precautions. The Public Health Inspectors' Section of the Department is responsible for the analogous matters referred to in the Act so far as the enforcement of the Act is the responsibility of the Authority and not that of H.M. Inspector of Factories, but with the exception of the provisions relating to structural and other fire precautions.

Certain sections of the Act, including the requirement to register premises, were brought into force on 1st May, 1964; on and after this date under Section 49, employers of, or anyone intending to employ, people in offices, shops or railway premises are required to notify, on a prescribed form, the appropriate authority responsible for enforcing the Act.

The main provisions of the Act became operative on 1st August, 1964. The responsibilities of the Department include supervision of cleanliness, overcrowding, temperature, ventilation, lighting, sanitary conveniences, washing facilities, drinking water, accommodation for clothing, seating arrangements, eating facilities, dangerous machinery and first aid provisions in offices and shops.

Inspection of Premises: General inspections of all types of premises registered have to be made by authorised officers of the appropriate inspectorate.

Notification of Accidents: Employers are required to notify the enforcing authority forthwith of any accident occurring in their premises. The Department is responsible for conducting investigations to ascertain the causes of accidents, and for the completion of relevant reports which are forwarded to the Superintendent Factory Inspector for transmission to the Ministry of Labour.

Two minor accidents were reported and investigated during 1964. It was not necessary to take action in either of these cases.

At the end of the year the following premises had been registered:—

Offices	267
Retail Shops	569
Wholesale shop warehouses	36
Catering establishments	178
Fuel storage depots	2

A total of 9,372 persons were employed in the various establishments.

Pet Animals Act, 1951

The Chief Public Health Inspector and a Deputy Chief Public Health Inspector are the appointed authorised officers for the purposes of inspection.

At the end of the year 8 premises were licensed and 25 visits had been made. All the premises were found to be kept in a satisfactory condition.

Animal Boarding Establishments Act, 1963

The Animal Boarding Establishments Act, which came into operation on the 1st January, 1964, requires all boarding establishments for animals to be licensed. The Chief Public Health Inspector and a Deputy Chief Public Health Inspector were appointed authorised officers for the purposes of inspection. One application for licence was received and granted during the year.

Diseases of Animals Acts

The Chief Public Health Inspector is the Authorised Inspector under the Diseases of Animals Acts.

Swine Fever

Oldham was included in the Swine Fever (Infected Areas) Special Order No. 42, 1964, which came into operation on the 31st August. This Order was made to reduce the risk of the further spread of the disease in the area. The Order prohibited the movement of swine into, out of, and within the area except under licence and also prohibited the holding of store markets. The restrictions were withdrawn on the 17th October. There were 32 licences granted for the movement of swine.

Fowl Pest

At the beginning of the year Oldham was included in the Fowl Pest (Infected Areas) Special Order No. 11, 1963, which came into operation on the 24th October, 1963. The Order which restricted the movement and marketing of poultry was revoked on the 12th June. There were 434 licences issued for the movement of fowl.

Three outbreaks of fowl pest occurred at farms within the Borough. The necessary action was taken in collaboration with Officers of the Ministry of Agriculture, Fisheries and Food.

Diseases of Animals (Waste Foods) Order, 1957

At the beginning of the year 9 premises were licensed for the operation of plant and equipment. One new licence was granted bringing the total of licensed premises at the end of the year to 10.

Fertilizers and Feeding Stuffs Act, 1926

There were 12 samples of feeding stuffs sent for examination. The following samples were reported as "Not in accordance with the Statutory Statements."

Sow and Weaner Meal

Sample contained 1.0 per cent. less oil than was declared in the statutory statement.

Intensive Lavers Mash/Pellets

Sample contained 1.5 per cent. less oil than was declared in the statutory statement.

The manufacturer of both samples stated that the low oil levels were due to the decrease in the use of cod liver oil during the summer months to prevent rancidity, and, synthetic vitamins being used. The firm apologised for failing to change the labels at the time the alterations were made.

Hybrid Intensive and Hen Battery Mash

Sample contained 2.6 per cent. less protein than was declared in the statutory statement. The same manufacturer stated that this deficiency was caused by the use of synthetic amino acids to replace vegetable protein which was in short supply. The firm apologised for failing to change the labels at the time the alterations were made.

Six visits were made to the premises.

Rag Flock and Other Filling Materials Act, 1951

No new premises were registered or licensed during the year.

Details of the registered premises throughout the year:—

(a) for manufacture of bedding	2
(b) for upholstering	3

Four visits were made to these premises.

There were 6 samples of rag flock and other filling materials taken during the year and all conformed to the requirements of the Act.

HOUSING

The following are details of the returns of demolition, closing and repair of houses under the Housing and Public Health Acts, made to the Ministry of Housing and Local Government.

1. *Inspection of Dwellinghouses During the Year.*

(1) (a) Total number of dwelling-houses inspected for housing defects (under Public Health or Housing Acts)	3,439
(b) Number of inspections made for the purpose	5,814
(2) (a) Number of dwelling-houses (included under sub-heading (1) above), which are inspected and recorded under the Housing Consolidated Regulations, 1925	3,536
(b) Number of inspections made for this purpose	3,815

2. *Remedy of Defects During the Year Without Service of Formal Notices*

Number of defective dwelling-houses rendered fit in consequence of informal action by the Local Authority or their officers ...	746
---	-----

3. *Action Under Statutory Powers During the Year*

(A) PROCEEDINGS UNDER SECTIONS 9, 10 AND 12 OF THE HOUSING ACT, 1957.

(1) Number of dwelling-houses in respect of which notices were served requiring repairs	28
(2) Number of dwelling-houses which were rendered fit after service of formal notices:	
(a) By Owners	27
(b) By Local Authority in default of owners	4

(B) PROCEEDINGS UNDER PUBLIC HEALTH ACTS.

(1) Number of dwelling-houses in respect of which notices were served requiring defects to be remedied	277
(2) Number of dwelling-houses in which defects were remedied after service of formal notices:	
(a) By owners	263
(b) By Local Authority in default of owners	85

(C) PROCEEDINGS UNDER SECTIONS 16 AND 23 OF THE HOUSING ACT, 1957.

- (1) Number of dwelling-houses in respect of which Demolition Orders were made 49
- (2) Number of dwelling-houses demolished in pursuance of Demolition Orders 47

(D) PROCEEDINGS UNDER SECTION 18 OF THE HOUSING ACT, 1957.

- (1) Number of separate tenements or underground rooms in respect of which Closing Orders were made Nil
- (2) Number of separate tenements or underground rooms in respect of which Closing Orders were determined the tenement or room having been rendered fit Nil

SLUM CLEARANCE

Programme

The Slum Clearance Programme for the period 1961 to 1965 was submitted to the Ministry of Housing and Local Government in 1960 and provided for the demolition of 3,250 houses by the 31st December, 1965.

The following is a summary of the houses represented and demolished during the years 1943 to 1964.

Year	Representations			Houses Demolished					Totals
	Individual Unfit Houses	In Clearance Areas	Fit Houses in Compulsory Purchase Orders	Individual Unfit Houses	In Clearance Areas	Fit Houses in Compulsory Purchase Orders	Voluntary by Owners	Temporary (Prefabricated)	
1943/59	1,032	721	120	927	160	8	240	—	1,335
1960	89	196	14	49	371	59	30	—	500
1961	18	393	32	79	97	18	17	217	428
1962	58	1,134	58	33	216	41	10	112	417
1963	21	671	14	35	276	15	23	1	350
1964	50	164	11	47	878	27	49	—	1,001
Totals	1,268	3,282	249	1,166	1,998	168	369	330	4,031

Individual Unfit Houses

There were 50 houses represented. Demolition Orders were made in respect of 49 houses. This involved the displacement of 29 families totalling 75 persons.

In one case the making of a Demolition Order was deferred.

Summary of Individual Unfit Houses

(a) Represented During the Years 1943-1964

(b) Persons rehoused

(a) Houses Represented

Year	Houses Represented	Representations not accepted nor deferred	Demolition Orders made	Undertakings accepted	Closing Orders made	Houses Demolished	Houses awaiting demolition
1943	12	—	12	—	—	12	—
1944	11	—	11	—	—	11	—
1945	20	—	20	—	—	20	—
1946	37	—	37	—	—	37	—
1947	48	—	48	—	—	48	—
1948	40	—	39	1(1)	—	40	—
1949	14	—	14	—	—	14	—
1950	14	—	8	6(6)	—	14	—
1951	11	—	11	—	—	11	—
1952	7	—	7	—	—	7	—
1953	20	1	4	—	—	19(15)	—
1954	88	—	76	3	9(1)	77	—
1955	200	—	172*	16(7)	12(3)	180	1
1956	216	1(1)	205	—	10(4)	210	—
1957	182	—	177	—	5(2)	179	—
1958	75	—	69	5	—	70(1)	—
1959	37	—	33	—	4(1)	34	—
1960	89	—	66	—	2	87(21)	—
1961	18	—	18	—	—	18	—
1962	58	—	57	—	—	53(1)	5
1963	21	—	21	—	—	15	6
1964	50	—	49	—	—	15	34
Totals	1268	2	1154	31	42	1171	46

* One Demolition Order revoked.

The figures in parentheses relate to houses demolished subsequently or before Demolition Orders were made.

(b) *Persons Rehoused*

Year	Houses represented	No. of families	No. of persons	Position as at 31st Dec., 1964			
				Houses Vacated or Empty	Persons Rehoused		Total No. of persons awaiting rehousing
					By Corporation	By Own arrangements	
1943 to							
1958	995	930	2691	995	2228	463	...
1959	37	24	76	37	50	26	...
1960	89	62	196	89	140	56	...
1961	18	18	39	18	23	16	...
1962	58	37	98	56	76	20	2
1963	21	16	58	21	45	13	...
1964	50	29	75	31	13	5	57

CLEARANCE AREAS AND COMPULSORY PURCHASE ORDERS

The following Clearance Areas were represented to the Housing and Corporate Property Committee on the dates stated:—

Henshaw Street Clearance Areas Nos. 1-6, C.P.O.'s.	
Nos. 1-3	14.1.64
Derker Street Clearance Area	1.4.64
Fowler Street Clearance Area	29.4.64
Hollins Road Clearance Area	3.6.64
Knowls Square Clearance Area	3.6.64

*COMPULSORY PURCHASE ORDERS**Featherstall Road South C.P.O. No. 1*

Mr. C. J. Bartlett, A.R.I.B.A. conducted a Public Local Inquiry on the 14th January and inspected the properties on the 14th and 15th January. The Order was confirmed on the 4th May with the following modifications:—

"The properties numbered 41, 137, 139 and 144 in Part I of the Schedule to the Order be transferred to Part II of the Schedule."

The Minister considered that the properties had been so adapted for business use that they had lost their identity as dwelling houses.

Featherstall Road South C.P.O.'s Nos. 2 and 3

Mr. D. I. Pryde, A.R.I.B.A. conducted a Public Local Inquiry on the 16th June and inspected the properties on the 16th and 17th June. The Orders were confirmed without modification on the 16th October.

Hobson Street No. 2 and Moorhey Street C.P.O.'s

Mr. F. Appleton, F.R.I.B.A., A.M.T.P.I., M.R.S.H. conducted a Public Local Inquiry on the 3rd March and inspected the properties on the 4th March. The Orders were confirmed without modification on the 25th June and the 13th July.

Hawksley Street C.P.O.

Mr. S. J. Parnell, B.Sc., A.M.I.C.E., M.R.S.H. conducted a Public Local Inquiry on the 28th January and inspected the properties on the same day. The Order was confirmed without modification on the 29th May.

Mount Pleasant C.P.O.'s Nos 1 and 3

Mr. C. J. Bartlett, A.R.I.B.A. conducted a Public Local Inquiry on the 18th November and inspected the properties on the 18th and 19th November.

Confirmation of the Orders had not been received by the 31st December.

Henshaw Street C.P.O.'s Nos. 1 and 2

Mr. T. H. Clayton, A.R.I.B.A. conducted a Public Local Inquiry on the 24th November and inspected the properties on the 24th and 25th November.

Confirmation of the Orders had not been received by the 31st December.

*Comprehensive Development Area No. 1**Declaration of Unfitness Order*

Mr. E. L. Crawford, A.R.I.B.A. conducted a Public Local Inquiry on the 26th March, 1963, and inspected the properties on the same day. The Order was confirmed on the 17th December, 1963, subject to the exclusion of Ref. No. 52 from the Unfitness Order.

This property was a combined house and shop, but the Minister decided that the general character of the property was business premises.

*Comprehensive Development Area No. 2**Declaration of Unfitness Order*

Mr. J. L. Weeton, F.R.I.C.S., M.T.P.I. conducted a Public Local Inquiry on the 23rd July, 1963, and inspected the properties on the same day.

The Order had not been confirmed by the 31st December.

CLEARANCE AREAS AND COMPULSORY PURCHASE ORDERS, 1964

	Houses	Combined Houses & Shops	Other Properties (Grey)	Total Premises	Population	No. of Families
Henshaw Street C.P.O. No. 1						
Clearance Area	41	4	—	45	71	31
Other Properties (Coloured Grey)	—	—	1	1	2	1
Henshaw Street C.P.O. No. 2						
Clearance Area No. 2	6	—	—	6	10	6
Clearance Area No. 3	44	1	—	45	109	43
Clearance Area No. 4	6	—	—	6	13	6
Other Properties (Coloured Grey)	4	4	2	10	24	7
Henshaw Street C.P.O. No. 3						
Clearance Area No. 5	12	—	—	12	28	10
Clearance Area No. 6	5	—	—	5	14	3
Derker Street Clearance Area	10	—	—	10	21	8
Fowler Street Clearance Area	3	—	—	3	6	2
Hollins Road Clearance Area	13	—	—	13	9	5
Knowles Square Clearance Area	19	—	—	19	42	18
Totals	163	9	3	175	349	140

TABLE 1—COMPULSORY PURCHASE ORDERS AND CLEARANCE ORDERS

Date of Representation	Compulsory Purchase Orders and Clearance Orders	Acres	Type of Premises to be Demolished						Date of Ministry of Housing & Local Government Inquiry	Date of Confirmation of Order	Properties excluded as a result of Inquiry	Position as at 31st December, 1964					
			Houses	Combined Houses and Shops	Other Premises	Total Premises	Population	No. of Families				Houses vacated or empty	Persons Rehoused		Total No. of Persons awaiting re-housing	Houses Demolished	Total No. of Houses awaiting Demolition
													By Corporation	By Own Arrangements			
7-12-60	Butler St. C.P.O.	0.873	31	4	—	35	56	23	22-8-61	29-11-61	—	35	42	14	—	18	17
5-7-61	Primrose Bank C.P.O.	1.63	53	2	2	57	149	56	23-1-62	12-9-62	—	56	119	30	—	56	—
5-7-61	do.	0.91	32	1	—	33	66	33	23-1-62	12-9-62	—	33	50	16	—	33	—
5-7-61	do.	4.65	159	4	5	168	395	160	23-1-62	12-9-62	—	162	305	85	5	162	2
5-7-61	do.	3.1	87	20	8	115	212	88	23-1-62	12-9-62	—	93	160	31	21	75	32
4-11-61	Middleton Rd. C.P.O.	0.158	9	—	—	9	14	9	23-1-62	4-4-62	—	9	7	7	—	9	—
23-5-62	St. Mary's C.P.O.	5.247	158	8	11	177	354	152	2-4-63	29-8-63	—	112	181	64	109	74	92
23-5-62	do.	6.924	230	4	10	244	595	239	2-4-63	29-8-63	—	168	361	83	151	139	97
23-5-62	do.	3.098	371	17	8	396	946	382	2-4-63	29-8-63	—	356	710	198	38	332	58
23-5-62	do.	6.635	188	5	4	197	489	176	2-4-63	29-8-63	17	106	249	17	223	17	161
4-7-62	Rochdale Rd. C.P.O.	3.71	105	8	1	114	241	103	7-5-63	14-10-63	—	89	145	46	50	49	64
4-7-62	do.	0.38	8	1	—	9	22	10	7-5-63	4-4-63	—	9	15	7	—	9	—
18-7-62	King Street C.P.O.	0.902	35	1	—	36	64	34	7-5-63	28-3-63	—	36	53	11	—	36	—
1-8-62	Clarkwell St. C.P.O.	1.300	45	1	—	46	108	44	19-3-63	21-8-63	—	46	91	17	—	44	2
5-2-63	Edge Lane Rd. C.A.	0.285	11	—	—	11	44	10	19-3-63	6-11-63	—	11	32	12	—	11	—
5-3-63	Featherstall Rd. S. C.P.O.	5.83	131	26	16	173	362	154	14-1-64	4-4-64	—	48	82	29	251	17	143
7-8-63	do.	2.62	52	—	3	55	160	52	16-6-64	16-10-64	—	9	28	—	132	—	52
7-8-63	do.	0.81	31	1	—	32	104	36	16-6-64	16-10-64	—	5	19	—	85	—	32
7-8-63	Moorhey St. C.P.O.	1.64	71	1	—	72	180	72	3-3-64	13-7-64	—	4	13	—	167	—	72
7-8-63	Hobson St. C.P.O.	0.76	26	1	4	31	65	25	3-3-64	25-6-64	—	7	16	—	49	—	28
7-8-63	Hawksley St. C.P.O.	0.57	24	1	—	25	63	23	28-1-64	29-5-64	—	18	49	—	14	—	25
4-12-63	Mount Pleasant C.P.O.	8.0	203	14	10	227	500	193	18-11-64	24-11-64	*	—	—	—	—	9	—
4-12-63	do.	0.48	21	1	—	22	72	25	18-11-64	24-11-64	*	—	—	—	—	—	—
4-12-63	do.	3.80	69	13	13	95	203	84	18-11-64	24-11-64	*	—	—	—	—	—	—
14-1-64	Henshaw St. C.P.O.	1.03	41	4	1	46	73	32	24-11-64	24-11-64	*	—	—	—	—	4	—
14-1-64	do.	2.12	60	5	2	67	156	62	24-11-64	24-11-64	*	—	—	—	—	—	—
14-1-64	do.	0.93	17	—	—	17	42	13	24-11-64	24-11-64	*	—	—	—	—	—	—
1-4-64	Derker St. C.A.	0.375	10	—	—	10	21	8	**	**	*	—	—	—	—	—	—
29-4-64	Fowler St. C.A.	0.097	3	—	—	3	6	2	**	**	*	—	—	—	—	—	—
3-6-64	Hollins Rd. C.A.	0.376	13	—	—	13	9	5	**	**	*	—	—	—	—	—	—
3-6-64	Knowls Sq. C.A.	0.571	19	—	—	19	42	18	**	**	*	—	—	—	—	—	—

Voluntary Demolition and Closure of Properties

Information was received of the demolition by voluntary action of 49 houses included in the slum clearance programme.

During the year the owners of 74 unfit properties gave undertakings to close the premises after the occupants had been rehoused. There were 46 families rehoused during the year from these properties. Since 1957, 265 houses have been voluntarily closed as a result of undertakings received from owners.

House Purchase and Housing Act, 1959

Improvement Grants

The Discretionary Grant Scheme provides for half the estimated cost of improvements to dwelling-houses to be paid at the discretion of the local authority subject to a maximum of £400. The Standard Grant Scheme is available as a right to all house owners for the purpose of installing all or any of the five basic amenities, i.e., bath, wash-hand basin, water closet, hot water system, food store, subject to a maximum of £155.

Under both these schemes the house must be fit for habitation and have a life of at least 15 years.

During the year 510 applications were submitted to the Housing and Corporate Property Committee and 491 were approved. The grants made totalled £51,072. Since the commencement of these schemes, grants totalling £271,193 14s. 2d. have been made.

All applications are submitted to this Department for consideration in respect of suitability or otherwise of the premises.

Overcrowding

Nine new cases of overcrowding were reported during the year. Investigations revealed that a number of dwellings had become overcrowded by Pakistani immigrants into the town. The Secretary of the Local Pakistani Association, Mr. C. M. Hussein, who is acting as local welfare officer succeeded in resolving this situation with its associated public health problems. I am most grateful for his assistance.

The integration of these people into the community requires patience and careful handling and as far as my Department is concerned I am happy that this is being effected by close liaison with the respective local welfare officer.

Rent Act, 1957

During the year 15 applications were received from tenants for certificates of disrepair. These were dealt with as follows:—

Certificates recommended	14
Withdrawn	1

There were 4 applications for cancellation of certificates of disrepair. These were dealt with as follows:—

Recommended for cancellation	4
Deferred	-

There was 1 application for a certificate as to the remedying of defects which landlord had undertaken to remedy. The application was from a landlord.

Eradication of Bed Bugs

Number of houses inspected and the number disinfested:—

	<i>Corporation</i>	<i>Others</i>
Houses inspected	385	1,107
Found infested	5	92
Disinfested by H.C.N.	Nil	Nil
Disinfested by spraying with liquid insecticide	44	95

Removals and Disinfestation of Furniture

The removal and disinfestation by H.C.N. of furniture of 129 families moving to Corporation houses was carried out. This was undertaken by a contractor at a total cost of £1,211 2s. 0d.

Disinfection

Arrangements exist for the disinfection and destruction of articles, clothing and bedding. There were 88 houses disinfested.

Housing Applications Register

I am indebted to Mr. T. W. Pickering, Housing Manager, for the following information:—

"On the 31st December there were 2,057 applications for housing accommodation on the Housing Applications Register. This figure includes 189 applications for aged persons' bungalows."

INSPECTION AND SUPERVISION OF FOODS

MILK SUPPLY

Under the Milk (Special Designation) Regulations, 1963, which became fully operative on the 1st October, the special designations to be used in relation to milk are:—

"Pasteurised" "Sterilised" "Untreated"

The amendment of the designation "Tuberculin Tested" to "Untreated" satisfactorily eliminates the erroneous impression that the milk was Tuberculin Tested, when in fact, the designation referred to the herd from which the milk was produced.

Milk Production in the Borough

From information received from the Agricultural Executive Committee 19 farms in the Borough are licensed producers of milk, 11 for the sale of wholesale and retail milk and 8 for wholesale only.

*The Milk and Dairies (General) Regulations, 1959**The Milk (Special Designation) Regulations, 1963*

At the beginning of the year there were 12 distributors producing milk in the Borough and 18 distributor producers outside the Borough.

During the year 7 new distributors were registered for the sale of bottled milk.

On the 31st December there were 4 premises registered as dairies and 673 registered distributors of milk, comprised as follows:—

Distributors producing milk in the Borough	12
Distributors with dairy premises in the Borough	4
Other distributors	41
Shops at which bottled milk is sold	616

The following licences were in force on the 31st December:—

(a) To use the designation "Untreated"	
*Producer's Licence	12
Dealer's Licence	39
(b) To use the designation "Pasteurised"	
Dealer's (Pasteuriser's) Licence	1
Dealer's Licence	107
(c) To use the designation "Sterilised"	
Dealers' (Steriliser's) Licence	1
Dealer's Licence	670

*These licences are granted by the Ministry of Agriculture, Fisheries and Food.

Milk Samples for Methylene Blue Test

There were 102 samples taken with the following results:—

Class of Milk Sample	No. of Samples Taken	Methylene Blue Test	
		Passed	Failed
Pasteurised	100	98	2
Farm Bottled T.T.	2	—	2
Totals	102	98	4

The two samples of tuberculin tested milk which failed to satisfy the methylene blue test were from dairies outside the Borough. The Divisional Milk Officer for the area was informed.

The samples of pasteurised milk which failed the test were from a dairy within the Borough. These were taken from churns which were found to be defective and their use was discontinued.

Milk Samples for Phosphatase Test

Regular samples are taken of pasteurised milk which comes into the Borough and of milk which is pasteurised in the Borough.

Samples of the milk supplied under the Milk in Schools Scheme are taken monthly. During the year 100 samples were taken and all passed the phosphatase test.

Milk Samples for Turbidity Test

There were 13 samples of sterilised milk taken during the year and all were reported to be satisfactory.

Milk Samples Tested for Brucella Abortus

Sampling of raw milk for Brucella Abortus commenced in January and during the year 142 samples were taken with the following results:—

Result of Milk Ring Test						Number of samples from which organisms were isolated by direct culture
****	***	**	*	Nil	Total	
4	35	21	14	68	142	10

Details of 15 samples showing evidence of brucella infection are given in the following table together with the action taken :—

Prog. No.	Date organisms isolated by Direct culture	Evidence of Infection by M. R. T.	Date of Notice served to Pasteurise Milk	Action Taken
1	21-1-64	**	22-1-64	Two cows slaughtered: Pasteurisation Order withdrawn.
2	25-2-64	***	26-2-64	Twelve cows slaughtered: Pasteurisation Order withdrawn.
3	5-3-64	****	6-3-64	Infected cow isolated from herd. Pasteurisation Order withdrawn.
4	—	***	—	Referred to M.O.H. of production district.
5	—	***	—	Guinea Pig inoculation proved negative.
6	6-5-64	****	7-5-64	Two cows slaughtered: Pasteurisation Order withdrawn.
7	20-5-64	***	21-5-64	One cow slaughtered: Pasteurisation Order withdrawn.
8	20-5-64	****	26-5-64	Two cows isolated from herd: Pasteurisation Order withdrawn.
9	14-7-64	***	17-7-64	Two cows slaughtered: Pasteurisation Order withdrawn.
10	—	***	—	Referred to M.O.H. of production district.
11	27-11-64	—	—	Infected cow immediately isolated and slaughtered.
12	—	***	—	Referred to M.O.H. of production district.
13	7-12 64	***	8-12-64	One cow slaughtered: Pasteurisation Order withdrawn.
14	17-11-64	***	18-11-64	Five cows sent for slaughter: Pasteurisation Order withdrawn.
15	—	***	—	Referred to M.O.H. of production district.

ICE CREAM

The control over the manufacture and sale of ice cream was maintained and 10 visits were made to registered premises.

On the 31st December there were 530 premises registered under Section 16 of the Food and Drugs Act, 1955, for the sale, manufacture or storage of ice cream. Details of the premises registered are as follows:—

(a) For manufacture or sale of ice cream	4
(b) For sale of pre-packed ice cream	520
(c) For sale of loose and pre-packed ice cream	6

In the previous year 517 premises were registered for the sale of pre-packed ice cream and 6 for the sale of loose and pre-packed ice cream.

Ice Cream (Heat Treatment, etc.) Regulations, 1959

There are 4 ice cream manufacturers in the Borough. All have complied with the requirements of the Regulations and are fully alive to the importance of producing a product which is prepared and stored under strictly hygienic conditions.

Bacteriological Examination

There is no statutory bacteriological standard of cleanliness for ice cream but a methylene blue test has been adapted for ice cream and the results classified in one of 4 grades.

There were 20 samples of ice cream submitted for the methylene blue grading test with the following results:—

Grade I	17
Grade II	2
Grade III	-
Grade IV	1

In the case of Grade IV sample, the attention of the manufacturer was drawn to the results of the test.

Food Standards (Ice Cream) Regulations, 1959

During the year 6 samples of ice cream were taken for analysis and all were reported to be satisfactory.

LIQUID EGG PASTEURISATION

The Liquid Egg (Pasteurisation) Regulations, 1963, came into operation on the 1st January, 1964. These regulations require liquid egg, i.e. "any mixture of yoke and albumen" other than reconstituted dried egg to be pasteurised, other than egg broken out on the food manufacturer's premises and used within 24 hours. The Regulations inter-alia stipulate that the whole egg shall after pasteurisation satisfy the prescribed test known as the Alpha-Amylase Test.

There is one egg pasteurisation plant in the Borough controlled by Messrs. S. Z. Wick and Sons Ltd., of Falcon Street.

During the year further improvements have been carried out at this factory including the establishment of a new mechanical process for separating the egg from the shell. The machines, which are capable of dealing with large quantities of eggs per hour are of the highest quality, design and workmanship. The breaking of eggs by hand has now been considerably reduced.

New and hygienic methods for transporting bulk supplies to bakeries have been introduced with a consequent reduction in the number of churns used for this purpose and the subsequent sterilisation work involved.

The firm has also established a well appointed laboratory staffed with a qualified dairy bacteriologist, technologist and assistant for regular testing purposes; control of plant and to ensure good standards of hygiene and quality of products. All enforced Regulations are complied with fully and there is good co-operation between the firm and the officers of the Department.

The following table gives details of the types of eggs sampled with results of test:—

	Raw Egg			Pasteurised Egg		
	No. of Samples	Positive	Negative	No. of Samples	Positive	Negative
English Whole Egg	10	2	8	22	—	22
Irish Whole Egg	—	—	—	3	—	3
Polish Egg Whites	—	—	—	5	—	5
Dutch Egg Whites	3	—	3	5	—	5
Totals	13	2	11	35	—	35

MEAT INSPECTION

Slaughterhouses

There is one private slaughterhouse in the Borough. Facilities are available for butchers to have their own animals slaughtered.

During the year the owner was requested to carry out certain works of repair and improvement to comply with the Slaughterhouse (Hygiene) Regulations. He failed to carry out this work and the Slaughterhouse Licence was only renewed for a period of three months to ensure compliance. This action resulted in the work being completed by the end of the year and the licence was renewed for a period of twelve months.

Inspection to the prescribed standard of all animals slaughtered in the Borough is undertaken.

The following table shows the number of animals killed and inspected with results of inspections.—

	Cattle exclud- ing Cows	Cows	Calves	Sheep and Lambs	Pigs	Totals
Number killed (if known) ...	938	1,067	16	18,400	764	21,185
Number inspected ...	938	1,067	16	18,400	764	21,185
All Diseases except Tuberculosis and Cysticerci						
Whole Carcases condemned	2	2	6	1	11
Carcases of which some part or organ was condemned	363	562	1	666	126	1,718
Percentage of the number inspected affected with disease other than Tuberculosis and Cysticerci ...	38.70	52.86	18.75	3.65	16.62	...
Tuberculosis only						
Whole Carcases condemned
Carcases of which some part or organ was condemned	...	9	1	10
Percentage of the number inspected affected with Tuberculosis	0.84	0.13	...
Cysticercosis						
Carcases of which some part or organ was condemned	...	1	1
Carcases submitted to treat- ment by refrigeration	1	1
Generalised and totally condemned

Tuberculosis (Area Eradication) Order, 1960

The Ministry of Agriculture, Fisheries and Food are to be informed of any cattle slaughtered and found to be affected with tuberculosis. During the year 3 cows were reported to the Divisional Officer.

The following figures show the percentage of cows affected with tuberculosis for the years 1953 to 1964:—

	Cow Carcases Examined	Percentage affected with Tuberculosis
1953	4,024	32.50
1954	2,647	27.37
1955	2,289	24.79
1956	1,058	19.47
1957	933	8.14
1958	807	11.58
1959	645	10.85
1960	764	6.28
1961	735	0.68
1962	1,388	1.01
1963	1,305	0.23
1964	1,067	0.84*

* The increase in this figure over the previous year was due to a batch of 6 reactor cows which the Veterinary Officer of the Ministry of Agriculture, Fisheries and Food brought in for slaughter.

The total weight of meat and offal destroyed was:—

For tuberculosis	224 lb.
For diseases other than tuberculosis.....	17,638½ lb.

*Summary of Diseased and Unsound Food Destroyed
during 1964*

	lb.
Cattle (2 whole carcasses)	704
(936 part carcasses and organs)	14,914
Sheep (6 whole carcasses)	165
(666 part carcasses and organs)	1,487
Pigs (1 whole carcass)	60
(127 part carcasses and organs)	473½
Calves (3 whole carcasses)	57
(1 part carcass and organs)	2
Preserved foods	17,850½
Gammon	1,146½
Cracow	274½
Butter	112
Chickens	1,200
Lamb	117
Beef	156
Sausage	115
Cauliflower	400
Herrings	70
Cucumber	1,020
Sweets	4½
Total	40,328½

Slaughter of Animals Acts, 1933-1954

One new licence and 6 renewal licences were granted during the year.

*FOOD AND DRUGS ACT, 1955**Food Hygiene*

The visits made for the purposes of inspection and supervision of food premises totalled 921. The following improvements were effected:—

Structural defects remedied	1
Sanitary accommodation improved	4
Wash hand basins or sinks provided	10
Hot water system provided and improved	3
Premises redecorated	9
Ventilation improved	1
Other conditions remedied	1

During the year 591 Faecal specimens from employees of a large local bakery were submitted for routine screening as a safeguard against "carriers" of food poisoning or dysentery organisms. *Salmonella anatum* organisms were isolated from one specimen and dysentery organisms from three specimens. The employees concerned were excluded from duty until the conditions were satisfactorily cleared. Two specimens were reported positive for other conditions due to which it was considered inadvisable for the respective employees to be engaged in the handling of food, they were, therefore, transferred to duties outside the food preparation premises.

Sixteen samples of various kinds of foodstuffs were taken for bacteriological examination; all were reported negative. The samples consisted of:—

Meat	9	Biscuits	2
Meringue powder	1	Coconut	1
Milk powder	2	Corned beef	1

Contraventions of the Food & Drugs Act, 1955—Section 2

Legal proceedings were instituted against a local pork butcher for selling a pie which contained a cockroach. The defendant was fined £25 plus 3 guineas costs.

Legal proceedings were instituted against a local firm for selling a malt loaf in a mouldy condition. The manufacturers were fined a total of £20 plus 7 guineas costs.

Contravention of the Food & Drugs Act, 1955—Sections 2 & 8

Legal proceedings were instituted against a Baby Food Manufacturing Company for selling a biscuit containing a metal object. The defendants were fined £15.

Contravention of the Food and Drugs Act, 1955, Section 8

A complaint was received of imported breast of lamb being sold in unsound condition. The meat was purchased from a mobile butcher's shop belonging to a large local firm. The evidence was not conclusive and a letter of warning was sent in this instance.

Contamination of Food

A complaint was received of a cream sandwich cake being affected with mould growth. The firm concerned expressed great concern and stated that everything possible was done to ensure that the public were supplied with a wholesome product and in this case they had been let down by an employee. A letter of warning was sent in this instance.

A complaint was received of sweets being sold in a dirty condition. Investigation revealed that these were old stock which were voluntarily surrendered by the retailer. A letter of warning was issued.

A complaint was received of an insect being found in a bottle of milk. The milk was bottled and sterilised at a dairy within the Borough and as this was an extremely rare occurrence a letter of warning was issued.

Three complaints were received during the year of wasps being found in jars of jam. The Directors of the three firms concerned were interviewed and all expressed their concern and promised increased vigilance to obviate such an occurrence in the future.

A complaint was received of a nail being found in a sweet pudding. Investigation revealed that it was very probable the nail had entered through the wrapper, but it was impossible to indicate whether this had occurred before or after sale. No further action was taken.

Three complaints were received of foreign matter being found in bread loaves, baked by firms outside the Borough. One loaf contained hessian fibres from protective materials used by operatives loading and unloading the ovens. Another was contaminated with oil and dirt and the remaining loaf contained a piece of string from a flour sack. The managers of the three firms were interviewed and their explanations noted. Warning letters were sent in each case.

A complaint was received of a spider being found in an ice lollipop. The manufacturers were approached but they could give no satisfactory explanation; they promised to take every precaution to prevent a recurrence. No further action was taken.

A complaint was received of pre-packed skinless sausages affected with mould growth. Investigations revealed that too great a delay had occurred between manufacture and sale, but neither the manufacturer nor the retailer could state how this had happened. Both firms have a reputation for maintaining a high standard of hygiene and no further action was taken.

A complaint was received of a field beetle being found in a whimberry pie. The bottlers of the fruit stated that these beetles were often found with the whimberries at delivery and were picked out on the conveyor belt. A warning letter was sent in this instance.

A complaint was received of a small quantity of mercury being found in a tin of chopped chicken. The chicken was produced in Holland and extensive correspondence ensued between ourselves the suppliers, importers and producers without any satisfactory solution. From discussions it appeared likely that a thermometer or other mercury containing equipment had been broken during use in the processing of the food.

Report of the Public Analyst

Mr. G. H. Baker, F.R.I.C., Borough Analyst, has kindly furnished the following report:—

Food and Drugs Act, 1955

"I have the honour to report that during the year ending December 31st, 1964, I have analysed 268 samples consisting of:—Milk (formal 22, informal 9) 31, tinned/bottled fruit/vegetables 24, canned meat products 23, beef sausage (formal 10, informal 6) 16, fresh fruit/vegetables 14, sweets 13, sauce/pickles/chutney 13, flour confectionery 10, fresh minced meat 9, soft drinks 9, jam/curds/treacle 6, meat products 6, ice cream (formal) 6, fish/fish products 6, wines 6, beef sausage meat 3, pork sausage (formal) 3, drugs/medicines 3, jelly 3, tinned milk pudding (formal 1, informal 2) 3, imitation essence 3, cooking oil 3, tomato purée 3, butter 2, herbs/spices 2, sausage seasoning 2, beef and vegetable broth 2, skim milk powder 2, lemon juice 2, tomato juice 2, glace cherries 2, spanish rice 2, dried fruit 2, pie filling 2, beef/chicken stock cubes 2, tinned cream 2, instant coffee 2, mixed peel 1, stem ginger 1, lollyade 1, sponge pudding 1, evaporated milk 1, sage and onion stuffing 1, creamed mushrooms 1, pure grape juice 1, Christmas pudding 1, lemon fizz 1, gravy browning 1, non brewed condiment 1, milk bottle 1, best of the milk 1, drinking chocolate 1, vegetable juices 1, sliced white bread 1, cheese 1, instant potato 1, buttered muffin 1, fish dressing 1, Hovis bread 1, orange pudding 1, toy set 1.

The following table shows the relative milk-fat content of the samples.

<i>Milk-fat per cent</i>	<i>Number of Samples</i>
3.00 to 3.25	2
3.26 to 3.50	6
3.51 to 3.75	5
3.76 to 4.00	4
Over 4.00	9
—	26 Total
—	—

All the samples were free from preservatives and colouring matter. A further five samples were examined for penicillin only, with one exception all the samples examined for penicillin were satisfactory.

During the year 22 samples were reported as not being up to standard as follows.

Chocolate Toffee Sandwich

I was unable to detect any significant amount of chocolate in this sample. In my opinion it should be described as a chocolate flavoured toffee sandwich.

Milk

This sample contained a small amount of penicillin namely O.I.U. per ml. A follow-up sample was satisfactory.

Casserole Meat

These two samples had meat contents of only 64 and 60 per cent. respectively. The meat in both cases being of poor quality. In my opinion a product of this type should contain not less than 75 per cent. of meat.

Pork Sausage

This sample is deficient in meat having a content of only 58 per cent. In the opinion of your Analyst a pork sausage should contain not less than 65 per cent. meat.

Beef Sausage

Although a notice was displayed, the sample contravenes the Preservatives in Food Regulations, 1962 in that it contained excessive sulphur dioxide preservative.

Beef Sausage

According to your inspector no preservative notice was displayed. Both these samples therefore contain undeclared sulphur dioxide preservative.

Tomato Puree

This sample contained excessive amounts of tin.

Polony, Brawn

Whilst there are no standards for polony and brawn they should in my opinion, contain not less than 65 per cent of meat. I therefore regard these three samples as being deficient in meat.

Sliced White Bread

This sample contained two pieces of dough contaminated with oil and dirt together with some sacking fibres.

Hot Mango Pickle

The lid and neck of the jar were contaminated with rust. From the general characteristics of the sample I am of the opinion that this was old stock.

Chopped Chicken in Jelly

The sample contained three small globules of metallic mercury, probably originated from a recording thermometer or thermostat.

Toy Tool Set

This was an unusual sample consisting of plastic tools in various colours. The lead content of the sample was high and although there are no official standards, in my opinion, the sample was unsatisfactory. It would appear that the lead is originating from pigment used to colour the tools.

Sausage (Mixed)

This sample was deficient in meat.

Coronation Jam and Cream Cake

The filling in this sample consisted of imitation cream.

Hovis Bread

This sample was contaminated with oil and dirt, no doubt derived from oil bearing machinery.

Tinned Creamed Rice Pudding

Both these samples (1 formal, 1 informal) were deficient in milk-fat.

Whimberry Pies

The sample contained approximately one-third apple in the filling. This should in my opinion be described as whimberry and apple pie.

The remaining samples were all satisfactory, and call for no special comment.

In the course of 1964 the Soft Drinks Regulations, 1964 were introduced, although the main part of these Regulations will not come into operation until June 2nd, 1965. This Order revokes the Soft Drinks Regulations, 1963.

The only other Regulations of importance introduced during 1964 were The Dried Milk Regulations, 1964, which come into operation during March, 1965."

FOOD AND DRUGS ACT, 1955

The total number of samples analysed during 1964 was 268, compared with 238 for 1963.

Number of Samples Purchased for Analysis

Articles	Number of Samples of each article examined			Number of samples of each article regarded as adulterated, below standard, or otherwise not complying with prescribed requirements		
	Formally Taken	Informally Taken	Total	Formally Taken	Informally Taken	Total
Milk	22	9	31	1	—	1
Tin/Bottled Fruit/Veg'es	—	24	24	—	—	—
Canned Meat Products ...	—	23	23	—	3	3
Sausage & Sausage Meat	18	4	22	5	—	5
Meat Pro'ts/Minced Meat	—	15	15	—	3	3
Wines/Soft Drinks	—	15	15	—	—	—
Fresh Fruit & Vegetables	—	14	14	—	—	—
Sauces/Pickles/Vinegar .	—	14	14	—	1	1
Sweets	—	13	13	—	1	1
Flour Confectionery	—	10	10	—	2	2
Fish/Fish Prod's/Dres'gs	—	7	7	—	—	—
Jams/Curds/Treacle	—	6	6	—	—	—
Ice Cream	6	—	6	—	—	—
Fruit & Vegetable Juices	—	6	6	—	—	—
Dried Fruit	—	4	4	—	—	—
Jelly	—	3	3	—	—	—
Drugs/Medicines	—	3	3	—	—	—
Imitation Essence	—	3	3	—	—	—
Cooking Oil	—	3	3	—	—	—
Tomato Puree	—	3	3	—	1	1
Tinned Milk Pudding ...	1	2	3	1	1	2
Sweet Puddings	—	3	3	—	—	—
Butter	—	2	2	—	—	—
Herbs/Spices	—	2	2	—	—	—
Sausage Seasoning	—	2	2	—	—	—
Beef & Vegetable Broth	—	2	2	—	—	—
Skimmed Milk Powder ...	—	2	2	—	—	—
Spanish Rice	—	2	2	—	—	—
Pie Filling	—	2	2	—	—	—
Beef/Chick'n Stock Cubes	—	2	2	—	—	—
Tinned Cream	—	2	2	—	—	—
Instant Coffee	—	2	2	—	—	—
Mixed Peel	—	1	1	—	—	—
Stem Ginger	—	1	1	—	—	—
Lollyade	—	1	1	—	—	—
Evaporated Milk.....	—	1	1	—	—	—
Sage & Onion Stuffing ...	—	1	1	—	—	—
Creamed Mushrooms	—	1	1	—	—	—
Lemon Fizz	—	1	1	—	—	—
Gravy Browning	—	1	1	—	—	—
Milk Bottle	—	1	1	—	—	—
Best of the Milk	—	1	1	—	—	—
Drinking Chocolate	—	1	1	—	—	—
Sliced White Bread	—	1	1	—	1	1
Cheese	—	1	1	—	—	—
Instant Potato	—	1	1	—	—	—
Buttered Muffin	—	1	1	—	—	—
Hovis Bread	—	1	1	—	1	1
Toy Tool Set	—	1	1	—	1	1
Totals	47	221	268	7	15	22

MISCELLANEOUS

Revised American Act, 1942 (Revised 1942)

Revised American Act, 1942 (Revised 1942)

Revised to reflect Proposed of Persons in Need of
Care and all other

The Welfare Services Committee, composed and called by the powers and duties of the Council under the National Act, 1942, under those under Section 41 which are assigned to the Health Committee and delegated to the Statutory Action Sub-Committee of that Committee.

Action under the Amendment Act, 1942, under the following names:

Case No. 1000

(K.A.N.) A female aged 75 years who lived alone in a small room in a tenement house. She was suffering from a severe case of senile dementia and was unable to take care of herself. She was completely unable to take the necessary steps to get her food and clothing. She refused to accept medical attention. 14 days of all the arrangements of food and clothing were made and she was removed to a hospital and treated. She was discharged when she was quite well and was able to take care of herself.

SECTION VII

Miscellaneous

Handicapped Persons

The powers and duties of the Welfare Services Committee under the welfare of persons who are blind, deaf and dumb, or who are physically or permanently handicapped by illness, injury or congenital debility. The Director of Welfare Services is the Chief Officer in the Committee.

Registration of Blind Persons

The Director of Welfare Services arranges for the registration of adults reported to be suffering from blindness and he procures the completed Form 1000 from the examining Ophthalmic Surgeon. For payment, a copy of each completed form is forwarded to the Medical Officer of Health when the patient is admitted to the Register of Blind Persons.

In the case of children of school age, the Principal School Medical Officer, arranges the examination which is undertaken by the Ophthalmic Surgeon, (Dr. F. Jones).

During the year 1942 persons 100 years and 11 months were reported to the Register of Blind Persons. Table 1 is an account of these cases by cause of blindness, age and sex.

MISCELLANEOUS

*National Assistance Act, 1948 (Section 47)**National Assistance (Amendment) Act, 1951**Removal to Suitable Premises of Persons in Need of
Care and Attention*

The Welfare Services Committee exercises and performs the powers and duties of the Council under the National Assistance Act, 1948, except those under Section 47 which are assigned to the Health Committee and delegated to the Statutory Action Sub-Committee of that Committee.

Action under the Amendment Act was taken in the following case:—

Case No. 1/64

(E.A.H.) A female aged 71 years who lived alone in insanitary conditions. She was suffering from arthritis of knees and hips, heart failure and severe ulceration of both feet and ankles. She was completely unable to care for herself. Domestic help had been provided. She refused to accept hospital accommodation. In view of all the circumstances an Order was obtained and she was removed to Oldham and District General Hospital where she settled quite well, and was still there at the end of the year.

*National Assistance Act, 1948**Handicapped Persons*

The powers and duties of the Welfare Services Committee include the welfare of persons who are blind, deaf and dumb, or who are substantially or permanently handicapped by illness, injury or congenital deformity. The Director of Welfare Services is the Chief Officer to the Committee.

Incidence of Blindness

The Director of Welfare Services arranges for the examination of adults suspected to be suffering from blindness and he receives the completed Forms B.D.8 from the examining Ophthalmic Surgeon. By arrangement, a copy of each completed form is forwarded to the Medical Officer of Health when the patient is admitted to the Register of Blind Persons.

In the case of children of school age, the Principal School Medical Officer, arranges the examination which is undertaken by the Consultant Ophthalmic Surgeon, (Dr. F. Janus).

During the year 58 persons (21 males and 37 females) were admitted to the Register of Blind Persons. Table I is an analysis of these cases by-cause of blindness, age and sex.

TABLE I

	AGE GROUPS										Total
	1-10	11-20	21-30	31-39	40-49	50-59	60-64	65-69	70-79	80+	
	M F	M F	M F	M F	M F	M F	M F	M F	M F	M F	
Cataract	- -	- -	- -	- -	- -	- -	1 -	2 1	2 6	3 13	8 20
Glaucoma	- -	- -	- -	- -	- -	- -	- -	- 1	- 3	- -	- 4
Others	- 1	- 1	- 1	- -	1 -	3 1	- -	2 -	3 5	4 4	13 13
Total	- 1	- 1	- 1	- -	1 -	3 1	1 -	4 2	5 14	7 17	21 37

Degree of Blindness

1. No perception of light 1
2. Perception of light 29
3. Vision up to and including 3/60 Snellen 27
4. Better than 3/60 Snellen 1

Ministry of Health Circular 1/54 requested Medical Officers of Health to include in their Annual Reports, a section relating to blind persons. Table II is an analysis of the 58 cases for whom Form B.D. 8 has been received.

TABLE II

Treatment Recommended on Form B.D.8.	Cause of Disability			
	Cataract	Glaucoma	Senile Macular Degener/n.	Others
None	15	3	6	9
Medical	0	0	0	0
Surgical	12	0	0	1
Optical	0	0	0	2
Ophthalmic medical supervision	1	1	1	7
Totals ...	28	4	7	19

*Follow-up of Registered Blind Persons**Cataract*

Of the 28 persons admitted to the register, 11 had received previous consultant advice and 17 had not; in 2 cases previous treatment was refused. Surgical treatment was recommended in 12 cases and ophthalmic medical supervision for another. No treatment was advised in the remaining 15 cases.

Glaucoma

Four persons were admitted to the Register; 3 had received previous consultant advice. No treatment was recommended in 3 cases and ophthalmic medical supervision for the remaining case.

Senile Macular Degeneration

Seven cases were admitted to the Register. In no case had previous consultant advice been obtained. No treatment was recommended in 6 cases and ophthalmic medical supervision in one case.

Myopia

Ten cases were admitted to the Register. In 9 cases previous consultant advice had been obtained. Ophthalmic medical supervision was recommended in 4 cases; optical treatment in two cases and no treatment in the remaining case.

Others

Nine cases were admitted to the Register. Previous consultant advice had been obtained in 4 cases. In 8 cases no treatment was recommended and in one case surgical treatment was advised.

Corneal scarring	2	Irido cyclitis	2
Central choroidal sclerosis ...	2	Interception of blood supply	
Optic atrophy	1	to optic nerve	1
Retinal arteriosclerosis	1		

On the 31st December, there were 367 persons (151 males, 216 females) on the Register of Blind Persons.

Ophthalmia Neonatorum

There were 7 cases notified. These were kept under observation and in 6 cases vision was not impaired. The remaining case transferred out of the Borough before investigations were completed.

Partially Sighted

There were 39 persons (14 males, 25 females) admitted to the Register of Partially Sighted Persons. Table III is an analysis by-cause of partial sight, age and sex of these persons.

Table III

	AGE GROUPS									
	20-29	30-39	40-49	50-59	60-64	65-69	70-79	80+	Total:	
	M F	M F	M F	M F	M F	M F	M F	M F	M F	
Cataract	- -	- -	- -	- -	- -	1 1	4 8	3 2	8 11	
Glaucoma	- -	- 1	- -	- -	- -	- 1	- 2	1 -	1 5	
Senile Macular Degeneration	- -	- -	- -	- -	- -	- -	- 1	1 -	1 1	
Corneal Ulceration	- -	- -	1 -	- 1	- -	1 -	1 -	- -	3 1	
Myopia	- -	- -	- 1	- 1	- 1	- 1	- 1	- 1	- 6	
Hypertensive Retinopathy	- -	- -	- -	- -	- -	- -	- 1	- -	- 1	
Retinal Artery Thrombosis	- -	- -	- -	- -	- -	- -	1 -	- -	1 -	
TOTALS	- -	- 1	1 1	- 2	- 1	2 3	6 14	5 3	14 25	

On the 31st December, there were 125 persons (38 males, 87 females) on the Register of Partially Sighted Persons.

Spastics

Cases are brought to notice via various agencies, the health visitor, the child welfare centre or the Consultant Paediatrician. A regular conference for case discussion is held with the Consultant Paediatrician at the Department of Public Health. The general practitioner is advised of any special development or treatment.

The Education Committee provides special schooling, and, if necessary home teaching until the child reaches school leaving age.

No children attending special schools reached compulsory school leaving age and none received home tuition during the year. Six children (3 boys and 3 girls) were in attendance at special residential schools throughout the year, and 1 girl was newly admitted during the year.

The Oldham and District Spastics' Society provide a day centre for spastics at "Heathbank," Windsor Road. The Centre is registered under the Nurseries and Child Minder's Regulation Act, 1948, for the provision of 20 places, as follows:—

Age Groups

Under 5 years

3

5 Years and Over

17

They accept cases from Oldham and the adjacent districts. The Council made a grant of £85 to the Spastics' Parents' Association during the current financial year. At the end of the year there were three children under the age of 5 years and fifteen in the age group 5 years and over, attending the Centre.

Epileptics

There is complete co-ordination with the diagnostic and treatment services for school children and adult epileptics who are brought to the notice of the Consultant Psychiatrist. The 2 boys, now aged 7 years, admitted to Colthurst House School, Alderley Edge, Cheshire in 1963 were still resident at the school at the end of the year.

There were no new admissions to residential special schools during the year.

Homes for Aged Persons

I am indebted to the Director of Welfare Services (Mr. D. A. Isherwood) for the following information relating to accommodation available in residential homes during the year:—

<i>Name of Home</i>	<i>Opened</i>	<i>Accommodation Provided</i>	<i>Category</i>
Greenacres Lodge, Greenacres Road	30-8-48	36 women	Aged persons
"Westlands," Grange Avenue	14-12-48	31 men and women	Aged persons
"The Hollies," Frederick Street ...	10-10-49	30 men	Aged persons
Stamford House, Lees New Road	28-11-49	15 women	Aged persons
Wellington Lodge, Wellington Road	11-3-53	18 women	Aged persons
"Moorfield," Greenacres Road	24-1-55	16 men	Aged persons
"Ashleigh," Newport Street	17-2-55	20 women	Aged persons
Edward House, Edward Street	24-4-52	24 men and women	Blind persons
"Lyndhurst," Queens Road	14-8-52	14 men and women	Deaf persons
"Toravon," Newport Street	30-6-55	27 men and women	Handicapped persons
"Greylands," Rhos-on-Sea	16-6-55	20 men and women	Holiday Home All categories
"Limecroft," Whitebank Road	22-1-57	42 men and women	Aged persons
"Glenthorne," Queens Road	4-12-57	25 men and women	Aged persons
"Fairhaven," Lees New Road	21-11-61	43 men and women	All categories
Napier House, Windsor Road	24-11-52	Temporary accommodation for persons rendered homeless on account of fire, flood, &c.	
*Rothwell House, Colwyn Bay	2-8-62	17 men and women	Holiday Home All categories

* Provides holiday accommodation for suitable persons living in private dwellings in the Borough.

Health Education and Home Safety

Health Education covering all aspects in this important field of public health has been practised extensively throughout the year both by personal contact through the media of health visitors, district nurses, midwives and public health inspectors, and by film shows, lectures and demonstrations with supporting material supplied by the Central Council for Health Education and the Manchester Committee on Cancer.

In May, a Home Safety Exhibition was held at the Tate Street Child Welfare Centre. Much publicity was given to this exhibition which attracted many visitors, the majority of whom were mothers with young children. Miss C. Williamson, the Superintendent Health Visitor addressed a large audience of representatives of the Over-60's Clubs within the Borough on "Safety in the Home," with particular emphasis on the means of preventing accidents to older persons, especially those living alone.

A mobile unit of the Central Council for Health Education visited the Borough in May in connection with smoking and lung cancer. The unit which was fully equipped with visual aids to help demonstrate the facts about smoking and health, and with facilities for the showing of films, film strips, etc., attracted large numbers of people who were able to ask questions of the demonstrator who also distributed literature on this subject.

A project was also launched by the Department in September on "Cancer Education" when Sister Hobbs of the Manchester Committee on Cancer gave a series of talks, supplemented by demonstrations, to a large number of Corporation employees. These talks were given in the Town Hall Assembly Room and in the Lecture Room at the Central Library. Sister Hobbs is to be complimented on the excellent delivery of the talks and the interest evolved.

Talks were also given by speakers from the Manchester Committee on Cancer at certain of the senior schools in the Borough on requests from Head Teachers.

Cancer Education

The Health Committee made a contribution of £223 to the Manchester Committee on Cancer during the financial year 1964/65 for the work undertaken in connection with cancer education in the Borough.

I am indebted to Mr. R. L. Davison, Executive Officer, Educational Project, for the following report on the year's activities.

"It is easy to imagine the world-wide acclaim that will greet the man who discovers a cure for, say, leukaemia. Yet we already have it within our grasp to save the lives of thousands more than die of the leukaemias. The cure for many forms of cancer has been discovered; facilities for treatment are readily available; but through fear of cancer or ignorance of symptoms too many patients put off a visit to a doctor at a time when he would be best able to help.

The education of the public to seek medical advice as soon as symptoms arise, therefore, had potentially more to offer in improving cure-rates for cancer than have any foreseeable discoveries by research scientists; and I am pleased to report that, acting on behalf of the Medical Officer of Health, the Manchester Committee on Cancer has

maintained in 1964 a steady flow of educational talks in Oldham. 21 groups and societies made use of the Committee's speakers, most of whom are doctors specialising in the treatment of cancer, and whose services are offered free of charge. I was also most grateful to the Medical Officer of Health for making it possible for us to address groups of Corporation employees. It is, in our view, most important that those who represent the County Borough to the people of Oldham should be fully informed on the hopeful facts about cancer.

Because of their contacts with people in all walks of life, nurses are among those best able to promote a more matter-of-fact attitude to cancer, and the Committee's speakers addressed nurses at the Oldham School of Nursing and also at the annual meeting of the Public Health Section of the Royal College of Nursing, at which Oldham nurses were represented.

I would like to draw attention to the services we offer to schools. Some teachers have used the films and other visual aids we offer, and have asked us to talk to groups of children. Others are themselves incorporating appropriate material into their normal classroom teaching; but we could, if called upon to do so, deal with a heavier demand for advice, materials or personal assistance. It may interest Junior School Headteachers to know that we have recently acquired the Ministry of Health film "The Smoking Machine" intended for 9-11 year-olds. This is available to any school in Oldham."

FAMILY SERVICE UNITS OLDHAM AND DISTRICT UNIT

By agreement, the Family Service Unit has been working in the Borough since 1949. From the 1st July, 1958, an independent Unit has existed to serve Oldham and district. A full-time Unit Leader and 3 full-time workers with a part-time secretary cover the whole area. The Council make an annual grant to the Unit. The grant for the financial year 1964/65 was £1,800, an increase of £300 on that made in the previous year and an increase of £800 over the past 2 years. This amount is contributed equally by the Welfare Services, Housing and Corporate Property, Children and Health Committees.

The Housing Manager acts as Liaison Officer and any cases considered to be suitable for supervision by the Unit are referred to him by the head of the department concerned.

I am indebted to Mr. Stephen A. Wyatt, Unit Leader for the Oldham and District Unit, for the following report on the work of his Unit:—

"During 1964 the Unit worked with 32 families including about 150 children, within the boundaries of Oldham County Borough. Six of these cases were considered closed during the course of the year, after contact with the families for periods ranging from 18 months to nine years. One each of these had originally been referred by the Housing Department, National Assistance Board, Children's Department, Public Health Department, an Almoner and a Consultant Psychiatrist. Five of the cases were closed because there was significant enough improvement in the family's circumstances to warrant our withdrawal, and the sixth case was closed when it seemed likely that the youngest child, who was the remaining source of concern, would remain in care. Five new cases

were opened, three of those were referred for intensive help by the Informal Prevention Meeting of Social Workers, one by the Medical Officer of Health, and one by the League of the Good Samaritans.

Working with families in severe difficulties brings many diverse activities for members of the Unit Staff, in the process of helping families often at the point of break-up, back to self-reliant maturity. Caseworkers regularly visit the families in their homes usually at least once a week and frequently more often, and many of the families visit the Unit for interviews and discussion of their problems. Families can be facing a wide variety of difficulties which threaten their continued existence as a family, from acute marital disharmony, to severe financial difficulties, and a Unit worker may be engaged in one interview in giving advice about complicated County Court debts, and meeting other commitments, arranging for some second hand furniture to be obtained for an impoverished home, and helping the parents to sort out their relationship with each other and their children. Help may also be needed to make sure a patient attends a clinic appointment, and a visit to a child in care, a parent in prison or a patient in hospital may all be part of a caseworker's co-operation with other agencies and plan with the family. The ultimate aim is to assess and build on the potential strengths which exist within the family in order to help them find a constructive solution to their problems from their own capabilities and resources.

Group work with children and family holidays were expanded during the year. Eight families had a week's holiday in either a chalet or caravan in North Wales or Derbyshire, and a group of senior boys, with two voluntary leaders, had a week's camp in the Lake District. For families who would be completely unable to have a holiday otherwise, and who may have more than the normal stress and tension to face during the year, the opportunity of a holiday can greatly improve both their health and morale, and their ability to cope successfully. Small groups of children, meeting regularly at the Unit and for other activities, can be of great value to the particularly disturbed or deprived child, in helping him or her to a more normal adjustment to life.

The Unit has again undertaken student training during the course of the year in conjunction with a number of University Social Work Departments, and four students came to the Unit Centre for periods of up to six months for practical work supervision."

OLDHAM CREMATORIUM

The Medical Officer of Health is the Medical Referee to the Crematorium. The Senior Medical Officer and Senior Assistant Medical Officer act as Deputy Medical Referees.

Dr. C. H. Adderley, Consultant Pathologist, Oldham Hospital Group, is Pathologist to the Oldham Crematorium. His services are only used should the Medical Referee require a post-mortem examination before issuing an order for cremation.

During the year, 1,326 cremations including two stillbirths were authorised by the Medical Referee or his deputies: In 277 cases a certificate (Form E) had been given by the Coroner. One certificate was given by the Acting Viscount of Jersey.

In two cases the confirmatory medical certificate (Form C) could not be accepted by the Medical Referee and in both these cases a fresh certificate was completed, one by a Deputy Referee and one by another doctor. The reason for refusal in both cases was:—

That the doctor signing the certificate was only registered in 1963 and, therefore, not a "registered medical practitioner of not less than five years' standing."

In one case where the deceased died in a road accident in Jersey, the Acting Viscount of Jersey issued Form E. As this death had occurred out of this country, a certificate of non-liability to register had to be obtained.

In one case where the deceased died while on holiday in Ireland, forms B.C. and F were issued because the deceased had been seen by the doctor on the day before his death. The cremation was authorised. As this death occurred out of this country, a certificate of non-liability to register had to be obtained.

Of the 1,326 cremations authorised, 692 related to Oldham residents and 634 to non-residents.

SUPERANNUATION AND OTHER MEDICAL EXAMINATIONS

Corporation Employees

The medical staff of the Department undertook medical examinations as follows:—

<i>Department</i>	<i>Entrants</i>	<i>Superannuation</i>		<i>Total</i>
		<i>Disability</i>	<i>Special</i>	
Borough Architect's	14(1)	—	—	14 (1)
Borough Engineer and Surveyor's	36(1)	2 (3)	11 (2)	49 (6)
Borough Treasurer's	19	—	—	19
Children's	45	—	1	46
Civil Defence	1	—	—	1
Cleansing and Transport...	30	1 (3)	16(11)	47(14)
Education	29(1)	—	12 (1)	41 (2)
Fire Service	2	—	—	2
Housing	4	—	—	4
Libraries	21	—	—	21
Magistrates' Clerk	1	—	—	1
Parks and Cemeteries	33	—	2	35
Passenger Transport	189(5)	5 (7)	28 (8)	222(20)
Police	5	—	—	5
Public Health	88(1)	—	9 (4)	97 (5)
Street Lighting	12(4)	1 (3)	8 (4)	21(11)
Town Clerk's	8	—	—	8
Waterworks	23(1)	—	5 (5)	28 (6)
Welfare Services	19	1	1 (1)	21 (1)
Works Department	16	1	9	26
	595(14)	11(16)	102(36)	708(66)

The figures in parentheses relate to re-examinations carried out for various reasons, and bring the total number of examinations to 774 during the year.

Teachers entering the service of the Council from other authorities, and new entrants to the teaching profession who have not been medically examined on completion of their course of training, are examined as to their fitness for employment. These examinations are undertaken by medical officers of the department and, during the year 113 teachers were examined. This figure includes 32 examinations (13 females and 19 males) for which Form 28 RQ was completed and forwarded to the Ministry of Education.

Other Examinations

Transport—Road Traffic Acts	58
Waterworks—Entrants	7
Education—Entrants (Teachers)	113
School Meals Employees	150
Health Department—Casual Appointments	5
Other Authorities	7
	<hr/>
	340
	<hr/>
Referred to Consultants	20
Pathological Examinations	40

The pathological examinations included 7 specimens of blood for Widal tests and 7 specimens of faeces taken from employees of the Waterworks Department.

Candidates Applying for Admission to Colleges

The medical examination of candidates is the responsibility of the Principal School Medical Officer who is also Medical Officer of Health.

During the year 80 candidates (27 males, 53 females) were examined, and a report completed and forwarded with Form 4 R. T. C. to the appropriate college authority. In all cases it was possible to pass the candidates as fit for admission to a course of training. All the candidates agreed to an X-ray examination.

Applications for Hackney Carriage Drivers' Licences

All new applicants for a Hackney Carriage Drivers' Licence and those holders of licences who are 65 years of age and over, are required to pass a medical examination arranged by the Medical Officer of Health. These examinations are undertaken by the medical officers of the Department and the applicants themselves are responsible for the charge involved.

New applicants under 65 years	20
Holders of a licence who are aged 65 years	
and over	-

Examination of School Meals Staff

The scheme for the examination and chest X-ray on appointment of all new entrants to the School Meals Service continued.

During the year 150 new entrants were examined. Commencement of employment was deferred in 4 cases pending receipt of satisfactory X-ray reports. All 4 candidates were later allowed to commence duties.

X-ray Examinations

The following examinations were made:—

(i) X-ray of chest	410
(ii) M.M.R. X-ray	114

Borough Coroner's Report for 1964

The deaths reported to the Coroner during the year 1964 were 454 (males 261, females 193).

In 305 of the cases reported the deaths were investigated by the Coroner but no inquest held. In 275 of these cases a post-mortem was performed.

There were 146 concluded inquests held (males 85, females 61) and 3 inquests were adjourned under section 20 of the Coroners' (Amendment) Act, 1926 and not resumed.

Of the 146 concluded inquests held 24 were held with a jury.

There were 413 post-mortem examinations in 275 of which no inquest was held.

The verdicts returned in the cases of concluded inquests were:—

Suicides	25 (12 males, 13 females)
Accident or misadventure (including War disability cases)	78 (43 males, 35 females)
Natural causes	19 (15 males, 4 females)
Deaths from industrial disease	19 (10 males, 9 females)
Open verdicts	5 (5 males)
Neglect	Nil
Alcohol	1

The cases where inquests were adjourned and not resumed were:—

Manslaughter	2 (1 male, 1 female)
Causing death by dangerous driving (contrary to section 1 of the Road Traffic Act, 1960)	1 (1 male)

The ages of the 25 suicides were as follows:—

Under 21	1
Between 21 and 29 years of age	2
Between 30 and 39 years of age	1
Between 40 and 49 years of age	2
Between 50 and 59 years of age	2
Between 60 years and over	17

The types of suicides were:—

Coal gassing	16
Hanging	Nil
Barbiturate poisoning	5
Aspirin poisoning	1
Cyanide poisoning	1
Gunshot	1
Throat wounds	1

In 1963 there were 426 deaths reported, and 143 concluded inquests were held.

CONTENTS

	Page
INTRODUCTION	3 to 8
COMMITTEES: The Health Committee	9
Sub-Committees:	
Maternity and Child Welfare	9
Home Nursing	9
Mental Health	10
STAFF	11
 1. VITAL STATISTICS	 15
Area of the Borough	17
Births	21
Deaths	21
Infant Mortality	31
Maternal Mortality	28
Geographical Situation	19
Houses in the Borough	17
Industries	19
Marriages	17
Population	19
Rateable Value	19
Stillbirths	29
Summary of Statistics	17
Unemployment	19
Tables: Deaths: Ages and Causes	23
Age Groups and Months of Occurrence	24
Age Groups, 1936-64	25
Infant Mortality, Ages and Causes, 1964	32
Infant Mortality and Stillbirths, 1935-1964	33
Stillbirths and Infant Mortality Rates—differentials between early neo-natal and total infant mortality rates 1935-1964	34
Maternal Mortality, 1930-1964	28
Stillbirths—With causes	29
Place of Birth, Gestation Period, Sex and Weight of Foetus	30
Births and Deaths, Numbers and Rates, 1940/1964 ...	26
Comparative Statement for Certain Authorities, 1964	27
Unemployed Registers	20
 2 HOSPITALS AND SPECIALIST SERVICES	 35
Manchester Regional Hospital Board	37
United Manchester Hospitals	37

	Page
Oldham and District Hospital Management Committee (Group II)	37
Oldham Royal Infirmary	37
Oldham and District General Hospital	37
Strinesdale Hospital	38
Chadderton Hospital	38
Westhulme Infectious Diseases Hospital	38
Woodfield Maternity Home	38
Dr. Kershaw's Cottage Hospital	38
Orthopaedic Clinic	38
Emergency Maternity Unit	38
Hargraves Convalescent Home	38
Pathological Services	38
 3. PERSONAL HEALTH SERVICES	 41
Health Centres	43
Care of Mothers and Young Children	43
Ante-natal Clinics	43
Health Education and Mothercraft	44
Relaxation Classes	44
Maternity Outfits	44
Children "at risk"	47
Congenital Malformations Notified	47
Dental Inspection and Treatment:	44
Expectant and Nursing Mothers	45
Pre-School Children	45
Premature Infants	48
Unmarried Mothers and Their Children	50
Child Welfare Centres	50
Welfare Foods	51
Audiological Service	52
Voluntary Organisations	53
Day Nurseries	54
Nurseries and Child-Minders Regulation Act, 1948	54
Day Centre for Spastic Children	55
Child Minders	55
 Tables:	
Congenital Malformations Notified	47
Premature Live and Still Births	49
Child Welfare Centres—Attendances	51
Midwives' Service	56
Staff	56
Premature Baby Nursing	56
Night Duty Service	56
Part II Training School	57
Attendance After Confinement	57
Hospital Discharges	57

	Page
Phenylketonuria Tests	57
Transport for Midwives	57
Housing Accommodation	58
Post-Certificate Courses	58
Inhalational Analgesics, Administration	58
Summary of Work Undertaken	60
Medical Aid	60
Emergency Maternity Unit	61
Supervision of Midwives (Midwives' Act, 1951)	60
Tables:	
Cases receiving Inhalational Analgesics and Pethidine	59
Deliveries Attended—Domiciliary and Hospital	59
Health Visiting Service	61
Staff	61
Student Health Visitors	61
Refresher Courses	62
Transport	62
Visits	62
Phenylketonuria Tests	63
Audiological Service	63
Oldham Mothers' Circle	63
Home Nursing Service	63
Offices	63
Staff	64
Availability of District Nurses	64
Bathing Attendants	64
Transport	64
Refresher Courses	65
Queen's Institute of District Nursing, Membership	65
Queen's Training	65
Work Undertaken	66
Tables:	
Cases Nursed and Visits Made	66
New Cases Accepted During Each Month	67
Types of Cases Nursed and Visits Made	67
Vaccination and Immunisation	68
Immunisation against Diphtheria, Whooping Cough and Tetanus	69
Poliomyelitis Vaccination	72
Vaccination against Smallpox	73
Vaccination of Persons Travelling Abroad	73
Yellow Fever Vaccination	74
Ambulance Service	74
Area Served	74
Cases removed	78
Mileage	78
Vehicles	77
National Health Service (Amendment) Act, 1949	75

	Page
National Health Service (Amendment) Act, 1957	75
Arrangements with Adjacent Health Authorities	74
Inter-Departmental Services	75
Civil Defence	76
Tables.	
Staff	77
Vehicles	77
Cases Carried and Vehicles Used	78
Total Mileage	78
Patient Mileage	78
Prevention of Illness, Care and After-Care	80
Tuberculosis	80
Mass Miniature Radiography	80
B.C.G. Vaccination	82
Co-operation with Voluntary Associations	83, 84
Colonisation of Patients	83
Mental Health	83
Geriatric Service	83
Provision of Nursing Requisites and Apparatus	83
Incontinence Pad Service	84
Convalescence	84
Chiropody Service	85
Tables:	
M. M. R. Significant Abnormalities	81
Chiropody—Treatments	85
Mental Health Service	86
Staff	86
Co-ordination of Psychiatric Services	87
Work Undertaken by Mental Welfare Officers	88
Facilities for Treatment, Out-Patient, In-Patient and Day Care	91
Admissions to Hospital	89
Ambulance Service	91
National Assistance Act, 1948 (S.48)	90
Mental Subnormality	92
Care and Training of the Mentally Subnormal	92
Hospital Care	92
Community Care	93
Temporary Accommodation	93
Hospital Waiting List	92
Arrangements with Adjacent Local Health Authorities	93
Special Care Unit	93
Junior Training Centre	94
Industrial Centre	95
Home Training	95
Residential Accommodation	96
Nuffield Villa	96
Mayall Street Home	96

	Page
Tables:	
New Cases	88
Management of Above Cases	88
Visits and Reports by Mental Welfare Officers	89
Admissions to Hospital	89
Mental Subnormality	
Tables.	
Hospital Waiting List	92
Domestic Help Service	97
Staff	97
Visits of Organizer and Assistants	98
Car Allowances	98
Charges	98
Cases Assisted	98
Refresher Courses	98
Night Attendant Service	99
Table:	
Analysis of Cases	99
 4. GENERAL MEDICAL, PHARMACEUTICAL, DENTAL AND SUPPLEMENTARY OPHTHALMIC SERVICES	101
Oldham Executive Council	101
 5. EPIDEMIOLOGY	105
Anthrax	109
Brucellosis	109
Diphtheria	107
Dysentery	108
E. Coli Infection	109
Encephalitis, Acute	107
Enteric Fever	107
Erysipelas	107
Food Poisoning	109
Malaria	109
Measles	107
Meningococcal Infection	107
Ophthalmia Neonatorum	108
Pneumonia, Acute Primary	107
Pneumonia, Influenzal	107
Poliomyelitis, Acute	109
Puerperal Pyrexia	108
Scarlet Fever	107
Smallpox	108
Whooping Cough	108

	Page
Tuberculosis	113
Cancer	117
Venereal Disease	120
Tables:	
Diseases Notified and Deaths Registered During Each Month, 1964	111
Notifiable Diseases and Deaths Registered in Age Groups, 1964	112
Cases of Certain Notifiable Diseases, 1925-1964	115
Deaths from Certain Notifiable Diseases, 1925-1964	116
New Cases and Deaths—Tuberculosis	114
Lung Cancer—Sex Distribution, 1952-1964	119
Mortality—Rates per Thousand of Population, 1952-1964	119
6. ENVIRONMENTAL HYGIENE	121
Water Supply	123
Sewage Treatment	124
Public Cleansing	126
Swimming Baths and Pools	128
Environmental Health Services	129
Report of the Chief Public Health Inspector	129
Work undertaken by Public Health Inspectors	131
Offensive Trades	134
Common Lodging Houses	134
Bakehouses	134
Noise Abatement Act, 1960	135
Clean Air Act, 1956	136
Atmospheric Pollution	136
Smoke Control Areas	138
Investigation and Measurement of Atmospheric Pollution ...	140
Co-operation with Voluntary Organisations	140
Rodent Control	143
Factories Acts	144
Outwork	145
Offices, Shops and Railway Premises Act, 1963	145
Animal Boarding Establishments Act, 1963	146
Pet Animals Act, 1951	146
Diseases of Animals Acts	146
Diseases of Animals (Waste Foods) Order, 1957	147
Fertilizers and Feeding Stuffs Act, 1926	147
Rag Flock and Other Filling Materials Act, 1951	148
Swine Fever	147
Fowl Pest	147
Tables and Graph:	
Analysis of Smoke Control Areas	139
Estimated and Final Costs involved in first Smoke Control Areas	139

	Page
Atmospheric Pollution Results, 1964, monthly analysis	142
Decrease in Atmospheric Pollution 1959-1964	141
HOUSING	148
Slum Clearance	149
Slum Clearance Programme	149
Individual Unfit Houses	149
Clearance Areas and Compulsory Purchase Orders	151
Voluntary Demolitions	155
Improvement Grants	155
Overcrowding	155
Rent Act, 1957	155
Eradication of Bed Bugs	156
Removals and Disinfestation of Furniture	156
Disinfection	156
Housing Applications Register	156
Tables:	
Summary of Individual Unfit Houses:	
(a) Houses Represented, 1943-64	150
(b) Persons Re-housed	151
Houses Represented and Demolished, 1943-64	149
Clearance Areas and Compulsory Purchase Orders, 1964 ...	153
Compulsory Purchase Orders and Clearance Orders, 1960-64	154
INSPECTION AND SUPERVISION OF FOODS	156
Milk Supply	156
Milk Production in the Borough	157
The Milk and Dairies (General) Regulations, 1959	157
The Milk (Special Designation) Regulations, 1963	157
Milk Samples—For Methylene Blue Test	157
„ Phosphatase Test	158
„ Turbidity Test	158
„ Brucella Abortus	158
Ice Cream	160
Liquid Egg Pasteurisation	160
Meat Inspection	162
Slaughterhouses	162
Tuberculosis (Area Eradication) Order, 1960	163
Slaughter of Animals Act, 1933-1954	164
Food and Drugs Act, 1955	164
Food Hygiene	164
Contamination of Food	165
Report of the Public Analyst	166
Tables:	
Milk Samples Tested for Brucella Abortus	158, 159
Liquid Egg Pasteurisation	161
Meat Inspection, Carcases Inspected and Condemned ...	162
Samples of Food Purchased for Analysis	169

	Page
7. MISCELLANEOUS	171
Nursing Homes	38
Oldham & District Health Services Contributory Association	39
National Assistance Act, 1948 (Section 47)	175
National Assistance (Amendment) Act, 1951	173
Handicapped Persons	173
Incidence of Blindness	173
Partially Sighted	175
Spastics	176
Epileptics	176
Homes for Aged Persons	177
Health Education and Home Safety	178
Cancer Education	178
Oldham & District Family Service Unit	179
Oldham Crematorium	180
Medical Examinations	181
Borough Coroner's Report	183

Times Printing Co., Union Street, Oldham