

**[Report 1906] / Medical Officer of Health, Nuneaton & Chilvers Coton
U.D.C.**

Contributors

Nuneaton and Chilvers Coton (England). Urban District Council.

Publication/Creation

1906

Persistent URL

<https://wellcomecollection.org/works/am7694gw>

License and attribution

You have permission to make copies of this work under a Creative Commons, Attribution license.

This licence permits unrestricted use, distribution, and reproduction in any medium, provided the original author and source are credited. See the Legal Code for further information.

Image source should be attributed as specified in the full catalogue record. If no source is given the image should be attributed to Wellcome Collection.



Wellcome Collection
183 Euston Road
London NW1 2BE UK
T +44 (0)20 7611 8722
E library@wellcomecollection.org
<https://wellcomecollection.org>

NUNEATON AND CHILVERS COTON

Urban District Council.



Annual Report

OF THE

Medical Officer of Health,

FOR THE YEAR 1906.



NUNEATON :

OBSERVER PRINTING AND PUBLISHING COMPANY, LTD.

1907.




Digitized by the Internet Archive
in 2018 with funding from
Wellcome Library

<https://archive.org/details/b29925721>

Medical Officer's Annual Report.

1906.



NUNEATON,

FEBRUARY, 1907.

**To the Chairman and Members of the Nuneaton and Chilvers
Coton Urban District Council.**

MR. CHAIRMAN AND GENTLEMEN,

I have the honour to present to you my Annual Report for the year 1906. The estimated population - computed to the middle of 1906, is based on the number of houses in the last ratebook, taking the average of 4.88 persons per house as at the Census of 1901. I consider this is the fairest and most accurate way of estimating the population of the District.

District.	Houses.	Population.
St. Nicholas and St. Mary	2546	12424
Stockingford	1422	6939
Attleborough	898	4382
	<hr/>	<hr/>
Total—Nuneaton Ward	4866	23745
" Chilvers Coton	1774	8510
	<hr/>	<hr/>
" Combined Wards	6640	32255

	General Death Rate.	Zymotic Death Rate.	Total Death Rate.	
Nuneaton	12.4	1.3	13.7	per 1000
Stockingford	11.4	1.5	13.1	"
Attleborough	7.2	1.3	8.9	"
Chilvers Coton	12.8	1.1	13.9	"

During the year 1906 the total number of Deaths registered in the Nuneaton Ward was 301, viz :—149 males and 152 females, or equal to a death rate of 12.9 per 1000. During the year 1905 the total number of deaths registered in the Coton Ward was 119 viz :—61 males and 58 females, or equal to a death rate of 13.9 per 1000.

The death rate in Nuneaton Ward was less than in 1905—12.9 as against 13.3 per 1000 in 1905. The death rate in the Chilvers Coton Ward was more than in 1905—13.9, as against 11.6 per 1000 in 1905.

The total number of Births registered in the Nuneaton Ward was 788, viz. :—376 males and 415 females, or equal to a birth rate of 33.8 per 1000. These include 7 illegitimate children, 4 males and 3 females.

The number of Births registered in the Chilvers Coton Ward was 255 viz. :—132 males and 123 females, or equal to a birth rate of 29.9 per 1000. These include 5 illegitimate children, 3 males and 2 females.

The combined Wards show a birth rate of 32.3 per 1000. The birth rate of Nuneaton Ward was slightly higher than in 1905—33.8 as against 32.8 per 1000. The birth rate in the Chilvers Coton Ward was lower than in 1905—29.9 as against 32.8 per 1000.

AGES AT WHICH DEATH TOOK PLACE.

	Nuneaton Ward.	Chilvers Coton Ward.
Under 1 year	116	51
1 year and under 5 years ...	30	13
5 years and under 15 years ...	16	6
15 years and under 25 years ...	8	3
25 years and under 65 years ..	65	20
65 years and upwards	66	26
Total	301	119
Grand Total ..	420	

INFANTILE MORTALITY.

The Infantile Mortality (under 1 year) was :—Nuneaton Ward 147 to registered births per 1000 (116 deaths); Chilvers Coton Ward was 200 (51 deaths). In Nuneaton Ward the Infantile death rate was higher. In the Coton Ward the Infantile death rate was much higher than in 1905. The combined Infantile mortality was 160.

The Infantile deaths in the Nuneaton Ward were principally due to Premature Births 18, Epidemic Enteritis 17, Diarrhoea 10, Bronchitis 9, Marasmus 7.

The Infantile deaths in the Chilvers Coton Ward were principally due to Marasmus 10, Enteritis 7, Feeble Birth 4, Convulsions 4.

From my own experience the probable acting causes may be summed up as follows :—

1. Syphilis, to a limited extent, only 3 deaths having been registered during the last 2 years.

2. Early and improvident marriages. This is a most potent factor in a district like this, where there are a large number of males and females at an impressionable age, working and consorting together in various factories ; they seem only too ready to undertake the varied responsibilities of married life, and are ignorant of domestic hygiene, and the most elementary laws, which should govern their action, and guide them in bringing up any children which may be born to them.

3. Improper, over, and artificial feeding. Respecting the first two causes I may briefly lay down a few rules, which, if followed, must necessarily beneficially influence the death-rate.

(a) The mothers milk is the natural food up to at least six months, provided it is good in quality and sufficient in quantity.

(b) If insufficient or deficient in quality, fresh cow's milk suitably diluted according to the age of the Infant.

(c) All milk should be boiled, and stored away that neither dust or germs can render it unwholesome. Milk should be put into a jug when scalded, and covered with fine muslin dipped in cold water.

ARTIFICIAL FEEDING.

1. Feeding bottles. The worst kind is, undoubtedly, one with a long rubber tube, and it is illegal either to use or sell them in France. It is impossible by any means to properly cleanse them. The best bottle to use is that known as the "Boat," having no tubes but only the teat fitted on with a valve.

2. Artificial foods are legion in number, each claiming its special advantages, but I most emphatically say that no child under six months should be allowed to have any such food : nor pap, bread crumbs, rusks, etc.

From my own knowledge it is in children over six months remarkable how the peculiar idiosyncrasy of the child operates in the selection ; one kind is immediately rejected, whilst another substituted may suit and is readily assimilated.

You will perceive from the above that several operating causes conduce to this large Infantile Mortality, and with a view of minimising it recommend the following for your consideration.

1. Health Lectures.
2. Health Visitors, Nurses.
3. Earlier information of births, say weekly.
4. The continued distribution of leaflets on feeding, &c.

To conclude I would draw your attention to the interesting experiment at Huddersfield.

An interesting experiment by Alderman Benjamin Broadbent, M.A., Mayor of Huddersfield, dealing with the Infantile Mortality in the District of Longwood, one of the Wards of the Borough of Huddersfield, was completed on the 9th November, 1906. The experiment was intended to discover if any appreciable effect could be produced upon an Infantile death-rate which was already favourable as compared with the average in industrial districts. The Infantile Mortality figure for ten years averaged 122 per 1,000 births. The figures were certainly not bad. But on the other hand even the above figure points to a frightful wastage of life, and when the figure reaches 250, which it has done, the need for something to be done is apparent. As to the methods employed, they all sprang naturally from the simple principle which was the root idea—it was to help and encourage the mothers. It was in fact, an anticipation of the advice given by the Right Hon. John Burns, P.L.G.B. at the opening of the London Conference on Infantile Mortality: "Concentrate on the Mother." It was difficult to find out any good way of giving any kind of help to the mothers. It was no means easy to obtain information as to when and where the babies were born. It was easy to know when they were dead and gone. A birthday present of a £1, on attaining its first birthday was a means of overcoming the difficulty, then disappointment seemed to await the Mayor; it was more than two weeks before any notification was received, the difficulty gradually disappeared, and after two months the notices came quite regularly. The card by which the promissory note was given, along with the best advice suitable for helping the mother, was taken to the home by one of a small committee of ladies who voluntarily undertook this task. There was a great amount of doubt as to how the card would be received by the mother, she might consider that it was meddlesome and intrusive, it was soon found that this was not so. The ladies brought a present for the baby, and to talk about the baby; there are not many mothers, however proud, who would refuse to talk about her baby when the baby was under a month old. There was nothing of the nature of lecturing or fault finding—no playing the "superior person." The visits were made exclusively for the purpose of giving help by means of advice and sympathy, and where possible and acceptable, by instruction, but no "charity" was allowed.

The results may be briefly stated, 112 babies were concerned; 107, I know, survived their first birthday. Reduce this to statistical

form and we have an Infantile Mortality of 53 per 1,000 births, that is to say, that the Infantile death rate was reduced by more than one half, and it is to be remembered that even this on a rate already low. Taken as a whole the 107 "SOVEREIGN" babies are a splendid lot, hard to beat by an equal number of the same age. It would appear that the means were quite inadequate to produce the results; there was no milk depot, no creche, but a very great amount of diligent work has been put into this effort. First the constant visiting of the ladies, assisted in the latter part of the period by the Municipal Health visitor (Lady Doctors) appointed October, 1905. Frequent letters of advice at special times of the year, (the outset of cold weather and at the Diarrhœa season) little reminders of good will sent to each baby at Christmas and Easter, and, what proved a great success, a Mayoral garden party in the summer of 1906 to all babies and their parents. The whole operation was under the constant supervision by the M.O.H., whose advice was sought in every difficulty.

It will probably be asked whether this small scale experiment can be used as an example for effort on a Municipal scale. There need be no hesitation in saying that the main lines can readily be applied, and with the necessary local adaptations, the same principle of helping the mothers could be followed out. No such detail as a £1 birthday present would be either necessary or advisable on a Municipal scale, but all effort, whether Municipal or Voluntary, should be subject to the one object to do the baby good by helping the mother to do her best.

The natural increase of the population by increase of Births was :—Nuneaton Ward, 487 ; Chilvers Coton Ward, 136 ; or a grand total of 623.

Comparing the year 1905 with 1906 :—

Nuneaton.—The general death rate was higher than in 1905—12.4 as against 12.0 per 1000.

Stockingford.—It was slightly lower than in 1905—11.4 as against 12.4 per 1000.

Attleborough.—It was decidedly lower than in 1905—7.2 as against 10.5 per 1000.

Chilvers Coton.—It was higher than in 1905—13.9 as against 10.3 per 1000.

Nuneaton.—The Zymotic death rate was lower—1.3 as against 1.4 per 1000.

Stockingford.—The Zymotic death rate was higher—1.5 as against 1.1 per 1000.

Attleborough.—The Zymotic death rate was lower—1.3 as against 1.8 per 1000.

Chilvers Coton.—The Zymotic death rate was slightly lower than in 1905—1.1 as against 1.3 per 1000.

INFECTIOUS DISEASES.

Cases of Small Pox During the Year 1906.—During the year there were 2 cases of Small Pox, in Abbey Street, in children both unvaccinated. Both were removed to the Council's Isolation Hospital; no deaths occurred.

AERIAL TRANSMISSION.

The general impression is amongst, perhaps, a majority of medical men, that aerial connection is one of the principal means by which this disease is spread. With all due respect to this opinion, arrived at by careful and exhaustive research, I do believe this cause is highly exaggerated, and is losing ground amongst those who have devoted much time and attention to this matter, and must throw the weight of my experience in with Dr. Power who concludes, "That diffusion only occurred where acute cases were aggregated, and, perhaps, only under certain atmospheric conditions, which cannot as yet be defined."

Scarlatina—82 cases were reported in the Nuneaton Ward during the year, as against 79 in 1905, which, together with other notifiable diseases, appear in a tabulated form elsewhere. 51 cases removed to Hospital. Two deaths took place as against two in 1905. 1 at Nuneaton Isolation Hospital and 1 at Nuneaton. The disease, in a measure, has been spread by contagion.

14 cases were reported in the Chilvers Coton Ward during the year, as against 46 cases in 1905; one death occurred. The total number of cases reported in the two Wards reached the figures of 96, as against 126 in 1905. Ten cases were removed to the Isolation Hospital, as against 26 in 1905.

Diphtheria—Eight cases as against 26 in 1905, were reported in the Nuneaton Ward. 1 death occurred. Three cases were reported in the Chilvers Coton Ward, as against 9 in 1905. In most cases no definite cause could be traced. No deaths occurred.

This is a specific and strongly contagious disease upon the mucous membranes, with the formation of whitish and very tenacious pelicles on the throat, nares, larynx and trachea; with rapid development of anæmia, extreme debility and often followed by paralysis. It is due to the presence of the Klebs-Loeffler bacillus, which is the etiological criterion by which true Diphtheria is distinguished from other forms of membranous inflammation.

The disease is endemic in the larger centres of population and becomes epidemic in certain seasons of the year. Whilst other contagious diseases have diminished in the past decade, Diphtheria has increased, particularly in cities. It has also prevailed in country districts and a close relation between imperfect drainage and polluted water supply has not been determined.

It is not very clear, however, what forms of uncleanness or what constitutional conditions are most influential in this respect.

Whilst those who are often in the best of health often take it, weakly often escape. It attacks the wealthy and the clean as well as the poor, the filthy, and the overcrowded. I may say, quoting Dr. Osler, "On the one hand there are cases of simple sore throat which the bacteriologists, finding the Klebs-Loeffler bacillus, call true Diphtheria. On the other hand cases of membranous sloughing angina, diagnosed by the physician as Diphtheria, are called by bacteriologists, in the absence of the Klebs-Loeffler bacillus, pseudo-Diphtheria or diphtheroid angina. The term diphtheroid may be used for the present to designate those forms in which the above named bacillus is not present.

Though usually milder, severe constitutional disturbance and even paralysis may follow this so called pseudo-Diphtheria process.

Total number of cases. 11 as against 29 in 1905.

In two cases the disease was due to insanitary conditions, and the remainder no direct cause could be traced. The majority occurred in modern houses.

Measles.—This disease was much less prevalent than in 1905. 1 death occurred in the Nuneaton Ward as against 11 in 1905. No deaths occurred in Coton Ward against 2 in 1905.

Whooping Cough.—In the Nuneaton Ward, 11 deaths, as against 5 in 1905. 4 deaths took place in the Coton Ward, as against 1 in 1905.

Diarrhœa, including Epidemic Enteritis, and Epidemic Diarrhœa. 33 deaths were registered in the Nuneaton Ward against 14 in 1905. Ten deaths were registered in the Coton Ward, as against nil in 1905. In 1905 Diarrhœa only was included.

Influenza.—About as prevalent as in former years. 2 deaths occurred. No deaths occurred in the Coton Ward, as against 0 in 1905.

ENTERIC FEVER.

Nine cases were reported in the Nuneaton Ward, as against 3 in 1905. Nuneaton 1, Stockingford 2, Attleborough 6, Chilvers Coton 1.

LOCALITY OF ENTERIC FEVER CASES.—NUNEATON.

Tuttle Hill I

IN STOCKINGFORD PARISH.

Galley Common 1, water analysed, good. Bucks Hill 1, no cause.

ATTLEBOROUGH.

Attleborough 6. Three no cause. 2 water condemned. 1 obstructed drainage.

COTON WARD.

John Street 1, no cause.

JOINT SMALL POX HOSPITAL.

This applies to Nuneaton Urban and Rural, Bulkington Urban, and Foleshill and Atherstone Rural Sanitary Authorities. I believe all the other districts in Warwickshire, with the above exceptions, are already provided, or providing such accommodation. During the years 1903, 1904, and 1905 I have, in company of the Surveyor, visited and reported upon many likely sites. Some were not suitable, others offered and then withdrawn, whilst sentimental and other objections were raised. The site selected is just out of our boundary, in the Bulkington Urban District, an area of 27 acres, and admirably adapted for the purpose.

The Joint Committee of the above accepted the tender of a local builder for about £4,500, and the work commenced in May, 1906. It consists of four blocks, viz., Administrative, including Discharge, Observation, Laundry, and Ward.

The Ward Block accommodates 16 patients, 8 male, and 8 female, and four cases can be treated in the Observation Block. The Sewage will be treated bacteriologically, with settling tanks and percolating filter, and the effluent discharges over land and then into a small tributary of the River Anker. The water supply is from the town mains, extending from Lutterworth Road, a distance of 3,550 yards.

The Committee recognize the importance of the early completion of the building, as the accommodation for the treatment of Small Pox in the different districts of the Joint Hospital Authority, is practically non-existent.

WATER SUPPLY.—NUNEATON WARD.

Eleven samples of water were analysed ; 9 condemned, 2 not.

WATER SUPPLY.—CHILVERS COTON.

2 waters analysed, both condemned.

VENTILATING OF SEWERS.

I would again strongly urge the erection of these shafts all over the district without further delay. Several new shafts have been erected in 1906, principally in the Stockingford district.

BACTERIOLOGICAL EXAMINATION.

On September 19th, 1900, the Council decided to fall in with the suggestion of the County Council in purchasing outfits for Bacteriological Examination in suspected cases of Diphtheria and Enteric Fever. Letters were sent to each Medical Practitioner stating that they could be obtained at the Council Offices. I regret to say very little use has been made of them.

ISOLATION HOSPITAL.

Matron.—Miss E. F. James.

The present Hospital was opened in 1893 for Small Pox ; on February 15th, 1897, for Scarlet Fever cases. Since that time several additions have been made. Sixty-one cases of Scarlatina have been admitted during the year, viz., 30 males and 31 females, as against 26 in 1905. Several cases of Scarlatina were of a severe type, necessitating frequent night and early morning visits. I have paid 126 visits to the Hospital alone, and hundreds of visits to individual patients.

Five cases were admitted from outside districts : Three, Scarlet Fever, Bulkington, and 2 Scarlet Fever, Atherstone.

During the year 1906 2 deaths occurred from Scarlet Fever, as against 2 in 1905. 97 cases of Scarlatina were reported in both Wards, 139 in 1897, 109 in 1898, 85 in 1899, 53 in 1900, 58 in 1901, 211 in 1902, 96 in 1903, 195 in 1904, and 126 in 1905.

Of the Scarlet Fever cases, 35 were admitted from Nuneaton, 7 Stockingford, 9 Attleborough, 10 Chilvers Coton.

Scarlet Fever has been less prevalent during the year, more have been admitted into the Isolation Hospital than in 1905.

The district has an area of 10,597 acres, bounded on the north by the Atherstone Rural and the Nuneaton Rural District, on the east by the Hinckley Rural and Urban District, on the south by the Bulkington Urban and Foleshill Rural District, and on the west by the Nuneaton Rural District. The country is somewhat undulating, rising gradually to the north and west, and reaches, roughly, about 200 feet above the town of Nuneaton. Geologically, the whole district is on red marl. The house accommodation for the working classes is now well provided for, with the exception

of a class of house at about 4s. per week for the labourer who earns about £1 per week. Proper air space is insisted upon in all new buildings, and improvements have taken place in some of the older properties. Coton Heath End sewerage is now completed.

The sewage is disposed of by the Bacteriological System on to a farm (about 80 acres) in the Rural district of Atherstone, is then subjected to filtration, and the effluent finally treated upon the land. This work, the cost of which has been about £45,000, was finished during the latter portion of 1901. What is not dealt with on the above system is disposed of by means of ashpit privies, the contents of which are regularly removed on to tips for disposal to farmers. The house refuse is disposed of and burnt at the Council's Destructor. This work is carried out by the Council. The water is supplied by the Council's own Waterworks from a deep well (late Messrs. Stanley's boring shaft) ; there is sufficient quantity for the needs of the district, and is very wholesome, and from numerous analyses has been found free from pollution.

The Council have supervision over slaughter-houses, cow-sheds, dairies, milk-shops, bakehouses, and canal boats. These have been periodically visited by the Inspector and myself and generally found satisfactory.

FACTORIES AND WORKSHOPS.

During the year I have visited, in company with the Sanitary Inspector, the workshops, factories, and outworkers' homes in the district, with a view to their sanitary condition. I am pleased to be able to report that inspection shows them to be kept in a satisfactory condition.

TALLOW MELTER & CANDLE MAKER.

In October a complaint was addressed to the Council by ten inhabitant householders under Sec. 114 of the Public Health Act, 1875, as to an alleged nuisance arising from the trade of a Tallow-Melter and Candle-Maker in Mill Street. On the instructions of the Sanitary Committee, and in conjunction with the Surveyor, I visited Sanitary Works at Birmingham, Leicester, and Nottingham with a view to ascertaining the measures taken in each of these places to prevent the possibility of a nuisance.

We subsequently presented a Report to the Committee embodying the information gained in the matter, and pointing out that the main object to be attained is the cremation, as far as possible, of the noxious vapours arising from the melting vats and their subsequent discharge through a chimney at such a height as to be above the roofs of the adjacent premises.

As a result of the action of the Committee the owner of the premises has constructed an arrangement whereby the fumes from the vats are conducted under the boiler fire, although the chimney has not been raised to the height suggested. There has been no evidence of nuisance since the alterations were made, and it is to be hoped that they will stand the test of the weather during the approaching Summer.

NO SCHOOLS WERE CLOSED DURING THE YEAR.

I must again take this opportunity to thank you, Mr. Chairman, and Members of the Council, and also my brother officers for the consideration and help I have always received in the course of my duties, which have at times been onerous, but considerably lightened by the help offered.

I remain, Gentlemen,

Your obedient servant,

E. PEACOCK, M.R.C.S., L.S.A., Lond.,

Medical Officer of Health.

TABLE I.
ESTIMATED POPULATION AND BIRTH AND DEATH RATES FOR WHOLE DISTRICT.

DISTRICTS AMALGAMATED IN 1893.

YEAR.	Population estimated to Middle of each Year.	BIRTHS.		DEATHS UNDER ONE YEAR OF AGE		DEATHS AT ALL AGES — TOTAL.		Deaths in Public Institutions.	Deaths of Non-Residents registered in District.	Deaths of Residents registered beyond District.	DEATHS AT ALL AGES — NETT.	
		Number.	Rate.*	Number.	Rate per 1,000 Births reg's't'd	Number.	Rate *				Number.	Rate.*
1	2	3	4	5	6	7	8	9	10	11	12	13
1896	17,316	762	43.4	109	143	317	16.3	19				
1897	17,716	776	41.5	142	182	354	20.3	22				
1898	18,116	834	44.0	160	191	414	23.1	25				
1899	22,856	864	36.5	143	165	366	16.2	32				
1900	23,086	857	35.8	151	171	429	18.5	23			429	18.5
1901	25,239	943	37.3	136	144	362	14.3	20			362	14.3
1902	26,084	903	34.6	117	131	364	13.9	29			364	13.9
1903	27,182	935	34.8	142	151	386	14.2	41			386	14.2
1904	28,159	1024	36.3	149	144	423	15.0	42			423	15.0
1905	29,709	977	32.8	113	115	384	12.7	40			384	12.7
Averages for years 1896-1905.	23,546	787	37.7	136	153	379	16.4	30				
1906	32,255	1043	32.3	167	160	420	13.0	37	7	2	420	13.0

* Rates calculated per 1,000 of estimated population.

TABLE II.
ESTIMATED POPULATION AND BIRTH AND DEATH RATES CLASSIFIED UNDER LOCALITIES.
DISTRICTS AMALGAMATED IN 1893.

NAMES OF LOCALITIES.	1.—NUNEATON.				2.—S'OCKINGFORD				3.—ATTLEBOROUGH.				4.—CHILVERS COTON.			
	Population esti- mated to middle of each Year.	Births registered.	Deaths at all Ages.	Deaths under 1 year.	Population esti- mated to middle of each Year.	Births registered.	Deaths at all Ages.	Deaths under 1 year.	Population esti- mated to middle of each year.	Births registered.	Deaths at all Ages.	Deaths under 1 year.	Population esti- mated to middle of each year.	Births registered.	Deaths at all Ages.	Deaths under 1 year.
YEAR	a.	b.	c.	d.	a.	b.	c.	d.	a.	b.	c.	d.	a.	b.	c.	d.
1896	8,046	589	169	50	3,233		59	25	1,963		16	8	4,074	173	73	25
1897	8,228	621	162	70	3,347		67	25	1,997		49	18	4,144	155	76	29
1898	8,410	659	182	79	3,461		94	44	2,031		46	12	4,214	175	92	28
1899	9,437	683	175	68	4,633		61	29	3,502		50	21	5,284	181	80	23
1900	9,549	677	188	75	4,647		90	38	3,536		50	17	5,354	180	101	21
1901	10,640	400	171	64	5,109	207	75	39	3,664	144	46	8	5,826	192	70	15
1902	10,861	375	181	60	5,346	212	73	38	3,846	133	38	10	6,031	183	72	19
1903	11,333	389	185	72	5,583	219	76	30	4,029	128	41	14	6,237	199	84	26
1904	11,678	376	158	60	5,826	238	78	26	4,212	157	46	2	6,443	259	99	41
1905	12,118	366	164	50	6,036	251	82	31	4,372	124	54	12	7,183	236	84	18
Averages of Years 1896 to 1905	10,030	512	173	64	4,722		75	32	3,315		43	12	5,479	193	83	24
1906	12,424	360	171	65	6,939	267	91	39	4,382	131	39	12	8,510	255	119	51

TABLE IV.

CAUSES OF, AND AGES AT DEATH DURING YEAR 1906.

CAUSES OF DEATH.	DEATHS IN OR BELONGING TO WHOLE DISTRICT AT SUBJOINED AGES.							DEATHS IN OR BELONGING TO LOCALITIES (AT ALL AGES).							DEATHS IN PUBLIC INSTITUTIONS.	
	All ages.	Under 1.	1 and under 3.	5 and under 15.	15 and under 25.	25 and under 65.	65 and upwards.	Nuneaton	Lockington	Attleboro	Chilvers	Workhouse.	General Hospital.	Isolation Hospital.		
1	2	3	4	5	6	7	8	9	10	11	12	13	14	15		
Small-pox				1				1	1		1			1	2	
Measles			1	2				5	4		4				1	
Scarlet Fever		11	4							1						
Whooping-cough																
Diphtheria and Membranous Group			3	1				1	3							
Croup																
Typhus																
Fever } Enteric					1	2					1		2		2	
Other continued																
Epidemic influenza							2									
Cholera																
Plague																
Diarrhoea		34	9					20	9	4	10					
Enteritis		18	2	1				6	6	2	9					
Puerperal Fever						1					1					
Erysipelas											1					
Other Septic Diseases		1	1	1	4	13		11	1	1	2	1			1	
Phthisis		8	4	4	2	3		10	2	1	7		1			
Other Tubercular cases																1

TABLE IV.—Continued.

CAUSES OF, AND AGES AT DEATH DURING YEAR 1905.

CAUSES OF DEATH.	DEATHS IN OR BELONGING TO WHOLE DISTRICT AT SUBJOINED AGES.								DEATHS IN OR BELONGING TO LOCALITIES (AT ALL AGES).							DEATHS IN PUBLIC INSTITUTIONS.
	All ages.	Under 1 year.	1 and 5.	5 and 15.	15 and under 25.	25 and under 65.	65 and upwards.	6 Nuneaton	10 Stockingsfold	11 Attleboro'	12 Chilvers Colon.	13 Work-house.	14 General Hospital.	15 Isolation Hospital.		
I	2	3	4	5	6	7	8	6	10	11	12	13	14	15		
Cancer, malignant disease								6	3	3	4					
Bronchitis ...	10		3	1		14	2	9	3	3	8					
Pneumonia ...				1		2	10	2	3	5	1	1				
Pleurisy ...						6	1	2	3	2						
Other diseases of Respiratory organs ...	6		2	3	1	1	1	6	5	1	3					
Alcoholism ...						4		3		1						
Cirrhosis of liver ...																
Venereal diseases...																
Premature birth ...	21							10	7	1	3					
Diseases and accidents of parturition ...					1					2						
Heart diseases ...	1		1	2		6	12	9	7		6					
Accidents ...				1		4	2	2	1		3		2			
Suicides ...						2		1	1							
All other causes ...	57		12	3	1	24	61	51	26	12	50	17	2		20	
All causes...	167	10	43	21	86	93	154	86	36	114	21	8	1	37		

TABLE V.

INFANTILE MORTALITY DURING THE YEAR 1906.

Deaths from stated Causes in Weeks and Months under
One Year of Age.

CAUSE OF DEATH.		Under 1 Week.	1-2 Weeks.	2-3 Weeks.	3-4 Weeks.	Total under 1 Month.	1-2 Months.	2-3 Months.	3-4 Months.	4-5 Months.	5-6 Months.	6-7 Months.	7-8 Months.	8-9 Months.	9-10 Months.	10-11 Months.	11-12 Months.	Total Deaths Under One Year	
All Causes	{ Certified ...	28	6	8	2	44	14	20	13	17	15	11	10	8	5	6	4	167	
	{ Uncertified ...																		
COMMON INFECTIOUS DISEASES.																			
Small-Pox ...																			
Chicken-Pox ...																			
Measles ...																			
Scarlet Fever ...																			
Diphtheria: Croup ...																			
Whooping Cough ...							2	1	2	3			1		1	1			11
DIARRHOEAL DISEASES.																			
Diarrhoea, all forms ...				1		1	3	4	4	4	5	4	4	3	2				34
Enteritis (<i>not Tuberculous</i>) ...								2		3	2			3					14
Gastritis, Gastro intestinal Catarrh }								2					1			1			4
WASTING DISEASES.																			
Premature Birth ...		14	2	2		18	3												21
Congenital Defects ...																			
Injury at Birth ...																			
Want of Breast-milk ...						1		2											3
Atrophy, Debility, Marasmus...		1	1	1		3	4	4	2	2	3				2				20
TUBERCULOUS DISEASES.																			
Tuberculous Meningitis ...																	1		1
Tuberculous Peritonitis: Tabes Mesenterica }								1	2	1		2	1						7
Other Tuberculous Diseases ...										1			1						2
Erysipelas ...																			
Syphilis ...					1	1													1
Rickets ...																			
Meningitis (<i>not Tuberculous</i>) ...									1										1
Convulsions ...		4				4		1		2							1		8
Bronchitis ...							1	3	3	1	2								10
Laryngitis ...																			
Pneumonia ...																			
Suffocation, overlaying ...		1				1													1
Other Causes ...		8	3	4	1	16			2	1	1	1	2	2		2	2		29
		28	6	8	2	44	14	20	13	17	15	11	10	8	5	6	4		167

TABLE VI.

Showing year by year for the period 1891-1906 the number of notifications of Enteric Fever, and the Enteric Fever attack rate per 1,000 persons living in the Urban District of Nuneaton and Chilvers Coton, with the number of deaths and the death rate yearly from the same cause.

Year.	Estimated Population.	Enteric Fever.			
		Notification.	Attack rate per 1000.	Number of Deaths.	Death rate per 1000.
1891	15,297	82	5.4	9	.588
1892	16,084	31	1.9	5	.310
1893	16,912	19	1.1	2	.118
1894	17,783	9	0.5	3	.168
1895	18,698	14	0.7	8	.428
1896	19,661	10	0.5	4	.203
1897	20,673	21	1.0	3	.145
1898	21,737	28	1.3	8	.368
1899	22,856	114	5.0	16	.700
1900	23,186	20	0.8	2	.086
1901	25,239	76	3.8	12	.475
1902	26,084	11	0.42	4	.015
1903	27,182	8	0.29	2	.007
1904	28,159	6	0.21	3	.010
1905	29,709	3	0.1	0	.0
1906	32,255	10	0.3	2	.006

TABLE VII.

BIRTHS, DEATHS, DEATH, BIRTH, AND ZYMOTIC RATES
FROM JANUARY 1st, TO DECEMBER 31st, 1906.

Locality.	Nun- eaton.	Stocking- ford.	Attle- borough.	Chilvers Coton.	Entire District.
Area in Acres ...	(—	6,541	—)	4,056	10,597
Census Population in 1901, ...	10,553	5,049	3,618	5,774	24,996
Pop. middle of 1906	12,424	6,939	4,382	8,510	32,255
Persons to an Acre,	(—	—	—	—	2.1
Total Deaths for year	171	91	39	119	420
Deaths from Seven Principal Zymotic Diseases, ...	13	9	6	10	38
Death rate per 1000 from 7 principal Zymotic Diseases	1.0	1.2	1.3	1.1	1.1
Births for the Year,	390	267	131	255	1043
Total Death Rate,	13.7	13.1	8.9	13.9	13.0
Birth Rate, ...	31.3	38.4	29.8	29.9	32.3

TABLE VIII.

DEATHS, BIRTHS, DEATH AND BIRTH RATE FOR THE
PAST TEN YEARS.

NUNEATON WARD.

1897	278 Deaths	20.48 per 1,000	621 Births	45.75 per 1,000
1898	322 „	22.16 „	659 „	46.67 „
1899	286 „	16.27 „	683 „	38.8 „
1900	328 „	18.4 „	677 „	38.1 „
1901	292 „	15.7 „	751 „	39.0 „
1902	292 „	14.5 „	720 „	35.9 „
1903	302 „	14.6 „	736 „	35.7 „
1904	308 „	14.1 „	765 „	35.2 „
1905	300 „	13.3 „	741 „	32.8 „
1906	301 „	12.9 „	788 „	33.8 „

CHILVERS COTON WARD.

1897	76 Deaths	18.33 per 1,000	155 Births	37.4 per 1,000
1898	92 „	21.92 „	175 „	41.5 „
1899	80 „	15.13 „	181 „	34.25 „
1900	101 „	18.8 „	180 „	33.6 „
1901	70 „	12.0 „	192 „	32.9 „
1902	72 „	11.9 „	183 „	30.3 „
1903	84 „	13.5 „	199 „	32.0 „
1904	115 „	17.8 „	259 „	40.0 „
1905	84 „	11.6 „	236 „	32.8 „
1906	119 „	13.9 „	255 „	29.9 „

TABLE IX.

ANALYSIS OF DEATHS FOR 1906.

NUNEATON DISTRICT.

CAUSE OF DEATH.	All Ages	Under One Year.	1 and under 5 years.	5 and under 15 years.	15 & under 25 years.	25 & under 65 years.	65 years & upwards.	TOTAL.
	Scarlet Fever	2			2			
Whooping Cough	6	4	2					6
Membranous Croup	1		1					1
Diarrhœa	5	4	1					5
Influenza	2						2	2
Bronchitis	10	6				1	3	10
Pneumonia	2					2		2
Broncho-Pneumonia	5	4	1					5
Spasmodic Croup	1		1					1
Phthisis	3					3		3
Pleurisy with effusion	1						1	1
Pulmonary Tuberculosis	8		1	1	2	4		8
General Tuberculosis	1				1			1
Fibroid Phthisis	1					1		1
Heart Disease	4					2	2	4
Fatty Degeneration of Heart	1	1						1
Aortic Regurgitation	1						1	1
Mitral do	1		1					1
„ Stenosis	1						1	1
Want of Mothers Milk	2	2						2
Marasmus	4	4						4
Insufficient Vitality	1	1						1
Enteritis	3	2		1				3
Gastritis	3	3						3
Epidemic Enteritis	15	11	4					15
Suppurative Stomatitis	1					1		1
Gastric Ulcer	1					1		1
Cirrhosis of Liver	3					3		3
Chronic Interstitial Nephritis	1						1	1
Addisons Disease... ..	1					1		1
Peritonitis	1					1		1
Tubercular Peritonitis	6	4		2				6
Intussusception	1	1						1
Cerebral Hœmorrhage	11					3	8	11
Meningitis	2	1	1					2
Cerebral Softening	1					1		1
Tubercular Meningitis	3		2	1				3
Atheroma of Cerebral Arteries	1					1		1
Dentition	1		1					1
Convulsions	2	1	1					2
Epilepsy	1					1		1
Cancer of Liver	3					3		3
„ of Uterus	2					2		2
Epithelioma of Uterus	1					1		1
Congenital Syphilis	1	1						1

TABLE IX.—Continued.

ANALYSIS OF DEATHS FOR 1906.

NUNEATON DISTRICT.

CAUSE OF DEATH.	All Ages.	Under One Year.	1 and under 5 years.	5 and under 15 years.	15 & under 25 years.	25 & under 65 years.	65 years & upwards.	TOTAL
Senile Decay	20					1	19	20
Premature Birth	10	10						10
Feeble Birth	2	2						2
Plural Birth	2	2						2
Gout	1							1
INQUESTS. ;—								
Killed by Train, run over ...	1							1
Hæmorrhage due to internal injuries by fall of Clay ...	1					1		1
Loss of Blood from Cut Throat	1					1		1
Syncope due to want of air	1					1		1
Fraction of Skull, caused by fall of Coal	1					1		1
Asphyxia caused by occlusion of air from Lungs ...	1	1						1
Some form of Heat Failure	1			1				1
Syncope due to the great heat and indigestion ...	1					1		1
TOTALS.	171	65	17	8	3	38	40	81

**TABLE X.—ANALYSIS OF DEATHS FOR 1906.
CHILVERS COTON DISTRICT.**

CAUSE OF DEATH.	All Ages	Under One Year.	1 and under 5 years.	5 and under 15 years	15 & under 25 years.	25 & under 65 years.	65 years & upwards	TOTAL.
Scarlet Fever	1		1					1
Enteric Fever	1				1			1
Whooping Cough	4	3	1					4
Diarrhoea	4	3	1					4
Erysipelas	1					1		1
Bronchitis	8	1	2				5	8
Broncho-Pneumonia	1	1						1
Pneumonia	1					1		1
Asthma	1					1		1
Laryngitis	1			1				1
Pulmonary Tuberculosis	2				1	1		2
General Tuberculosis	3	1				2		3
Heart Disease	6			1		2	3	6
Want of Mothers Milk	1	1						1
Marasmus	11	10		1				11
Tabes Mesenterica	2	1	1					2
Enteritis	8	7	1					8
Gastro Enteritis	1	1						1
Epidemic Enteritis	6	4	2					6
Tubercular Meningitis	3	1	1	1				3
Tubercular Peritonitis	2	1	1					2
Meningitis	2		1	1				2
Softening of Brain	1					1		1
Convulsions	5	4	1					5
Dentition	2	2						2
Cancer of Uterus	3					3		3
Senile Decay	15					1	14	15
Feeble Birth	4	4						4
Premature Birth	3	3						3
Appendicitis	1					1		1
Gastric Ulcer	1					1		1
Intestinal Obstructions	1					1		1
Puerperal Peritonitis	1					1		1
Malignant Jaundice	1						1	1
Leucocythaemia	1	1						1
Cleft Palate	1	1						1
Pemphigus	1	1						1
Cellulitis of Hand	1						1	1
Grangrene of Foot	1						1	1
INQUESTS								
Collapse due to perforated Ulcer of Stomach	1					1		1
Asphyxia caused by tight neck band	1					1		1
Asphyxia caused by ruptured blood vessel	1						1	1
Asphyxia caused by drowning	1			1				1
Fractured skull caused by wagon	1				1			1
Mutilation of brain and pelvis run over	1					1		1
TOTALS.	119	51	13	6	3	20	26	119

**TABLE XI.—ANALYSIS OF DEATHS FOR 1906.
STOCKINGFORD DISTRICT.**

CAUSE OF DEATH.	All Ages									TOTAL.
		Under One Year.	1 and under 5 years.	5 and under 15 years.	15 & under 25 years.	25 & under 65 years.	65 years & upwards.			
Diphtheria	1		1							1
Measles	1			1						1
Membranous Croup	2		1	1						2
Diarrhœa	2	2								2
Whooping Cough	4	3	1							4
Enteric Fever	1						1			1
Bronchitis	3	3								3
Pneumonia	3			1	1	1				3
Broncho-Pneumonia	2	1		1						2
Phthisis Pulmonatis	3				1	2				3
Acute Laryngitis	1			1						1
Chronic Asthma	1							1		1
Acute Bronchial Catarrh	1				1					1
Pulmonary Tuberculosis	1					1				1
Miliary Tuberculosis	1	1								1
Heart Disease	3					2		1		3
Cardiac Degeneration	2							2		2
Mitral Stenosis	2							2		2
Insufficient Vitality	2	2								2
Gastritis	2	1						1		2
Enteritis	4	3						1		4
Epidemic Enteritis	7	6	1							7
Intussusception	1	1								1
Cerebral Thrombosis	1						1			1
" Embolism	1						1			1
" Hæmorrhage	4							4		4
Tubercular Meningitis	1		1							1
Septic "	1		1							1
Convulsions	4	3	1							4
Dentition	2		2							2
Senile Decay	5							5		5
Premature Birth	7	7								7
Plural Birth	2	2								2
Feeble Birth	1	1								1
Congenital Debility	2	2								2
Tubercular Peritonitis	2	1		1		1				2
Stone in Bladder	1					1				1
Cystitis	1							1		1
Enlarged-Prostate Cystitis	1							1		1
Cancer of Pharynx	1						1			1
" Stomach	2						2			2
INQUESTS										
Asphyxia due to taking Carbonic Acid	1						1			1
Malnutrition, wasting disease, neglect	1		1							1
TOTALS.	91	39	10	6	4	13	19	91		

TABLE XII.—Continued.

ANALYSIS OF DEATHS FOR 1906.

ATTLEBOROUGH DISTRICT.

CAUSE OF DEATH.	All Ages.	Under One Year.	1 and under 5 years.	5 and under 15 years.	15 & under 25 years.	25 & under 65 years.	65 years & upwards.	TOTAL
Whooping Cough	1	1						1
Diarrhœa	4	4						4
Enteric Fever	1					1		1
Br onchitis	5		1	1		1	2	5
Pneumonia	2					2		2
Asthma	1					1		1
General Tuberculosis	1					1		1
Pulmonary	1					1		1
Enteritis	2	1	1					2
Cerebral Hœmorrhage	2						2	2
Convulsions	1		1					1
Diabetes	1					1		1
Senile Decay	2						2	2
Premature Birth	1	1						1
Feeble Birth	1	1						1
Marasmus	3	3						3
Congenital Debility	1	1						1
Cancer of Stomach	2					1	1	2
" Rectum	1					1		1
Acute Alcoholism	1					1		1
Miliary Calculi	1					1		1
Acute Rheumatism	1			1				1
Child Birth	2				1	1		2
INQUESTS. ;—								
Peritonitis due to accident at Griff Colliery	1					1		1
TOTALS.	39	12	3	2	1	14	7	39

TABLE XIII.
DEATHS AT THE GENERAL HOSPITAL.

19 6.	SEX.	AGE.	CAUSE.	WHERE FROM.
14th January	m	60	Chronic Pancreatitis	... Astley—Nuneaton Rural
10th Feb.	m	48	Hæmorrhage, due to an internal injury caused by a fall of clay (Inquest)	...
11th March	m	25	Appendicitis	... Nuneaton
9th April	m	32	Shock caused by injuries inflicted to his body by a runaway tub (Inquest)	... Chilvers Coton
29th "	m	36	Peritonitis, caused by a ruptured bowel, acc. struck by tub in coal pit.	... Ansley—Atherstone Rural D. C.
4th June	m	53	Cancer of Liver	... Attleborough Wolvey—Nuneaton Rural
12th "	m	42	Enteric Fever	... Attleborough
5th July	m	3m	Whooping Cough	... Nuneaton
19th "	m	11	Tubercular Meningitis	... Chilvers Coton
16th "	m	32	Fracture of Skull, accidentally falling down embankment (Inquest)	... Ansley—Atherstone Rural D. C.
4th October	f	74	Cellulitis of Hand	... Chilvers Coton
1st Nov.	f	50	Typhoid Fever	... Stockingford

TABLE XIV.—WORKHOUSE DEATH.

1906.	SEX.	AGE.	CAUSE.	WHERE FROM
3rd Feb.	m	55	Pneumonia	Wolvey—Nuneaton Rural
6th "	m	70	Influenza	Nuneaton
25th "	m	64	Cerebral Softening	"
2nd March	m	76	Senile Decay	"
7th "	f	80	"	"
11th "	m	68	Cystitis	Stockingford
16th April	m	72	Cerebral Hæmorrhage	"
4th May	m	77	Bronchitis	Nuneaton
15th "	m	85	Senile Decay	"
26th "	f	26	Pulmonary Phthisis	"
1st June	m	80	Senile Decay	Chilvers Coton
14th August	m	72	Cerebral Hæmorrhage	Attleborough
15th "	f	45	Cellulitis of Ruttock	Bulkington—Bulkington Urban
23rd "	f	79	Cerebral Hæmorrhage	Nuneaton
6th Sep.	f	84	Senile Decay	"
12th Oct.	f	18m	Malnutrition, causing wasting disease and exhaustion due to neglect (Inquest)	"
4th Nov.	f	86	Senile Decay	Stockingford
10th Dec.	f	82	"	Nuneaton
17th "	m	87	"	Stockingford
17th "	m	65	Cerebral Hæmorrhage	Nuneaton
17th "	m	82	Senile Decay	"
19th "	m	81	"	"
23rd "	f	86	Influenza	Chilvers Coton
				Nuneaton

TABLE XV.

TABLE OF THE NUMBER OF DEATHS OCCURRING IN
EACH STREET IN THE DISTRICT.

Abbey Street	14	Hockley	1
Abbey Street (Upper)	6	Higham Lane	1
Abbey Green	7	Henry Street	4
Abbey Place East...	1	Hall End	2
Anker Street	3	James Street	3
Arthur Street	4	Jodrell Street	9
Aston Road...	3	John Street	3
Alexander Street	3	Kem Street	3
Arbury Road	26	King Edward Road	2
Ansley Road	2	Lutterworth Road	1
Astley Lane	3	Leicester Road	1
Attleborough Road	4	Lister Street	5
Bond Street...	5	Mount Street	1
Bond Gate	2	Manor Court Road	4
Back Street	6	Midland Road	4
Bridge Street C. C.	3	Market Place	2
Bottrell Street	4	Mill Street	3
Brook Street	1	Newdegate Square	2
Bull Street	3	Newdegate Street	2
Bull Ring	4	Plough Hill...	3
Bucks Hill	5	Priory Street	2
Bermuda Road	9	Park Avenue	1
Bulkington Road	1	Park Street	2
Clarence Street	3	Pool Bank Street	2
Coton Heath End...	8	Princes Street	2
Church Road Stockingford	9	Queen's Road	12
Chancery Lane	2	Regent Street	5
Charles Street	3	Seymour Road	5
Church Street N.	2	Stanley Road	2
Cooper Street	2	St. Mary's Road	3
College Street	4	Stewart Street	4
Coton Road	15	Tunnell Road	7
Chapel Street	1	Toler Road	2
Canal Side Cottages	1	Tuttle Hill	6
Chilvers Coton	2	The Green	2
Duke Street	4	Virgins End	1
Duke Street (little)	3	Victoria Street	4
Deacon Street	6	Willington Street...	8
Dugdale Street	3	Wheat Street	4
Eadie Street	1	Webb Street	4
Edward Street	11	Westbury Road	1
Fife Street	5	William Street	1
Fitton street	3	Windsor Street	6
Galley Common	6	York Street	1
Glebe Road	1	Workhouse	21
George Street	1	General Hospital	8
Gadsby Street	8	Isolation Hospital	1
Garrett Street	4	Railways	2
Griff	3				
Haunchwood Road	13				
Hinckley Road	1				
Herbert Street	1				

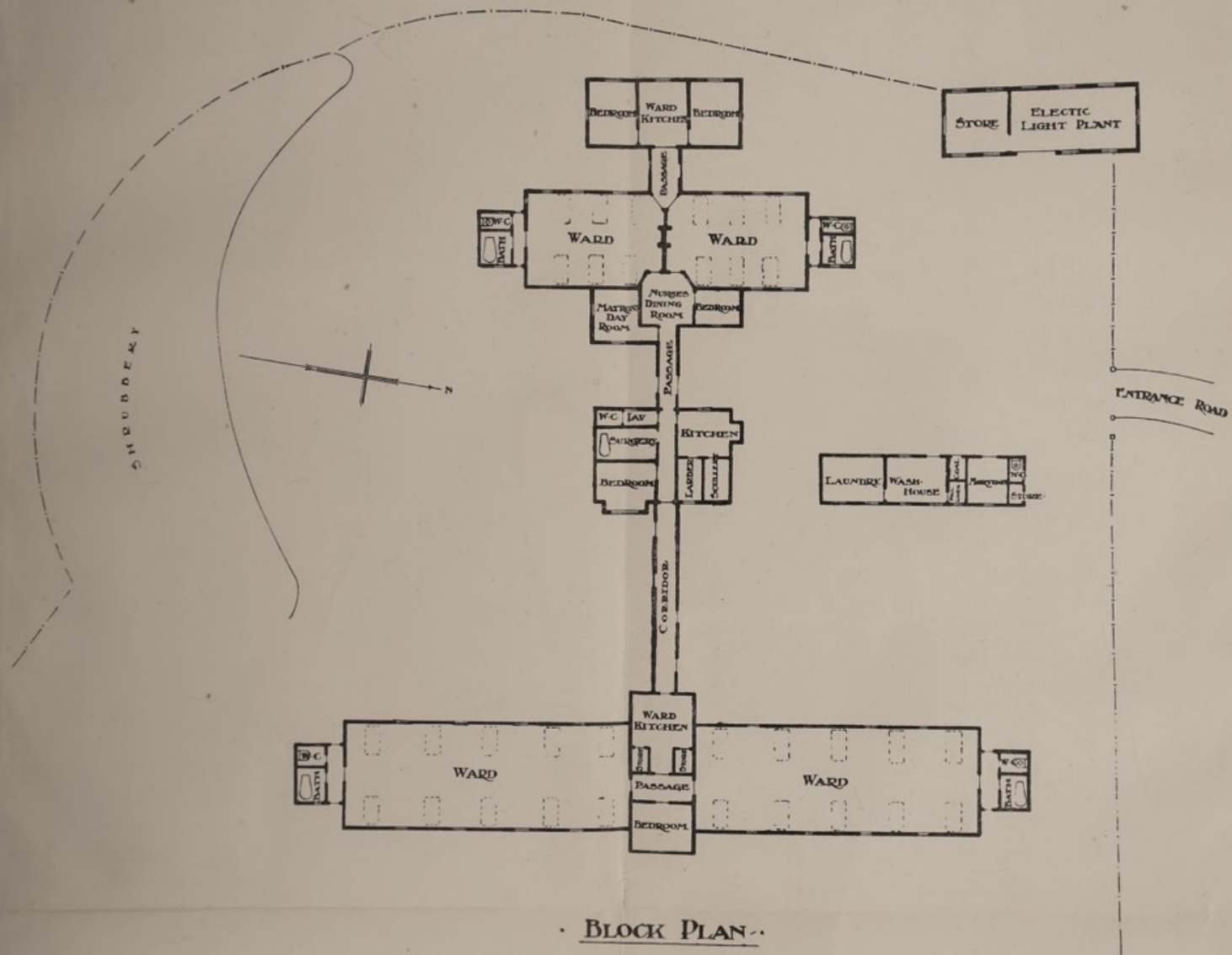
TABLE XVI.

**Articles Disinfected during the
Year 1906.**

At the Council's Steam Disinfector, Sewage
Pumping Station.

FROM				
Isolation Hospital	1012
General Hospital	24
Different houses in District	971
			TOTAL.	2007

· NUNEATON AND CHILVERS COTON U.D.C. ·
 · TUTTLE HILL ISOLATION HOSPITAL. ·



· BLOCK PLAN. ·

Scale of 0 10 20 30 40 50 60 70 80 Feet

FEBRUARY, 1907.




TABLE XVII.

RECORD OF RAINFALL REGISTERED AT SEWAGE
PUMPING STATION, 1906.

		Inches			Inches
Week ending	8th	Jan. - 1.74	Week ending	16th	July- 0.16
"	"	15th Jan. - 0.60	"	"	23rd July- 0.07
"	"	22nd Jan. - 0.82	"	"	30th July- 0.65
"	"	29th Jan. - 0.29	"	"	6th Aug. - 0.54
"	"	5th Feb. - 0.10	"	"	13th Aug. - 0.13
"	"	12th Feb. - 0.47	"	"	20th Aug. - 0.26
"	"	19th Feb. - 0.66	"	"	27th Aug. - 0.36
"	"	26th Feb. - 0.29	"	"	3rd Sep. - 0.00
"	"	5th Mar. - 1.22	"	"	10th Sep. - 0.01
"	"	12th Mar. - 0.72	"	"	17th Sep. - 1.04
"	"	19th Mar. - 0.35	"	"	24th Sep. - 0.09
"	"	26th Mar. - 0.14	"	"	1st Oct. - 0.01
"	"	2nd Apl. - 0.02	"	"	8th Oct. - 1.78
"	"	9th Apl. - 0.01	"	"	15th Oct. - 1.21
"	"	16th Apl. - 0.40	"	"	22nd Oct. - 1.45
"	"	23rd Apl. - 0.12	"	"	29th Oct. - 0.44
"	"	30th Apl. - 0.31	"	"	5th Nov. - 0.39
"	"	7th May - 0.68	"	"	12th Nov. - 1.50
"	"	14th May - 0.37	"	"	19th Nov. - 0.68
"	"	21st May - 0.49	"	"	26th Nov. - 0.47
"	"	28th May - 0.73	"	"	3rd Dec. - 0.07
"	"	4th June- 0.36	"	"	10th Dec. - 0.37
"	"	11th June- 0.01	"	"	17th Dec. - 0.92
"	"	18th June- 0.85	"	"	24th Dec. - 0.09
"	"	25th June- 0.63	"	"	31st Dec. - 0.28
"	"	2nd July- 1.53			
"	"	9th July- 0.02			
			Total inches - 27.01		

