

[Report 1962] / Medical Officer of Health, Newton Abbot U.D.C.

Contributors

Newton Abbot (England). Urban District Council.

Publication/Creation

1962

Persistent URL

<https://wellcomecollection.org/works/w9fcsn82>

License and attribution

You have permission to make copies of this work under a Creative Commons, Attribution license.

This licence permits unrestricted use, distribution, and reproduction in any medium, provided the original author and source are credited. See the Legal Code for further information.

Image source should be attributed as specified in the full catalogue record. If no source is given the image should be attributed to Wellcome Collection.



Wellcome Collection
183 Euston Road
London NW1 2BE UK
T +44 (0)20 7611 8722
E library@wellcomecollection.org
<https://wellcomecollection.org>

Library 3.10.63

NEWTON ABBOT
URBAN DISTRICT COUNCIL

ANNUAL REPORT
OF THE
MEDICAL OFFICER OF HEALTH
AND THE
CHIEF PUBLIC HEALTH INSPECTOR
FOR THE YEAR

1 9 6 2



H. M. DAVIES,
M.A., M.R.C.S., L.R.C.P., D.P.H.,
ASSISTANT COUNTY MEDICAL OFFICER:
DEVON COUNTY COUNCIL.
MEDICAL OFFICER OF HEALTH:
DAWLISH U.D.C.
NEWTON ABBOT R.D.C.
NEWTON ABBOT U.D.C.
TEIGNMOUTH U.D.C. AND
PORT HEALTH AUTHORITY.

10 Highweek Street,
Newton Abbot.

TELEPHONE No. 2780

NEWTON ABBOT URBAN DISTRICT COUNCIL
ANNUAL REPORT - 1962

Mr. Chairman and Councillors,

Ladies and Gentlemen,

I present my Annual Report for the year ended
31st. December, 1962.

The statistics showing the Birth and Death rates indicate no material difference from those prevailing in the Administrative County of Devon and in those for the whole of England and Wales.

There is a considerable difference between the Crude and Corrected Death rates. This is due to the fact that districts such as this attract a large number of elderly persons, and the rate is adjusted by applying a factor supplied by the Registrar General to take this fact into account.

Two Hundred and Ninety-two deaths occurred in the year 1962 and of these 164, or 56%, were in respect of persons aged 75 or more years. Excluding the four deaths in respect of infants under one week, three of whom died of congenital defects, only 11 persons died under the age of 45.

The Table showing the incidence of notifiable infectious diseases is mainly of interest by the absence of such diseases as Diptheria and Poliomyelitis. Only 10 years ago 11 cases of Poliomyelitis were notified. I can now report that no cases have occurred in Newton Abbot since 1957.

Regarding Diptheria, the position also continues to be very satisfactory and for both these diseases the improvement is due to the success of the immunisation and vaccination campaign. The diseases are still present and still as potentially dangerous as ever they were.

Protection is offered either by the Family Doctor, or through the County Council's Mother and Child Welfare Clinics, against Smallpox, Diphtheria, Tetanus, Whooping Cough and Poliomyelitis. In addition all school children are offered protection against Tuberculosis, through the School Medical Service, at the age of 13.

Tuberculosis continues at a very low level. No deaths occurred and there were only 8 notifications of new cases. The main residue of this disease is now in the elderly and it is most important that the older person should take advantage of the services offered by the Mass Radiography Service. Older people are often unwilling to have their chests X-rayed. Perhaps they can be 'encouraged' by the younger members of the family, who may themselves be at risk.

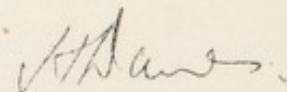
Lung Cancer and Bronchitis continue to take an unnecessarily large toll, but until there is a decrease in cigarette smoking, we can only expect an increase in the number of deaths from these causes.

No Official action had to be taken during the year in respect of persons in need of care and attention. The large number of elderly persons in the district puts a heavy load on those Services responsible for their welfare. It is obviously in everyone's interest that these elderly persons should be allowed to stay in their own homes for as long as possible, and one cannot speak too highly of the help given by the Women's Voluntary Service, in organising and distributing well cooked hot meals under the Meals on Wheels Service.

I should like to thank, once again, the Chairman, Councillors and all members of the staff for the help and co-operation received.


I have the honour to be

Your obedient Servant,



Medical Officer of Health.

September, 1963.



Digitized by the Internet Archive
in 2017 with funding from
Wellcome Library

<https://archive.org/details/b29909648>

STATISTICS AND SOCIAL CONDITIONS OF THE AREA

Area (in acres).....	4,153
Population mid 1962.....	18,080
Population 1961 Census (Provisional figure).....	17,468
Rateable Value as at the 1st. January 1962.....	£301,058
Rateable Value as at the 31st. December 1962.....	£307,756
Product of ld. rate as at the 1st. April 1962.....	£1,231

VITAL STATISTICS

Live Births

	Male	Female	Total
Legitimate	138	142	280
Illegitimate	7	10	17
	<hr/>	<hr/>	<hr/>
	145	152	297
Crude Live Birth rate per 1000 total population			16.43
Corrected Live Birth rate per 1000 total population			16.76
Crude Live Birth rate per 1000 total population Administrative County of Devon			14.51
Corrected Live Birth rate per 1000 total population Administrative County of Devon			15.96
Live Birth rate per 1000 total population England and Wales			18.0

Still Births

	Male	Female	Total
Legitimate	1	2	3
Illegitimate	-	-	-
Still Birth rate per 1000 total live and still births			10.0
Still Birth rate per 1000 total live and still births Administrative County of Devon			15.05
Corresponding rate for England and Wales			18.1

Deaths

The average age at death, from all causes, was found to be 71.51 years. The average age of all male deaths was 69.27 years and for female deaths 73.34 years.

	Male	Female	Total
	131	161	292
Crude Death rate per 1000 total population			16.15
Corrected Death rate per 1000 total population			11.63
Crude Death rate per 1000 total population Administrative County of Devon			14.83
Corrected Death rate per 1000 total population Administrative County of Devon			10.83
Death rate per 1000 total population England and Wales			11.9

Infant Mortality

(Death of Infants under One year)

	Male	Female	Total
Legitimate	2	3	5
Illegitimate	-	-	-
Infant Mortality rate per 1000 related live births			16.83
Infant Mortality rate Administrative County of Devon			16.31
Corresponding rate for England and Wales			21.6

Neo-Natal Mortality

(Death of Infants under Four Weeks)

	Male	Female	Total
Legitimate	2	2	4
Illegitimate	-	-	-
Neo-Natal Mortality rate per 1000 related live births			13.47
Neo-Natal Mortality rate Administrative County of Devon			11.56
Corresponding rate for England and Wales			15.1

Peri-Natal Mortality

(Death of Infants under One Week)

	Male	Female	Total
Legitimate	2	2	4
Illegitimate	-	-	-
Peri-Natal Mortality rate (Stillbirths and death of Infants under one week per 1000 total live and stillbirths)			23.33
Peri-Natal Mortality rate Administrative County of Devon			24.41
Corresponding rate for England and Wales			30.8

Maternal Mortality

One maternal death occurred in the Newton Abbot Urban District during 1962.

Maternal Mortality rate per 1000 total live and stillbirths	3.33
Maternal Mortality rate Administrative County of Devon	.25

AGE AT DEATH

	Male	Female
Infants under One week	2	2
Infants under Four weeks	-	-
Infants under One year	-	1
1 - 4	-	-
5 - 14	2	-
15 - 24	2	-
25 - 44	2	4
45 - 64	26	34
65 - 74	36	17
75 and over	61	103
	<hr/> 131 <hr/>	<hr/> 161 <hr/>

Total : 292

	<u>CAUSES OF DEATH</u>	
	Male	Female
All Causes	131	161
Malignant Neoplasm, stomach	6	2
Malignant Neoplasm, lung, bronchus	2	3
Malignant neoplasm, breast	-	6
Malignant neoplasm, uterus	-	2
Other malignant and lymphatic neoplasms	13	12
Vascular lesions of nervous system	18	28
Coronary disease, angina	19	26
Hypertension with heart disease	1	4
Other heart disease	29	33
Other circulatory disease	3	6
Influenza	-	1
Pneumonia	5	7
Bronchitis	11	4
Other diseases of respiratory system	1	2
Ulcer of stomach and duodenum	2	-
Nephritis and nephrosis	1	-
Pregnancy, childbirth, abortion	-	1
Congenital malformations	1	2
Other defined and ill-defined diseases	11	21
Motor vehicle accidents	4	-
All other accidents	4	1
	<u>131</u>	<u>161</u>

Total : 292

INFECTIOUS DISEASES

	Male	Female	Total
Scarlet Fever	1	-	1
Whooping Cough	-	3	3
carried forward	<u>1</u>	<u>3</u>	<u>4</u>

Infectious Diseases (continued)

	Male	Female	Total
brought forward	1	3	4
Erysipelas	-	1	1
Measles	32	42	74
	<hr/> 33	<hr/> 46	<hr/> 79

Total: 79

TUBERCULOSIS

Three cases of pulmonary and five cases of non-pulmonary tuberculosis were notified in Newton Abbot during 1962.

Details are set out in the following table:

<u>Age Periods</u>	<u>Pulmonary</u>		<u>Non-Pulmonary</u>	
	M	F	M	F
Under five years	-	-	-	-
5 - 14	-	-	-	1
15 - 24	-	-	-	-
25 - 44	-	-	-	1
45 - 64	1	-	1	2
65 and over	-	2	-	-
	<hr/> 1	<hr/> 2	<hr/> 1	<hr/> 4

Total: 8

NATIONAL ASSISTANCE ACTS, 1948 and 1951

No official action under Section 47 of the National Assistance Acts, 1948 and 1951, was necessary in Newton Abbot during 1962.

NEWTON ABBOT
URBAN DISTRICT COUNCIL

ANNUAL REPORT
OF
CHIEF PUBLIC HEALTH INSPECTOR

FOR
1962.

STAFF:

Chief Public Health Inspector.

C.E.Pethick, F.A.P.H.I.

Additional Public Health Inspector

F.J.Webb.

Clerk.

R.T.Mutton.

TO THE CHAIRMAN AND MEMBERS OF THE COUNCIL:

Mr Chairman and Councillors,

I submit herewith the Annual Report for the year ending 31st December, 1962.

DRAINAGE:

There was an increase of work under this heading as compared with the previous year, details being as follows:-

Number of premises visited	74
Number of tests applied	278
Number of visits made	558

FACTORIES:

1. <u>Inspections.</u>	<u>No. on register.</u>	<u>Inspection.</u>	<u>No. of written Notices.</u>	<u>Occupier prosecuted.</u>	
(i) Factories in which Sections 1,2,3,4 and 6 are to be enforced by Local Authority.	15	46	3	NIL	
(ii) Factories not included in (i) in which Section 7 is enforced by Local Authority.	69	56	-	NIL	
(iii) Other premises in which section 7 is enforced by Local Authority.	-	14	-	-	
2. <u>Cases in which defects were found.</u>	<u>Found.</u>	<u>Remedied.</u>	<u>Ref to H.M. Insp.</u>	<u>Ref by H.M. Insp.</u>	<u>Prosecution.</u>
<u>No. of cases in which defects were found.</u>					
Want of cleanliness (S1)	1	1	-	-	-
Overcrowding (S2)	-	-	-	-	-
Unreasonable Temperature. (S3)	-	-	-	-	-
Inadequate Ventilation (S4)	-	-	-	1	-
- 1 -					

FACTORIES (Cont'd)

2. <u>Cases in which defects were found.</u>	Found.	Remedied.	Ref to H.M. Insp.	Ref by H.M. Insp.	Prose- cution.
No. of cases in which defects were found:-					
Ineffective Drainage of floors (S6)	-	-	-	-	-
Sanitary conveniences (S7)					
(a) insufficient	-	-	-	-	-
(b) unsuitable or defective.	-	-	-	-	-
(c) not separate for sexes.	-	-	-	-	-
Other offences (not relating to outwork)	3	2	-	-	-

FOOD INSPECTION.

1. Meat Inspection.

The number of animals dealt with at the Abattoir was less than during the previous year but there was little easement in the time spent to ensure every animal being inspected, due to the number of cattle being more than the number killed in previous years.

It must again be pointed out that the proportion of time spent on this item of work means that other inspection suffer. In this connection, it should be pointed out that about 1/6th only of the slaughtering carried out is for consumption in the urban area.

Details of animals slaughtered and results of inspection are shown in the following tables:-

	<u>1957.</u>	<u>1958</u>	<u>1959</u>	<u>1960</u>	<u>1961</u>	<u>1962</u>
Bullocks	3,680	4,191	4,207	4,409	4,957	5,104
Calves	7,109	6,370	6,260	9,462	9,257	8,866
Sheep	10,123	13,598	19,356	19,087	18,125	14,770
Pigs	5,836	6,863	6,578	7,287	7,666	7,258
	26,748	31,022	36,401	40,245	40,005	35,998

FOOD INSPECTION (Cont'd)

	Cattle	Cows	Calves	Sheep	Pigs	Goats
No.Killed	3642	1462	8866	14770	7258	2
No.Inspected	3642	1462	8866	14770	7258	2
All diseases other than Tuberculosis						
(i) Whole carcasses condemned.	3	6	50	121	21	-
(ii) Carcasses of which some part or organ was condemned.	298	293	66	377	281	-
% of animals inspected affected by disease other than Tuberculosis	8.265	20.451	1.308	3.372	4.161	-
Tuberculosis only						
(i) Whole carcasses condemned.	-	-	1	-	-	-
(ii) Carcasses of which some part or organ was condemned.	16	30	-	-	66	-
% of animals inspected affected by Tuberculosis	0.439	2.052	.011	-	0.909	-
No. of cases of Cysticercus Bovis.	10					

FOOD INSPECTION (Cont'd)

Unsound Food: During the course of the year, the following foodstuffs have been found to be unfit for human consumption:-

9	Bullock carcasses and offals
40	Calf carcasses and offals
190	Sheep carcasses and offals
23	Pig carcasses and offals
1704	Organs and parts
680	lbs. Part carcasses
203	Tins of Meat/Meat Products
328	Tins of Fruit/Fruit Products
60	Tins of Fish
218	Tins of Vegetables
146	lbs. Cheese
153	Misc. Tin Food

General

During the year 40 visits were paid to cafes and restaurants and 110 visits to other food handling premises.

Two Informal Notices were served under the Food and Drugs Act, 1955.

HOUSING:

- (i) Number of Council houses constructed NIL
- (ii) Number of private houses constructed 161.

PUBLIC HEALTH AND HOUSING ACTS:

A summary of the work carried out under this heading is as follows:-

(i)	Number of houses inspected under the Public Health Acts	20
(ii)	Number of houses inspected under the Housing Acts	44
(iii)	Number of Informal Notices served	7
(iv)	Number of Statutory Notices Served:-	
	(a) Under Section 9, Housing Act, 1957	NIL
	(b) Under Section 16, Housing Act, 1957	1
	(c) Under Section 17, Housing Act, 1957	NIL
	(d) Under Section 18, Housing Act, 1957	3
	(e) Under Public Health Act, 1936	NIL
(v)	Number of dwellings rendered fit	8
(vi)	Number of dwellings closed	1
(vii)	Number of inspections made	242

HOUSING AND HOUSE PURCHASE ACT, 1959

Improvement of dwelling under the Improvement Grant scheme has again increased over the number dealt with in 1962, details being as follows:-

- (i) No. of properties receiving grant:-
 - (a) Standard Grant 30
 - (b) Discretionary Grant 11
- (ii) No. of inspections carried out 196

RODENT CONTROL:

General Treatment

16 business premises and 56 private dwellings were tested for rat infestation a total of 284 visits being made in this connection.

Sewer Treatment

Two treatments of the sewerage treatment of the town were carried out.

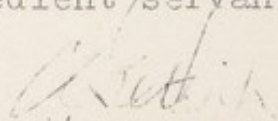
STAFF

No change of staff took place during 1962 and I wish to record my thanks to Mr. Webb and to Mr. Mutton for the co-operation and assistance I have received from them.

I would once more like to record my thanks to colleagues for their co-operation during the year and to the Chairman and members of the Council for their consideration and support.

I am,

Your obedient servant.



Chief Public Health Inspector.

