

[Report 1965] / Medical Officer of Health, Newcastle-under-Lyme Borough.

Contributors

Newcastle-under-Lyme (England). Borough Council.

Publication/Creation

1965

Persistent URL

<https://wellcomecollection.org/works/qq36s9x4>

License and attribution

You have permission to make copies of this work under a Creative Commons, Attribution license.

This licence permits unrestricted use, distribution, and reproduction in any medium, provided the original author and source are credited. See the Legal Code for further information.

Image source should be attributed as specified in the full catalogue record. If no source is given the image should be attributed to Wellcome Collection.



Wellcome Collection
183 Euston Road
London NW1 2BE UK
T +44 (0)20 7611 8722
E library@wellcomecollection.org
<https://wellcomecollection.org>

HC 4492(1).

Borough of Newcastle-under-Lyme

STAFFS.



Annual Report

of the

Medical Officer of Health

for the Year 1965

- | | |
|--------------------------------|------------------|
| 1. Dr. Didsbury | C.407 |
| 2. Mr. Morley Parry | A.419 |
| 3. Mr. Perry | A.405 |
| Mr. H. H. Roberts | A.408 |
| 4. Mr. H. H. Roberts | B 1414 |



Borough of Newcastle-under-Lyme




Annual Report
of the
Medical Officer of Health
for the Year 1965

JOHN WARRACK, M.B., Ch.B., D.P.H.

Medical Officer of Health

THOMAS H. EVANS, M.A.P.H.I., M.Inst.P.C.

Chief Public Health Inspector



Digitized by the Internet Archive
in 2017 with funding from
Wellcome Library

<https://archive.org/details/b29903956>

CONTENTS

	<i>Page</i>
Members of the Health Committee	3
of	4
roduction	8
tion 1. Social Circumstances and Vital Statistics	11
tion 2. Infectious and Other Diseases	19
tion 3. Personal Health Services. Delegated. The National Health Service Act, 1946	27
Sec. 22. Care of mothers and young children—Infant Welfare Centres—Premature Infants—Day Nurseries	28
Sec. 23. Midwifery .. Ante and Post-natal Clinics — Domiciliary Midwifery — Premature Births	29
Sec. 24. Health Visiting — Staff and Supervision — Visits — At Risk Register — Paediatric Liaison — Phenylketonuria — Hearing Testing of Infants — Maternity Accommodation — Hospital Discharges — Geriatric Register	33
Sec. 25. Home Nursing Service — Staff and Supervision — Visits and Treatment	37
Sec. 26. Vaccination and Immunisation	38
Sec. 28. Prevention of Illness, Care and After Care — Medical and Surgical Comforts — Chiropody Service — Chronic Sick — Part III Accommodation — Social Welfare	40
Sec. 29. Domestic Help Service including Night and Neighbourly Help Service	42
tion 4. Welfare Services — Blind and Partially Sighted — Deaf and Hard of Hearing and Physically Handicapped	44
tion 5. Mental Health	50
tion 6. Children Neglected or Ill-treated in their Own Homes (Co-ordinating Committee for the Prevention of Child Neglect)	52
tion 7. Miscellaneous Health Services. (Medical Examination for Superannuation and Sick Pay Schemes — Appeals Sub-Committee — National Assistance Act, 1948 — National Assistance (Amendment Act, 1951) — Burial of Destitute Persons — Post-mortem Examinations — Health Education)	54
tion 8. Inspection and Supervision of Food and Food Premises (Food and Drugs Act, 1955) — Food Hygiene Regulations, 1960 — The Milk (Special Designation) Regulations, 1960 — Disposal of Condemned Food — Surrenders of Other Food — Food and Drug Samples	57
tion 9. Environmental Hygiene. (Clean Air Act, 1956 — Sanitary Inspection of the Area — Inspection of Factories — Housing — Water Supply — Drainage and Sewerage — Swimming Baths — Prevention of Damage by Pests Act, 1949 — Pet Animal Act, 1951 — Caravan Sites and Control of Development Act, 1960 — Eradication of Bed Bugs — Offensive Trades — Sanitary Accommodation — Public Cleansing — Offices, Shops and Railway Premises Act, 1963)	63

TABLES

Page

1	Crude Death Rates (1961-1965), Newcastle-under-Lyme and England and Wales	13
2	Causes of Death, Comparative Figures, 1964/1965	14
3	Deaths from Tuberculosis (1965)	15
4	Comparative Statistics, Live and Stillbirths (1941-1965)	16
5	Causes of Death in Age Groups (1965)	17
6 (a)	Infant Mortality Rate (1941-1965)	18
(b)	Neo-Natal Mortality Rate (1961-1965)	18
(c)	Maternal Mortality Rate (1941-1965)	18
7	Infectious Diseases Notifications (1941-1965)	23
8	Cases of Notifiable Diseases (except Tuberculosis) notified in 1965	24
9	New Cases of Tuberculosis (1965)	25
10	Current Tuberculosis Register (31/12/65)	25
11	Food Poisoning—Incidents and Cases	26
12	Attendances at Infant Welfare Clinics	28
13	Midwives' Clinics	30
14	Domiciliary Midwifery — Deliveries	30
15	Domiciliary Midwifery — Analgesics	31
16	Premature Births — Home and Hospital	31
17	Premature Births — Weight and Survival	32
18	Health Visiting — Details of Visits	33
19	" At Risk " Register — Classification of Registrations	33
20	Geriatric Register — at 31/12/65	34
21	Geriatric Register — Social Services and the Elderly	36
22	Home Nursing — Summary of Cases and Visits	37
23	Home Nursing — Summary of Treatments	38
24	Smallpox Vaccination	38
25	Tetanus/Diphtheria/Whooping Cough Immunisation	38
26	Tetanus/Diphtheria Immunisation	38
27	Tetanus Immunisation	39
28	Diphtheria Immunisation	39
29	Poliomyelitis Immunisation	39
30	Chronic Sick — Disposals	41
31	Summary of Social Welfare Work	41
32	Home Help Service — Summary of Work of Organisers	41
33	Home Help Service — Cases Assisted	41
34	Blind and Partially Sighted — Total Registrations	41
35	Partially Sighted Registrations in Age Groups	41
36	Blind Persons Registered — Age Groups	41
37	Distribution of Local Blind Persons — Employment, Etc.	41
38	Physically Handicapped — 1965 Registrations — Disabilities	41
39	Physically Handicapped — 1965 Registrations — Age Groups	41
40	Physically Handicapped — As Coded by the Disabled Persons Act, 1944	41
41	Physically Handicapped — Total Registrations in Age Groups	41
42	Physically Handicapped — Living Conditions	41
43	Physically Handicapped — Employment Conditions	41
44	Mental Health Service — Summary of Work of Mental Welfare Officers	5
45	Medical Examinations for Superannuation and Sick Pay Schemes	5
46	Food Hygiene Regulations, 1960	5
47	Food Hygiene — Record of Inspections and Results	5
48	Inspection of Carcasses and Offal	6
49	Smoke Filter Apparatus — Smoke Concentrations	6
50	Sulphur Dioxide Deposits	6
51	Smoke Deposited Matter	6
52	Types of Sanitary Inspection Carried Out	6
53	Notices Served and Complied With	6
54	Offices, Shops and Railway Premises Act, 1963 — Registration and General Inspections	7
55	Offices, Shops and Railway Premises Act, 1963 — Analysis of Persons Employed	7
56	Rodent Control	7
57	Eradication of Bed Bugs	7

GRAPHS

1	Atmospheric Pollution — Smoke Concentration	6
2	Atmospheric Pollution — Sulphur Dioxide Deposits	6

Borough of Newcastle-under-Lyme
HEALTH AND WELFARE COMMITTEE
(as at 31st December, 1965)

His Worship the Mayor (ex-officio)
Councillor J. G. Jones (Chairman)
Councillor K. Brayford (Vice-Chairman)
Alderman W. Evanson
Alderman W. E. Welsby
Councillor Mrs. E. Ashley
Councillor Mrs. L. M. Barker
Councillor Mrs. H. Bethell
Councillor W. D. Fletcher
Councillor T. Griffiths
Councillor W. L. Johnson
Councillor W. T. Lovatt
Councillor B. McArdle
Councillor P. Nixon
Councillor W. R. Sayers
Councillor Miss E. Shaw
Councillor J. T. Wantling

PUBLIC HEALTH DEPARTMENT STAFF

MEDICAL OFFICERS

John Warrack, M.B., Ch.B., D.P.H.
Medical Officer of Health, Borough School Medical Officer and
Borough Welfare Officer.
Home Telephone No.: Ashley 307.

Peter M. Green, M.B., Ch.B., D.P.H.,
Deputy Medical Officer of Health, Deputy Borough School Medical
Officer and Deputy Borough Welfare Officer.
Home Telephone No.: Stoke-on-Trent 58285.

Assistant Medical Officers

Edith Parry-Evans, M.B., B.S.(Lond.), M.R.C.S., L.R.C.P.
Laura Cullen, L.R.C.S.I., L.R.C.P.I., L.M.R.C.S.I. (Appointed 11/1/65)

Maternal and Child Health Service (Part-time Staff)

R. H. Canter, M.B., Ch.B.
D. G. Garvie, M.B., Ch.B.
C. B. Franklin, M.R.C.S., L.R.C.P., D.C.H.
F. B. Anderson, M.B., Ch.B.
J. R. Raby, M.B., Ch.B., D.(obst.) R.C.O.G.

Dental Staff

Jean Plumb, L.D.S., R.C.S.
Leslie J. Myatt, B.D.S., L.D.S.R.C.S.(Eng.) (Appointed 1/1/65)

Dental Attendants

Mrs. J. Leese.

Health Visitors

Mrs. K. R. Allen, Mrs. A. J. Bateman, Miss M. Bloor, Miss D. Booth, Miss D.
Colton, Miss J. M. Forrester, Mrs. D. Frost, Mrs. H. B. Hadgett, Mrs. E. Hollinshead,
Mrs. G. V. Jeffries (Resigned 31/8/65), Miss E. Millington, Miss M. Shingler,
Mrs. N. Stanyer, Miss E. Steele, Mrs. M. D. Walker, Mrs. H. Wood.

Midwives

Nurse V. F. Glanville,
88 Arnold Grove,
Porthill.
Tel. No. 51439.

Nurse M. B. Ruscoe,
The Villas,
195 High Street,
Silverdale.
Tel. No. Silverdale 292

Nurse L. M. Mathers
(Relief Midwife)
88 Arnold Grove,
Porthill.
Tel. No. 51439.

Nurse E. L. Colclough
(Appointed 1/3/65)
63 Dimsdale View,
Porthill.
Tel. No. 51417.

Nurse J. Edge
(Resigned 12/3/65)
312 Liverpool Road,
Cross Heath

Nurse K. G. Thompson,
12 Delves Place,
Westlands
Tel. No. 67627

Nurse E. Taylor,
115 London Road,
Chesterton.
Tel. No. 52451

Nurse M. Downes
34 Millvale Street,
Burslem.
Tel. No. Stoke-on-Trent 84209.

Nurse E. L. Thomas,
5 Dart Place,
Clayton.
Tel. No. 65506.

Nurse N. M. Rigby
(Appointed 1/5/65)
75 Denry Crescent,
Bradwell.
Tel. No. 51739.

Nurse C. E. Wallwin
(Appointed 1/11/65)
5, Stubbsfield Road,
Harpfields.
Tel. No. 63272

General Nurses

Nurse N. H. Bailey
(Resigned 18/2/65)
12 Hassam Parade,
Wolstanton.

Nurse J. Beeston,
(Appointed Part-time 17/1/66)
(Appointed Full-time 1/4/66)
85, Slater Street,
Burslem. Tel. No. 87397.

Nurse E. D. Bentley,
43 Stockwood Road,
Clayton.
Tel. No. 65938.

Nurse D. M. Bernard
(Appointed 1/4/65)
36 Rathbone Avenue,
May Bank.
Tel. No. 67907.

Nurse A. Bissell
(Appointed 1/3/65)
37 Bennett Place,
Porthill.
Tel. No. 52720.

Nurse L. Burns,
48 Barracks Road,
Newcastle.
Tel. No. 66553.

Mr. E. T. Byatt,
11 Dorset Place,
Hall Farm Estate,
Clayton.
Tel. No. 65782.

Nurse O. Davies (Retired 1/12/65)
67 Northwood Lane,
Clayton.

Mr. H. Dix
(Appointed 2/4/65)
5, Sycamore Close,
Clough Hall, Kidsgrove,
Tel. No. Kidsgrove 3300.

Nurse M. A. Margetson
(Resigned 30/9/65)
34 Marsh Avenue,
Wolstanton.

Nurse M. Twigg
(Appointed 5/6/66)
93, Clayton Lane
Clayton.
Tel. No. 65062.

Nurse N. Gilligan,
25 Woolliscroft Avenue,
May Bank.
Tel. No. 67454.

Nurse A. V. Cheetham,
(Appointed 1/4/66)
56, Long Lane,
Harriseahead.
Tel. No. Biddulph 3570.

Nurse D. Hall,
4 The Spinney,
Church Lawton,
Kidsgrove.
Tel. No. Kidsgrove 2547.

Nurse C. B. Harrison
(Appointed 1/4/65)
7 Johnson Avenue,
Cross Heath.
Tel. No. 51576.

Nurse E. J. Lunt,
(Resigned 6/4/65)
30 Hassam Parade,
Wolstanton.

Nurse C. Mullineux,
101 Church Street,
Silverdale.
Tel. No. Silverdale 318.

Nurse B. Steventon,
18 Keele Road,
Newcastle.
Tel. No. 66588.

Nurse J. Webb
6 Ashcroft Road,
Porthill.
Tel. No. 51754.

Nurse A. E. Young
(Resigned 6/1/65)
29 Sparch Avenue,
Newcastle.

Nurse S. Dudley,
17 Wolstanton Road,
Chesterton.
Tel. No. 52577.

Nursing Assistants

Mrs E. M. Penlington,
(Appointed 9/2/66)
8, Cheddar Drive,
Silverdale.

Mrs. G. Price,
(Appointed 25/10/65)
(Resigned 18/1/66)
61 Greenbank Road,
Tunstall.

Mrs. E. M. Roberts
(Appointed 12/4/65)
(Resigned 16/10/65)
110 Seabridge Lane,
Clayton.

Mrs. G. Harrington,
(Appointed 1/11/65)
157, Haywood Road,
Burslem.

Mrs. P. F. Millard
(Appointed 3/5/65)
(Resigned 31/10/65)
178 Clayton Road,
Clayton.

Nursing Supervisor (Part-time)

Miss P. M. Parker, "Rosedene," Moss Lane, Madeley, Crewe.
Tel. No. Madeley 384.

Deputy Nursing Supervisor (Part-time)

Miss D. Austin, 3 Kingsley Close, Talke Pits. Tel. No. Kidsgrove 2760.
(Appointed 1/1/66)

Home Help Organisers

Mrs. K. Batchelor. Home Tel. No. Stoke-on-Trent 57479
Mrs. J. Franks. (Resigned 20/5/66)
Mrs. E. Jeffrey. Home Tel. No. Audley 358
Mrs. E. M. Beeston. Home Tel. No. Stoke-on-Trent 25483. (Appointed 6/6/66)

Social Welfare Worker (Part-time)

Miss E. M. Taylor. Home Tel. No. 48384.
236 Trent Valley Road, Oakhill.

Mental Health Service (Part-time Staff)

Casework Supervisor: Mr. E. E. Stephenson. (Resigned 31st Jan., 1966)
Psychiatric Social Workers: Mrs. G. Hengstenberg (Resigned 31st March, 1966)
Mrs. S. Cooke
Senior Mental Welfare Officer: Mr. D. B. Pearce. Home Tel. No. 51672
Mental Welfare Officers: Mr. R. C. Anslow (Resigned 30/4/65)
Mr. T. Tangney. Home Tel. No. Trentham 57549
Mr. R. C. Crawford (Appointed 2/8/65)
Home Tel. No. 63265
Mrs. W. J. Bennell (Appointed 18/10/65)
Home Tel. No. Kidsgrove 2954

Welfare of the Blind and Partially Sighted

Home Teachers for the Blind: Miss E. M. Pover, 14 Rugby Close, Westlands
Miss J. Brookes, 54 Russell Street, Wolstanton
(Transferred out, Jan., 1966). (Part-time)

Welfare of Physically Handicapped

Welfare Officer (Part-time):
Mr. N. Brown, A.I.S.W., M.R.S.H., 12 Croft Street, Newcastle
Deputy Welfare Officer (Part-time):
Mr. Dawson, A.I.S.W., M.R.S.H., 12 Croft Street, Newcastle
Handicraft Instructor (Part-time):
Mr. H. Armstead, L.M.R.S.H., A.I.S.W., 12 Croft Street, Newcastle

Chiropodist (Part-time)

Mr. K. Haycock, M.C.H.S.

Public Health Inspectors

C. A. Wood, M.A.P.H.I., M.Inst.P.C., Cert. Meat Insp. (Retired 30/6/65)
Chief Public Health Inspector and Cleansing Superintendent
T. H. Evans, M.A.P.H.I., M.Inst.P.C., Cert. Meat Insp. Home Tel. No. 51726
Chief Public Health Inspector and Cleansing Superintendent (from 1/7/65)
J. W. Millington, M.A.P.H.I., A.R.S.H., Cert. Meat Insp. Home Tel. No. Alsager
3382
Deputy Chief Public Health Inspector and Deputy Cleansing Superintendent
(from 1/7/65)

District Public Health Inspectors

R. F. Crosbie, Cert. Meat Insp.
D. B. Morris, M.A.P.H.I., A.R.S.H., Cert. Meat Insp.
A. Senior, M.A.P.H.I., Dip. for Meat and Other Foods. (Appointed 1/11/65)
B. J. Simcock, M.A.P.H.I., Dip. for Meat and Other Foods
R. P. Tabbitor, M.A.P.H.I., Cert. Meat Insp.
E. Warrilow, M.A.P.H.I., A.R.S.H., Cert. Meat Insp.
C. C. Wood, M.A.P.H.I., A.R.S.H., Dip. for Meat and Other Foods

Public Health Assistants

Mr. I. Lawton
Mr. P. Taylor

Technical Assistant

Mr. J. R. Bailey (Resigned 1/5/65)

Clerical Staff

Chief Clerk:
Mr. R. Montague, D.M.A.

Senior Shorthand Typist

Mrs. D. Warrilow (Resigned 30/11/65)

Clerk Shorthand Typists

Miss M. Evans
Mrs. J. Garner
Miss M. A. Maddocks
Miss S. Mothershaw
Mrs. E. Plant
Miss S. Sutton
Mrs. R. Tagg
Miss V. G. West (Appointed 20/12/65)

Clerks

Miss N. Bentley
Miss B. Berresford
Miss Z. Cooper
Mrs. B. Cunningham
Mr. K. Earls (Resigned 14/11/65)
Mrs. M. E. Pearce

Clinic Food Sales Staff

Miss N. Moran (Full-time)
Mrs. A. Bates (Part-time)
Mrs. E. M. Birch (Part-time)
Mrs. F. M. Jones (Part-time)
Mrs. U. Norton (Part-time)
Mrs. M. Ryles (Part-time)
Mrs. H. Stevens (Part-time)

Telephone:
Newcastle, Staffs. 67801/2/3.

Public Health Department,
6 Queen Street,
Newcastle-under-Lyme,
Staffordshire.

July, 1966.

**To His Worship the Mayor, Aldermen and Councillors of the
Borough of Newcastle-under-Lyme.**

Ladies and Gentlemen,

I have the honour to submit my report on the Health and Welfare Services in the Borough for the year 1965.

It will be noticed under "Statistics" there is a slight increase in the population of the Borough from the previous year's figure of 77,000. During the year, also, there has been a marked drop in the number of births and a considerable increase in the number of deaths. It is pleasing to note, however, that there have been 16 fewer illegitimate births during 1965 than in 1964.

As can be seen in Table 7, there has been in 1965 a marked increase in notified cases of scarlet fever, measles and sonne dysentery, compared to the numbers for 1964.

In the table "Causes of Death" it is disturbing to note the continuing increase in the number of deaths from coronary disease, which have increased from 147 in 1964 to 202 in 1965. Deaths from cerebral vascular lesions have shown also a marked increase to the 1965 figure of 163 from the previous year's figure of 103. It is possible these fatalities are the result of arterial disease associated with our over rich diet and the stress and strain of modern life.

Although staff changes are now a common-place occurrence in most departments, some notable retirements occurred during 1965. Mr. C. A. Wood, who had been Chief Public Health Inspector and Cleansing Superintendent in Newcastle since 1933, retired in June. During that time he had seen many changes in the Borough in Public Cleansing and the other duties undertaken by that section of the department. When Mr. Wood left, the vacancy so created was filled by the promotion of Mr. T. H. Evans, who had been for a number of years Mr. Wood's Deputy. Mr. J. W. Millington, a District Public Health Inspector, who had been also with the Borough Council for many years, was, in turn, promoted to the post of Deputy Chief Public Health Inspector and Deputy Cleansing Superintendent.

Two of the part-time Medical Officers for Maternity and Child Welfare, both general medical practitioners in the Borough, retired also during 1965, namely, Dr. T. Craig and Dr. A. G. Mowat. In the Local Authority Dental Service, Mrs. Jean Plumb continues to give valuable part-time service and we were fortunate also in obtaining additional part-time help from Mr. L. J. Myatt, who commenced in general dental practice from the dental suite attached to the Infant Welfare Clinic at Clayton. The combined time given to the service by these two dentists amounts to the equivalent of one-half of a full-time Officer, so that we are still sadly understaffed in this speciality. Another vacancy which it has been impossible to fill was that created by the resignation of one of our health visitors, Mrs. G. V. Jeffries, at the end of August.

The integration of the work of the department with that of other branches of the Health Service has continued during the year. This had been fostered during 1964 by the attachment of some of the health visitors to general medical practices. At the beginning of 1965 some of the midwives, also, were attached to general practitioners. By this means it is possible to obtain greater co-ordination and co-operation of the various services. It is interesting also to record that one of the general medical practitioners within the Borough carried out a screening programme of his patients for glaucoma. This is a disease of the eye and is one of the main causes of blindness, particularly in the not so young. If diagnosed in its early stages it can often be treated satisfactorily. To assist this survey, accommodation was provided at the Porthill Infant Welfare Clinic. Over 1,400 patients of 40 years of age and over were examined, 35 of these warranted further investigation at the North Staffs. Royal Infirmary Ophthalmic Department. During the year also, negotiations were commenced with another group of doctors for the tenancy of part of the Infant Welfare Clinic at Silverdale as surgery accommodation. Plans were also prepared by the Borough Architect's Department incorporating surgery accommodation for those doctors in the replacement clinic which it is hoped will be provided, in the not too far distant future, in Silverdale.

In my introduction to the report for last year I mentioned the need of purpose-built bungalows for physically handicapped persons. Unfortunately, although a little progress has been made with the preliminary planning of this scheme, there is little evidence that it will be brought to fruition soon. It is, however, encouraging to record that a suggestion made by me several years ago that central premises should be found as a "Headquarters" for old people within the Borough has now been taken up

by the Newcastle Council of Social Service and there is every likelihood that this scheme will be completed in the near future. It can only be hoped that when the buildings are erected, accommodation will be included to enable not only social and catering facilities to be provided, but also a medical clinic along with the ancillary services which can do so much to make life pleasanter for our senior citizens.

Sections 8 and 9 of the report have been contributed by Mr. T. H. Evans, the Chief Public Health Inspector. Particular attention should be given to the opening remarks to the section on "Inspection and Supervision of Food". As he says, although considerable progress has been made in raising the standard of hygiene in the preparation of food and in the condition of premises from which food is sold, there is still much room for improvement, particularly in respect of open air market stalls and mobile shops. Mr. Evans also emphasizes the need for health education of the housewife in the proper storage of food within the home.

Finally, I thank the members of the Borough Council who have shown during the year an interest in the work of the Health and Welfare Services within the Borough, with, as usual, especial mention of the Chairman of the Borough Health and Welfare Committee and its Members. I wish to thank also the various voluntary organisations who assist me with my work and finally I record my appreciation of the co-operation afforded me by my colleagues, the other Chief Officers of the Council, and the continued support I have received from my own staff.

I am,

Ladies and Gentlemen,

Your obedient servant,

JOHN WARRACK.

**SOCIAL CIRCUMSTANCES AND VITAL
STATISTICS OF THE AREA**

Population

Rateable Value of the Borough

Vital Statistics

STATISTICS AND SOCIAL CONDITIONS

Area

The area of the Borough is 8,861 acres.

Population

1951—70,036 1961—76,433 1962—77,210 1963—76,910 1964—77,000
1965—78,110

Rateable Value, etc.

The rateable value of the Borough is £2,364,735 and one penny rate in the £ (General Rate) produces £9,450.

Vital Statistics

	Male		Female		Total	
	1964	1965	1964	1965	1964	1965
Live Births	771	713	623	577	1,394	1,290
Legitimate	728	679	592	553	1,320	1,232
Illegitimate	43	34	31	24	74	58
Stillbirths	9	19	11	11	20	30
Legitimate	8	18	11	11	19	29
Illegitimate	1	1	—	—	1	1
Infant Deaths	14	21	12	9	26	30
Legitimate	12	19	9	9	21	28
Illegitimate	2	2	3	—	5	2
Total Deaths	407	472	379	426	786	898

	Newcastle-under-Lyme		England and Wales	
	1964	1965	1964	1965
Live Birth Rate — per 1,000 estimated population	18.1	16.6	18.4	18.1
Stillbirth Rate—per 1,000 live and stillbirths	14.0	22.7	16.3	15.7
Infant Mortality Rate—per 1,000 total live births	18.6	23.3	20.0	19.0
Infant Mortality Rate—per 1,000 illegitimate live births	67.5	34.5	—	—
Infant Mortality Rate—per 1,000 legitimate live births	15.9	22.7	—	—
Neo-Natal Mortality Rate (first four weeks) —per 1,000 live births	12.8	13.9	13.8	13.0
Maternal Mortality Rate—per 1,000 live and stillbirths	—	—	0.25	0.25
Mortality Rate (Crude)—per 1,000 population	10.5	11.5	11.3	11.5
Early Neo-Natal Mortality Rate (under one week)—per 1,000 total live births	11.4	10.1	—	—
Perinatal Mortality Rate—stillbirths plus deaths under one week—per 1,000 total live and stillbirths	25.4	32.6	—	—

Total Live and Stillbirths 1,320
 Illegitimate Live Births (per cent of total live births) 4.5
 Maternal Deaths (including abortion) —

Births

Comparative statistics of births within the Borough for the years 1941-1965 are shown in Table 4 on page 16.

Live births registered during the year number 1,290 (713 males and 577 females). The Birth Rate for 1965 is 16.6 per thousand compared with 18.1 per thousand for 1964. The Birth Rate for England and Wales for 1965 is 18.1.

Of the 1,290 live births registered, 58 or 4.5 per cent were illegitimate, a decrease on the previous year's percentage which was 5.3.

Deaths

There were 898 deaths (472 male and 426 female) during the year, giving a Crude Death Rate of 11.5 per thousand population. The Crude Death Rate for England and Wales as a whole is 11.5.

The following table, Table 1, shows the Crude Death Rate in Newcastle-under-Lyme in the period 1961-1965 with the comparable figures for England and Wales.

(NOTE.—The "Crude Death Rate" is the number of deaths registered during the year as belonging to an area after correction for transfers to the place of residence of the deceased per 1,000 estimated population at the middle of that year.)

Table 1.

Year	Crude Death Rate	
	Newcastle-under-Lyme	England and Wales
1961	10.6	12.0
1962	11.0	11.9
1963	11.2	12.2
1964	10.2	11.3
1965	11.5	11.5

Table 2 below shows the causes of deaths in the Borough during the year. The figures for males and females are separate and comparative figures are given for 1964.

Table 2.—Causes of Death

Causes of Death	Male		Females	
	1964	1965	1964	1965
ALL CAUSES	407	472	379	426
1. Tuberculosis, respiratory	1	2	2	—
2. Tuberculosis, other	—	—	—	—
3. Syphilitic disease	1	0	1	1
4. Diphtheria	—	—	—	—
5. Whooping Cough	—	—	—	—
6. Meningococcal Infections	—	—	—	—
7. Acute Poliomyelitis	—	—	—	—
8. Measles	—	—	—	—
9. Other infective and parasitic diseases	—	—	1	2
10. Malignant neoplasm, stomach	10	15	9	11
11. Malignant neoplasm, lung, bronchus	31	37	7	4
12. Malignant neoplasm, breast	—	—	12	10
13. Malignant neoplasm, uterus	—	—	5	10
14. Other malignant and lymphatic neoplasm	35	40	38	37
15. Leukaemia, aleukaemia	1	4	1	1
16. Diabetes	2	5	4	1
17. Vascular lesions of nervous system	40	64	63	99
18. Coronary disease, angina	89	122	58	80
19. Hypertension with heart disease	2	5	1	4
20. Other heart disease	35	26	56	54
21. Other circulatory disease	16	20	23	22
22. Influenza	1	6	1	—
23. Pneumonia	28	25	22	22
24. Bronchitis	42	32	15	12
25. Other diseases of respiratory system	12	11	3	3
26. Ulcer of stomach and duodenum	1	3	—	1
27. Gastritis, enteritis and diarrhoea	4	1	—	—
28. Nephritis and nephrosis	4	—	1	5
29. Hyperplasia of prostate	5	5	—	—
30. Pregnancy, childbirth, abortion	—	—	—	—
31. Congenital malformations	2	7	3	5
32. Other defined and ill-defined diseases	18	27	30	24
33. Motor vehicle accidents	8	8	1	4
34. All other accidents	13	6	15	9
35. Suicide	6	1	6	5
36. Homicide and operations of war	—	—	1	—

Table 5 on page 17 shows the distribution of deaths by separate age groups and sex for the year.

Deaths from Tuberculosis

There were two deaths from respiratory tuberculosis in 1965, as is shown, under the age periods, in Table 3 below.

Table 3—Deaths from Tuberculosis during 1965

Age Periods	Deaths			
	Respiratory		Non-Respiratory	
	M	F	M	F
Under 1	—	—	—	—
1 and under 5	—	—	—	—
5 and under 15	—	—	—	—
15 and under 25	—	—	—	—
25 and under 35	—	—	—	—
35 and under 45	—	—	—	—
45 and under 55	—	—	—	—
55 and under 65	1	—	—	—
65 and upwards	1	—	—	—
TOTAL	2	—	—	—

Stillbirths and Infant Mortality

There were 30 stillbirths—a rate of 22.7 per thousand live and stillbirths during the year. As can be seen from the comparative statistics in Table 4 this Stillbirth Rate is the highest for three years

Infant Mortality

In Newcastle-under-Lyme during 1965, 30 children died under one year of age giving an infant mortality rate of 23.3 per thousand live births. The rate for England and Wales as a whole for 1965 is 19.0 per thousand. Comparative statistics for the last twenty-five years are given in Table 6(a) on page 18.

Neo-Natal Mortality

The neo-natal mortality rate (the rate of deaths occurring during the first four weeks after birth) was 13.9 per thousand live births. This compares with a figure of 13.0 per thousand for England and Wales as a whole. Table 6(b) compares the neo-natal mortality rates for the Borough of Newcastle-under-Lyme with England and Wales in the period 1961-1965.

Table 4.—Comparative Statistics, Live and Stillbirths, 1941-1965

Year	Legitimate Live Births		Illegitimate Live Births		Stillbirths		Total Live Births	Total Live and Stillbirths	Live Birth Rate per 1000 estimated population		Illegitimate Live Births per cent of Total Live Births	Stillbirth Rate per 1000 Live and Stillbirths	
	Male	Female	Male	Female	Male	Female			Newcastle	Eng. and Wales		Newcastle	Eng. and Wales
1941	539	513	17	21	28	20	1090	1138	16.87	13.9	3.48	42.18	35
1942	577	526	21	22	32	17	1146	1195	18.09	15.6	3.75	41.0	33
1943	609	599	30	30	23	24	1268	1315	20.27	16.2	4.73	35.74	30
1944	679	632	43	32	28	31	1386	1445	21.88	17.7	5.41	40.83	28
1945	579	510	37	55	18	21	1181	1220	18.5	15.9	7.78	32.0	28
1946	671	597	44	31	24	22	1343	1389	20.1	19.2	5.58	33.12	27
1947	679	693	31	36	25	20	1439	1484	21.04	20.5	4.65	30.32	24
1948	587	613	26	41	18	18	1267	1303	18.28	17.8	5.28	27.63	23
1949	599	539	33	17	20	19	1188	1227	16.98	16.7	4.2	31.78	23
1950	584	498	28	26	20	17	1136	1173	16.10	15.8	4.75	32.56	23
1951	530	508	24	14	16	14	1076	1106	15.41	15.5	3.53	27.03	23
1952	559	491	24	20	13	11	1094	1118	15.67	15.3	4.02	21.46	22.7
1953	544	528	15	18	10	18	1105	1133	15.70	15.5	2.90	24.71	22.5
1954	582	516	20	22	17	9	1140	1166	16.06	15.2	3.68	22.29	23.5
1955	598	563	7	19	23	17	1187	1227	16.43	15.0	2.2	32.59	23.2
1956	585	589	21	22	15	21	1217	1253	16.63	15.6	3.54	28.73	22.9
1957	640	633	25	15	15	23	1313	1351	17.81	16.1	3.04	28.12	22.5
1958	642	629	26	17	21	20	1314	1355	17.7	16.4	3.3	30.3	21.6
1959	630	617	22	18	14	15	1287	1316	17.2	16.5	3.1	22.0	21.0
1960	644	582	28	17	12	20	1271	1304	16.8	17.1	3.5	25.3	19.8
1961	673	629	24	23	17	21	1349	1387	17.6	17.4	3.5	27.4	19.1
1962	691	632	31	23	15	18	1377	1431	17.8	18.0	3.9	23.4	18.1
1963	628	614	24	26	15	11	1292	1318	16.8	18.2	3.9	19.7	17.3
1964	728	592	43	31	9	11	1394	1414	18.1	18.4	5.3	14.0	16.3
1965	713	577	34	24	19	11	1290	1320	16.6	18.1	4.5	22.7	15.7

Table 5.—Cause of Death in the Different Age Groups, 1965

CAUSES OF DEATH	AGE GROUPS MALES (YEARS)							AGE GROUPS FEMALES (YEARS)							TOTAL		
	AGE GROUPS MALES (YEARS)							AGE GROUPS FEMALES (YEARS)									
	0—	01—	05—	15—	25—	45—	65—	75+	0—	01—	05—	15—	25—	45—		65—	75+
1. Tuberculosis, respiratory	1	1	1	2
2. Tuberculosis, other	1
3. Syphilitic disease
4. Diphtheria
5. Whooping Cough
6. Meningococcal Infections
7. Acute poliomyelitis
8. Measles
9. Other infective and parasitic diseases	2
10. Malignant neoplasm, stomach	5	7	3	1	4	4	26
11. Malignant neoplasm, lung, bronchus	1	19	11	6	3	1	2	41
12. Malignant neoplasm, breast	1	2	5	10
13. Malignant neoplasm, uterus	1	2	2	10
14. Other malignant and lymphatic neoplasms	2	12	20	6	3	17	7	10	77
15. Leukaemia, aleukaemia	2	2	2	1	5
16. Diabetes	3	1	1	1	6
17. Vascular lesions of nervous system	3	12	21	28	18	21	60	163
18. Coronary disease, angina	9	45	42	26	1	15	23	41	202
19. Hypertension with heart disease	1	1	1	2	4	9
20. Other heart disease	5	8	13	1	1	1	8	8	35	80
21. Other circulatory disease	6	7	6	4	6	12	42
22. Influenza	1	..	2	4	6
23. Pneumonia	4	2	1	1	2	4	4	7	2	3	17	47
24. Bronchitis	1	1	10	15	5	2	4	6	44
25. Other diseases of respiratory system	8	1	2	3	14
26. Ulcer of stomach and duodenum	1	1	1	1	..	4
27. Gastritis, enteritis and diarrhoea
28. Nephritis and nephrosis
29. Hyperplasia of prostate
30. Pregnancy, childbirth, abortion
31. Congenital malformations	5	..	1	1	12
32. Other defined and ill-defined diseases	11	2	4	3	7	4	1	4	3	15	51
33. Motor vehicle accidents	3	2	2	1	1	2	1	1	12
34. All other accidents	1	1	3	1	1	1	4	15	15
35. Suicide	1	2	3	..	6
36. Homicide and operations of war
TOTAL Separate Age Groups	21	3	2	5	24	145	149	123	9	1	11	88	95	222	898
TOTAL Males and Females. All causes	472							426									

Comparative Statistics

Table 6a.—Infant Mortality Rates, 1941-1965 (Rate per 1,000 Live Births)

	1941	1942	1943	1944	1945	1946	1947	1948	1949	1950	1951	1952	1953	1954	1955	1956	1957	1958	1959	1960	1961	1962	1963	1964	1965
England and Wales ..	60	51	49	45	46	43	41	34	32	30	30	27.6	26.8	25.5	24.9	23.7	23.1	22.6	22.2	21.9	21.6	20.7	20.9	20.0	19.0
Newcastle-under-Lyme ..	75	54	49	40	37	54	42	32	36	36	36	42.0	34.4	25.4	27.0	20.5	17.5	25.1	22.5	26.8	20.8	26.8	25.5	18.6	23.3

Table 6b.—Neo-Natal Mortality Rate, 1961-1965 (Rate per 1,000 Live Births)

	1961	1962	1963	1964	1965
England and Wales ..	15.5	15.1	14.2	13.8	13.0
Newcastle-under-Lyme ..	13.3	21.0	16.3	12.8	13.9

Table 6c.—Maternal Mortality Rate, 1941-1965 (Rate per 1,000 Live and Stillbirths)

	1941	1942	1943	1944	1945	1946	1947	1948	1949	1950	1951	1952	1953	1954	1955	1956	1957	1958	1959	1960	1961	1962	1963	1964	1965
England and Wales ..	2.25	2.02	1.83	1.93	1.80	1.43	1.17	1.02	0.97	0.87	0.82	0.72	0.75	0.70	0.64	0.56	0.47	0.43	0.38	0.38	0.33	0.28	0.28	0.25	0.25
Newcastle-under-Lyme ..	5.18	0.84	3.04	2.08	6.56	0.69	1.35	2.30	0.00	0.00	0.90	1.78	1.76	0.85	0.00	1.59	0.00	0.74	0.00	0.00	0.00	0.70	—	—	—

INFECTIOUS AND OTHER DISEASES

Whooping Cough

Scarlet Fever

Enteric Fever

Erysipelas

Measles

Poliomyelitis

Meningococcal Infection

Dysentery

Pneumonia

Tuberculosis

Food Poisoning

Infectious and Other Diseases

The total notifications of infectious diseases within the Borough during the year numbered 879 compared with 458 in 1964.

This increase over the previous year was due to the occurrence of greater numbers of cases of measles, scarlet fever and sonne dysentery.

The age distribution of notified cases is shown in Table 8 on page 24. New cases of tuberculosis notified during the year are shown separately in Table 9 on page 25.

Whooping Cough

Cases: 3 Deaths: Nil

Year	1961	1962	1963	1964	1965
Notified Cases	8	10	22	51	3
Deaths	—	—	—	—	—

Scarlet Fever

Cases: 80 Deaths: Nil

Year	1961	1962	1963	1964	1965
Notified Cases	11	21	68	13	80
Deaths	—	—	—	—	—

Enteric Fever

Cases: Nil Deaths: Nil

Year	1961	1962	1963	1964	1965
Notified Cases	—	—	1	—	—
Deaths	—	—	—	—	—

Erysipelas

Cases: 2 Deaths: Nil

Year	1961	1962	1963	1964	1965
Notified Cases	4	5	4	3	2
Deaths	—	—	—	—	—

Measles

Cases : 723

Deaths: Nil

Year	1961	1962	1963	1964	1965
Notified Cases	1,790	39	1,364	298	723
Deaths	—	—	1	—	—

Acute Anterior Poliomyelitis and Polio-Encephalitis

Cases: Nil

Deaths: Nil

Year	1955	1956	1957	1958	1959	1960	1961	1962	1963	1964	1965
Notified Cases ..	3	6	6	3	—	1	5	1	1	—	—
Deaths	—	—	—	—	—	—	—	—	—	—	—

Meningococcal Infection

Cases: Nil

Deaths: Nil

Year	1955	1956	1957	1958	1959	1960	1961	1962	1963	1964	1965
Notified Cases ..	2	—	1	2	1	—	2	2	1	1	—
Deaths ..	—	—	1	—	—	—	1	—	—	—	—

Dysentery (Sonne)

Cases: 43

Deaths: Nil

Year	1961	1962	1963	1964	1965
Notified Cases	221	283	31	2	43
Deaths	—	—	—	—	—

This is one of the most difficult diseases to control, the spread of which is undoubtedly assisted by poor standards of personal hygiene. The germs are also spread by indirect means such as contaminated foods, milk, water, and by flies. Everyone is a food handler at some time and the only means of preventing the spread of this disease is strict personal hygiene.

Pneumonia

Cases: 26 Deaths: 47

Year	1961	1962	1963	1964	1965
Notified Cases	79	38	46	55	26
Deaths	61	47	49	50	47

Pneumonia, nowadays, due to the modern antibiotic drugs, is a disease which is reserved for persons who prior to infection have had their body resistance lowered by debilitating illness such as an attack of influenza or measles.

Tuberculosis

Cases: 17 Deaths: 2

Year	1945	1950	1955	1960	1961	1962	1963	1964	1965
Notified Cases ..	61	66	55	19	14	12	22	21	17
Deaths	45	25	6	9	3	7	4	3	2

Detailed statistics for 1965 are shown in Tables 3, 5, 9 and 10 with particular reference to age group incidence. As can be seen from these tables, tuberculosis is to-day a disease of middle and later life.

Food Poisoning

Cases: 3 Deaths: Nil

Year	1961	1962	1963	1964	1965
Cases	30	7	6	11	3
Deaths	—	—	—	—	—

A summary of details of the outbreaks of Food Poisoning occurring in the Borough in 1965 is shown in Table 11.

Table 8.—Cases of Notifiable Diseases (other than Tuberculosis) notified during 1965

NOTIFIABLE DISEASES	AT ALL AGES	TOTAL CASES NOTIFIED AT ALL AGES											
		Under 1	1 and under 2	2 and under 3	3 and under 4	4 and under 5	5 and under 10	10 and under 15	15 and under 20	20 and under 35	35 and under 65	65 years and over	Age Unknown
Smallpox	..	—	—	—	—	—	—	—	—	—	—	—	—
Enteric Fever (including Paratyphoid)	..	—	—	—	—	—	—	—	—	—	—	—	—
Diphtheria (including Membranous Croup)	..	—	—	—	—	—	—	—	—	—	—	—	—
Scarlet Fever	..	1	1	4	6	16	42	9	1	1	8	—	—
Puerperal Pyrexia	..	—	—	—	1	—	2	—	—	3	7	—	—
Pneumonia	..	5	—	—	—	—	—	—	—	—	—	—	—
Ophthalmia Neonatorum	..	—	—	—	—	—	—	—	—	—	—	—	—
Pemphigus Neonatorum	..	—	—	—	—	—	—	—	—	—	—	—	—
Encephalitis Lethargica (Post-Infectious)	..	—	—	—	—	—	—	—	—	—	—	—	—
Cerebrospinal Fever	..	—	—	—	—	—	—	—	—	1	—	—	—
Erysipelas	..	—	—	—	—	—	—	—	—	—	1	—	—
Poliomyelitis and Polio-Encephalitis— Paralytic	..	—	—	—	—	—	—	—	—	—	—	—	—
Non-Paralytic	..	—	—	—	—	—	—	—	—	—	—	—	—
Measles	..	39	96	97	123	95	260	7	3	3	—	—	—
Whooping Cough	..	1	1	—	3	—	1	—	—	—	—	—	—
Dysentery	..	—	5	4	3	—	20	3	—	6	2	—	—
Food Poisoning	..	—	—	—	—	—	—	—	—	—	—	—	—
Meningococcal Infection	..	—	—	—	—	—	—	—	—	—	—	—	—
Malaria	..	—	—	—	—	—	—	—	—	—	—	—	—

Table 9—New Cases of Tuberculosis Notified during 1965

NEW CASES

AGE PERIODS	Respiratory		Non-Respiratory	
	M	F	M	F
Under 1	—	—	—	—
1 and under 5	—	1	—	—
5 and under 15	—	—	—	—
15 and under 25	2	—	1	—
25 and under 35	1	1	—	—
35 and under 45	—	—	—	—
45 and under 55	3	—	—	—
55 and under 65	5	2	—	—
65 and upwards	1	—	—	—
TOTAL	12	4	1	—

Table 10—Tuberculosis Register at 31/12/65

Pulmonary			Non-Pulmonary		
M	F	Total	M	F	Total
440	395	835	103	113	216
Total Cases: 1,051					

Table 11—Food Poisoning—Incidents and Cases

CAUSATIVE AGENT	GENERAL OUTBREAKS		FAMILY OUTBREAKS		SPORADIC CASES	TOTAL No. of outbreaks and sporadic cases (Columns 1+3+5) 6	TOTAL No. of cases (Columns 2+4+5) 7
	No. of separate outbreaks	No. of cases notified or ascertained	No. of separate outbreaks	No. of cases ascertained			
	1	2	3	4	5		
1. <i>S. typhimurium</i>	—	—	1	2	1	2	3
2. Other <i>Salmonellae</i> (a) ..	—	—	—	—	—	—	—
3. <i>Cl. welchii</i>	—	—	—	—	—	—	—
4. <i>Staph. aureus</i>	—	—	—	—	—	—	—
5. Other causes (b)	—	—	—	—	—	—	—
6. Cause unknown	—	—	—	—	—	—	—
7. TOTAL	—	—	1	2	1	2	3

PERSONAL HEALTH SERVICES. DELEGATED.

Care of Mothers and Young Children
Infant Welfare Centres
Premature Infants
Day Nursery
Midwifery
Ante-natal Clinics
Health Visiting
At Risk Register
Phenylketonuria
Hearing Testing
Geriatric Register
Home Nursing
Vaccination and Immunisation
Prevention of Illness, Care and After-care
Chiropody Service
Chronic Sick
Part III Accommodation
Hospital Discharges
Social Welfare
Domestic Help Service
Night Help Service
Neighbourly Help Service

National Health Service Act, 1946.

SECTION 22—CARE OF MOTHERS AND YOUNG CHILDREN

(a) Child Welfare Centres

The full clinic programme continued in 1965 as follows:—

King Street, Newcastle	Monday and Wednesday 2—4 p.m.
Kingsbridge Avenue, Clayton	Tuesday and Thursday 2—4 p.m.
Crown Street, Silverdale	Tuesday 2—4 p.m.
St. Barnabas' Church, Bradwell	Wednesday 2—4 p.m.
Inglewood Drive, Porthill	Tuesday and Friday 2—4 p.m.
Loomer Road, Chesterton	Tuesday and Thursday 2—4 p.m.
Knutton Lane, Knutton	Thursday 2—4 p.m.

The sessions printed in bold type have a doctor in attendance.

During the year 536 Infant Welfare Sessions were held and 1,287 children under the age of one year made their first attendance at these centres. The use made of the service can be seen from the statistics in Table 12.

Table 12

CENTRE	No. of Children under 1 year attending for the first time	ATTENDANCES			
		under 1 year	1—2 years	2—5 years	Total
King Street, Newcastle	431	2,593	1,269	300	4,162
Kingsbridge Avenue, Clayton	200	2,215	2,158	620	4,993
Crown Street, Silverdale	73	592	545	173	1,310
Inglewood Drive, Porthill	204	2,898	896	921	4,715
St. Barnabas' Church, Bradwell	68	869	351	297	1,517
Loomer Road, Chesterton	202	2,519	1,453	1,420	5,392
Knutton Lane, Knutton	109	1,271	780	285	2,336
	1,287	12,957	7,452	4,016	24,425

Average attendance of under five-year olds per session per centre during 1965 = 45.6, compared with 42.65 in 1964.

(b) Premature Infants

A premature infant is one weighing 5½ lbs. or less at birth. Many of these babies are healthy and need little more than ordinary care and management. The smaller ones, however, need expert care and attention to help them survive the ordinary rigours of early life.

Within the midwifery service, special arrangements are made for the care of premature infants in their homes, and those who cannot be cared for at home are admitted to hospital.

An analysis of premature births in the Borough is included later in the report in Table 17 on page 32.

(c) Day Nursery

The Nursery within the Borough, at Liverpool Road, Cross Heath, provides 40 places. It is supervised by the Matron, Mrs. D. M. Hughes, assisted by a Deputy Matron, two nursery nurses, one warden, six students and a domestic staff of three. The students obtain practical experience at the Nursery and attend part-time for theoretical training at the Nursery Training Centre.

There is always a waiting list for admission to the Nursery, 73 children were awaiting admission on 31st December, 1965, despite the provision for part-time attendance introduced in 1963. No priority case is awaiting admission.

The average daily attendance throughout the year was as follows:
0-2 years, 10.5; 2-5 years, 19.9.

The total attendances in the year numbered 7,671.

(d) Private Day Nurseries and Play Groups

The two registered private nurseries continued to operate throughout 1965, although the one at the southern end of the town, which has ten places, was rarely fully occupied, as the building was being re-decorated and alterations were being made. The Porthill Nursery, which has eight places, was being adapted also with a view to eventually increasing the number of children permitted to attend. Supervision was provided by the Nursing Supervisor, who reports periodically to the Medical Officer of Health.

Registration of premises is required under the Nursery and Child Minders' Regulation Act, 1948, and it is clear from the number of enquiries arising that there is considerable interest in providing this type of facility. A number of premises have been surveyed, and whilst many of them are unsuitable without expensive adaptations, it is to be expected that the number of registered premises will increase in the near future.

SECTION 23—MIDWIFERY

For the purposes of the Midwives Act, Staffordshire County Council is the "Local Supervising Authority."

The Borough of Newcastle-under-Lyme has an establishment of ten domiciliary midwives whose work is supervised by Miss Parker, the Nursing Supervisor. Miss Parker made, during 1965, four complete inspections of midwifery work, three inspections of equipment and records, thirteen enquiries under the Midwives Acts and twenty-six miscellaneous visits.

(a) Midwife Ante-natal Clinics

The Midwifery staff attend the various Centres in the town, where Mothercraft and Relaxation Classes, and Midwives' Ante-natal Clinic sessions are held.

The full programme for the Borough is shown in Table 13 below.

Table 13

Centre	Day and Time	Type of Clinic
King Street	Wednesday 2-5 p.m.	Ante-Natal, Mothercraft and Relaxation (Nurse Thompson) (from 15/9/65)
do.	Monday 2-4 p.m.	Ante-Natal (Nurse Downes)
Inglewood Drive, Porthill	Wednesday 2-4 p.m.	Ante-Natal and Relaxation (Nurse Wallwin)
do.	Monday 2-4 p.m.	Mothercraft and Ante-Natal (Nurse Glanville)
Kingsbridge Avenue, Clayton	Wednesday 2-4 p.m.	Ante-Natal (Alternate weeks (Nurses Thomas & Twigg) rotating)
do.	Friday 2-4 p.m.	Mothercraft (do.) (Nurses Thomas & Twigg)
Loomer Road, Chesterton	Monday 2-4 p.m.	Ante-Natal (Nurses Taylor & Colclough)
Knutton Infant Welfare Centre	Tuesday 2-4 p.m.	Mothercraft and Ante-Natal (Nurse Taylor)
Silverdale Infant Welfare Centre	Wednesday 2-4 p.m.	Mothercraft and Ante-Natal (Nurse Ruscoe)

(b) Ante and Post-Natal Clinic with Doctor in Attendance

An Ante-Natal session is held at the King Street Infant Welfare Centre on Friday afternoon of each week, with Dr. J. R. Raby in attendance. During 1965, 209 attendances were made at this Clinic and at the end of the year there were 9 patients on the register.

135 new patients made use of this Clinic during 1965.

(c) Domiciliary Midwifery

A summary of the work carried out in the Borough during the year by the domiciliary midwives is shown in Tables 14, 15 and 16 below.

Table 14

Doctor not booked		Doctor booked		Totals
Doctor present at time of delivery	Doctor not present at time of delivery	Doctor present at time of delivery	Doctor not present at time of delivery	
—	20	21	275	316

Table 15

No. Midwives qualified to administer analgesics	No. sets of apparatus for administration of analgesics		No. of cases where analgesics were administered by midwives				No. of cases in which pethedine was administered by midwives	
			when doctor present	when doctor not present at time of delivery	when doctor present	when doctor not present at time of delivery	when doctor present	when doctor not present at time of delivery
10	Gas and Air 10	Trilene 7	Gas and Air 3	Trilene 6	Gas and Air 28	Trilene 151	7	202

(d) Medical Aid Notices

Medical Aid Notices issued by midwives in general practice to family doctors during the year numbered 198. Copies of these notices were sent direct to Staffordshire County Council as "Local Supervising Authority."

(e) Premature Births

In 1965 there were 72 premature live births and 13 premature stillbirths notified, as follows:—

Table 16

	Live	Still
Hospital Cases	65	12
Domiciliary Cases	7	1
	72	13

These figures are adjusted by any notifications transferred in or out of the area.

Premature Births within the Borough during 1965 were, therefore, 6.4% of the total births. Of the live premature births 5 died within twenty-four hours. This information is given in more detail in Table 17.

Table 17—Premature Births

Number of premature births (as adjusted by any notification transferred in or out of the area

Weight at Birth	PREMATURE LIVE BIRTHS													
	Born in Hospital				Born at home or in a nursing home								PREMATURE STILLBIRTHS	
	Born in Hospital				Nursed entirely at home or in a nursing home				Transferred to hospital on or before 28th day					
	Total births	within 24 hours of birth	in 1 and under 7 days	in 7 and under 28 days	Total births	within 24 hours of birth	in 1 and under 7 days	in 7 and under 28 days	Total births	within 24 hours of birth	in 1 and under 7 days	in 7 and under 28 days	Born in hospital	Born at home or in a nursing home
	(1)	(2)	(3)	(4)	(5)	(6)	(7)	(8)	(9)	(10)	(11)	(12)	(13)	(14)
1. 2 lb. 3 oz. or less	4	2	1	—	—	—	—	—	—	—	—	—	—	1
2. Over 2 lb. 3 oz. up to and including 3 lb. 4 oz.	2	1	—	—	—	—	—	—	—	—	—	—	5	—
3. Over 3 lb. 4 oz. up to and including 4 lb. 6 oz.	19	2	4	—	—	—	—	—	1	—	—	—	1	—
4. Over 4 lb. 6 oz. up to and including 4 lb. 15 oz.	9	—	—	1	1	—	—	—	—	—	—	—	5	—
5. Over 4 lb. 15 oz. up to and including 5 lb. 8 oz.	31	—	—	—	5	—	—	—	—	—	—	—	1	—
6. TOTAL	65	5	5	1	6	—	—	—	1	—	—	—	12	1

1—1,000g, or less, 2—1,001-1,500g, 3—1,501-2,000g, 4—2,001-2,250g, 5—2,251-2,500g

SECTION 24.—HEALTH VISITING

Staff and Supervision

When Mrs. G. V. Jeffries left the service in August a number of advertisements failed to produce any applicants and thus, for the first time since the delegation of Health and Welfare Services we were unable to maintain an adequate number of trained Health Visitors.

As the County Council propose to increase the establishment from 16 to 18 in the approaching year it seems extremely likely that this service may be understaffed for a considerable time.

Supervision of the staff and the service was exercised by Miss P. M. Parker during 1965. Miss Parker made 35 inspections of the work of the Health Visitors throughout the year.

Visits

The table below summarises the work of the Health Visitors during their home visiting for 1965.

Table 18

	Expectant Mothers	Children Aged			Aged 65+	Mentally Disordered	Hospital Discharges (except Mat. and Mental Cases)	T.B.	Infectious Diseases	Other Visits
		—1	1—2	2—5						
First Visits	1,048	2,061	1,306	2,723	1,278	23	156	17	87	—
Total Visits	1,184	5,158	3,119	5,639	3,704	51	174	25	93	824

At Risk Register

At 31/12/65, 362 males and 315 females were registered in the classifications as shown.

Table 19

	M	F		M	F
Prematurity	97	104	Haemolytic disease of newborn	16	9
Blindness	1	1	History of virus infection in mother	—	—
Deafness	7	1	Congenital Abnormality	38	37
Mental Defect	7	5	Difficult Birth	115	86
Epilepsy	6	1	Neonatal Jaundice	11	10
Anoxia	34	25	Cerebral Palsy	1	1
Toxaemia in Pregnancy	10	14	Mother unusually young or elderly	10	14
			Others	9	7

Paediatric Liaison Service

The Scheme serving the Borough and surrounding County areas continued during 1965, although some changes were made in the health visiting staff attending Dr. Thursby-Pelham's clinic. Three members of the health visiting staff attended the hospital clinics as shown below.

Mrs. Allen	Thursday, p.m.	City General Hospital
"	" "	Central Out-Patients' Department
Mrs. Hadgett	Monday, p.m.	Central Out-Patients' Department
Miss Shingler	Tuesday, a.m.	Central Out-Patients' Department

Phenylketonuria

Routine testing was done originally on infants of the age of three weeks to check for the presence of phenylpyruvic acid in the urine. Where positive results are obtained, blood tests are carried out to determine the level of phenylalanine in the blood. The presence of phenylalanine may lead to subsequent retardation in the development of intelligence.

Acting on information through the Ministry of Health on advice from the Medical Research Council, the routine was improved in mid-1963 so that tests were made on infants between 10-14 days old, with a repeat test between the fourth and sixth weeks of life.

2,263 tests were made during 1965. All were negative.

Hearing Testing of Infants

7 members of my health visiting staff have received special training in the early detection of hearing loss in young people. This enables an early diagnosis to be made and treatment commenced early in life. Where no treatment can be given, early knowledge of the child's needs help in the assessment of future educational requirements. 499 children were screen tested in 1965, 489 at clinics and 10 at their homes. 1 child, representing 0.2% had defective hearing.

Maternity Accommodation

During the year under review the Health Visitors made 534 visits to applicants seeking maternity hospital accommodation on social grounds. A report was sent in each case to the Hospital Management Committee through the Medical Officer of Health. In July, 1964, the Hospital Management Committee requested the submission of reports on the homes of patients to ascertain the suitability for early discharge of patients who were being confined in the local maternity hospitals. The health visitors made 410 such visits and their reports were passed to the Hospital Management Committee through this department.

Visiting of Hospital Discharges

Borough residents who are discharged from hospital to their own homes are notified to the Health Department by Hospital Authorities. Follow-up visits are then made by the Health Visitors and by this method details are obtained about the patients need for the after care services, such as Home Help, Meals-on-Wheels, etc.

Geriatric Register

A register of old people was established in July, 1962. Each Health Visitor maintains a card index relating to the aged residents in her visiting area, and the main system covering the whole town is located in the Health Department. The position at the end of 1965 is shown in the tables below.

Table 20

Register at 31/12/1965. Total registered 1,650 (520 males, 1,130 females)
31.5% 68.5%

Category	AGE GROUPS							
	60 — 69		70 — 79		80 — 89		90 +	
	M	F	M	F	M	F	M	F
Elderly	69	145	139	288	57	123	5	12
Elderly Infirm	23	36	53	149	40	120	3	9
Elderly Sick	33	44	55	106	17	51	1	1
Elderly Psychiatric Sick	2	6	4	11	—	3	—	—
Special Groups	6	3	9	14	4	7	—	2

The number of old people on the Geriatric Register at 31/12/65 was 1,650, an increase of 453 on 1964.

The increase in the number of old people registered was predicted in my report for 1964 and is mainly due to the system operated jointly between the clerical staff and the Health Visiting Staff. This system provides for selection of households from the Electoral Roll in which there are people resident over 60 years of age. The details extracted are distributed to the Health Visiting Staff who in turn make a domiciliary visit and submit geriatric records to me with the necessary recommendations for services.

It is anticipated that early in 1966 all the 12 wards of the Borough will have been dealt with and the Health Visitors will be able to gradually build up a much greater total of geriatric records next year.

Social Services and the Elderly

The following table gives details of the aged persons being assisted through the social services. The figures shown below the line in each square show the numbers who have not had assistance and at the year end required none.

Table 21

CATEGORY		AGE GROUPS								TOTALS
		60—69		70—79		80—89		90+		
		M	F	M	F	M	F	M	F	
ELDERLY		6	21	40	90	31	58	3	8	257
		63	124	99	198	26	65	2	4	581
ELDERLY INFIRM		11	19	33	100	26	92	3	6	290
		12	17	20	49	14	28	—	3	143
ELDERLY SICK	ACUTE	2	3	1	8	1	3	—	1	19
		1	—	—	1	1	—	—	—	3
	LONG TERM	1	3	6	13	3	5	—	—	31
		3	3	1	6	1	3	1	—	18
	CHRONIC	8	22	22	50	5	29	—	—	136
		18	13	25	28	6	11	—	—	101
ELDERLY PSYCHIATRIC SICK		1	3	2	8	—	2	—	—	16
		1	3	2	3	—	1	—	—	10
SPECIAL GROUPS	BLIND & P/S	1	—	1	6	1	5	—	1	15
		—	—	1	4	2	1	—	—	8
	PHYS. HAND.	1	2	3	3	—	—	—	—	9
		4	—	1	1	—	—	—	—	6
	DEAF & P/D	—	—	1	—	1	—	—	1	3
		—	1	2	—	—	1	—	—	4
TOTALS		31	73	109	278	68	194	6	17	776
		102	161	151	290	50	110	3	7	874

During 1965, 620 new cases were included in the register in the various categories and age groups, and there were 167 removals from the index. 150 old people included in the register died, 7 removed to areas outside the Borough and 10 were admitted to hostel accommodation, and therefore became the responsibility of the County Welfare Department.

SECTION 25. HOME NURSING SERVICE

Staff and Supervision

As mentioned in my report for 1964, the negotiations between the Borough Council and the County Council for increases in the establishment of general nurses came to fruition in 1965. An additional male nurse was appointed from April the 1st, 1965, giving a total establishment of 13 whole-time general nurses, of which 2 are male nurses, and there is a possibility of a further increase in the establishment in 1966.

Bathing Attendants

It was agreed between the County Council and the Borough Council that a pilot scheme should be established in the Borough on a trial basis for the employment of nursing assistants to assist the general nurses by relieving them of the bathing of patients. 2 appointments were made, the initial one on April the 12th and the second appointment on May the 1st, but during October both holders of these positions resigned although they were subsequently replaced.

In November of 1965 the scheme was reviewed and a favourable report submitted to the County Council. At the end of the 6 months' trial the 2 assistants had made 1,388 visits, of which 100 were new patients, and both attendants were being employed between 30 and 40 hours per week.

Supervision continued to be Miss Parker's responsibility and throughout the year 32 inspections were made. 11 of these were complete inspections of general nurses' work, 1 inspection of practical general work only and 20 were miscellaneous visits.

Visits and Treatment

The Home Nursing Staff performs one of the most vital tasks in the Local Health Authority Service and does much to reduce the number of applications for hospital beds. In 1965, 527 patients were nursed at home (157 acute cases and 370 chronic cases) who would otherwise have warranted hospital admission.

Disposable Incontinence Pads

These were issued throughout the year through the general nursing service and a survey in March, 1965, showed that the pads were widely used and that there were no difficulties in disposing of soiled pads. A total of 8,528 pads was issued during the year.

Table 22 below summarises the work of the home nurses during the year under review.

Table 22

1	Medical	Surgical	Infec- tious Diseases	T.B.	Maternal Compli- cations	Others	Totals	Patients included in 2—7 who were:	
								65 or over at first visit 9	Under 5 at time of first visit 10
No. of cases attended	813	209	—	—	3	2	1,027	633	19
No. of visits paid	26,367	6,326	—	—	36	330	33,059	—	—

The table below indicates the various treatment given by the nursing staff throughout the year.

Table 23

General Nursing Care	Dressings	Observation of Patient	Enemas	Changing of Pessaries	Washouts, Douches, Catheterisation	Preparation for Diagnostic Investigation	Injections of Antibiotics	Other Injections	Other Treatment
13,885	4,680	1,030	218	117	2,225	68	1,192	7,665	422

SECTION 26. VACCINATION AND IMMUNISATION

(a) Smallpox

During 1965, 406 persons received primary vaccination and 12 were re-vaccinated, compared with 458 and 61 respectively in 1964.

The Ministry of Health view is that whilst protection should continue to be given to infants, mass vaccination against smallpox is not indicated and, at present, when cases exist in the country, vaccination is given to known contacts of the disease.

INTERNATIONAL CERTIFICATES.

With the increasing number of people taking holidays abroad, the volume of International Certificates certifying that the holder has been vaccinated, which require authentication by the Medical Officer of Health, has increased. During the period 1/1/65 to 31/12/65, 738 certificates were authenticated by the Medical Officer of Health.

Table 24

	Under 1 year	1 year	2—4 years	5—15 years	Total
Number vaccinated ..	11	172	192	31	406
Number re-vaccinated ..	—	1	3	8	12

(b) Combined Antigens

Combined antigens which were introduced in 1962 continued to be used during the period under review, and the extent to which the combined antigen replaced the single protection can be seen from the following tables.

Table 25—Tetanus/Diphtheria/Whooping Cough Immunisation

Year of Birth	1965	1962-64	1958-61	Others under 16	Totals
Primary Injections ..	436	683	33	2	1,154
Reinforcing Injections ..	—	388	52	15	455

Table 26—Tetanus/Diphtheria Immunisation

Year of Birth	1965	1962-64	1958-61	Others under 16	Totals
Primary Injections ..	1	17	307	347	672
Reinforcing Injections ..	—	25	203	156	384

Table 27—Tetanus Immunisation

Year of Birth	1965	1962-64	1958-61	Others under 16	Totals
Primary Injections ..	—	3	122	331	456
Reinforcing Injections ..	—	1	11	39	51

Table 28—Diphtheria Immunisation

Year of Birth	1965	1962-64	1958-61	Others under 16	Totals
1. Number of children who completed a full course of primary immunisation in the Borough (including temporary residents)	—	1	2	4	7
2. Number of children who received during the year a reinforcing injection, i.e., subsequent to primary immunisation at an earlier age	—	1	12	11	24

(c) Poliomyelitis Immunisation

Table 29—Persons completing primary immunisation

Age Group	Number of persons who have received		Total
	Second dose of Salk vaccine or third injection of quadruple vaccine	Third dose of Oral vaccine	
Children born in 1965 ..	—	354	354
Children born in 1964 ..	2	655	657
Children born in 1963 ..	1	133	134
Children born in 1962 ..	—	92	92
Children and young persons born in years 1958-1961 ..	—	229	229
Young persons under 16	—	645	645
Others ..	—	—	—
Total ..	3	2,108	2,111

Persons receiving reinforcing doses

Number of persons given third injections of Salk vaccine or fourth injections of quadruple vaccine			—
Number of persons given fourth injections of Salk vaccine or fifth injections of quadruple vaccine			—
Number of persons under 16 given a reinforcing dose of Oral vaccine after:	(i)	2 Salk doses	—
	(ii)	3 Salk doses or 3 Oral doses or 2 Salk doses plus 2 Oral doses	359

SECTION 28. PREVENTION OF ILLNESS, CARE AND AFTER CARE

(a) Medical and Surgical Comforts

The St. John Ambulance Brigade and the British Red Cross Society continued to issue nursing comforts throughout 1965. The Red Cross Distribution Centre is situated in Garden Street and is under the control of Mrs. A. Warrillow of 35 Emery Avenue, Newcastle. The St. John Ambulance Brigade Centre is at the Church Schools, Church Street, Chesterton, and is operated by Mr. R. Wright of 8 Edensor Street, Chesterton.

(b) Chiropody Service

The Chiropodist worked in the Borough on Mondays, Tuesdays and Thursdays of each week, and on Wednesday mornings. The number of treatments given in 1965 totalled 1,544 and compared favourably with 1,287 treatments given in the previous year. The table below summarises the work of the Chiropodist during the year under review.

	Aged	Physically Handicapped	Expectant Mothers	School Children
Clinic attendances ..	772	89	—	9
Domiciliary attendances ..	587	187	—	—

(c) Chronic Sick

Elderly persons with some incurable disease, and who will require hospital care until their death, are in number, at least, far in excess of the present hospital accommodation available. It is necessary, therefore, to assess the patient's priority for admission to hospital not only on his medical needs but also on his social circumstances. Each such patient referred to me by a family doctor is visited by a health visitor who reports on the social circumstances. The medical and social reports are then sent to the Geriatric Unit at Bucknall Hospital where the physician in charge determines the priority of admission.

Table 30 below shows the number of cases referred for chronic sick accommodation during the year.

Table 30—Chronic Sick Disposals

Number referred	166	Left area	—
Number admitted:		Number refused acc. ..	10
Chronic Sick Acc. ..	109	Number died	14
General Hospital ..	5		
Number on Waiting List ..	27		
Hostel Accommodation ..	1		

66 of the 115 cases admitted during the year were assisted in some way by the domestic or nursing services prior to admission. Of the 27 cases still awaiting chronic sick accommodation at the end of the year, 15 were receiving assistance in the following ways:—

Domestic Help	6
District Nurse	7
Nursing, Domestic Help & Social Welfare	2

(d) Part III Accommodation

Applications for this type of residential hostel accommodation are dealt with by the County Council. Borough cases are referred to the County Welfare Officer as they arise.

(e) Social Welfare

Below are summarised cases dealt with by Miss E. M. Taylor, the Social Welfare Worker.

Table 31

Social Welfare		Extra Nourishment	
No. of patients visited at home	1,168	No. of patients supplied—	
No. of patients visited in Hospital or Sanatoria ..	30	N.A.B.	24
No. of patients seen at office	67	No. of patients supplied—	
No. of patients seen at Clinic	6	Vol.	31
Clothing		Bedding	
No. of patients supplied—		No. of patients supplied—	
N.A.B.	15	N.A.B.	20
No. of patients supplied—		No. of patients supplied—	
Vol.	67	Vol.	52
Nursing Equipment		Housing	
No. of cases referred for appliances, etc., to:—		No. of cases recommended ..	4
(a) Nursing equipment Depot (B.R.C.S. and St. John) ..	86	No. of cases rehoused ..	3
(b) Other sources (from own stock)	43		
Travelling Expenses of Relatives Visiting Hospital Patients		No. of cases investigated and passed to other Departments	
No. of new cases assisted ..	4	Ministry	38
		Voluntary Society	131

Care of Old People				
No. of visits paid	482
No. of old persons seen	463
No. of visits				
"Social" reasons	223
Cases referred to Borough Agencies	29
Cases referred to outside bodies	169
Old people seen re convalescence	30

Expenditure

During the year the Borough Council approved the following expenditure incurred in providing various cases with the services shown:

	£	s.	d.
Convalescence—26 cases	225	15	2
Fares to visit relatives (approx.)	28	18	0
Extra Nourishment—3 cases	19	14	4

SECTION 29. DOMESTIC HELP SERVICE

Free Home Help Service to 65+ Group

The free service for the over 65's referred to in my report for 1964 gained momentum during the year under review and there was an expansion in the number of cases from 773 at the end of 1964, to 907 a year later.

Supervision

As forecast in my report for the previous year, adequate supervision of the Home Help Service proved to be too much for the two organisers. In September, 1965, negotiations commenced between the Borough of Newcastle and the County Council for the appointment of a third Home Help Organiser. The County Council agreed in December that a third appointment should be made.

Home Help Service

At the end of the year, 193 Home Helps were employed, compared with 154 in the previous year, and the whole-time equivalent was 87.2.

Night Help Service

Help is provided from the ranks of the regular home helps willing to do night work. During 1965 it was possible to assist 16 homes by providing this service. During the year 14 home helps were employed in the capacity of night help.

Neighbourly Help Service

During the year ten people were employed in this service, which is designed to cover cases in which invalids need frequent short visits. Neighbourly help is usually provided by a neighbour who is willing to undertake the responsibility of seeing to the applicant's needs in this way.

The statistics below in Table 32 summarise in terms of visits the work of the Home Help Organisers during the year and the types of case assisted.

Table 32

Type of Visit	Number
Number of visits to applicants for employment as Home Helps	425
Number of investigations at homes of applicants for Home Helps	710
Number of homes visited already being assisted	8,767
Number of investigations of complaints	—
Total number of visits in the Borough	9,902

The number and type of cases assisted during the whole of 1965 is given below in Table 33.

Table 33

Type of Case	Total	Cases included in total in which help taken before 1965
Maternity cases, including expectant mothers ..	13	.. —
Aged 65+ on first being helped	800	.. 548
Tuberculosis and chronic sick	2	.. 1
Mentally disturbed	6	.. 3
Others	86	.. 55

WELFARE SERVICES

Blind and Partially Sighted
Deaf and Hard of Hearing
Physically Handicapped

WELFARE SERVICES

This Service deals with the welfare of the blind, deaf and dumb, and other persons who are substantially and permanently handicapped by illness, injury or congenital deformity.

Statutory powers for the provision of this service are contained in Sections 29 and 30 of the National Assistance Act, 1948.

Welfare of the Blind and Partially Sighted

The field work in this service is carried out by the Staffordshire Association for the Blind which is affiliated to the Southern Regional Association. Two home visitors serve the Borough in a part-time capacity and supervise the welfare of all afflicted persons in this category, instruct and advise in handicrafts and also complete the preliminary reports which are submitted to the Medical Officer of Health when application for registration is first made.

Books for Partially Sighted Persons

Recently, books printed with large type have been prepared for the use of partially sighted persons.

The Borough Librarian reported early in the year that he now had 3 copies of 16 titles of these special books and that he proposed to extend the service to the Clayton Branch Library in due course. Reports from the Home Teachers showed that the books had been received with enthusiasm and if the Branch service at Clayton proved worthwhile the Librarian said he would consider extending the service to other branches.

New Registrations during 1965

In 1965, 32 persons were examined for possible registration as blind or partially-sighted, and 29 of these had been registered by the end of the year. (18 partially-sighted and 11 blind). Total registrations within the Borough at 31st December were:—

Table 34

Category	Male	Female	Total
Blind	34	77	111
Partially-sighted	23	40	63

Table 36 classifies by age groups the blind persons registered in the Borough.

Table 35 below, classifies by age groups the partially-sighted persons registered in the Borough.

Table 35. Classification of Registered Partially-sighted Persons by Age Groups

Age Group	Male	Female	Total
0—1 year	—	—	—
2—4 years	—	—	—
5—15 years	—	2	2
16—20 years	—	1	1
21—49 years	4	4	8
50—64 years	3	9	12
65+ years	16	24	40
Total	23	40	63

Table 36. Classification of Registered Blind Persons by Age Groups

Age-Years	Male	Female	Total
0	—	—	—
1	—	—	—
2	—	—	—
3	—	—	—
4	—	—	—
5—10	—	—	—
11—15	—	1	1
16—20	—	1	1
21—29	1	1	2
30—39	2	2	4
40—49	4	1	5
50—59	5	9	14
60—64	1	3	4
65—69	4	5	9
70—79	8	26	34
80—84	7	19	26
85—89	1	7	8
90+	1	2	3

Table 37, which follows, shows the number of local blind persons who are employed.

Table 37. Distribution of Local Blind Persons

Classification	Male	Female	Total
Children under five years	—	—	—
" attending school for blind	—	1	1
" in Home for Blind	—	—	—
Adults. Not Employed. 16—59 years ..	5	9	14
" " " 60—64 years ..	1	3	4
" " " 65 years & over	20	59	79
" Employed in Workshops			
for the Blind .. 16—20 years	—	—	—
21—39 " ..	1	1	2
40—49 " ..	2	—	2
50—59 " ..	2	1	3
60—64 " ..	—	—	—
65+ " ..	1	—	1
Approved Home Workers 16—20 " ..	—	—	—
21—39 " ..	1	1	2
40—49 " ..	—	—	—
50—59 " ..	—	1	1
60—64 " ..	—	—	—
65+ " ..	—	—	—
In other Employment .. 16—20 " ..	—	—	—
21—39 " ..	—	—	—
40—49 " ..	1	—	1
50—59 " ..	—	1	1
60—64 " ..	—	—	—
65+ " ..	—	—	—
Undergoing Training	—	—	—

Welfare of the Deaf and Hard of Hearing

12 new registrations were made during 1965. At the end of the year the total number of registered persons in these categories was 35 deaf and dumb and 84 hard of hearing.

The welfare of this group is handled by the North Staffordshire Deaf and Dumb Society, although the Register is maintained in the Borough Health Department.

Welfare of Physically Handicapped Persons

During the year, 23 new cases were visited and all were placed on the register of physically handicapped persons maintained in the Borough Health Department.

Table 38. New Registrations, 1965—Analysis of Disabilities

Disability	Male	Female	Total
Quadraplegia	2	—	2
Heart Disease	—	2	2
Parkinsons Disease	1	—	1
Poliomyelitis	—	1	1
Disseminated Sclerosis	1	—	1
Arthritis	1	—	1
Paraplegia	1	1	2
Hodgkins Disease	1	—	1
Spinal Injury	4	—	4
Amputation	1	—	1
Asthma	1	—	1
Bronchitis	2	—	2
Fractured Skull	1	—	1
Deformed Legs	—	1	1
Spacticity	1	—	1
Mastoid Exploration	1	—	1
Total	18	5	23

Table 39. Age Groups. New Registrations

Age Group	Male	Female	Total
16—25	3	1	4
25—35	1	—	1
35—45	4	1	5
45—55	3	2	5
55—65	6	—	6
65+	1	1	2

At the end of the year there were 107 physically handicapped persons on the register. The following table, Table 40, is an analysis of these cases as coded by the Disabled Persons Employment Act, 1944.

Table 40

Code	General Classes	Male	Female	Total
F	Arthritis and rheumatism	8	9	17
G	Congenital malformations and deformities ..	2	1	3
H/L	Diseases of digestive and genitourinary system (not T.B.), heart, circulatory system, respiratory and skin	16	5	21
Q/T	Injury to head, face, neck, thorax, abdomen, pelvis and trunk. Injury or disease upper and lower limbs and spine	14	6	20
V	Nervous disease—epilepsy, disseminated sclerosis, polio, hemiplegia, sciatica ..	14	17	31
U/W	Neuroses, psychoses, nervous diseases not in V	3	2	5
X	T.B. (respiratory)	3	1	4
Y	T.B. (non-respiratory)	—	1	1
A/E	Amputation	2	—	2
Z	Not specified above	2	1	3

The tables which follow (41, 42 and 43) show the age distribution, living conditions and employment conditions of all physically handicapped persons on the Borough Register at the end of 1965.

Table 41. Age Group—all cases on the register

Age Group	Male	Female	Total
16—25	7	6	13
25—35	6	8	14
35—45	14	7	21
45—55	15	11	26
55—65	16	5	21
65+	6	6	12

Table 42. Living Conditions

Living Conditions	Total
Living with family	100
Living alone	5
In lodgings	1
Hospital/Residential care	1
Total	107

Table 43. Employment Conditions

Employment Conditions	Total
Working or looking for work	7
Working at REMPLOY	6
Capable of home work or occupational therapy	48
Attending Day Centre	4
Not capable of any form of employment ..	42
Total	107

Holidays for Physically Handicapped Persons

Each year Staffordshire County Council arrange a holiday for physically handicapped persons and this year 14 places were allocated to the Borough of Newcastle-under-Lyme. In this way 14 physically handicapped persons from the Borough spent from the 28th of May to the 4th of June at the Derbyshire Miners' Holiday Centre, Skegness.

Handicrafts for Physically Handicapped Persons

In appropriate cases handicrafts are carried out at the person's home. Instruction and supervision is undertaken by the handicraft instructor, Mr. Armstead.

During 1965 the Borough Council provided a spray plant costing £47 5s. 0d. to assist handicapped persons prepare goods for sale.

Aids and Adaptations

Various adaptations were completed to assist handicapped persons in coping at home with their problems. The following list shows the scope of assistance provided by these means and the cost thereof:—

	£	s.	d.
9 Handrails at a total cost of	92	13	6
1 Door widening	15	1	0
1 Renewal of ramp	3	0	0
1 Walking aid	8	18	6

Additionally, aids are purchased by the Department for loan to handicapped persons to facilitate use of bath and toilet. At the end of the year, 29 bath aids were on loan at an approximate cost of £5 0s. 0d. each, and 7 toilet aids at £4 12s. 0d. each.

Car Badges for Severely Disabled Drivers

Following instructions contained in Ministry of Health Circular 17/61, car badges continued to be issued to Disabled Drivers during 1965. The object was to allow authorities easy identification of vehicles belonging to drivers suffering permanent and substantial disability. 19 badges were in use during the year.

MENTAL HEALTH

Table 44 which follows shows the work done by the Mental Welfare officers under the Mental Health Act, 1959, during the year.

Table 44

Number of cases referred to Mental Welfare Officers in the year	192
Number of cases previously known	73
Sources of referral—			
General Practitioners	82
Hospitals	43
Police	17
Relatives	15
Other Departments or other Authorities	9
Public Health Department	13
Voluntary Bodies	4
National Assistance Board	6
Voluntary Referral	2
Probation Service	1
Disposals—			
Advice to Referring Agency	34
Advice to Patients	28
Admitted to Hospital	64
Observation (Further visits required)	68
Advice to relatives	19
Placed under Guardianship	2
Admissions to hospital in the year—			
Informally	63
Under Part IV of the Mental Health Act	36
Under Part V of the Mental Health Act	4
For Temporary Care	—
Visits and Interviews by Mental Welfare Officers—Home Visits	1,546
Visits to patients in hospital or hostel	103
Statutory visits to patients under guardianship	—
Interviews at Mental Health Centre	108
Attendances at clinics, conferences, etc.	355

**CHILDREN NEGLECTED OR ILL-TREATED IN
THEIR OWN HOMES**

CHILDREN NEGLECTED OR ILL-TREATED IN THEIR OWN HOMES

The Co-ordination Committee for the Prevention of Child Neglect continued to meet during the year under the Chairmanship of the Medical Officer of Health.

Representatives from the following organisations attended:—

County Children's Department
Borough Housing Department
National Assistance Board
National Society for the Prevention of Cruelty to Children
The Probation Service
Ministry of Labour
Church of England

In addition the following members of the Borough Health Department attended:—

Mental Welfare Officers
Social Welfare Officers
Supervisor of Nursing Staff
Health Visitors

During 1965 the welfare of children from 23 families, 15 of which received National Assistance, was discussed and appropriate lines of action formulated as follows:—

Retained under joint observation (3 or more officers)	..	4
Retained under joint observation (2 officers)	5
„ „ observation by H.V.	4
„ „ „ „ Mental Welfare Officer	..	1
Child Care Officer	3
No action—problems solved	6
Cases taken into 1966	17

MISCELLANEOUS. HEALTH SERVICES

Medical Examination of Borough Employees

Appeals Sub-Committee

Persons " in need of care and attention "

Burial of Destitute Persons

Post Mortem Examinations

Health Education

MEDICAL EXAMINATION FOR SUPERANNUATION AND SICK PAY PURPOSES

During 1965, 86 Corporation Employees were medically examined for fitness for admission to the Corporation Superannuation Scheme. The examinations were carried out by the medical staff of the Public Health Department.

Arrangements were made with a General Practitioner for 19 employees to be medically examined for suitability for inclusion in the Corporation's Sick Pay Scheme.

Table 45 which follows gives details of the numbers of employees examined and the Departments concerned:—

Table 45

Department	Superannuation Scheme			Sick Pay Scheme		
	Total	Passed	Failed	Total	Passed	Failed
Borough Surveyor's ..	35	29	6	9	8	1
Borough Treasurer's ..	2	2	—	—	—	—
Cemeteries ..	2	2	—	—	—	—
Cleansing ..	8	8	—	—	—	—
Estate Office ..	3	3	—	—	—	—
Libraries ..	7	7	—	—	—	—
Parks ..	15	12	3	6	6	—
Public Baths ..	1	1	—	—	—	—
Public Health ..	1	1	—	—	—	—
Town Clerk's ..	4	4	—	2	1	1
Weights and Measures ..	1	1	—	1	1	—
Museum ..	1	1	—	1	1	—
Magistrates' Clerk's ..	1	1	—	—	—	—
Other Local Authorities ..	5	5	—	—	—	—

County Council Employees (Delegated Services)

During 1965, 52 County Council employees were examined for superannuation purposes, 51 of whom were passed as physically fit for admission to the Scheme.

Appeals Sub-Committee

The Sub-Committee of five members of the Borough Health and Welfare Committee dealt with three cases in the year, two being against the assessment for domestic help service charges, and one against assessment for day nursery charges.

A total of £6 10s. 6d. was written off, in the home help cases, and the day nursery charge reduced by 50%, from £2 15s. 0d. weekly to £1 7s. 6d.

NATIONAL ASSISTANCE ACT, 1948, AND NATIONAL ASSISTANCE (AMENDMENT) ACT, 1951

Removal to suitable premises of persons in need of care and attention

2 cases were removed under the powers contained in the above Acts during 1965.

Burial of Destitute Persons

This Section of the Act enables a local authority to arrange for the burial or cremation of "the body of any person who has died or been found dead in their area, in any case where it appears to the authority that no suitable arrangements for the disposal of the body have been or are being made."

During the year one burial took place.

POST-MORTEM EXAMINATIONS

During 1965, 81 bodies were removed to the City General Hospital Mortuary on the instructions of the Borough Coroner and in each case a post-mortem examination was carried out.

HEALTH EDUCATION

The following themes were presented through poster displays at schools and clinics and on the Department's display board situated in the Queen's Gardens:—

<i>Month</i>	<i>Subject</i>	<i>Shown at</i>
January	.. Smoking	.. Clinics, Queen's Gardens and Schools
February	.. Home Safety	.. Clinics, Queen's Gardens
	.. Personal Hygiene	.. " " "
	.. Venereal Disease	.. " " "
	.. Immunisation	.. " " "
March	.. Dental Health	.. Clinics, Queen's Gardens and Schools
April	.. Smoking	.. Clinics, Queen's Gardens and Schools
May	.. Personal Health	.. Queen's Gardens
	.. Welfare Foods	.. Clinics
	.. Personal Hygiene	.. Schools
June	.. Personal Health	.. Clinics and Queen's Gardens
	.. Personal Hygiene	.. Queen's Gardens
July	.. Personal Hygiene	.. Clinics
	.. Home Safety	.. Queen's Gardens
August	.. Personal Hygiene	.. Queen's Gardens
	.. Home Safety	.. Clinics
	.. Immunisation	.. "
September	.. Immunisation	.. Clinics and Queen's Gardens
	.. Home Safety	.. Schools
October	.. Danger of Fireworks	.. Schools
	.. Smoking	.. Clinics, Queen's Gardens and Schools
November	.. Home Safety	.. Clinics and Queen's Gardens
	.. Smoking	.. " " " "
December	.. Home Safety	.. Clinics and Queen's Gardens
	.. Venereal Disease	.. " " " "
	.. Personal Health	.. " " " "

**INSPECTION AND SUPERVISION OF FOOD AND
FOOD PREMISES**

Food and Drugs Act, 1955

Food Hygiene Regulations, 1960

The Milk (Special Designation) Regulations, 1960

Disposal of Condemned Food

Surrenders of Other Food

Food and Drugs Samples

**INSPECTION AND SUPERVISION OF FOOD
FOOD AND DRUGS ACT, 1955, AND
FOOD HYGIENE REGULATIONS, 1960**

If, by some means, it was possible to put the clock back some twenty years or so and to see again the conditions which then existed in food premises of all kinds, the tremendous progress which had been made in the improvement in food hygiene over that period would be more readily assessed. For although, as reported previously, the Borough Health Department adopted its own standards for the satisfactory preparation and handling of food and the construction of food premises many years before, it is only during the last ten years or so that supporting legislation on a national basis has been forthcoming. Unfortunately, most of this legislation relates to premises of a permanent nature with the result that most of the Public Health Inspectors' work has been channelled in this direction. Unsatisfactory though it may seem, there is no doubt that a somewhat lower standard of food hygiene has to be accepted in the case of open-air market stalls and mobile shops, and in the catering arrangements which are usually provided at shows and fairs. It cannot be argued that vendors and handlers of food in the open air are more conscious of food hygiene and therefore should not be subject to control. Any Public Health Inspector will confirm the reverse is usually the case. So far as the open market in Newcastle is concerned, supervision within the framework of present legislation is carried out and the Department has insisted that no open food other than fruit and vegetables is displayed or sold.

Similarly, over the last twenty years or so, it would appear that the general public has, in some respects, taken an increasing interest in food hygiene. This is borne out by the number of specimens of foodstuffs, in a condition which created an element of doubt in the mind of the housewife, upon which the Department was requested to express an opinion. Whilst it would seem that in some cases the purchaser was being over-cautious in submitting these articles of food for examination, requests from the general public for advice on the condition of foodstuffs are encouraged. There are occasions, however, when the Public Health Inspector becomes very frustrated. By periodic visits to food establishments of all kinds he endeavours to ensure that a high standard of hygiene is maintained at all times in the preparation, handling and distribution of the commodity. In the course of his regular duties he visits houses for a variety of reasons and here he notices that food, so carefully controlled prior to reaching the housewife is, in some instances, still subjected to very unhygienic treatment. Examples found are exposed cooked meats, bacon, etc., in sculleries, and partly filled bottles of milk without their caps. Where the husband and wife are both working, breakfast tables have been noticed on which there was unconsumed open food and which remain uncleared until the occupants return home at night. These occurrences are, however, decreasing, and it is hoped that with the training in domestic science which is now given at school, the housewife of the future will become increasingly conscious of the possible dangers which may arise from unprotected food and unhygienic food handling.

Table 46--Food Hygiene Regulations, 1960

Premises		No. of Premises complying with Regulation 16 (Wash-hand facilities)	No. of Premises to which Regulation 19 applies (Washing-up Sinks)	No. of Premises complying with Regulation 19
Category	Number			
Butchers	74	73	74	73
Grocers	226	226	226	226
Sweets	45	44	45	44
Cakes and Confectionery	22	22	22	22
Licensed Premises	101	101	101	101
Green Grocers	33	33	33	33
Wet Fish	5	5	5	5
Fried Fish	31	31	31	31
Bakehouses	20	20	20	20
Cafe Kitchens, School Kitchens and Snack Bars ..	99	99	99	99
	656	654	656	654

Table 47—Records of Inspections and Results

	No. of Premises	Inspections	Re-Inspections	No. of Premises Visited	Nuisances or defects	
					Found	Abated
Dairies and Milkshops ..	197	238	—	197	15	0
Ice Cream Premises ..	186	186	—	186	11	0
Food Preparing Premises ..	186	393	106	186	265	126
Bakehouses	24	86	28	24	23	53
Slaughterhouses	2	270	3	2	0	0
Butchers' Shops	77	209	47	77	90	49
Total Number of Food Shops	420	701	102	420	200	103
Market and Stall Inspections	28	140	—	28	36	32

THE MILK (SPECIAL DESIGNATION) REGULATIONS, 1960

(a) Milk Supply

Number of Dairy Farms in the Borough 28
 Number of Retail Purveyors of milk 196
 Of these, 173 retail sterilized milk only
 23 retail purveyors hold licences for the sale of graded milk.

Number of Ice Cream premises registered under Private Act:—

Sale only	214	} 215
Manufacture and Sale	1	

BACTERIOLOGICAL SAMPLES

	No. Submitted	No. Failed Cleanliness Test
Milk: Heat Treated	*117	2
Fresh Cream	8	2
Ice Cream and Lollipops	12	0

* All samples passed Heat Treatment Test.

Other articles examined in connection with food inspections:—

Article	Purpose of examination
Roast Pork	Presence of pathogenic organisms
Prepared stuffing	Presence of pathogenic organisms
Three school dinners	Presence of pathogenic organisms

THE LIQUID EGG (PASTEURISATION) REGULATIONS, 1963

There are no egg pasteurisation plants in the Borough.
 Three samples of frozen liquid eggs were satisfactory to the Alpha-amylase test.

Method of Disposal of Condemned Food

All meat condemned by the Food Inspectors is stained in accordance with the Ministry's recommendations and disposed of either by the Local Authority in the case of small quantities or where whole carcasses are involved through approved collectors.

With regard to other foods (tinned goods, etc.) these are disposed of at the Council's controlled tip.

(b) Meat and Other Foods

Number of butchers' shops registered under Private Act (including Market Stalls)	77
Number of Preserved Food preparing premises registered (including FishFryers, 33)	169
Number of licensed slaughterhouses	2
Number of men licensed to slaughter animals in accordance with the Slaughter of Animals Act, 1958	4
Number of Meat and Food Inspections	427

**Table 48—Carcases and Offal Inspected and
Condemned in Whole or Part**

	Cattle exclud'g Cows	Cows	Calves	Sheep and Lambs	Pigs	Horses
Number Killed (if known) ..	126	24	—	593	163	—
Number Inspected	126	24	—	593	163	—
All Diseases except Tuberculosis and Cysticerci						
Whole carcases condemned ..	—	—	—	—	—	—
Carcases of which some part or organ was condemned ..	18	12	—	24	12	—
Percentage of the number inspected affected with disease other than Tuber- culosis and Cysticerci ..	14.3%	50%	—	3.1%	7.4%	—
Tuberculosis only						
Whole carcases condemned ..	—	—	—	—	—	—
Carcases of which some part or organ was condemned ..	2	—	—	—	4	—
Percentage of the number inspected affected with Tuberculosis	1.6%	—	—	—	2.4%	—
Cysticercosis						
Carcases of which some part or organ was condemned ..	1	—	—	—	—	—
Carcases submitted to treat- ment by refrigeration ..	1	—	—	—	—	—
Generalised and totally condemned	—	—	—	—	—	—

Total weight condemned: 3cwts. 2qts. 14lbs.

There has been a 100% inspection of all animals slaughtered at the slaughterhouses in the Borough.

Surrender of Other Food

	lbs.
Fresh Meat	145
Bacon and Ham	53
Wet Fish	11
Tinned Meat	993
Tinned Fish	26
Tinned Vegetables	177
Tinned Milk	27
Tinned Soup	44
Tinned Preserves	8
Tinned Fruit	1,100
Tinned Cereals	2
Tinned Cream	1
Frozen Foods	1,456
Poultry	291
Fat	3
Sausage	25
Cheese	151 $\frac{3}{4}$
Pickles and Sauces	14
Packets of Rice	180
Oranges	85
Dried Fruit	85
Cakes	10
Confectionery	5
Beverages	3
Total ..	4,895 $\frac{3}{4}$ lbs.

(2 tons, 3 cwts. 2 qtrs. 23 $\frac{3}{4}$ lbs.)

Total Number of Samples taken — 184

Milk	112	Double Cream	2
Chicken Fillets	1	Table Cream	1
Beef Suet	1	Currants	2
Mixed Fruit	1	Steak and Kidney Pudding	1
Lemon Sponge Pudding	1	Stuffed Pork Roll	1
Golden Jug Milk	1	Table Jellies	1
Rum Flavoured Sauce	1	Prunes	1
Pork Luncheon Meat	2	Golden Raising Powder	1
Chicken Spread	1	Crab Spread	1
Golliberry Jam	1	Margarine	2
Butter	1	Aspirin	2
Fruit Salad	1	Strawberry Jam	1
Dates	1	Ground Coffee	1
Mince meat	2	Cochineal Substitute	1
Dried Apricots	1	Mandarin Oranges	1
Grilling Mushrooms	1	Spam Spread	1
Sweet Chopped Piccalilli	1	Lemon Cheese	1
Batter Mix	1	Artificial Colour	1
Rum flavoured Butter	1	Pate de Foie	1
Lobster Paste	1	Olive Oil	1
Beechams Powders (tablets)	1	Fresh Cream	1
Choux Paste	1	Yogurt	2
Christmas Pudding	1	Salmon and Shrimp Paste	1
Mushrooms in Sauce	1	Benevit Tonic	1
Dream Topping	1	Sliced Beetroot	1
Minced Chicken	1	Pineapple Pieces	1
Garden Peas	1	Ginger Wine Essence	1
Buttercup Syrup	1	Sultanas	1
Grouse Pate	1	Orange Marmalade	1
Mixed Vegetables	1	Madras Curry Powder	1
Ground Almonds	1	Bakewell Filling	1
Yorkshire Pudding Mixture	1	Cheese Food (Velveeta)	1
Pork Sausage	2		

The Public Analyst reported the fruit salad to be not of the quality demanded due to metallic contamination and discolouration.

All other samples analysed were found to be genuine.

All the milk samples were reported to be free from preservatives and artificial colouring matter.

The Public Analyst recommended a slight correction to the list of ingredients specified in the sample of Choux Paste. On making the appropriate representation, the manufacturers agreed to make the necessary amendment.

A child's plastic coffee set, manufactured in Hong Kong, was examined for the presence of lead or other dangerous substance. The Public Analyst reported that no significant amount of toxic metal was detected.

ENVIRONMENTAL HYGIENE

Clean Air Act, 1956

Sanitary Inspection of the Area

Inspection of Factories

Housing

Water Supply

Drainage and Sewerage

Swimming Baths

Offices, Shops and Railway Premises Act, 1963

Prevention of Damage by Pests Act, 1949

Pet Animal Act, 1951

Caravan Sites and Control of Development Act, 1960

Eradication of Bed Bugs

Offensive Trades

Sanitary Accommodation

Public Cleansing

CLEAN AIR ACT, 1956

The Borough Council, on the 3rd February, 1965, made the Newcastle-under-Lyme (Area No. 5) Smoke Control Order which was confirmed by the Minister of Housing and Local Government, without modification, on the 25th August, 1965, and became operative on the 1st July, 1966.

The Order covers an area of approximately 273 acres which is bounded and enclosed by the Higherland, Keele Road, Park Road, Cemetery Lane, Silverdale, Newcastle Road, Silverdale Road and Pool Dam. Included in the area are some 768 premises (555 Council houses, 191 private houses, 8 industrial premises, 10 commercial premises and 4 others). The total cost of works of adaptation is £33,670.

Where a Smoke Control area contains an industry which still emits smoke from its chimneys it is extremely difficult for residents in the area, who are precluded from emitting smoke from their own chimneys, to understand why a particular firm is still allowed to do so. It is quite easy to understand their point of view when they say, "deal with him first", but they tend to forget that for every such factory there are hundreds of dwelling houses. Nor can they understand that domestic chimneys emitting vast quantities of smoke and sulphurous fumes at low level are considerably more dangerous to public health than the comparatively few factory chimneys discharging these products of combustion at a much higher level.

In the Borough of Newcastle-under-Lyme, the brick and tile industries, which are the biggest offenders, tend to produce such complaints as mentioned above. Particularly is this so in the case of the blue-brick industry where in order to manufacture this type of brick a reducing atmosphere in the kiln, produced by smoke, is necessary. Experiments in the use of after-burners and water sprays to eliminate this smoke, after it has done its work, are being carried out.

Co-operation is still maintained with the Ministry of Technology, Warren Springs Laboratory, in the measurement of atmospheric pollution. Daily measurements of smoke concentration are taken at stations at the Public Health Department, Broadmeadows School and Friarswood House, and of sulphur dioxide concentrations at the Public Health Department and Broadmeadows School.

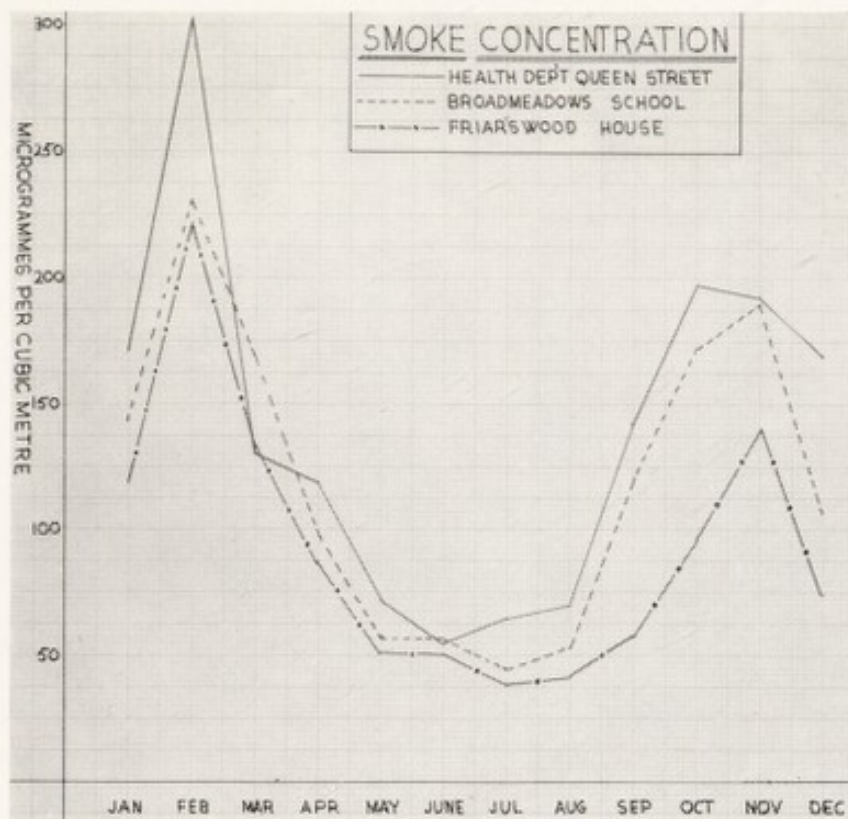
Smoke Abatement

Number of recorded observations made	70
Number of Notices served	—
Number of Notices complied with	—
Premises visited following observations	30

The following graphs (1 and 2) and tables (49 and 50) give the comparative figures of smoke and sulphur dioxide concentration in the Newcastle, Westlands and Chesterton areas.

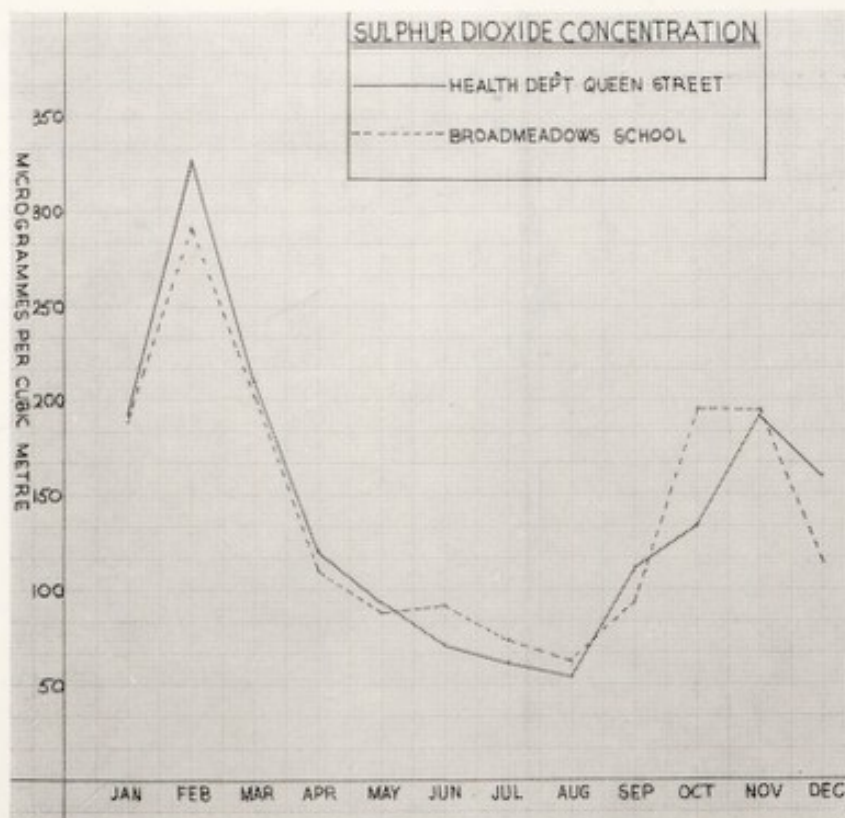
Graph 1.

ATMOSPHERIC POLLUTION
Smoke Concentration
 Average Daily Concentration (Microgrammes per cubic metre)



Graph 2.

ATMOSPHERIC POLLUTION
Sulphur Dioxide Concentration
 Microgrammes per cubic metre



SMOKE CONCENTRATION

Table 49. Average Daily Concentration (Microgrammes per cubic metre)

Month	Queen Street		Broadmeadows School		Friarswood House	
	Average Daily	Highest Daily	Average Daily	Highest Daily	Average Daily	Highest Daily
January ..	174.2	607	145.6	480	118.9	483
February ..	302.3	1407	228.6	1060	224.5	1019
March ..	132.9	615	173.1	637	137.2	728
April ..	119.0	343	99.8	306	84.2	260
May ..	72.2	184	57.8	178	50.6	159
June ..	55.5	212	56.2	191	50.1	288
July ..	63.2	191	43.8	135	38.3	149
August ..	68.0	266	53.9	215	41.7	194
September ..	142.9	556	116.8	391	58.1	420
October ..	198.6	476	173.9	552	96.9	472
November ..	187.0	828	186.5	607	141.6	676
December ..	165.0	712	107.1	472	74.2	448
1965 Average	140.1	533.1	118.7	435.3	93.1	441.3

1964 Average 142 117 102

1963 Average 150 143 116

Table 50. Sulphur Dioxide Concentration (Microgrammes per cubic metre)

Month	Queen Street		Broadmeadows School	
	Average Daily	Highest Daily	Average Daily	Highest Daily
January	185.5	589	184.5	538
February	330.8	961	289.0	1669
March	215.4	1015	200.9	603
April	122.4	351	117.5	344
May	96.6	252	84.3	235
June	74.4	236	86.6	244
July	64.8	164	70.1	342
August	63.2	174	65.2	205
September	116.8	391	89.8	230
October	134.6	417	195.1	395
November	186.5	607	192.3	691
December	160.5	678	124.2	625
1965 Average	145.9	486.2	141.6	510.9

1964 Average 140 131

1963 Average 156 167

Table 51. Smoke Deposited Matter

Month				Rainfall in inches		Total Solids in Tons per Square Mile	
Pitfield House				1964	1965	1964	1965
January	0.87	3.31	9.78	9.06
February	0.96	0.59	} 9.92	8.67
March	3.27	3.11		13.49
April	3.03	2.72		14.48
May	20.9	3.19	8.68	11.23
June	} 6.34	3.51	13.11	13.80
July		3.43	7.26	11.48
August	2.40	3.03	9.27	9.82
September	0.87	5.50	8.44	10.92
October	2.96	1.06	9.37	8.54
November	1.46	2.99	18.42	10.40
December	3.35	5.87	8.84	9.68
1965 Average			3.19		10.96

1964 Average		2.30	13.1
1963 Average		1.91	8.79
1962 Average		2.64	11.80
1961 Average		2.60	12.25
1960 Average		3.54	17.81
1959 Average		2.13	13.92
1958 Average		3.45	14.16

SANITARY INSPECTION OF THE AREA

There follows a record of inspections and the results under this heading as reported to me by the Chief Public Health Inspector:—

Table 52

Inspections made with respect to:	No. of Inspections	Nuisances or defects reported	Re-visits made re abatement	Nuisances or defects remedied
Public Health Acts—				
Housing.. ..	179	443	440	339
Other Nuisances	197	81	182	43
Water Supply	18	16	27	15
Overcrowding	18	1	9	1
Drains—Inspected	456	185	448	192
Tested	145	2	29	1
Sewers, Street Gullies, etc. . . .	226	58	125	55
Sanitary Accommodation	43	3	42	3
Ashes Accommodation	125	3	3	1
Accumulations	113	56	75	50
Swine, Fowl or other Animals	23	1	2	1
Rivers Pollutions Acts	35	3	5	1
Rats and Mice Infestations (Visits by Inspectors)	573	3	46	1
Houses let in Lodgings	26	1	10	2

Other visits:—

Infectious Diseases	458
Verminous Conditions	88
Disinfection	—
Schools, Public Buildings, Cinemas, etc. ..	99
Smoke Control Areas	1389
Miscellaneous Visits	2174
Interviews—owners and tradesmen	1903

Table 53. Notices Served and Complied With

	Notices Served		Notices Complied With	
	Prelim.	Statutory	Prelim.	Statutory
Public Health Acts—				
Housing Defects	112	19	108	23
Nuisances	41	5	37	4
Smoke Nuisance	1	—	2	—
Housing Acts	1	—	1	—
Factories Acts	11	—	8	—
Food and Drugs Act	99	—	69	—
Bye-Laws and Local Acts	3	—	1	—
Shops Acts	1	—	3	—
Prevention of Damage by Pests Acts, 1949	—	—	—	—
Milk and Dairies Act, 1950.. ..	—	—	—	—
Quarry Fencing Act	—	—	—	—
Offices, Shops and Railway Premises Act, 1963	164	—	84	—

INSPECTION OF FACTORIES

The following is a summary of the work carried out in the Borough in 1965 under the Factory Acts:—

(a) Inspections

Premises	Number on Register	Number of		
		Inspections	Written Notices	Occupiers Prosecuted
Factories in which Sections 1, 2, 3, 4 and 6 are to be enforced by the Local Authorities	27	51	2	—
Factories not included above in which Section 7 is enforced by the Local Authority	236	231	15	—
Other premises in which Section 7 is enforced by the Local Authority (excluding out-workers' premises) ..	39	40	—	—
Total	302	322	17	—

(b) Cases in which defects were found

	Number of cases in which defects were:—				No. of cases in which prosecutions were instituted
	Found	Re-medied	Referred to H.M. Inspector	by H.M. Inspector	
Want of cleanliness (S.1)	3	—	—	—	—
Overcrowding (S.2)	—	—	—	—	—
Unreasonable temperature (S.3)	—	—	—	—	—
Inadequate ventilation (S.4)	—	—	—	—	—
Ineffective drainage of floors (S.6)	—	—	—	—	—
Sanitary conveniences (S.7)—					
(a) Insufficient	—	—	—	—	—
(b) Unsuitable or defective	12	5	—	—	—
(c) Not separate for sexes	—	—	—	—	—
Other offences against the Act (not including offences relating to outwork)	—	—	—	—	—
Total	15	5	—	—	—

(c) Outworkers' premises

Business carried on	No. of Premises	No. of Visits
Making of Wearing Apparel	17	17
Umbrella repairs	1	1
Knitting	1	1
Total	19	19

HOUSING

Housing Census:—

(1) Total number of inhabited houses in the Borough—25,702.

(2) Number of new houses erected during the year:

(a) by Private Enterprise	..	247 houses	} 298
		15 flats	
(b) by Local Authority	..	33 houses	
		3 flats	

The principal work done under the Housing Act, 1957, in the Borough during 1965 can be summarised as follows:—

Inspection of Dwellinghouses during the year:—

(a) Total number of dwellinghouses inspected for housing defects (under Public Health or Housing Acts)	112
(b) Number of inspections made for the purpose	179
(c) Number of unfit houses made fit and houses in which defects were remedied	92

In addition, 16 individual unfit houses were dealt with as follows:—

Section 17, Housing Act, 1957—Demolition Orders	12
Closing Orders	4

A total of 331 visits were made to Clearance Areas. The following 3 areas were confirmed by the Minister:—

Area	No. of houses involved	No. of families	No. of persons
New Street (No. 2), Wolstanton, Area No. 165 (Compulsory Purchase Order)	12	12	37
New Street (No. 3), Wolstanton, Area No. 166 (Compulsory Purchase Order)	4	3	8
Harrison Street, Newcastle, Area No. 167 (Compulsory Purchase Order)	16	16	37

Overcrowding

The number of cases recorded as legally overcrowded at the end of the year was 5. Four new cases were brought to notice and one case was abated.

Housing (Financial Provisions) Act, 1958 as amended by the Housing Acts, 1961 and 1964

House Purchase and Housing Act, 1959

The Improvement Grant Scheme continues to operate at a steady rate and has produced a slightly increased number of applications during the year. These have been received, in the main, from owner-occupiers — the number received in respect of tenanted property being only approximately 10% of the total. This appears to be following the general pattern in other parts of the country and is indicative of owners' reluctance to provide full amenities for their tenants although financial aid is available.

Improvement Grants

176 applications for grant for improvements and conversions have been received, and in 160 cases it has been recommended that they are suitable for grant.

Amount of grant approved during the year on:—

102 Discretionary Grant applications	£22,874	15	7
73 Standard Grant applications	£5,926	0	0

Amount of grant paid during the year on:—

48 Discretionary Grant applications completed	£13,618	17	3
38 Standard Grant applications completed	£3,867	9	7

Of the 86 completed 82 were owner/occupied premises.

Certificates of Disrepair

Applications for Certificates of Disrepair

(1) Number of applications for certificates	2
(2) Number of decisions not to issue certificates	Nil
(3) Number of decisions to issue certificates—						
(a) in respect of some but not all defects	Nil
(b) in respect of all defects	2
(4) Number of undertakings given by landlords under paragraph 5 of the First Schedule	Nil
(5) Number of undertakings refused by Local Authority under proviso to paragraph 5 of the First Schedule	Nil
(6) Number of Certificates issued	2

Application for Cancellation of Certificates

(7) Application by landlords to Local Authority for cancellation of certificates	Nil
(8) Objections by tenants to cancellation of certificates	Nil
(9) Decisions by Local Authority to cancel in spite of tenants' objections	Nil
(10) Certificates cancelled by Local Authority	Nil

WATER SUPPLY

The following information on water supply was given to me by the Engineer and Manager of the Staffordshire Potteries Water Board:—

The water supplied by the Board to the Newcastle Borough area is derived from two sources, being deep wells and boreholes sunk in the New Red Sandstone. All the water is treated with chlorine, being chloramination at both sources.

During 1965, bacteriological examination on 107 samples were made, of which 43 were of untreated waters at the sources, and 64 of the chloraminated water going into supply. All were of the highest purity and one hundred per cent free from Faecal Coli organisms. 40 Chemical samples were analysed, showing moderate mineral and saline content, neutral reaction and an absence of metals. The water is also of moderate hardness; it is not softened, nor is it plumbo-solvent.

All the waters in supply were certified by the Board's Chemist as conforming to the highest standards of bacterial purity and organic quality, indicative of a water pure, wholesome and suitable for purposes of public and domestic supply.

The consumption of water for domestic purposes, unmetered trade and waste in the whole of the Board's area of supply for the year 1965 averaged 33½ gallons per head per day.

Further to the report of the Engineer and Manager of the Staffordshire Potteries Water Board, the Chief Public Health Inspector reports:—

“The whole of the area is served by a piped supply on the constant system through the Staffordshire Potteries Water Board, the Borough Council being a constituent authority of that Board. Three outlying houses and farm premises derive their water supply from wells and springs.”

Samples for bacteriological examination were taken with the following results:—

New School (storage tank)	Satisfactory
2 outlying houses not receiving a supply from public mains — 7 samples	<div style="display: inline-block; vertical-align: middle;"> <div style="display: inline-block; vertical-align: middle; font-size: 2em; line-height: 1;">{</div> <div style="display: inline-block; vertical-align: middle;"> 1 Satisfactory 2 Unsatisfactory 4 showing pollution to a lesser degree </div> </div>
Source of supply to above—	
2 houses (land spring) — 5 samples	All showing some evidence of pollution

Fluoridation of Water Supplies

The Minister of Health urged Local Authorities to consider the addition of fluoride to drinking water supplies which were found to be deficient in fluoride. He said that fluoridation was necessary in order to combat the amount of dental decay that existed in this country and to ensure that in future generations the whole community, adults as well as children, would benefit.

The subject was discussed on several occasions by the Borough Council, but eventually it was decided that no action should be taken, a decision which was in common with that reached by neighbouring Local Authorities in the North Staffordshire area.

DRAINAGE AND SEWERAGE

The greater part of the district is sewered, one portion on the combined system, the remainder having a separate system for surface water. Portions of the area as yet unsewered include (a) Audley Road (part) and Springwood, (b) High Lane and Black Bank and (c) Seabridge.

351 inspections regarding sewers, street gullies, etc., were made and 58 nuisances in connection with complaints were abated.

SWIMMING BATHS

During the year samples of water were taken from the four swimming baths in use in the Borough. The results were as follows:—

High School Bath	11 Bacteriological	10 Satisfactory 1 Unsatisfactory
High School Bath	17 Free Chlorine	12 Satisfactory 5 (slightly below standard)
King's Memorial Bath	11 Bacteriological	11 Satisfactory
King's Memorial Bath	11 Free Chlorine	9 Satisfactory 2 (slightly below standard)
Hempstalls C.P. School	13 Bacteriological	12 Satisfactory 1 Unsatisfactory
Hempstalls C.P. School	13 Free Chlorine	6 Satisfactory 7 (slightly below standard)
Blackfriars Special School	2 Bacteriological	2 Satisfactory
Blackfriars Special School	2 Free Chlorine	2 Satisfactory

OFFICES, SHOPS AND RAILWAY PREMISES ACT, 1963

The administration of this Act has proceeded well during the year. As the number of registered premises increased, together with the consequent increase in the number of inspections which had to be made, it was possible to assess the overall conditions existing in the various classes of premises in relation to the standards provided in the Act and in Regulations made thereunder.

The cleanliness of those parts of shops to which the public had access was generally satisfactory but there were instances where passages, staircases, storerooms, etc., had obviously been neglected. Offices, on the whole, were found to be reasonably clean.

The Act requires that lighting and ventilation shall be suitable but, as yet, no specific standards have been laid down. It is, however, anticipated that regulations will eventually be introduced to control these two items. In November, the Department was requested by the Ministry to take light readings in offices and shops inspected during that month and to forward the details to them. From this it would appear that regulations concerning lighting may not be too far distant.

Problems concerning the provision of adequate sanitary accommodation have arisen, particularly in shared premises, and re-arrangement of existing accommodation or the provision of additional conveniences has had to be requested. Some occupiers of smaller premises, where there were only one or two employees, objected to being required to incur expenditure by the installation of running hot water in order to provide adequate washing facilities. It was pointed out that this was a requirement of the Act and that, accordingly, no exception could be made in these cases.

Inspections revealed that facilities for taking meals varied from the screening of a portion of the shop to the provision of a proper staff room. Occupiers are not compelled to install facilities for the cooking of food and this had to be explained to staffs in some instances.

Several premises were found which had floors or floor coverings in such a condition as to be a potential source of danger. There were also instances of stairs without suitable handrails and open stair-wells not adequately protected.

The Act imposes the responsibility on the Local Authority of securing adequate guarding of dangerous machinery. In this Borough, premises containing such machinery are mainly those used in connection with the food trade. Generally speaking, bacon slicers, chopping and mincing machines, etc., were found to be adequately guarded. The machines which caused most concern were the gravity feed food slicers and it has taken several months for manufacturers to design suitable and approved guards. On initial inspection, very few premises were found to have the prescribed first-aid outfits, though many had some equipment of some sort.

Although there is no obligation on the part of a Local Authority to serve notices for contraventions of the Act, it has, nevertheless, been the policy of the Department to send such notices and, by the end of 1965, some 170 notices had been issued. Amongst items listed as requiring attention were those relating to cleanliness, the provision of satisfactory sanitary accommodation and washing facilities, the maintenance of prescribed temperatures, facilities for taking meals and for the hanging and drying of clothing, requirements concerning first aid equipment, fencing of dangerous machines, defects in lighting and ventilation and the condition of floors, passages and stairs.

Eleven accidents were notified during the year, none of which were either fatal or resulted from neglect on the part of the occupiers of the premises on which they occurred.

Table 54
Registrations and General Inspections

(1) Class of premises	(2) Number of premises registered during the year	(3) Total number of registered premises at end of year	(4) Number of registered Premises receiving a general inspection during the year
Offices	14	139	56
Retail shops	32	434	354
Wholesale shops, warehouses	2	15	6
Catering establishments open to the public, canteens ..	7	62	37
Fuel storage depots	—	1	—
Totals	55	651	453

Number of visits of all kinds by Inspectors to Registered Premises—1,212

Table 55

Analysis of Persons Employed in Registered Premises by Workplace

Class of workplace (1)	Number of persons employed (2)
Offices	946
Retail shops	2,104
Wholesale departments, warehouses	128
Catering establishments open to the public	533
Canteens	14
Fuel storage depots	14
Total	3,739
Total Males	1,663
Total Females	2,076

PREVENTION OF DAMAGE BY PESTS ACT, 1949
RODENT CONTROL

One full-time and two part-time operators are employed to undertake treatment on all Council and Private properties and to give advice generally following receipt of complaint. In addition, systematic treatment is carried out in connection with the 56 annual contracts with traders affecting factory and business premises.

During the year, 227 complaints of rats and 106 of mice were received.

Sewer maintenance treatments were carried out during June and October with an operating squad consisting of two rodent operators, two sewer men and the use of a van. A total of 809 sewer manholes were inspected and poisoned.

3,480 visits were made by the operators and the number of rats destroyed was:—

(a) Caught and Trapped	616
(b) Estimated by baits	1,126

The refuse disposal tips receive regular attention and give very little trouble.

The two methods of rat destruction employed are gassing and poisoning. The poisons and baits used are those approved by the Ministry of Agriculture, Fisheries and Food, which include oatmeal, sausage rusk, zinc phosphide, warfarin, arsenic, antu, tracking dust, cymag gas and fluoracetamide (sewers only).

The following is a copy of the table included in the annual return submitted to the Ministry of Agriculture, Fisheries and Food.

Table 56

	TYPE OF PROPERTY				(5) Agri- culture
	Non-Agricultural				
	(1) Local Authority	(2) Dwelling houses (including Council houses)	(3) All other (including business premises)	(4) Total of Cols. (1) (2) and (3)	
I. Number of properties in Local Authority's District	106	24,924	3,488	28,518	39
II. Number of properties inspected	215	920	79	1,214	7
III. Number of properties infested:					
(a) Rats	42	173	32	247	3
(b) Mice	29	62	22	113	—
IV. Number of infested properties treated by the Local Authority ..	71	235	54	360	—

The gross expenditure on rodent control during the year was £1,345 with an income from contracts of £214.

Vermin Infestation

In addition to the service for the destruction of rats and mice, the Department gives advice on methods of eradication of most known insects found in and about dwellings and other premises.

There was no complaint regarding infestation of foodstuffs by insects during the year.

PET ANIMAL ACT, 1951

Under the provision of this Act no person may keep a pet shop unless he and the premises are licensed by the Local Authority. The licence is renewable each year and among the points to be considered in granting a licence are the suitability of the accommodation, the arrangements for feeding the animals, and the precautions to be taken against the spread of infection.

There are at present seven licences in force within the Borough of Newcastle-under-Lyme.

CARAVAN SITES AND CONTROL OF DEVELOPMENT ACT, 1960

Work done under this Act during the year was reported to me by the Chief Public Health Inspector as follows:—

Tents, Vans and Sheds

Number of vans existing at the end of the year:—

(a) 1 Permanent Site	53
(b) 2 Other Sites	6

Number of vans, etc., in possession of owner/occupiers 32

Number of visits and inspections made 241

ERADICATION OF BED BUGS

Particulars of action taken is as follows:—

Table 57

COUNCIL HOUSES				PRIVATE HOUSES			
Inspections	Infested	Dis-Infested		Inspections	Infested	Dis-Infested	
		HCN	Other Insecticides			HCN	Other Insecticides
30	—	—	—	58	—	—	—

OFFENSIVE TRADES

Number recorded as being within the Borough	7
Fat Melter, etc.	6
Rag and Bone Dealers	1
Number of new offensive trades established	Nil
Number of inspections made	7
Nuisances or defects found	—
Nuisances or defects remedied	—

SANITARY ACCOMMODATION

The following is a summary of the various outdated types of sanitary convenience existing in the Borough at the end of the year:—

Number of houses served by waste water closets	45
Number of houses served by hand-flushed water closets	21
Number of houses and premises served by privies (31)	24
Number of houses and premises served by pail-closets (33)	32

Particulars of conversions made during the year:—

Privies converted to water closets	—
Pail closets converted to water closets	—
Waste water closets converted to flushed water closets	2
Hand-flushed closets provided with cisterns	4
Standard dustbins replaced or provided through the Local Authority (excluding new houses erected)	2,336

PUBLIC CLEANSING

The Public Cleansing Superintendent reports as follows:—

The Service operates from the Cleansing Department, Lower Street, Newcastle.
Phone No. 65599.

Staff

The staff employed in this service is as follows:—

Clerks — 3	Cleansing Foreman — 1
Refuse collection and salvage	Average 82
Refuse disposal	3
Street cleansing	24
Foreman Mechanic — 1	Mechanics (Vehicle Maintenance) — 2

Services

The following is a summary of the cleansing services performed during the year ending the 31st March, 1966.

(a) Refuse Collection:—

Number of houses and other premises receiving regular refuse collection service	27,809
Number of premises receiving special trade refuse collection service	872
Average number of ashbins cleansed per week	31,295
Number of separate Waste Food Bins in use	15
Average number of privies cleansed per week	31
Average number of pail closets cleansed per week	37
Number of cesspools cleansed during the year (excluding work undertaken outside the area)	87
Total refuse collected — Dry (estimated)	23,370 tons
Salvage (estimated)	545 tons
Wet (estimated)	210 tons
Weight collected per 1,000 population per day (Dry refuse and salvage)	16.8 tons

(b) Refuse Disposal:—

Total estimated refuse at Tips (excluding wet refuse or covering material)	23,790 tons
--	-------------

The refuse collected in the Borough is disposed of at disused marlholes at Crackley Bank, Chesterton.

(c) Street Cleansing:—

Mileage: Trunk Road (6.8 miles), County Roads (29.19),
District Roads (80.44 miles), Unadopted Roads (10.24 miles).

Total: 126.6 miles

Mileage of Streets cleansed: 116.43.

Frequency of Cleansing

(a) At least once daily	1%
(b) Three to five times weekly	3%
(c) Twice weekly	8%
(d) Once weekly	60%
(e) Less than once weekly	28%

Number of Street Gullies: 7,068.

Number of Gully Cleansings during the year: 22,541.

Cost of Public Cleansing Service

The following figures show the estimated total cost for all services, with salvage income shown separately.

Net Expenditure:—

Refuse Collection	£ 75,274
Refuse Disposal	£ 2,543
	<hr/>
	£ 77,817
Salvage Income	£ 4,754
Street Cleansing (all roads)	£ 17,246
Gully Cleansing	£ 2,774

PUBLIC CONVENIENCES

The following conveniences are maintained and supervised:—

Newcastle:—

Hassell Street	(Males and Females)
Pepper Street	(Males and Females)
Merrial Street	(Males and Females)
Liverpool Road Urinal	

Woistanton:—

High Street	(Males and Females)
Bradwell Lane	(Males and Females)
Jubilee Road Urinal	

Silverdale:—

Crown Street	(Males and Females)
--------------	---------------------

Knutton:—

Cross Road Urinal W.C.

Chesterton:—

Victoria Street	(Males)
Dragon Square	(Males and Females)

Net Cost of Services — £ 13,431