

[Report 1938] / Medical Officer of Health, Newburn U.D.C.

Contributors

Newburn (England). Urban District Council.

Publication/Creation

1938

Persistent URL

<https://wellcomecollection.org/works/tgvy72aq>

License and attribution


You have permission to make copies of this work under a Creative Commons, Attribution license.

This licence permits unrestricted use, distribution, and reproduction in any medium, provided the original author and source are credited. See the Legal Code for further information.

Image source should be attributed as specified in the full catalogue record. If no source is given the image should be attributed to Wellcome Collection.



Wellcome Collection
183 Euston Road
London NW1 2BE UK
T +44 (0)20 7611 8722
E library@wellcomecollection.org
<https://wellcomecollection.org>



NEWBURN
URBAN DISTRICT COUNCIL.

oooooooooooooooooooooooooooo

Annual Report

OF THE

Medical Officer of Health

AND

Chief Sanitary Inspector

FOR THE YEAR 1938.

oooooooooooooooooooooooooooo



NEWBURN
URBAN DISTRICT COUNCIL.

cccccccccccccccccccccccccccccccc

Annual Report

OF THE

Medical Officer of Health

AND


Chief Sanitary Inspector

FOR THE YEAR 1938.

cccccccccccccccccccccccccccccccc

Newcastle-upon-Tyne:
TYNE PRINTING WORKS, LIMITED,
82, Pilgrim Street.

—
1939.



Digitized by the Internet Archive
in 2018 with funding from
Wellcome Library

Newburn Urban District Council.

HEALTH COMMITTEE.

COUNCILLOR MARGARET ELIZABETH KERR, Chairman.

- „ JOHN CURLEY, Deputy Chairman.
 „ JOSEPH WILLIAM BAIN.
 „ RICHARD BROWELL, J.P.
 „ PERCY RIDLEY LOWDON.
 „ JAMES MITFORD.
 „ JOSEPH MORDUE TODD.
 „ DANIEL DAWSON (from 1st Nov.).

MATERNITY AND CHILD WELFARE COMMITTEE.

COUNCILLOR MARGARET ELIZABETH KERR, Chairman.

- „ RICHARD BROWELL, J.P., Deputy Chairman.
 „ JOSEPH WILLIAM BAIN.
 „ JOHN CURLEY.
 „ PERCY RIDLEY LOWDON.
 „ JAMES MITFORD.
 „ JOSEPH MORDUE TODD.
 „ DANIEL DAWSON (from 1st Nov.).

Members Co-opted under Public Health Act, 1936,
 Section 20I (4) :—

- MRS. J. H. BROWN.
 MRS. DOROTHY NELSON, J.P.
 MRS. J. REED.

STAFF OF THE PUBLIC HEALTH DEPARTMENT

Temporary Acting Medical Officer of Health		FRANCIS IRVINE, M.B., C.M.
Chief Sanitary Inspector ..		THOMAS W. WALTON, M.R. SAN. I., M.S.I.A. Certified Meat Inspector.
Additional Sanitary Inspector	..	JOHN TOPHAM, M.S.I.A. Certified Meat Inspector. (Resigned 6th August).
..	..	JOHN CORNEY, A.R. SAN. I., M.S.I.A. (Appointed 7th September).
Health Visitor and Welfare Superintendent	.	MISS R. E. STEAD, A.R. SAN. I. Member College of Nursing.
Assistant Health Visitor	.	MISS D. HEPPLER, S.R.N., S.C.M.
Clerk	MISS M. DUNN. (Resigned 27th September). MISS M. WATSON. (Appointed 17th October).

Newburn Urban District Council.

Medical Officer of Health's Report, 1938.

*To the Chairman and Members of the
Health Committee.*

MR. CHAIRMAN, MADAM AND GENTLEMEN,

I have to submit the Annual Report for the year 1938, on the work of the Health Department.

This is an ordinary Report, as defined in the Ministry of Health Circular 1728 dated 25th October, 1938.

NATURE AND SOCIAL CONDITIONS OF THE AREA.

(a) AREA.

4,649 acres.

(b) POPULATION.

The following figures shew the population at the dates specified.

1921 Census	18,447
1931 Census	19,130
1938 (Registrar Gen. Est).	19,370
Persons per acre 1938	4.17

(c) PHYSICAL CHARACTERISTICS AND GENERAL CHARACTER OF THE DISTRICT.

The Urban District is situate on the North bank of the River Tyne and is undulating in character varying from approximately sea level to between 400 and 500 feet above ordnance datum.

The district is bisected by the main Carlisle-Newcastle road, constructed on the site of the Roman Wall of Hadrian.

(d) NUMBER OF INHABITED HOUSES.

The number of inhabited houses in the area according to the rate book at 31st March, 1939, was 5,437.

(e) RATEABLE VALUE.

The rateable value of the district at the 31st March, 1939, year was £98,815 and the amount produced by a penny rate £379.

(f) SOCIAL CONDITIONS.

The district is chiefly industrial, the majority of the adult male population being connected with the mining and engineering industries. In addition a number are employed in brickmaking and at the glassworks.

I am indebted to the Manager of the local Employment Exchange for the following particulars relating to unemployment in the district:—

No. of persons unemployed at the end of December, 1938:

Men.	Young Men.	Boys.	Women.	Young Women.	Girls.
700	10	7	39	26	48
Total:—830.					
Number of Insurable Persons				5,550	
Per Cent. Unemployed				15%	

(g) VITAL STATISTICS.

Table I. shews the vital statistics of the district as compared with those of England and Wales, London, 126 great towns and 148 smaller towns.

Table II. shews a comparison of the vital statistics of the district for the past ten years.

(1) *Deaths.*

Table III. shews the causes of and ages at death of residents belonging to the district, as registered during 1938. The table is corrected for outward and inward transfers.

It will be seen that 224 deaths occurred, 125 were males and 99 females. This gives a crude death rate of 11.56 (as compared with 10.5 for 1937) and a standardised death rate of 13.29.

(2) *Births.*

The following figures show the particulars relating to births during the year and set out in the prescribed manner to comply with circular 1728.

		Total	M	F	
Live Births	Legitimate	320	158	162	} Birth rate per 1,000 of the estimated resident population 17.19
	Illegitimate	13	6	7	
Still Births	Legitimate	11	4	7	} Rate per 1,000 total (live & still) births 31.98
	Illegitimate	—	—	—	

(3) *Infant Mortality.*

Table 4 shews the causes of and ages at deaths of infants under one year during 1938.

19 Legitimate deaths gives an infantile mortality rate of 57.0 per 1,000 live births, compared with 46 for the year 1937.

The death rate of legitimate infants per 1,000 legitimate live births is 59.3 and the death rate of illegitimate infants per 1,000 illegitimate live births is nil.

(4) *Figures used for Statistics.*

Comparability Factor for standardised death rate, 1.15.

NEWBURN URBAN DISTRICT COUNCIL.

TABLE I.

Comparative Table of Life Statistics, 1938.

	England and Wales.	126 County Boroughs and Great Towns including London.	148 Smaller Towns (Resident Populations 25,000 to 50,000 at 1931 Census).	London Adminis- trative County.	Newburn.
Rates per 1,000 population.					
Births :—					
Live	15.1	15.0	15.4	13.4	17.9
Still	0.60	0.65	0.60	0.48	0.57
Deaths :—					
All Causes	11.6	11.7	11.0	11.4	11.56 Crude 13.29 St'nd.
Typhoid and Paratyphoid fevers }	0.00	0.00	0.00	0.00	0.00
Smallpox	0.00	—	0.00	—	0.00
Measles	0.04	0.05	0.03	0.06	0.10
Scarlet Fever. ..	0.01	0.01	0.01	0.01	0.00
Whooping Cough ..	0.03	0.03	0.02	0.03	0.05
Diphtheria	0.07	0.07	0.06	0.05	0.36
Influenza	0.11	0.10	0.11	0.06	0.20
Notifications :—					
Smallpox	0.00	0.00	0.00	—	0.00
Scarlet Fever ..	2.41	2.60	2.58	2.05	2.47
Diphtheria	1.58	1.85	1.53	1.90	2.89
Enteric Fever ..	0.03	0.03	0.04	0.05	0.00
Erysipelas	0.40	0.46	0.39	0.46	0.30
Pneumonia	1.10	1.28	0.98	0.98	2.58
Rates per 1,000 Live Births.					
Deaths under 1 year of age	53	57	51	57	57.0
Deaths from Diarrhoea and Enteritis under 2 years of age }	5.5	7.8	3.6	13.1	3.0
Maternal Mortality :—					
Puerperal Sepsis ..	0.89	} Not available		}	—
Others	2.19				3.0
Total	3.08				3.0
Rates per 1,000 Total Births (i.e. Live and Still).					
Maternal Mortality :—					
Puerperal Sepsis ..	0.86	} Not available		}	—
Others	2.11				2.9
Total	2.97				2.9
Notifications :—					
Puerperal fever }	14.42	18.08	12.51	}	3.53
Puerperal pyrexia }					15.46

NEWBURN URBAN DISTRICT COUNCIL.

TABLE II.

Vital Statistics of Whole District during 1938 and Nine previous years.

Year	Population estimated to middle of each year.	BIRTHS.			TOTAL DEATHS REGISTERED IN THE DISTRICT.			TRANSFERABLE DEATHS.			NETT DEATHS BELONGING TO THE DISTRICT.		
		Un-corrected Number.	Nett.		Number	Rate.	Of non-residents registered in the District.	Of residents registered in the District.	Under 1 yr. of age.		At all ages.		
			Number.	Rate.					Number.	Rate per 1,000 Births.			
1	2	3	4	5	6	7	8	9	10	11	12	13	
1929	20,340	290	317	15.58	186	9.14	12	49	22	69	223	10.96	
1930	20,340	329	345	16.91	174	8.55	9	50	20	57	215	10.57	
1931	†19,720	291	335	16.78	202	10.24	9	47	27	80	240	12.17	
1932	19,570	318	303	15.48	188	9.60	11	47	22	72	224	11.44	
1933	19,670	318	333	16.92	209	10.62	13	59	29	87	255	12.96	
1934	19,760	288	297	15.03	193	9.76	4	63	22	74	254	12.85	
1935	*19,120	340	342	17.69	146	7.55	3	55	24	70	198	10.24	
1936	19,250	307	312	16.20	176	9.14	3	44	18	57	217	11.27	
1937	19,270	334	305	15.83	159	8.25	5	48	14	46	202	10.46	
1938	19,370	321	333	17.19	165	8.52	9	70	19	57	224	11.56	

† Census Population, 19,539.

* Population for statistics, 19,328 (owing to alteration of boundary).

TABLE III.
Causes of, Ages at, and Distribution of Deaths during the Year 1938.

CAUSES OF DEATH.	SEX.		NETT DEATHS BELONGING TO DISTRICT AT SUBJOINED AGES.										WARD.			
	Male.	Female.	At all ages.	Under 1 year	1 and under 2	2 and under 5	5 and under 15	15 and under 25	25 and under 45	45 and under 65	65 and upwards	Westerhope.	Lemington.	Newburn.	Throckley.	
																Totals
Typhoid and Paratyphoid Fevers
Measles
Scarlet Fever
Whooping Cough
Diphtheria
Influenza
Encephalitis Lethargica..
Cerebro-Spinal Fever
Tuberculosis of the Respiratory System
Other Tuberculous Diseases
Syphilis
General Paralysis of the Insane Tabes
Dorsalis
Cancer Malignant Disease
Diabetes
Cerebral Hemorrhage, etc.
Heart Disease
Aneurysm
Other Circulatory Diseases
Bronchitis
Pneumonia (all forms)
Other Respiratory Diseases
Peptic Ulcer
Diarrhoea, etc. (under 2 years)
Appendicitis
Cirrhosis of Liver
Other Diseases of Liver etc.
Other Digestive Diseases
Acute and Chronic Nephritis
Puerperal Sepsis
Other Puerperal Causes
Congenital Debility and Malformation,
Premature Birth
Senility
Suicide
Other Violence
Other Defined Diseases..
Causes ill-defined or unknown..
Totals	125	99	224	19	6	7	9	8	21	61	93	39	64	74	47	

NEWBURN URBAN DISTRICT COUNCIL.

TABLE IV.

Infant Mortality, 1938.

CAUSE OF DEATH.	Under 1 week		1-2 weeks	2-3 weeks	3-4 weeks	Total under 4 weeks	1-3 months	3-6 months	6-9 months	9-12 months	Total Deaths under 1 year
	Certified	Uncertified									
All Classes	8	..	1	9	4	1	3	2	19
Measles	1	1
Whooping Cough
Diphtheria	1	1
Influenza	1	..	1
Meningitis
Tubercular Meningitis	2	..	2
Abdominal Tuberculosis
Other Tuberculous Disease
Bronchitis	1	1
Pneumonia
Diarrhoea
Enteritis
Congenital Malformations	1	1
Premature Birth ..	4	..	1	5	5
Atrophy, Debility and Marasmus
Convulsions ..	1	1	1	2
Other Causes ..	3	3	2	5
Totals ..	8	..	1	9	4	1	3	2	19

Net Births in the Year { Legitimate .. 320
 Illegitimate .. 13

Infantile Death Rate (per 1,000 Births) .. 57

GENERAL PROVISION OF HEALTH SERVICES
IN THE AREA.

The information required under this heading was given in detail in the report for 1930, and with the exception of the re-organisation of the Maternity and Child Welfare Services, no material alterations have since been made.

(I) *Public Health Officers of the Local Authority.*

The following table shewing the various public health officers of the Council is again reprinted in accordance with circular 1728 of the Ministry of Health.

Office.	Officer.	Qualifications.	Whole or Part-Time.
Medical Officer of Health. Medical Officer, Child Welfare Centres.	Francis Irvine ..	M.B., C.M.	Part-Time.
Chief Sanitary Inspector. Housing Inspector. Meat and Foods Inspector.	Thomas W. Walton.	Sanitary Inspector's Certificate, Royal Sanitary Institute and Sanitary Inspectors' Examination Joint Board. Meat Inspector's Certificate, Royal Sanitary Institute. Sanitary Science as Applied to Buildings and Public Works Certificate, Royal Sanitary Institute. Diploma in General Hygiene (honours), Institute of Hygiene. Certificates: Building Construction, Builders Quantities, etc. Certified L.A.G.C. Instructor—Air Raid Precautions.	Whole Time.
Additional Sanitary Inspector.	John Corney (appointed 7th September).	Sanitary Inspector's Certificate. Royal Sanitary Institute and Sanitary Inspector's Examination Joint Board.	Whole Time.

[Continued.]

(1) *Public Health Officers of the Local Authority.—Continued.*

Office.	Officer.	Qualifications.	Whole or Part-Time.
Additional Sanitary Inspector.	John Topham. (Resigned 6th August).	Sanitary Inspector's Certificate, Royal Sanitary Institute & Sanitary Inspectors' Examination Joint Board. Meat Inspector's Certificate, Royal Sanitary Institute. Certificate : Building Construction.	Whole Time.
Health Visitor.	Miss R. E. Stead.	Health Visitor's and School Nurse's Certificate, Royal Sanitary Institute. Massage Certificate. Obstetric Nursing Certificate.	Whole Time.
Assistant Health Visitor.	Miss D. Hepple.	Health Visitor's Certificate, Royal Sanitary Institute. Certified Midwife. State Reg. Nurse.	..
Dental Surgeon. Child Welfare Centres.	H. Davis, Esq.	L.D.S.	Part Time

DOCTORS IN ATTENDANCE AT MATERNITY AND CHILD WELFARE CENTRES.

DR. C. W. ELPHICK, *Throckley Centre* Dr. T. C. INNES, *Lemington Centre.*
 Dr. H. C. COXON, " Dr. F. IRVINE, "
 Dr. H. R. KENDAL, *Westerhope Centre.*
 Dr. G. B. PICTON, "

PANEL OF SPECIALISTS FOR MATERNITY CONSULTANT SERVICES.

Professor E. FARQUHAR MURRAY. Mr. WILLIAM HUNTER.
 Mr. H. HARVEY EVERS. Mr. FRANK STABLER.

SUN-RAY SPECIALIST.

DR. NORA LONG.

ANAESTHETIST—DR. J. HOPE-POOL.

(2) *Legislation in Force.*

The following adoptive legislation, etc., is in force in the district. The table has been amended in accordance with the records of the Council.

LEGISLATION.	DATE OF ADOPTION.
Infectious Diseases (Prevention) Act, 1890 ..	1st November, 1893.
Public Health Acts (Amendment) Act, 1890. Part 3.—Sections 28—31, 34 and 35, 37—43, 48 and 49 ..	1st September, 1893.
Private Street Works Act, 1892	1st February, 1895.
Public Health Acts (Amendment) Act, 1907. Part 2.—Sections 15, 16, 17, 22, 32 ..	} 1st April, 1909.
Part 4.—Sections 53 and 54	
Part 2.—Section 21	} 3rd April, 1922.
Part 6.—Sections 76 & 77	} 27th March, 1923.
Part 10.—Section 95	
Part 8.—Sections 87 to 90	} 5th September, 1922.
Public Health Act, 1925. Part 6—Section 56	By virtue of Part 6 P.H.A. (Amendment) Act, 1907 in force.
Part 2.—Sections 21 & 22	11th April, 1930.
Part 2.—Sections 13 to 19 & 23 to 35 ..	1st June, 1932.
Bye-Laws.	
Cleansing of Footways and Pavements ..	16th September, 1888.
Removal of House Refuse	do. do.
Cleansing of Earth Closets, Privies, Ashpits and Cesspools	do. do.
Common Lodging Houses	do. do.
Cemetery	1st May, 1906.
Pleasure Grounds	25th September, 1908.
Offensive Trades	5th August, 1923, and 2nd April, 1935.
New Streets and Buildings	2nd September, 1924.
Nuisances	20th August, 1928.
Slaughterhouses	12th October, 1928.

(3) *Laboratory Facilities.*

Laboratory facilities are provided at the Laboratory of the Northumberland County Council in High St., Newburn.

Ambulance Facilities.

The Council possess an up-to-date ambulance housed at the Fire Station.

During the year 1,519 cases were removed.

SANITARY CONDITION OF THE AREA.

This is dealt with in the Chief Sanitary Inspector's Report, which is given as an appendix to this Report.

HOUSING.

This is dealt with in the appendix.

INSPECTION AND SUPERVISION OF FOOD

This is dealt with in the appendix.

**PREVALENCE OF AND CONTROL OVER INFECTIOUS
DISEASES.**

(a) NOTIFIABLE DISEASES (OTHER THAN
TUBERCULOSIS) DURING 1938.

Table 5 shews the number of cases of infectious disease notified during the year 1938.

NEWBURN URBAN DISTRICT COUNCIL.

TABLE V.

Cases of Infectious Disease notified during the year 1938.

DISEASE.	NUMBER OF CASES NOTIFIED.													Total Cases Removed to Hospital.	No. of Deaths.		
	At all Ages.	AGE GROUPS.															
		Under 1 Year	1 to 2	2 to 3	3 to 4	4 to 5	5 to 10	10 to 15	15 to 20	20 to 35	35 to 45	45 to 65	65 and over.				
Smallpox
Enteric Fever
Scarlet Fever ..	48	1	3	2	5	20	13	3	1	46
Diphtheria ..	56	..	1	3	2	23	14	8	3	52
Erysipelas ..	6	1	1	1
Pneumonia ..	50	3	7	5	1	7	..	3	9	6	7
Encephalitis Lethargica.
Puerperal Fever
Puerperal Pyrexia ..	3	1	2	2
Ophthalmia Neonatorum	2	2
Dysentery
Cerebro Spinal Fever
TOTALS ..	165	7	3	11	10	8	51	27	15	16	7	8	2	102	22	..	

(b) BACTERIOLOGICAL EXAMINATIONS.

The local medical practitioners continue to avail themselves of the facilities afforded by the Northumberland County Council for the bacteriological examination of specimens from suspected cases of infectious disease.

The following statement shows the number of specimens submitted for examination during the year 1938, together with figures for the preceding four years.

Year.	Tuberculosis.		Diphtheria.		Enteric Fever.	
	Total.	Positive.	Total.	Positive.	Total.	Positive..
1934	101	25	65	13
1935	80	14	90	23	5	2
†1936	106	11	47	14	3	..
1937	86	19	30	10	12	1
1938	80	13	*315	40	1	..

† Also 1 Cerebro Spinal Fluid Negative.

* Includes 205 sent in by Medical Officer of which 4 were positive.

(c) TUBERCULOSIS.

(1) *Public Health (Tuberculosis) Regulations, 1930.*

During the year, 27 new cases have been notified, 14 pulmonary and 13 non-pulmonary cases.

The following statement shows the number of new cases notified for the five years 1934-1938.

Year.	Pulmonary.	Non-Pulmonary.	Total.
1934	32	20	52
1935	20	11	31
1936	16	4	20
1937	19	12	31
1938	14	13	27

The following table shows the age distribution of the 27 new cases and of the deaths of persons certified to be due to tuberculosis.

Age Periods.	New Cases.				Deaths.			
	Pulmonary.		Non-Pulmonary.		Pulmonary.		Non-Pulmonary.	
	Males.	Females.	Males.	Females.	Males.	Females.	Males.	Females.
0-1	1	1	1	1
1-5	1	..	1	1	..
5-15	1	3	2	2
15-25	2	..	2	2	2	1	..	1
25-35	2	2	..	1	1
35-45	1	..	1	..	1	..
45-55	1	1	2
55-65	..	1
65 & over	1
Totals	8	6	7	6	5	3	3	2

Of the 15 deaths registered during the year, 9 were of notified cases and 6 of non-notified cases.

Table 6 shows the localisation of the new cases notified.

The following statement shows particulars of cases of Tuberculosis as appearing in the T.B. Register and supplied to the County Medical Officer of Health each quarter in accordance with the Regulations.

It will be seen that there was a nett increase of 9 pulmonary and 9 non-pulmonary cases during the year.

The table shews that at the 31st December, 1938, there were, according to the records of the Department, 216 cases of pulmonary and 138 cases of non-pulmonary tuberculosis resident within the district.

The 11 cases removed from the Register during the year were for the following reasons:—

Cases Fatal	9
Patients Recovered
Cases Left District	2
Notification withdrawn
	—
	11

PARTICULARS OF TUBERCULOSIS REGISTER.

Date.		Pulmonary.			Non-Pulmonary			Total Pulmonary and Non-Pulmonary Cases.
		M.	F.	Total.	M.	F.	Total.	
31/12/37	Cases on Register ..	116	91	207	82	47	129	336
	New cases notified ..	3	2	5	2	2	4	9
	Un-notified & other cases added to Register	1	1	1
	Old cases removed ..	1	1	2	1	..	1	3
31/3/38	Cases remaining on Register ..	118	93	211	83	49	132	343
	New cases notified ..	3	1	4	4
	Un-notified & other cases added to Register
	Old cases removed	1	1	1
30/6/38	Cases remaining on Register ..	121	94	215	83	48	131	346
	New cases notified	2	2	3	2	5	7
	Un-notified & other cases added to Register	1	1	1
	Old cases removed ..	1	1	2	..	1	1	3
30/9/38	Cases remaining on Register ..	120	96	216	86	49	135	351
	New cases notified ..	2	1	3	2	2	4	7
	Un-notified & other cases added to Register
	Old cases removed ..	2	1	3	1	..	1	4
	Cases remaining on Register ..	120	96	216	87	51	138	354

NEWBURN URBAN DISTRICT COUNCIL.

TABLE VI.

PUBLIC HEALTH (TUBERCULOSIS) REGULATIONS, 1930.

Details of Primary Notifications received during the year, 1938

Quarter Ending.	PULMONARY CASES.				NON-PULMONARY CASES.							GRAND TOTAL.	PULMONARY CASES.					NON-PULMONARY CASES.									
	Lungs.	Cervical Glands.	Larynx.	TOTAL.	Meninges.	Abdomen.	Spine.	Neck.	Hip.	Mesenteric Glands.	TOTAL.		Newburn.	Lemington.	Throckley.	Westhope.	TOTAL.	Newburn.	Lemington.	Throckley.	Westhope.	TOTAL.					
31/3/38	5	.	.	5	.	1	1	1	1	.	1	3	2	.	.	5	3	2	.	.	5	3	2	.	.	5	
30/6/38	4	.	.	4	2	2	.	4	4	4
30/9/38	2	.	.	2	3	.	.	2	.	.	5	.	.	1	1	7	.	.	1	1	2	3	2	1	2	5	
31/12/38	3	.	.	3	.	1	.	1	1	1	4	3	.	.	.	7	3	.	.	.	3	3	3	.	.	3	
Totals	14	.	.	14	3	2	1	4	1	2	13	6	4	3	1	27	6	4	3	1	14	6	2	4	1	13	

(2) *Public Health (Prevention of Tuberculosis) Regulations, 1925.*

No action was necessary under these Regulations during the year.

(3) *Public Health Act, 1936 (Section 172).*

No action was necessary under this Section during the year.

(4) *Tuberculosis Scheme.*

The tuberculosis scheme is administered by the North-umberland County Council.

(5) *Diphtheria Immunisation.*

During the year only 223 school children were immunised bringing the total up to 1011 (this does not include the immunisation of children under 5 years of age).

(d) VACCINATION.

The Vaccination Officer, Mr. J. E. Cockburn has given me the following statement regarding vaccination for 1937.

Number of Births	280
Number vaccinated	82
Number exempted	166
Number Dead before being vaccinated	13
Number postponed	8
Number removed out of the district	7
Not accounted for	4

NEWBURN URBAN DISTRICT COUNCIL.

MR. CHAIRMAN, MADAM AND GENTLEMEN,

We beg to submit the following report upon the rise in the incidence of Diphtheria in the Newburn Area in the early part of 1938.

F. IRVINE,
MEDICAL OFFICER OF HEALTH.

T. W. WALTON,
CHIEF SANITARY INSPECTOR.

HEALTH DEPARTMENT,
COUNCIL OFFICES,
NEWBURN.
23rd March, 1938.

REPORT UPON THE CASES OF DIPHTHERIA,
JANUARY 1ST—MARCH 22ND, 1938.

During the month of January it became apparent that there was every possibility of an increase in the incidence of Diphtheria, and an endeavour was made to stimulate the demand for immunisation by means of posters, which were displayed in various parts of the district. Eleven notifications were received during the month of January, the patients residing in Throckley, Newburn and Lemington, their ages varying from 6 to 30 years and there was nothing in common to indicate the source of the outbreak.

In February, 24 cases were notified, the majority coming from Lemington. Whilst some of the patients suffered from a comparatively mild type of the illness, several were affected with a most severe type which unfortunately resulted in the deaths of two children from Throckley, three from Lemington and one from Bell's Close. In an endeavour to ensure early treatment of the illness, leaflets were distributed through the medium of the schools, urging parents to call in a Doctor at the first symptoms of a sore throat and the Doctors were informed of this procedure and reminded of the supply of anti-toxin available at all times.

Whilst the greatest number of cases were at Lemington there was nothing to indicate the source of the outbreak apart from the fact that 16 cases attended Newburn Hall School. Samples of the school milk were obtained and submitted to the Bacteriologist for examination for the Diphtheria Bacillus; the milk was found to be in no way connected with the outbreak. In an endeavour to trace carriers, swabs were taken from the throats of 155 children in the classes chiefly affected, and three carriers were found.

These children were sent home immediately and the children contacts in the homes kept from school.

In March, to date, 13 cases including the 4 Carriers found as a result of the swabbing of school children were notified. Swabs were taken from 50 more school children and the fourth carrier found.

It is interesting to note that of the 47 cases notified 9 have been immunised, but as the Schick Test is not carried out after the inoculation it is not fair to state that the immunisation was complete in these nine cases. A notable feature is the fact that none of these immunised cases proved fatal.

The outbreak has stimulated the demand for Diphtheria Immunisation, and since January 1st, 1938, 233 children have been immunised, making a total of 1,163 immunisations since the commencement of the scheme in March, 1936.

The attached Table shows details in tabular form of the cases.

F. IRVINE,

MEDICAL OFFICER OF HEALTH.

T. W. WALTON,

CHIEF SANITARY INSPECTOR.

23rd March, 1938.

Month.	Total.	Throck- ley.	Leming- ton.	New- burn.	Wester- hope.	Blu- cher.	Immun- ised.	Deaths.	School Children	Under School Age.	Over School Age.
Jan.	10	5	2	3	5	..	5
Feb.	24	4	17	..	1	2	5	6	19	4	1
Mar.	13*	2	10	1	4	..	11	1	1

* Including 4 Carriers, one of whom had been immunised.

MATERNITY AND CHILD WELFARE SERVICES.

REPORT UPON THE VARIOUS BRANCHES OF THE WORK.

(a) ANTE NATAL CLINIC.

During the year 239 women attended giving a percentage of 69.48 (live and still) births.

(b) POST NATAL CLINIC.

During the year one woman attended, giving a percentage of 0.29 (live and still) births.

(c) MATERNITY AND CHILD WELFARE CENTRES.

Table VII. shews the attendance at each Clinic.

The following statement shews the attendances of expectant mothers and infants at the Centres for the last five years.

TABLE VII.

Year.	Westerhope.			Lemington.			Throckley.			Total.		
	Under 1 year.	Others	Total	Under 1 year.	Others	Total	Under 1 year.	Others	Total	Under 1 year.	Others	Total
1934	638	491	1129	1677	1047	2724	1173	695	1868	3488	2233	5721
1935	922	761	1683	1883	1123	3006	2116	1219	3335	4921	3103	8024
1936	1091	747	1838	2016	1313	3329	3707	2563	6270	6814	4623	11437
1937	881	689	1570	1449	1293	2742	3278	2835	6113	5608	4817	10425
1938	972	732	1704	2040	1516	3556	3526	2808	6334	6538	5056	11594
Totals	4504	3420	7924	9065	6292	15357	13300	10120	23920	27339	19832	47201

In addition the following mothers attended for food or advice without their babies:—

Westerhope	228
Lemington	576
Throckley	843
			— 1647

The following consultations took place with the doctors at the Child Welfare Centres:—

Westerhope	294
Lemington	493
Throckley	606

(d) DENTAL TREATMENT.

The scheme of Dental Treatment continues its good work with steadily increasing numbers.

The Council's Dental Surgeon (H. Davis, Esq., L.D.S.) reports the following work done during the year 1938:—

Number of Patients attended Clinic	359
Number of Attendances	621
Extractions—Local Anæsthetic	568
„ —General Anæsthetic	1989
Fillings	68
General Anæsthetic Cases	180

(e) MATERNITY HOSPITAL TREATMENT.

During the year 31 Maternity cases were sent to the Princess Mary Maternity Hospital, Newcastle-upon-Tyne, of these 20 were emergency cases, the remainder being sent in by the Medical Officer of Health.

(f) MATERNITY CONSULTANT SERVICE.

The services of the Consultants were required upon 13 occasions. Operative assistance being provided in 6 instances.

(g) MATERNITY EMERGENCY SERVICES.

The Princess Mary Hospital Emergency unit was called out upon one occasion.

(h) ANÆSTHETIST SERVICE.

The services of an anæsthetist were required on two occasions.

(i) TREATMENT OF SICK AND AILING CHILDREN.

8 cases were sent to the Babies' Hospital, Newcastle-upon-Tyne, during the year.

(j) TONSILS, ADENOIDS, MASTOIDS, ETC.

During the year 15 cases were dealt with.

(k) ORTHOPÆDIC TREATMENT.

No cases were sent to the County Council Clinic during the year.

(l) SUN-RAY TREATMENT.

The following report has been received from Dr. N. Long, relative to her work carried out at the Clinic during the year 1938.

REPORT ON NEWBURN SUN-RAY CLINIC, 1937.

TO THE MEDICAL OFFICER OF HEALTH.

Sir,

I have pleasure in submitting my report on the Sun Ray Clinic at Throckley for the year ending 31st December, 1938. The total number of attendances was 2,363; the total number of treatments was 2,879, of these general irradiations numbered 2,024 and local irradiations 855.

The patients treated numbered 168: they were:—

- i. 59 children under 5 years of age of whom—
 - { 31 were boys.
 - { 28 girls.
- ii. 40 children between 5 and 14 years, of whom—
 - { 21 were boys.
 - { 19 girls.
- iii. 11 Men.
- iv. 58 Women.

The diseases treated were:—

- i. Children under 5 years suffering from:—
 - Rickets—22 patients.
 - Bronchitis—6 patients.
 - Cervical Adenitis—15 patients.
 - Debility and Nervousness—10 patients.
 - Skin Diseases—6 patients.

- ii. Children between 5 and 14 years attended for—
 Cervical Adenitis—15 patients.
 Debility (following operation)—10 patients.
 Debility and Nervousness—6 patients.
 Debility and Anæmia—4 patients.
 Naso-Pharyngeal Catarrh—1 patient.
- iii. Four men suffered from Rheumatism, 3 from Asthma, 2 from Cervical Adenitis, one from Hay Fever and one from Neurasthenia.
- iv. The women attending suffered from—

	<i>Cases</i>		<i>Cases</i>
Rheumatism ..	22	Acne ..	2
Debility ..	9	Neurasthenia	3
Skin Disease ..	5	Neuritis ..	2
Sciatica ..	4	Asthma ..	} 1
Cervical Adentis	4	Bronchitis..	
Alopecia ..	3	Keratitis ..	1
		Ulceration..	2

The results of irradiation have been most satisfactory improvement in general health has been remarkable in several patients in all groups. Some of the cases of Cervical Adentis have required prolonged patient treatment; the results fully justified the time spent in treating these patients.

Several women and one man suffering from Rheumatism expressed gratitude for the relief obtained after irradiation, but in many cases, either on account of constitutional disease, or because the rheumatism was too far advanced, no permanent benefit could be expected from irradiation.

One woman suffering from Asthma and Bronchitis reported that she "had never been so well in her life" as she had been after 12 general irradiations at the Clinic.

Yours truly,

NORA LONG, M.B., B.S.

NEWBURN URBAN DISTRICT COUNCIL.

TABLE VIII.

Particulars of Work carried out under the Notification of Births Act, 1907.

	Jan.	Feb.	Mar.	Apr.	May.	June.	July.	Aug.	Sept.	Oct.	Nov.	Dec.	Totals.
Number of Births notified	32	30	23	29	28	26	22	20	23	28	34	26	321
Number of Births not notified	1	1	2	1	4	1	2	12
Number of Births notified by Doctors, etc. ..	13	14	14	16	15	7	14	6	7	9	11	7	133
Number of Births notified by Midwives ..	19	16	9	12	14	19	8	14	16	19	23	19	188
Number of Stillborn	1	2	1	2	..	6
Number of first visits to Infants	32	23	48	20	22	29	20	20	28	22	31	35	336
Number of re-visits to Infants	65	85	79	86	59	47	72	103	109	71	42	80	898
Number of visits to Children 1—5 years ..	190	228	245	215	228	167	152	369	284	194	114	259	2646
Number of first visits to Expectant Mothers	4	5	3	6	5	..	2	6	4	2	4	41
Number of re-visits to Expectant Mothers ..	6	12	8	10	12	7	5	11	20	6	4	10	111
Casual visits of Health Visitors	26	32	24	44	47	24	23	28	30	29	27	20	354

(m) DIPHTHERIA IMMUNISATION.

105 children under the age of 5 years were immunised during the year, making a total of 243 immunisations to date of children under 5 years of age.

(n) BIRTH CONTROL.

During the year 8 cases were sent to the Women's Welfare Centre, Shieldfield Green, Newcastle-upon-Tyne.

(o) FREE MILK, ETC.

During the financial year ending 31st March, 1939, the value of the free milk distributed (cost price) was £308.

(p) SALE OF DRIED MILK AND BABY FOOD.

The sales of dried milk and baby food for the financial year ending 31st March, 1939, amounted to £647.

III.—NOTIFICATION OF BIRTHS ACT.

Table VIII. shews the number of notifications received and the visits paid by the Health Visitor under the above Act, during the year as compared with the number of births registered.

Number of Births Registered:—

		Males.	Females.	Total.
Legitimate	..	158	162	320
Illegitimate	..	6	7	13
		<hr/>	<hr/>	<hr/>
		164	169	333
		<hr/>	<hr/>	<hr/>

(q) HOME HELPS.

The services of a home help were required upon five occasions.

(4) *Maternal Mortality.*

Three cases of Puerperal Pyrexia were notified during the year, two patients being moved to hospital, The Patients recovered.

One maternal death occurred during the year (one from sepsis and two from other causes) giving a maternal mortality rate of 3.0.

(5) *Ophthalmia Neonatorum.*

Two cases of Ophthalmia Neonatorum were notified during the year, both being moved to hospital.

(6) *Children's Act, 1908. Part I.*


The administration of this portion of the above Act is undertaken by the Council. Two children were on the register at the close of the year.

The Council's Health Visitor, Miss Stead, visits all cases where infants are received for reward.

FRANCIS IRVINE,

MEDICAL OFFICER OF HEALTH.

July, 1939.



APPENDIX.

Newburn Urban District Council.

**Chief Sanitary Inspector's Report,
1938.**

TO DR. FRANCIS IRVINE, MB., C.M.

Sir,

I beg to submit to you my Annual Report for the year ending December 31st, 1938.

This is an ordinary report as defined by Circular 1728 of the Ministry of Health, dated 25th October, 1938.

SANITARY CIRCUMSTANCES OF THE DISTRICT.

(a) WATER SUPPLY.

The whole area is supplied with water from the mains of the Newcastle & Gateshead Water Company.

(b) RIVERS AND STREAMS.

These have been kept under observation during the year.

(c) DRAINAGE AND SEWERAGE.

The general character of the drainage is good with the exception of the older properties.

The whole of the sewage of the area discharges into the River Tyne.

(d) CLOSET ACCOMMODATION.

At the close of the year there were 5,880 water closets, 23 pail closets and 52 privies in use in the district.

(e) COLLECTION AND DISPOSAL OF HOUSE REFUSE.

The refuse collection and disposal is carried out by the Surveyor's Department.

(f) SANITARY INSPECTION OF DISTRICT

(1) *Number and Nature of Inspections.*

Premises.	Visits.
Housing Inspections under the Regulations of 1925	75
Visits under Overcrowding provisions, Housing Act, 1936	445
Visits and Re-visits under the Public Health Acts and Housing Acts ..	751
Shops and Food Stores.. .. .	84
Dairies, Cowsheds and Milkshops ..	140
Slaughterhouses	291
Tents and Vans, etc.	3
Offensive Trades	49
Factories and Workshops	37
Keeping of Animals	3
Refuse Receptacles	32
Offensive Accumulations	1
Smoke Nuisances	9

Visits <i>re</i> Infectious Disease	148
Visits <i>re</i> Disinfection	76
Visits <i>re</i> Verminous Premises	53
	<hr/> 277
Visits <i>re</i> Milk Samples	104
Visits <i>re</i> Water Samples	7
Visits <i>re</i> Shops Act	69
Visits <i>re</i> Tenancy of Council Houses..	243
Visits <i>re</i> Inspection of Council Houses	89
Miscellaneous Visits	565
	<hr/> 1077
Total ..	3274

(2) *Number of Notices served.*

To secure the abatement of nuisances and the removal of defects and conditions dangerous to health, the following action was taken in respect of 1302 defects:—

Informal Notices	67
Letters or Interviews	127

Statutory Notices.

Section 9, Housing Act, 1936
Section 45, Public Health Act, 1936
Section 46, Public Health Act, 1936
Section 43, Public Health Act, 1936
Section 44, Public Health Act, 1936
Section 47, Public Health Act, 1936
	<hr/>
Total ..	.

(3) *Record of Works Completed.*

The following statement shows details of the works carried out as a result of the action taken above:—

Complaints attended to	61
------------------------------	----

Drainage :—

Yard drains repaired	15
Choked gullies cleansed	12
New gullies provided	26
New drains laid	14
Gully grates provided	5
Inspection Chambers provided	1

Sanitary Conveniences :—

W.C. Pans refixed	2
W.C. Seats repaired	6
W.C. Pans renewed	3
W.C. Cone joints repaired	1
W.C. Cisterns repaired	6
W.C. Burst pipes repaired	2
W.C. Structures repaired	19
Artificial Lighting provided	4

Refuse Receptacles :—

Covered ashpits abolished	1
Ashbins renewed	24

Shops Act :—

Heating provided	2
--------------------------	---

Housing :—

Yard surfaces repaired	14
External Brickwork repaired	21
Ceilings repaired	63

Housing (contd.) :—

Plaster repaired	123
Roofs repaired	45
Internal woodwork repaired	7
Ovens repaired	21
Windows overhauled and repaired	75
Nuisances from dampness abated	26
Waste pipes repaired	33
Insanitary woodwork to sinks repaired.. .. .	5
Staircases and handrails repaired	19
Ventilated Foodstores provided	1
Eaves gutters repaired, cleansed and renewed	11
Rainwater pipes repaired	20
Fireplaces repaired	27
Floors repaired	25
Washing coppers repaired or renewed	9
Doors repaired or renewed	39
New scullery sinks provided	20
Scullery Sinks renewed	2
Burst Waterpipes and taps repaired	8
Dirty premises cleansed	5
Smoke nuisances remedied	16
Hearth repaired	1
Lavatory Basins repaired	2

Cowsheds, Dairies and Milkshops :—

Cowsheds cleansed and limewashed	28
Additional lighting provided	1

Bakehouses :—

Cleansed and limewashed	4
---------------------------------	---

Food Premises and Shops :—

Premises cleaned 1

Miscellaneous :—

Distributing toys from rag cart prevented 1

(g) PLACES OF PUBLIC ENTERTAINMENT.

In accordance with Circular 120 of the Ministry of Health, the four cinemas in the district have been periodically visited.

*(h) FACTORIES, WORKSHOPS AND WORKPLACES.**(1) Inspection of Factories, Workshops and Workplaces.*

Premises. (1)	Number of		
	Inspections. (2)	Written Notices. (3)	Occupiers prosecuted. (4)
Factories (including Factory Laundries) .	2	—	—
Workshops (including Workshop Laundries)	3	—	—
Workplaces (other than Outworkers' premises)	32	—	—
Total .	37	—	—

(2) Defects found in Factories, Workshops and Workplaces.

Particulars. (1)	Number of Defects.			Number of offences in respect to which Prosecutions were instituted. (5)
	Found. (2)	Remedied. (3)	Referred to H.M. Inspector of Factories. (4)	
Nuisances under the Public Health Acts :—				
Want of cleanliness	4	4	—	—
Want of ventilation	—	—	—	—
Overcrowding	—	—	—	—
Want of drainage to floors	—	—	—	—
Other nuisances	—	—	—	—
Sanitary Accommodation				
Insufficient, unsuitable or defective	8	8	—	—
Not separate for sexes	—	—	—	—
Offences under the Factory and Workshop Acts :—				
Illegal occupation of Underground Bakehouse (S. 101)	—	—	—	—
Other Offences :— (Excluding offences relating to outwork and offences under the Sections mentioned in the Schedule to the Ministry of Health (Factories and Workshops Transfer of Powers) Order, 1921)	—	—	—	—
Total	12	12	—	—

The following table gives the various numbers of occupations herein :—

Manufacturing Chemists	1
Cord Manufacturers	1
Bakers and Confectioners	10
Garages	8
Laundries	1
Tailors	1
Builders	1
Plumbers	2
Boot Repairers	7
Joiners and Cabinet Makers	6
Blacksmiths	2
Glass Makers	1
Brickworks	3
Spring Makers	1
					<hr/>
				Total ..	45

(i) RATS AND MICE (DESTRUCTION) ACT, 1919

Continual efforts have been made to deal with nuisances arising from rats, and informal action has taken place under the above Act.

The services of a Ratcatcher were again retained by the Council for the year, and his duties include the regular and periodical inspection of the refuse tips used by the Council, and other Council property. During the year 1164 rats have been killed. The tips were fairly free of rats at the end of the year.

(j) SMOKE ABATEMENT.

The Council is represented on the Northumberland and Durham Advisory Regional Smoke Abatement Committee.

Smoke observations are taken periodically.

Classes for Stokers were held at Rutherford College, Newcastle, during the year and the attention of the firms in the area was drawn to the course of lectures and demonstrations.

(k) OFFENSIVE TRADES.

The trade of tripe boiling as carried on at the several slaughterhouses is supervised in conjunction with the routine visits thereto, and is generally satisfactory. The trades are governed by Byelaws, and the trade of fish fryer and rag and bone dealer have been added to the statutory

list of offensive trades. There are in the district four tripe boilers and twelve fish fryers, all of whom conduct their business in a satisfactory manner and have been subject to periodical inspection.

HOUSING (Consolidated) REGULATIONS, 1925.

Tabular Statement as required by Article 31, for Year 1938.

Houses erected during the year :—

	With State assistance.	Unaided.	TOTAL.
(a) By Local Authority ..	86	..	86
(b) By other Bodies or Persons	..	101	101

(1) *Inspection of Dwelling Houses during the year :—*

(1) (a) Total number of dwelling houses inspected for housing defects (under Public Health or Housing Acts)	256
(b) Number of inspections made for the purpose	751
(2) (a) Number of dwelling houses (included under sub-head (1) above) which were inspected and recorded under the Housing Consolidated Regulations, 1925	75
(b) Number of inspections made for the purpose	225
(3) Number of dwelling houses found to be in a state so dangerous or injurious to health as to be unfit for human habitation	59
(4) Number of dwelling houses (exclusive of those referred to under the preceding sub-head) found not to be in all respects reasonably fit for human habitation	197

(2) *Remedy of Defects without Service of Formal Notices.*

Number of defective dwelling houses rendered fit in consequence of informal action by Local authority or its officers	90
---	----

(3) *Action under Statutory Powers :—*

(a) *Proceedings under Sections 9, 10, and 16 of the Housing Act, 1936 :—*

(1) Number of dwelling houses in respect of which " notices " were served requiring repairs ..	—
--	---

- (2) Number of dwelling houses which were rendered fit after service of formal notices :—
- | | |
|--|---|
| (a) By Owners | — |
| (b) By Local Authority in default of owners .. | — |
- (b) *Proceedings under Public Health Acts* :—
- (1) Number of dwelling houses in respect of which notices were served requiring defects to be remedied —
- (2) Number of dwelling houses in which defects were remedied after service of formal notices :—
- | | |
|---|---|
| (a) By Owners | — |
| (b) By Local Authority in default of owners | — |
- (c) *Proceedings under Sections 11 and 13 of Housing Act, 1936* :—
- (1) Number of dwelling houses in respect of which Demolition Orders were made .. —
- (2) Number of dwelling houses demolished in pursuance of Demolition Orders —
- (d) *Proceedings under Section 12 of the Housing Act, 1936* —
- (1) Number of separate tenements or underground rooms in respect of which Closing Orders were made —
- (2) Number of separate tenements or underground rooms in respect of which Closing Orders were determined, the tenement or room having been rendered fit —
- (4) *No. of Houses Permanently Discontinued as Dwellings and not included above* —

ERADICATION OF BED BUGS.

- (1) The number of
- | | |
|-----------------------------------|------------------------------------|
| (a) Council houses infested | 22 |
| (i.) Council houses disinfested . | 24 (adjoining houses disinfested). |
| (b) other houses infested | 22 |
| (i.) other houses disinfested .. | 19 |

(2) Methods employed for freeing infested houses from bed bugs.

(a) Council houses.

- (i.) Hydrogen Cyanide 14
(disinfestation by Contractors).
- (ii.) Sulphur candles 1
- (iii.) Sprayed with Zaldecide and
use of blow lamp .. 9
(disinfestation by Council workmen).

(b) Other houses.

- (i.) Sulphur candles supplied .. 13
- (ii.) Zaldecide supplied. 6
(disinfestation by owners or occupiers).

(3) The furniture and houses of prospective Council house tenants are examined by the Sanitary Inspector prior to the confirmation of the tenancy. The House Letting Committee has given the Sanitary Inspector full authority to refuse the tenancy if he considers the tenant to be unsatisfactory.

(4) Method of disinfestation.

(a) Contractor—Council houses.

- (i.) Hydrogen cyanide 14

(b) Council (workmen).

- (i.) Council houses 10

(c) Other houses.

- (i.) Work carried out by tenants or owners.

Housing Act, 1936—Part IV.—Overcrowding :—

- (a) (i) Number of dwellings over-
crowded at the end of the
year 127
- (ii.) Number of families dwelling
therein 129

- (iii.) Number of persons dwelling therein 838 (actual).
749 (under '35 Act Standard).
- (b) Number of new cases of overcrowding reported during the year 2
- (c) (i.) Number of cases of overcrowding relieved during the year 40
- (ii.) Number of persons concerned in such cases 234 (actual).
208½ (under '35 Act Standard).
- (d) Particulars of any cases in which dwelling houses have again become overcrowded after the Local Authority have taken steps for the abatement of overcrowding.
- (e) Any other particulars with respect to overcrowding conditions upon which the Medical Officer of Health may consider it desirable to report: It is extremely difficult to persuade persons occupying colliery houses rent free by virtue of their employment to take Council houses suitable in size for their requirements in accordance with the Standard laid down in the Act for re-housing overcrowded families.

5 YEAR CLEARANCE PROGRAMME.

The following table shews the 5 year provisional programme submitted to the Minister of Health in 1933, together with a statement shewing the position in March, 1939.

NEWBURN URBAN DISTRICT COUNCIL.

Copy of Provisional Programme, shewing position at March 31st, 1939.

CLEARANCE AREA.	No. of Houses to be demolished.	No. of Houses dealt with.	PRESENT POSITION.
1—High Row Area, Lemington ..	19	19	Clearance order confirmed, tenants re-housed, property demolished.
2—Carrs Row Area, Lemington ..	6	6	Do.
3—High Street Area, Newburn ..	3	3	Do.
4—Middle Row Area, Lemington ..	20	20	Dealt with as Middle Row Clearance Order—16 houses and Factory Row Clearance Order—3 houses and one individual unfit house. Orders made, confirmed, tenants rehoused and property demolished.
5—Pumping Engine Area, Scotswood ..	9	9	Clearance order confirmed, tenants rehoused, property demolished.
6—Syntax Square Area, Lemington ..	5	5	Do.
7—Carrs Cottage Area, Lemington ..	10	10	{ Dealt with as Carrs Cottages, No. 1 area—2 houses } Orders confirmed, tenants displaced, property demolished. Do. No. 2 area—3 houses } Do. No. 3 area—4 houses } and one individual unfit house—undertaking accepted house will not be used for human habitation.
8—High Square Area, Walbottle ..	10	10	Clearance Order made and confirmed.
9—Denton Square Area, Denton Burn ..	15	15	Area transferred to Newcastle in March, 1935.
10—Grove Bank Area, Walbottle ..	2	2	Houses converted into stable by owner.
11—The Winning Area, Newburn ..	9	9	{ Dealt with as Winning No. 1 area—2 houses } Orders confirmed, tenants displaced Do. No. 2 area—4 houses } and houses demolished.
IMPROVEMENT AREAS.			
Black Row, Denton ..	5	5	3 houses as individual unfit houses. Demolition orders made. Tenants displaced. Treated as Black Row Clearance Area—Order confirmed, tenants rehoused, property demolished.
High Row, North Walbottle ..	8	—	Procedure in hand. } Transferred to 5 year Programme, 1938—43 for clearance.
Low Row, North Walbottle ..	7	—	Do.
Millfield, Newburn ..	—	—	Results achieved without the formality of a scheme.
Dewley Mill, Throckley ..	4	7	Treated as a Clearance Area—7 houses, but order not made—Crown Property. —Dealt with as 7 individual unfit houses, to allow undertakings to be accepted that houses will not be used for human habitation, houses to be used for piggeries.
INDIVIDUAL UNFIT HOUSES (25) at the rate of 5 per annum.	25	31	5 houses transferred to Newcastle, March, 1935. 2 houses treated as High Street, Newburn Clearance Area. Order confirmed. 17 houses dealt with by Demolition Orders or put out of use for human habitation. 7 houses dealt with as Water Row Clearance Area.
	157	151	

NEWBURN URBAN DISTRICT COUNCIL.
Provisional 5 Year Clearance Programme, 1938-43.

CLEARANCE AREA.	No. of Houses to be demolished	No. of houses dealt with.	PRESENT POSITION.
1—Bank Top, Throckley	45	45	Crown Prop-erty. Area declared to be Bank Top Clearance Area No. 1 and Bank Top Clearance Area No. 2—awaiting confirmation by Ministry.
2—Black Row, West Denton	3	—	
3—North Walbottle	42	—	
4—Low Square, Walbottle	4	—	
5—Village Green, Walbottle	3	—	
6—Queen's Row, Walbottle	10	—	
7—School Bank, Walbottle	6	—	
8—High Street, Newburn No. 4	13	13	Clearance Order made—awaiting confirmation by Ministry.
9—Elm Street, Throckley	26	—	
10—Beech Street, Throckley	19	—	
11—Sycamore Street, Throckley	26	—	
12—Laurel Street, Throckley	20	—	
13—Maple Street, Throckley	26	—	
14—Ash Street, Throckley	8	—	
15—Mount Pleasant, Throckley	68	—	
16—Dewley, Throckley	11	—	
INDIVIDUAL UNFIT HOUSES (25) at the rate of 5 per annum	25	10	2 houses dealt with as Turnpike Side, Walbottle Clearance Area—order confirmed. 2 houses dealt with as Newburn Hall Farm Cottages—order confirmed. 6 houses dealt with as High Street No. 3 Clearance area—order confirmed.
	355	68	

HOUSING (RURAL WORKERS) ACT, 1926.

There were no applications for assistance under the Act during 1938.

INSPECTION AND SUPERVISION OF FOOD.

Further detailed particulars regarding the food supplies of the district will be found in later sections of the report.

(a) MILK SUPPLY.

(1) *Milk and Dairies Order, 1926.*

The following is a summary of the particulars as recorded in the Register at the 31st December, 1938.

Number of persons registered as cow-keepers	15
Number of premises registered as cow-sheds	24
Number of cows kept on registered premises (approx.)	300
Number of cowkeepers retailing milk ..	15
Number of persons registered as dairymen	23
Number of persons registered as retail purveyors	49
Number of cowkeepers outside district retailing in the area	5
Number of dairymen outside the district retailing in the area	6
Number of premises registered as dairies ..	26

(a) *Bacteriological Examination of Milk.*

The bacteriological examination of milk which was commenced in 1927 has been continued throughout the year. Four samples are taken annually from each supply and are examined for total bacterial and bacillus coli content, and two samples examined annually for the presence of tubercle bacilli. Additional check samples are taken as and when required.

The following statement shows the number of examinations carried out, viz. :—

	Local.	Outside District.
Number of samples collected ..	45	46
Samples examined by Methylene Blue Reduction Test	45	46
Samples examined for coliform bacilli	45	46
Samples examined for tubercle bacilli	22	21

(b) *Methylene Blue Reduction Test.*

To satisfy the prescribed Methylene Blue Reduction Test the sample must not decolourise Methylene Blue within $4\frac{1}{2}$ hours if the sample is taken at any time from the 1st May to the 31st October; or within $5\frac{1}{2}$ hours if the sample is taken at any time from the 1st November to the 30th April.

Of the 45 samples produced in the district 29 or 64% were satisfactory.

Of the 33 samples produced outside the district 18 or 54% were satisfactory.

The following table gives comparisons for the 2 years 1934 and 35 of sampling for total bacterial count; the year 1936 for total bacterial count or methylene blue examination; 1937 and last year for Methylene Blue examination.

Year.	Samples Taken.								Total Samples obtained.	% Total Satisfactory.
	Local Producers.				Producers outside Area.					
	Satisfactory.	Un-satisfactory.	Total.	% Satisfactory.	Satisfactory.	Un-satisfactory.	Total.	% Satisfactory.		
1934	73	5	78	93.6	22	6	28	78.0	106	89.6
1935	68	4	72	94.4	17	1	18	94.4	90	94.4
1936	37	10	47	78.7	13	13	26	50.0	73	68.5
1937	34	20	54	63.0	23	15	38	60.0	92	60.0
1938	29	16	45	64.4	18	15	33	54.5	78	60.3

(b) COLIFORM BACILLI.

The standard adopted is that the milk must not contain coliform bacillus in one-hundredth millilitre.

Of the 45 samples produced in the district, 35 or 87.5 per cent. were satisfactory.

Of the 33 samples produced outside the area, 23 or 69 per cent. were satisfactory.

To summarise, of 78 samples examined for coliform bacilli, 58 or 75% were satisfactory.

The following table gives comparisons for the last five years.

Year.	Samples Taken.								Total Samples obtained.	% of Total Satisfactory.
	Local Producers.				Producers outside Area.					
	Satisfactory.	Un-satisfactory.	Total.	% Satisfactory.	Satisfactory.	Un-satisfactory.	Total.	% Satisfactory.		
1934	64	14	78	82	17	11	28	60	106	76
1935	60	12	72	83	14	4	18	77	90	82
1936	27	10	37	73	10	6	16	62	53	70
1937	43	11	54	79	26	12	38	68	92	75
1938	35	10	45	77	23	10	33	70	78	74

(c) TUBERCLE BACILLI.

22 samples of milk produced in the district were examined of which none were positive. 21 samples of milk produced outside the area were examined and again none were positive.

Two inconclusive results were received owing to the death of the guinea pigs.

To summarise, of the 43 samples examined for the presence of tubercle bacilli, none gave positive results.

The following table gives the comparisons for the last five years :—

Year.	Samples Taken.								Total Samples obtained.	% of Total Positive.
	Local Producers.				Producers outside Area.					
	Negative.	Positive.	Total.	% Positive.	Negative.	Positive.	Total.	% Positive.		
1934	43	3	46	6.5	14	2	16	12.5	62	8.0
1935	37	4	41	9.7	10	1	11	9.1	52	9.6
1936	21	6	27	22.2	18	1	19	5.3	46	15.2
1937	28	5	33	15.0	21	3	24	12.5	57	14.0
1938	22	—	22	—	21	—	21	—	43	—

(d) SUMMARY.

In all, 91 portions of milk were obtained during the year for foregoing examination and of this total, 55 or 60% were satisfactory in every respect.

The following table shows comparisons of results of the examinations for the last five years of all the samples taken.

Year.	Samples Examined.								Total Satisfactory.	Total Unsatisfactory.	Total Examined.	% of Total Satisfactory.
	Local Producers.				Producers outside Area.							
	Satisfactory.	Un-satisfactory.	Total.	% Satisfactory.	Satisfactory.	Un-satisfactory.	Total.	% Satisfactory.				
1934	67	18	85	78.8	14	14	28	50.0	81	32	113	71.6
1935	60	12	72	83.3	13	5	18	72.4	73	17	90	81.1
1936	28	19	47	59.5	11	15	26	42.3	39	34	73	53.4
1937	27	27	54	50.0	20	18	38	78.0	47	45	92	51.0
1938	25	20	45	55.5	30	16	46	65.2	55	36	91	60.5

(3) Tuberculosis Order, 1925.

The information supplied by the County Council states that 1 animal in the Newburn Area has been slaughtered.

(4) Sterilized Milk.

8 samples of sterilized milk produced outside the area were obtained during the year. The plates of the 8 samples were sterile. *Bacillus Coli* was absent in .01 c.c.

2 samples were submitted for biological examination for T.B. Both were negative.

(5) Graded Milk.

TUBERCULIN TESTED.

3 samples were obtained and 2 conformed with the standard for Tuberculin Tested Milk.

3 samples were submitted for biological examination for Tubercle Bacilli and the results were negative.

ACCREDITED.

3 samples were obtained and 2 complied with the prescribed standard.

2 samples were submitted for biological examination for Tubercle Bacilli and the results were negative.

PASTEURISED :—

5 Samples of Pasteurised Milk were obtained and 4 conformed with the standard, viz. :—total bacterial count not to exceed 100,000 per c.c.

There is no *B. Coli* standard for Pasteurised Milk, but applying our local standard for satisfactory ordinary milk, all were satisfactory.

1 sample was submitted for the tubercle bacilli examination and was negative.

*(b) MEAT.**(1) Meat Inspection.*

The following summary shows the work done under the Public Health (Meat) Regulations, 1924, during the year, 1938.

CARCASSES INSPECTED AND CONDEMNED.

	Cattle exclud- ing Cows.	Cows.	Calves.	Sheep & Lambs.	Pigs.
Number killed (if known) ..	488	1	—	1538	316
Number inspected	488	1	—	1538	316
All diseases except Tuberculosis :—					
Whole carcasses condemned ..	—	—	—	—	—
Carcasses of which some part or organ was condemned ..	50	—	—	6	4
Percentage of the number in- spected affected with disease other than tuberculosis ..	10.2	—	—	2.5	1.26
Tuberculosis only :—					
Whole carcasses condemned ..	1	—	—	—	1
Carcasses of which some part or organ was condemned ..	52	—	—	—	18
Percentage of the number in- spected affected with tuber- culosis	10.8	—	—	—	6.00

Number of Notices received :—

(a) Slaughterhouses—

(a) Killing on definite days ..	5
(b) Occasional killing	30
	35

Number of Visits paid :—

(a) Slaughterhouses	294
(b) Butchers' Shops etc.	63
	357

Number of bovine carcasses examined ..	489
Number of sheep carcasses examined ..	1538
Number of pig carcasses examined ..	316
	2343

All animals slaughtered in the area were examined.

As a result of these inspections and examinations, 130 separate diseased or unsound conditions were discovered and the carcasses or organs dealt with. Details of the conditions are given below :—

Bovine Carcasses.

	Weight lbs.
52 Separate seizures affected with Tuberculosis . . .	1764
34 do. Cirrhosis . . .	305
13 do. Abscesses . . .	206
3 do. Flukes . . .	25
	2300

Sheep Carcasses.

1 Separate seizures affected with Abscesses .	2
3 do. do. Parasites .	2
2 do. Flukes . . .	2
	6

Pork Carcasses.

18 Separate seizures affected		with Tuberculosis	:	:	328
1	do.	Pleurisy	.	.	30
1	do.	Cirrhosis	.	.	3
1	do.	Necrosis	.	.	3
1	do.	Cysts	.	.	3
					— 367

Total weight of Meat dealt with . 2,673 lbs.

By comparison with the number of carcasses inspected the following table has been compiled showing the incidence of disease in the different food animals for the last five years.

Animals.	All Diseased Conditions.				Tuberculosis.			
	Slightly Affected.		Extensively Affected.		Slightly Affected.		Extensively Affected.	
	No.	%	No.	%	No.	%	No.	%
BOVINES—								
1934	95	18.41	—	—	50	9.69	—	—
1935	83	15.89	1	0.19	38	7.36	1	0.19
1936	85	14.60	—	—	55	10.70	—	—
1937	60	13.00	1	0.21	24	5.20	1	0.21
1938	100	20.45	2	0.45	50	10.22	2	0.45
SHEEP—								
1934	4	0.69	2	0.09	—	—	—	—
1935	18	0.19	1	0.07	—	—	—	—
1936	12	0.80	—	—	—	—	—	—
1937	8	0.68	1	0.07	—	—	—	—
1938	6	0.39	—	—	—	—	—	—
PIGS—								
1934	32	8.46	—	—	30	7.93	—	—
1935	23	5.37	2	0.47	17	3.97	2	0.47
1936	21	4.20	—	—	17	3.80	1	0.22
1937	28	7.10	—	—	24	6.00	—	—
1938	21	6.65	1	0.31	17	5.38	1	0.31

No chilled meat was condemned during the year. The butchers of the district are to be congratulated on the quality of their purchases as is evidenced by the small percentage of meat condemned. They are always willing to co-operate at all times with your officials.

(c) OTHER FOODS.

(2) *Stalls, Shops, Stores and Vehicles.*

The provisions of the Regulations have been complied with in a fairly satisfactory manner. Several infringements of the Regulations have been remedied as a result of informal action.

(3) Slaughterhouses.

There are in the district seven licensed slaughterhouses subject to annual licenses expiring on the 31st December of each year. Four of these have been in regular use throughout the year, and the other three have not been used during the year.

(d) SALE OF FOOD (ADULTERATION) ACT 1928.

This Act is administered by the Northumberland County Council.

PUBLIC HEALTH PROPAGANDA.

The scheme of Public Health Propaganda was continued throughout the year.

HEALTH WEEK.

A Health week was held from 9th to 14th January and the following is a brief report upon it:—

The activities during the Week were of an educational nature by means of film displays in the schools and the Maternity & Child Welfare Centres, and the distribution of literature.

In all, 15 displays were held, 10 of these were in the schools or in neighbouring halls. 2,190 Children attended the displays.

Three displays were held in the Maternity & Child Welfare Centres, and were attended by 265 mothers.

Two displays open to the Womens' Institute and the public were attended by 75 adults. The total attendance being 2,530.

It is very gratifying to be able to report that the displays have been highly successful, the Head Masters of the Schools the Children and the Mothers have expressed their appreci-

ation in a very decisive manner. It is very pleasing to note that the Inspector of the Domestic Science Classes for Northumberland attended one of the shows for the domestic science girls and was very favourable impressed by the display of films which she considered to be of great value.

Films were shewn during the week on subjects appropriate for the audience attending, and included propaganda film advocating :—Diphtheria Immunisation, The Value of Milk, Cleanliness, Recreative and Corrective Exercises for Toddlers, the feeding of babies and the care of the teeth.

I understand that this is the first attempt in the area to utilise the cinematograph for educational purposes in the schools.

Miss Foster of the National Milk Publicity Council very kindly addressed the audiences on 9 occasions.

T. W. WALTON,

Chief Sanitary Inspector.

July, 1939.

ADMINISTRATIVE COUNTY OF NORTHUMBERLAND.

NEWBURN URBAN DISTRICT COUNCIL.

Chief Sanitary Inspector's Annual Summary required by County Council,
Year ending 31st December, 1938.

CLASSIFICATION.	No. of Inspections during Year.	No. of Defects or Contraventions of Bye-laws.	No. Outstanding from Previous Year.	Total.	No. Remedied after Letter or Interview.	No. of Informal Notices served.	Defects Remedied there- after.	No. of Statutory Notices Served.	Defects Remedied there- after.	In Progress or being dealt with.	Legal Proceedings.	
Housing.	Structural Defects	613	291	902	384	67	259	259	..	
	Defective Food Store	4	54	93	30		9		..	54	..	
	Dampness	445	2	19	19	..	
	Overcrowding	7	3	5		1		..	4	..	
	Nuisances	314	
Conditions in homes of prospective tenants of Council Houses 243		
Vermineous premises	53		
Water Supply.	Insufficient	9	1	1	1	..	
	Unsatisfactory	6	1	4	..	
Drainage. (Including sink w.p. etc.)	Insufficient	158	27	177	119	..	24	34	..	
	Defective	
Sanitary Conveniences.	Insufficient	19	31	80	35	..	21	24	..	
	Defective	
Shops, Food Stores, etc.	Dairies, Cowsheds and Milkshops	155	10	15	6	9	..	
	Slaughter Houses	140	1	31	29	2	..	
	Tents, Vans, etc.	291	
	Offensive Trades	3	2	2	2	
	Workshops and Workplaces	49	12	..	12	12	
	Keeping of Animals	37	
	Insanitary Ashpits and Receptacles	4	21	21	48	15	..	16	..	17	..	
	Ashpits Improperly used	32	27	
	Offensive accumulations	1	..	1	1	
	Smoke Nuisances	1	9	
	Petrol Stores	
	Totals	2064	941	458	1399	639	67	331	429	..

