

**[Report 1943] / Medical Officer of Health, Milnrow U.D.C.**

**Contributors**

Milnrow (England). Urban District Council.

**Publication/Creation**

1943

**Persistent URL**

<https://wellcomecollection.org/works/u8emar86>

**License and attribution**

You have permission to make copies of this work under a Creative Commons, Attribution license.

This licence permits unrestricted use, distribution, and reproduction in any medium, provided the original author and source are credited. See the Legal Code for further information.

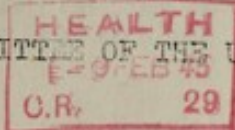
Image source should be attributed as specified in the full catalogue record. If no source is given the image should be attributed to Wellcome Collection.



Wellcome Collection  
183 Euston Road  
London NW1 2BE UK  
T +44 (0)20 7611 8722  
E [library@wellcomecollection.org](mailto:library@wellcomecollection.org)  
<https://wellcomecollection.org>

ANNUAL REPORT OF THE MEDICAL OFFICER OF HEALTH FOR THE  
YEAR, 1943.

TO THE HEALTH COMMITTEE OF THE URBAN DISTRICT COUNCIL OF MILNROW.



Gentlemen,

I have the honour of presenting my fifteenth Annual Report of the Health of the Urban District of Milnrow, and shall commence by placing before you the General Statistics from which this Report is formed.

Vital Statistics.

	<u>Total.</u>	<u>Male.</u>	<u>Female.</u>
Births in 1943.	116	56	60
Deaths in 1943.	108	62	46
Deaths of Infants under one year.	9	4	5
Still Births.	5	3	2

Rates per 1000 of Population.

	<u>Birth Rate.</u>	<u>Crude Death Rate.</u>	<u>Phthisis Death Rate.</u>	<u>Cancer Death Rate.</u>	<u>Rate of deaths under 1 year to 1000 births.</u>	<u>Maternal Mortality Rate per 1000 live and still births.</u>
1943	15.4	14.3	0.26	1.19	77	Nil
1942	14.3	11.7	0.29	1.30	54	Nil
Mean of five years (1938-1942)	13.6	13.8	0.29	1.93	45	5.28
Average (difference 1938-1942)	+1.8	+0.5	-0.03	-0.74	+32	-5.28
Previous year (difference)	+1.1	+2.6	-	-0.11	+23	Nil

Population.

The estimated population of 1943 is 7520 with an acreage of 5194 acres. The census of 1931 gave the total population as 8,623. This census showed the number of inhabited houses to be 2,574, and the number of families or separate occupiers 2,575.

The Rateable Value of the District is £48,746 and the sum represented by a Penny Rate £188.

The Population is industrial and is occupied mainly with cotton spinning, the engineering trade and the wool trade, none of which has any peculiar influence on the public health.



### Birth Rate.

In 1943 the live births belonging to this District was 116, males 56, females 60.

The birth rate for 1943 was	15.4
The birth rate for 1942 was	14.3
The increase in 1943 on the previous year was	1.1
The birth rate for England and Wales in 1943 was	16.5

### Death Rate.

In 1943 the deaths belonging to this District were 108, males 2, females 46.

The death rate for 1943 was	14.3
The death rate for 1942 was	11.7
The increase in 1943 on the previous year was	2.6
The death rate for England and Wales in 1943 was	12.1
In 1943 the registered births exceeded the deaths by	8
In 1942 the registered births exceeded the deaths by	20

During the year 52 people belonging to the District died outside it.

Birth Hill Hospital.	46
Marland Hospital.	1
Rochdale Infirmary.	1
York.	1
Blackpool.	1
Poulton-le-Fylde.	1
Fylde R.D.	1
	<hr/>
	52


The causes of death were:-

Cancer.	9
Influenza.	1
Pulmonary Tuberculosis.	3
Diphtheria.	1
Heart Diseases.	27
Bronchitis.	17
Pneumonia.	3
Intra-cranial vascular lesions.	10
Digestive Diseases.	2
Nephritis.	2
Other Circulatory Diseases.	6
Other Respiratory Diseases.	1
Appendicitis.	1
Congenital Debility, Marasmus, Premature Births, etc.	9
Death from Violence.	1
Cerebro Spinal Fever.	1
Other Defined Diseases.	14
	<hr/>
Total	108

### Infantile Mortality.

During 1943 there were nine deaths of Infants under one year, the causes of death being:-

Diarrhoea.	2
Broncho-pneumonia.	1
Syncope.	1
Prematurity.	2
Influenzal Meningitis.	1
Marasmus.	2
	<hr/>
Total	9



The Infantile Mortality Rate in 1943 was	77
The Infantile Mortality Rate in 1942 was	54
The increase in 1943 on the previous year was	23
The Maternal Mortality during 1943 was	Nil
The Maternal Mortality during 1942 was	Nil
The Infantile Mortality Rate for England and Wales was	49

Zymotic Diseases.

<u>Diseases.</u>	<u>Cases.</u>	<u>Hospital.</u>	<u>Deaths.</u>
Scarlet Fever.	54	53	0
Diphtheria.	4	4	1
Pneumonia.	9	0	3
Measles.	25	0	0
Whooping Cough.	26	0	0
Tuberculosis.	9	9	3

There were 127 cases with 7 deaths.

The epidemic death rate in 1943 was 0.53 per 1,000.  
 The epidemic death rate in 1942 was 1.17 per 1,000.  
 The death rate for Pulmonary T.B. in 1943 was 0.39.  
 The death rate for Pulmonary T.B. in 1942 was 0.65.  
 The death rate for Cancer in 1943 was 1.19  
 The death rate for Cancer in 1942 was 1.30.

There were 194 children immunised during the year  
 96 under 5 years and 98 over 5 years.

Housing Statistics for 1943.

Number of houses erected during the Year:-


	by other bodies or persons.	None.
(a)	With State assistance under Housing Acts.	None.
(b)	Number in course of erection under Council Scheme.	None.

I Inspection of Dwelling Houses during the year.

1a	Total number of dwelling houses inspected for housing defects (under Public Health or Housing Acts.	195
b	Number of inspections made for the purposes .	380
2a	Number of dwelling houses (included under Sub-head (1) (above) which were inspected and recorded under Housing Regulations 1925 & 1932.	21
b	Number of inspections made for the purpose.	52
3	Number of dwelling houses found to be in such a state so dangerous or injurious to health as to be unfit for human habitation.	None.
4	Number of dwelling-houses (exclusive of those referred to under the preceding sub-head) found not to be in all respects reasonably fit for human habitation.	80

II Remedy of Defects during the year without the Service of Formal Notices.

Number of defective dwelling houses rendered fit in consequence of informal action by the Local Authority or its Officers.	56
--	----



Digitized by the Internet Archive  
in 2018 with funding from  
Wellcome Library

<https://archive.org/details/b2980114x>

III Action under Statutory Powers during the year.

- a. Proceedings under sections 9, 10 and 16 of Housing Act, 1936.  
1. Number of dwelling houses in respect of which notices were served requiring repairs. None.

IV Housing Act, 1936 - Part IV - Overcrowding.

- a. (i) Number of dwellings overcrowded at the end of the Year. 6  
(ii) Number of families dwelling therein. 7  
(iii) Number of persons dwelling therein. 53
- b. Number of new cases of overcrowding reported during the year. None.
- c. (i) Number of cases of overcrowding relieved during the year. 1  
(ii) Number of persons concerned in such cases. 12

I am, Gentlemen,

Yours obediently,

O.R.I. LOVE, M.D., D.P.H.,

Medical Officer of Health.



To the Honorable Secretary of the Interior  
Washington, D. C.

Dear Sir:

I have the honor to acknowledge the receipt of your letter of the 10th inst. in relation to the proposed purchase of the land described in the enclosed copy of the report of the Surveyor General of the Territory of New Mexico.

The enclosed copy of the report of the Surveyor General of the Territory of New Mexico contains a full and complete description of the land proposed to be purchased, and also a statement of the reasons why it is believed that the purchase of the same would be for the benefit of the Territory.

I am, Sir, very respectfully,  
Your obedient servant,

Very truly yours,  
John W. Foster,  
Secretary of the Interior.

Enclosed for the Secretary of the Interior are two copies of the report of the Surveyor General of the Territory of New Mexico, one of which is for the Secretary of the Interior and the other for the Secretary of the War.

## ANNUAL REPORT OF THE SANITARY INSPECTOR FOR 1943.

To the Chairman and Members of the Health Committee of the Urban District Council of Milnrow.

Gentlemen,

I herewith present to you my Thirtieth Annual Report of the sanitary circumstances of the District. Owing to the exigences of war there is more delay in the repair of housing defects and to facilitate this work only severe cases of defects such as defective roofs, defective window frames and conditions causing dampness are receiving attention.

### PUBLIC HEALTH ACTS.

The number of houses inspected were 195, one hundred and twenty-seven were inspected owing to the occurrence of infectious disease; twenty-one were inspected under the Housing Regulations and forty-seven were ordinary inspections. Other inspections made are shown in Table "A" and nuisances abated in Table "B". There were three hundred and twenty-six informal notices and one statutory notice were issued. Five hundred and forty tins of meat, fish, etc., four and one-half pounds of rancid butter, eight pounds of decayed onions and seventeen bottles of salad creme, were condemned as unfit for human food and disposed of. It is usual for a Sanitary Inspector to give evidence in prosecutions that meat is unfit for human consumption, on the 4th August, 1943, I had to give evidence in a case of illicit slaughtering that the beef in question was sound and fit for human consumption, fines to the value of £160 and costs were imposed. Twenty-two pigs were killed and inspected at the farms and found to be fit for human consumption. A caravan dweller was prosecuted for occupying a caravan without proper sanitary conveniences and an Order was made for it to cease being used as a dwelling, and he had to pay the costs of the prosecution.

### DAIRIES, COWSHEDS AND MILKSHOPS.

There were three hundred and seventy visits paid to the farms. There are eighty-four dairy farms. Fourteen samples of milk were taken for examination for Tubercle Bacilli, all were mixed samples from a total of two hundred and eighty-five cows. All the samples were negative. Notice had to be served on one farmer for keeping a pig in the shippin where milk beasts were and another had to be served with a notice for dirty conditions of shippin and dairy. Twelve samples of milk were taken for quality by the County Sanitary Inspector and myself, one sample was found to contain added water, prosecution ensued and a fine was imposed. There are three supplies of Accredited milk in this District.

### FACTORIES AND WORKSHOPS.

One hundred and forty-six visits were paid to Bakehouses and sixty-eight visits were paid to Workshops and Factories. Four pail closets were converted to fresh water closets and a lavatory basin was fixed at the Harbour Lane Mill Co. Ltd. Twenty-three trough water closets with automatic flushing at the Ellenroad Ring Mill, Ltd. were converted to single water closets with independent flushing.

at the time of the ...

... of the ...

... of the ...

... of the ...

... of the ...

... of the ...

... of the ...

INFECTION AND DISINFECTION.

There were one hundred and twenty-seven cases of infectious disease notified during the year. There were fifty-four cases of Scarlet Fever and four cases of Diphtheria. The percentage of removals to the Isolation Hospital was as follows:-

Scarlet Fever.	88.8%
Diphtheria.	100.0%

Disinfection was carried out at sixty-seven houses with formaldehyde vapour.

SCAVENGING.

The sanitary conveniences at the end of the year were as follows:-

Fresh water closets.	2394
Waste water closets.	74
Pail closets.	242
Ashbins.	2090

The changes that occurred in the sanitary conveniences during the year were as follows:-

Pail closets converted into freshwater closets.	4
Additional freshwater closets.	3

I thank the Chairman and Members of the Health Committee for the support given to me in the discharge of the onerous duties that fall to the lot of a Sanitary Inspector.

I am, Gentlemen,

Yours faithfully,

TOM WARRINGTON, A.R.San.I.

Sanitary Inspector.  
Certified Meat Inspector.

Faint, illegible text, possibly bleed-through from the reverse side of the page.

Second section of faint, illegible text, continuing from the top of the page.

Third section of faint, illegible text, occupying the bottom half of the page.

1943.

TABLE "A".

Investigations for Infectious Disease (Notifiable).	129
Number of Houses inspected.	195
Re-inspections calls, etc.	260
Inspection of Bakehouses.	146
Inspections of Factories and Workshops.	68
Inspections of Cowhouses.	370
Inspections of Pig carcasses.	22
Drains inspected.	82
Miscellaneous.	75
	<hr/>
	1347
	<hr/>

TABLE "B".

Overcrowded houses.	3
Houses cleansed.	7
Closets cleansed.	26
Drains defective.	42
Drains re-constructed.	25
New drains.	16
Defective flushpipes joints to W.C. basins.	45
Leaking W.C. cisterns.	32
Defective sink waste pipes.	27
Inspection chambers built.	1
Trapped gullies fixed.	10
Flooded cellars.	8
Dilapidated closet pails renewed.	27
Dilapidated ashbins renewed.	109
Pail closets converted to fresh water closets.	4
Additional water closets provided.	3
Blocked water closets.	34
Blocked sink drains.	29
Outbuildings repaired.	21
Broken rain water pipes.	37
Defective eaves-gutters.	41
Defective roofs.	59
Defective W.C. roofs.	45
Miscellaneous.	55
	<hr/>
	706
	<hr/>

1872

1872

1872

1872