

[Report 1945] / Medical Officer of Health, Matlock U.D.C.

Contributors

Matlock (England). Urban District Council.

Publication/Creation

1945

Persistent URL

<https://wellcomecollection.org/works/q5u8vuar>

License and attribution

You have permission to make copies of this work under a Creative Commons, Attribution license.

This licence permits unrestricted use, distribution, and reproduction in any medium, provided the original author and source are credited. See the Legal Code for further information.

Image source should be attributed as specified in the full catalogue record. If no source is given the image should be attributed to Wellcome Collection.



Wellcome Collection
183 Euston Road
London NW1 2BE UK
T +44 (0)20 7611 8722
E library@wellcomecollection.org
<https://wellcomecollection.org>



URBAN DISTRICT OF MATLOCK.

A N N U A L R E P O R T.

- of the -

MEDICAL OFFICER OF HEALTH.

Sydney S. Proctor, M.D., D.P.H.

for the year

1945.

NO. 17

THE FLEXIBLE

WALL PAPER

URBAN DISTRICT OF MATLOCK.

Report of Medical Officer of Health, Sydney S. Proctor, M.D., D.P.H.


To the Chairman and Members of the
Matlock Urban District Council.

Mr. Chairman, Ladies and Gentlemen,

I present herewith my Annual Report as
Medical Officer of Health, on the sanitary circumstances and vital
statistics affecting the Urban District of Matlock for the year 1945.

STATISTICS & SOCIAL CONDITIONS
OF THE AREA.

AREA	16,598 acres.
Population as estimated mid-year 1945	16,610
Population, Census, 1931	16,596
Rateable Value (March 1945)	£118,111
Product of Penny Rate (ascertained)	£ 478 -19-4



URBAN DISTRICT OF MATLOCK.

Extracts from Vital Statistics for the Year

1945.

Births.

	Total.	Male.	Female.
Live Births.			
Legitimate.	247	141	106
Illegitimate	<u>21</u>	<u>12</u>	<u>9</u>
	<u>268</u>	<u>153</u>	<u>115</u>

Birth Rate per 1,000 of estimated population:- 16.1

	Total.	Male.	Female.
Stillbirths.			
Legitimate.	8	5	3
Illegitimate.	<u>1</u>	<u>1</u>	<u>-</u>
	<u>9</u>	<u>6</u>	<u>3</u>

Stillbirth Rate per 1,000 (live and stillbirth):- 32.5

Deaths.

Total.	Male.	Female.
200	109	91

Death Rate per 1,000 population:- 12.0

INFANT MORTALITY.

Deaths of Infants under 1 year.

Legitimate -----	7
Illegitimate -----	<u>1</u>
	<u>8</u>

Infant Mortality Rates.

All infants per 1,000 live births -----	29.9
Legitimate infants per 1,000 legitimate live births-----	28.3
Illegitimate infants per 1,000 illegitimate live births----	47.6

BIRTHS, DEATHS AND INFANT MORTALITY FOR SEVEN YEARS.

	1939	1940	1941	1942	1943	1944	1945
Birth Rate	15.85	14.22	14.92	15.94	17.51	19.9	16.1
Death Rate- all causes.	12.82	12.99	12.15	11.99	12.56	12.5	12.0
Deaths under 1 year- all causes per 1,000 live births.	41.5	28.0	54.94	47.44	30.3	44.6	29.9




TABLE SHOWING CERTAIN VITAL STATISTICS AS COMPARED WITH OTHER CENTRES
IN ENGLAND AND WALES.

	England and Wales	126 County Boroughs & Great Towns including London.	148 Smaller Towns Resident Population 25,000-50,000	London Adminis- trative County	Matlock Urban District
Live Birth Rate (per 1,000 population).	16.1	19.1	19.2	15.7	16.1
Death Rate (per 1,000 population).	11.4	13.5	12.3	13.8	12
Infant Mortality (Deaths under 1 year, per 1,000 live births).	46.0	54.0	43.0	53.0	29.9

The tables showing certain vital statistics call for no particular comment.

In common with other parts of the country there was a decline in the birth rate.

HOUSING.

The housing position has definitely deteriorated during the year, and any hopes of progress which one may have had are being discarded very rapidly under the persistent impact of governmental restrictions, shortage of materials and labour. The demand for accommodation is such that there is such a steady demand for property already condemned and in many instances in an unbelievable state of dis-repair. Meantime other houses are falling into the category of unfit dwellings because of the impossibility of securing labour and materials for repair.

As was expected the end of hostilities has left the legacy of countless instances of young married couples to share a house with "parents in law" or in lodgings. The resultant overcrowding is to be deplored, and the only remedy is a strong and persistent drive for new houses.

<u>TUBERCULOSIS.</u> <u>Age Period.</u>	<u>NEW CASES.</u>				<u>MORTALITY</u>			
	<u>Respiratory.</u>		<u>Non-Respiratory.</u>		<u>Respiratory</u>		<u>Non-Respiratory.</u>	
	M	F	M	F	M	F	M	F
0								
1			2	3				
5	3	3	2					
15								
25								
35		1						
45	2			1				
55								
65	3							
	8	4	4	4				

THE JOURNAL OF THE AMERICAN MEDICAL ASSOCIATION
PUBLISHED WEEKLY
CHICAGO, ILL., U.S.A.

Date		Place		Subject	
1917	Jan 1	Chicago	Ill.	General	1
1917	Jan 2	Chicago	Ill.	General	2
1917	Jan 3	Chicago	Ill.	General	3
1917	Jan 4	Chicago	Ill.	General	4
1917	Jan 5	Chicago	Ill.	General	5
1917	Jan 6	Chicago	Ill.	General	6
1917	Jan 7	Chicago	Ill.	General	7
1917	Jan 8	Chicago	Ill.	General	8
1917	Jan 9	Chicago	Ill.	General	9
1917	Jan 10	Chicago	Ill.	General	10
1917	Jan 11	Chicago	Ill.	General	11
1917	Jan 12	Chicago	Ill.	General	12
1917	Jan 13	Chicago	Ill.	General	13
1917	Jan 14	Chicago	Ill.	General	14
1917	Jan 15	Chicago	Ill.	General	15
1917	Jan 16	Chicago	Ill.	General	16
1917	Jan 17	Chicago	Ill.	General	17
1917	Jan 18	Chicago	Ill.	General	18
1917	Jan 19	Chicago	Ill.	General	19
1917	Jan 20	Chicago	Ill.	General	20
1917	Jan 21	Chicago	Ill.	General	21
1917	Jan 22	Chicago	Ill.	General	22
1917	Jan 23	Chicago	Ill.	General	23
1917	Jan 24	Chicago	Ill.	General	24
1917	Jan 25	Chicago	Ill.	General	25
1917	Jan 26	Chicago	Ill.	General	26
1917	Jan 27	Chicago	Ill.	General	27
1917	Jan 28	Chicago	Ill.	General	28
1917	Jan 29	Chicago	Ill.	General	29
1917	Jan 30	Chicago	Ill.	General	30
1917	Jan 31	Chicago	Ill.	General	31

THE JOURNAL OF THE AMERICAN MEDICAL ASSOCIATION
PUBLISHED WEEKLY
CHICAGO, ILL., U.S.A.

THE JOURNAL OF THE AMERICAN MEDICAL ASSOCIATION
PUBLISHED WEEKLY
CHICAGO, ILL., U.S.A.

Date		Place		Subject	
1917	Jan 1	Chicago	Ill.	General	1
1917	Jan 2	Chicago	Ill.	General	2
1917	Jan 3	Chicago	Ill.	General	3
1917	Jan 4	Chicago	Ill.	General	4
1917	Jan 5	Chicago	Ill.	General	5
1917	Jan 6	Chicago	Ill.	General	6
1917	Jan 7	Chicago	Ill.	General	7
1917	Jan 8	Chicago	Ill.	General	8
1917	Jan 9	Chicago	Ill.	General	9
1917	Jan 10	Chicago	Ill.	General	10
1917	Jan 11	Chicago	Ill.	General	11
1917	Jan 12	Chicago	Ill.	General	12
1917	Jan 13	Chicago	Ill.	General	13
1917	Jan 14	Chicago	Ill.	General	14
1917	Jan 15	Chicago	Ill.	General	15
1917	Jan 16	Chicago	Ill.	General	16
1917	Jan 17	Chicago	Ill.	General	17
1917	Jan 18	Chicago	Ill.	General	18
1917	Jan 19	Chicago	Ill.	General	19
1917	Jan 20	Chicago	Ill.	General	20
1917	Jan 21	Chicago	Ill.	General	21
1917	Jan 22	Chicago	Ill.	General	22
1917	Jan 23	Chicago	Ill.	General	23
1917	Jan 24	Chicago	Ill.	General	24
1917	Jan 25	Chicago	Ill.	General	25
1917	Jan 26	Chicago	Ill.	General	26
1917	Jan 27	Chicago	Ill.	General	27
1917	Jan 28	Chicago	Ill.	General	28
1917	Jan 29	Chicago	Ill.	General	29
1917	Jan 30	Chicago	Ill.	General	30
1917	Jan 31	Chicago	Ill.	General	31

MEAT INSPECTION UNDER THE CONTROL SCHEME.

CARCASES INSPECTED AND CONDEMNED.

Number Inspected.	Cattle 3,054	Calves 400	Sheep & Lambs. 5,579	Pigs. 143
<u>All diseases except Tuberculosis:-</u>				
Whole carcasses condemned	44	20	23	3
Carcasses of which some part or organ was condemned	641	3	36	2
Percentage of the number inspected affected with disease other than T.B.	22.45	17.41	1.05	
<u>Tuberculosis only:-</u>				
Whole carcasses condemned.	80	-	-	3
Carcasses of which some part or organ was condemned	864	-	-	1
Percentage of the number inspected affected with Tuberculosis.	30.9	Nil	Nil	


MALT INSPECTION

The tables show very clearly that the slaughter-houses have been used to their fullest extent. In spite of representation to the Ministry of Food no improvements have yet been carried out, nor does there appear to be any immediate hope of action. One realises that the present premises are temporary, and that this is a grave hindrance to extension and improvements, but a time limit should be set to such temporary expedients, and the Central Authority should give some indication of future policy in regard to the provision of public abattoirs.

Existing conditions are entirely unsatisfactory, and it is high time that the Ministry of Food give more support to the Meat Inspectors and more supervision by their own officials. Without such co-operation the task of the Meat Inspectors is indeed unenviable.

NUMBER OF CATTLE INSPECTED AND CONDEMNED DURING THE LAST SEVEN YEARS.

	1939	1940	1941	1942	1943	1944	1945
Number of cattle inspected	1,186	2,023	2,479	2,494	2,198	2,373	3,054
Percentage of the number inspected affected with diseases other than T.B.	3.7	20.46	12.54	11.46	15.5	22.9	22.45
Percentage of the number inspected affected with Tuberculosis	9.1	14.53	13.95	19.68	28.8	28.2	30.9



ANNUAL REPORT OF SANITARY INSPECTOR.

Matlock Sanitary District, 1945
January to June.

Name of Inspector - John D. Evans.

Area of District -16,598 acres. Estimated No. of houses -5,029
New Houses erected - (a) By Local Authority- Nil
(b) By Private Enterprise - Nil

Number of Inspections made by Sanitary Inspector.	Number of Notices Served. Informal	Legal	Number of Nuisances Abated with or without Notice.
---	---	-------	--

CLOSETS AND ASHPITS:-

Defective Privies, Pail Closets & Ashpits (not for conversion)	10	4	0	4
Conversion of Privies into W.C.'s	21	6	0	0
Conversion of Pail Closets into W.C.'s	30	0	0	0
Conversion of Privies into Pail Closets.	7	2	0	6
Defective Water Closets.	1	1	0	1
Provision Of Additional Water Closets.	0	0	0	0
Provision of Portable Ashbins.	17	17	0	17
Dirty Closets.	0	0	0	0

DRAINAGE


No disconnection of Waste Pipe.	0	0	0	0
Defective Waste Pipe, Traps, Inlets, and Drains.	9	9	0	9
Drains obstructed.	23	16	0	23

OTHER DEFECTS.

Paving of Courts and Yards.	0	0	0	0
Roofs, Eaves-spouts, & Down-spouts	0	0	0	0
Sinks.	0	0	0	0
Insufficient Ventilation.	0	0	0	0
Windows.	0	0	0	0
Dampness.	0	0	0	0
Water in Cellars.	0	0	0	0
Water supply.	0	0	0	0
Overcrowding.	0	0	0	0
Foul condition of Houses.	2	2	0	2
Offensive Accumulations.	1	1	0	1
Animals improperly kept.	1	1	0	1
Pig-sties.	0	0	0	0
Smoke Nuisances.	0	0	0	0
Urinals.	0	0	0	0
Nuisances not specified above.	0	0	0	0
Totals	122	59	0	64

Number on Register	Inspections made	Notices served.	Nuisances Abated with or without Notice.
--------------------------	---------------------	--------------------	---

Dairies, Cowsheds and Milkshops.	326	17	0	0
Bakehouses	23	12	0	0
Slaughter-houses.	19	0	0	0
Offensive Trades.	1	0	0	0
Common Lodging-Houses.	0	0	0	0
Signed. John D. Evans.	369	29	0	0



ANNUAL REPORT OF SANITARY INSPECTOR

Matlock Sanitary District, 1945
June to December.

Name of Inspector - C. R. Lill.

Area of District - 16,598 acres. Estimated No. of houses-5,029
New Houses erected 1945 - (a) By Local Authority - Nil.

(b) By Private Enterprise - Nil

Number of Inspections made by Sanitary Inspector.	Number of Notices Served. Informal	Number of Nuisances Abated with or without Legal Notice.
---	---	--

CLOSETS AND ASHPITS:-

Defective Privies, Pail Closets & Ashpits (not for conversion)	17	...	3	...	-	...	6
Conversion of Privies into W.C.'s	50	...	26	...	-	...	8
Conversion of Pail Closets into W.C.'s	11	...	5	...	-	...	2
Conversion of Privies into Pail Closets.	11	...	4	...	-	...	3
Defective Water Closets.	31	...	20	...	1	...	12
Provision of Additional Water Closets.	4	...	1	...	-	...	4
Provision of Portable Ashbins.	42	...	36	...	5	...	42
Dirty Closets.	3	...	3	...	-	...	1

DRAINAGE.

No disconnection of Waste Pipe.	4	...	3	...	-	...	1
Defective Waste Pipe, Traps, Inlets, and Drains.	31	...	17	...	-	...	16
Drains obstructed.	65	...	48	...	-	...	43

OTHER DEFECTS.


Paving of Courts and Yards.	22	...	16	...	1	...	7
Roofs, Eaves-spouts, & Down-spouts	20	...	16	...	-	...	8
Sinks.	12	...	5	...	-	...	2
Insufficient Ventilation.	3	...	3	...	-	...	3
Windows.	3	...	2	...	1	...	1
Dampness.	23	...	15	...	1	...	8
Water in cellars.	6	...	2	...	-	...	3
Water Supply.	6	...	-	...	1	...	3
Overcrowding.	2	...	1	...	1	...	-
Foul condition of Houses.	3	...	2	...	1	...	2
Offensive Accumulations.	-	...	-	...	-	...	-
Animals improperly kept.	7	...	3	...	-	...	-
Pigstys.	8	...	3	...	-	...	2
Smoke Nuisance.	-	...	-	...	-	...	-
Urinals.	-	...	-	...	-	...	-
Nuisances not specified above.	161	...	91	...	1	...	77
	<u>545</u>		<u>325</u>		<u>13</u>		<u>254</u>

Nuisances Abated

	Number on Register	Inspections Made	Notices served.	with or with- out Notice
Dairies, Cowsheds and Milkshops.	326	140	36	31
Bakehouses	23	13	6	5
Slaughter-houses.	19	-	-	-
Offensive Trades.	1	8	3	3
Common Lodging-houses.	0	0	0	0
	<u>369</u>	<u>161</u>	<u>45</u>	<u>39</u>

C. R. Lill.

Signed.....



CASES OF NOTIFIABLE DISEASES AT VARYING AGES DURING 1945

YEAR 1945

AGE GROUPS.


Matlock Urban.....District

DISEASE	Under one Year	1	2	3	4	5	10	15	20	35	45	60	TOTAL
Smallpox													
Scarlet Fever			1	3	3	21	10	6	1	5	1		50
Diphtheria				1	1	4	1	1	1	1			11
Enteric Fever (including Paratyphoid)													
Puerperal Pyrexia									12	1			13
Pneumonia	1				1	1				2	2		7
Other diseases generally notifiable. Specify:-		7	6	2	11	46	10	5	1	1	1		190
Measles	3	3	5		8	13		1					33
Erysipelas										1	1		2
Other diseases notifiable locally. Specify:-							2		4				6
Dysentery.													
Oph. Neon.	2												2

Date:.....

Signed

Medical Officer of Health.



MATLOCK URBAN DISTRICT.


MILK.

Ninety eight samples of milk were submitted for examination. Of these I would class sixty nine as satisfactory and twenty nine unsatisfactory from a cleanliness standpoint. However as there is no standard laid down for undesignated milk my classification may be open to criticism in certain quarters.

WATER.

During the year sixteen samples were submitted for bacteriological examination and six for chemical analysis. All public supplies were found to be satisfactory apart from plumbo-solvent action of untreated springs issuing from gritstone.

Investigation of Hill Carr Sough as a possible future source of supply showed persistent contamination and indicates that very full purification methods will have to be used, should this water ever be utilised for domestic purposes.



MATLOCK URBAN DISTRICT.

<u>CASES NOTIFIED DURING 1945.</u>		<u>INFECTIOUS DISEASES.</u>	<u>Noti- fied</u>	<u>NUMBER OF CASES removed to Hospital.</u>
Tuberculosis - Pulmonary.			...12.	..7...
Do. - Other Forms.			...9..
Smallpox:-				
No. vaccinated and re-vaccinated.				
No. vaccinated in infancy.				
No. unvaccinated.		
Scarlet Fever.			...50.	26
Diphtheria.			...11.	..11...
Enteric (Typhoid Fever).		
Puerperal Pyrexia.			...13.	..7...
Cerebro-spinal Fever.		
Erysipelas.			...2..	1
Ophthalmia Neonatorum.			...2..	..1...
Encephalitis Lethargica.		
Acute Polio-Myelitis		
Pneumonia.			...7..
Measles.		
Whooping Cough.		
Other diseases (specifying them):-				
Dysentery			...6..	..2...
		
Is Diphtheria Antitoxin supplied free of charge by Local Authority when necessary ?.			.Yes..	
Is artificial immunisation against Diphtheria carried out by the Local Authority.?			.Yes..	
If so, state prophylactics used.				A.P.T.

Signed...S. S. Proctor.....

Date.....

Medical Officer of Health.

