

**[Report 1957] / Medical Officer of Health, Marlborough Borough.**

**Contributors**

Marlborough (England). Borough Council.

**Publication/Creation**

1957

**Persistent URL**

<https://wellcomecollection.org/works/gs6xqrey>

**License and attribution**

You have permission to make copies of this work under a Creative Commons, Attribution license.

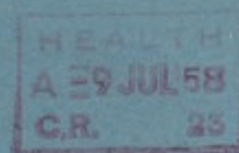
This licence permits unrestricted use, distribution, and reproduction in any medium, provided the original author and source are credited. See the Legal Code for further information.

Image source should be attributed as specified in the full catalogue record. If no source is given the image should be attributed to Wellcome Collection.



Wellcome Collection  
183 Euston Road  
London NW1 2BE UK  
T +44 (0)20 7611 8722  
E [library@wellcomecollection.org](mailto:library@wellcomecollection.org)  
<https://wellcomecollection.org>

*Libby*



BOROUGH OF MARLBOROUGH

---

ANNUAL REPORT

of the


MEDICAL OFFICER OF HEALTH

and of the

CHIEF PUBLIC HEALTH INSPECTOR

for the year

1957





BOROUGH OF MARLBOROUGH

---

ANNUAL REPORT

of the

MEDICAL OFFICER OF HEALTH

for the year

1957

---

TO THE MAYOR, ALDERMEN AND COUNCILLORS.

Ladies and Gentlemen,

I have the honour to submit the annual report on the public health of the Borough for the year 1957.

The population for the year as estimated by the Registrar General was 5530 as compared with 5480 in the previous year, and the excess (15) of births over deaths gives the natural increase rate of the population as 2.7 per 1000 as compared with 1.1 per 1000 population in 1956.

The births numbered 69 of which 34 were male and 35 female, and this figure represents a rate per 1000 population of 16.0 corrected for area comparability. The birth rate in 1956 was 14.8 per 1000 population. The birth rate for England and Wales in 1957 was 16.1 per 1000 population.

The death rate in the Borough based on 54 deaths (28 male and 26 female) during 1957 was 10.6 per 1000 population, corrected for comparability. The death rate in 1956 was 11.2 per 1000 population. The average number of deaths during the last ten years including 1957 was 50.3. The death rate for England and Wales in 1957 was 11.5 per 1000 total population.

There were 38 deaths or 70 per cent of the total (54) at 65 years of age and over, and 23 or 43 per cent of these were over 75 years of age. There was one death under one year old. The infant death rate is thus 14.5 per 1000 live births in the Borough during 1957. The Infant Mortality rate for England and Wales for the same period is 23.0 per 1000 live births. The average number of infant deaths under one year during the ten year period 1948-1957 was 1.8 and this number based on the mean number of 67.3 live births for the same period would give an infant death rate of 26.7 per 1000 live births for the Borough.

Among the deaths from special causes during 1957 there were 12 from coronary heart disease and 14 from other heart and circulatory diseases; cerebral haemorrhage accounted for 4 deaths, and cancer 6. There was one death from tuberculosis, there were 2 deaths from bronchitis, and one from influenza. There were 2 deaths from motor vehicle accidents, and 4 from suicide. There were no deaths from pneumonia, or accidents in the home.

THE HISTORY OF THE

OF THE

OF THE

OF THE

OF THE

OF THE

OF THE

OF THE

OF THE

OF THE

OF THE

OF THE

OF THE

OF THE

OF THE

OF THE

OF THE

OF THE

OF THE

OF THE

OF THE

Notifiable diseases during 1957 in the Borough numbered 131 including one notification of tuberculosis, measles accounted for 128 of the total notifications.

Incidence rates per 1000 population for notifiable diseases during 1957 in the Borough were: measles 23.1, and respiratory tuberculosis 0.2.

No notifications were received in respect of poliomyelitis during the year in the Borough.

Diphtheria immunization figures for 1957 give 55 primary inoculations under 15 years of age as having been completed during the year, 47 of which were under one year of age. The number of vaccinations under one year of age during 1957 was 56. The number of live births in the Borough was 69 in 1957.

In addition, 49 under one year of age were inoculated against whooping cough, and a very considerable number of children of all ages were inoculated against poliomyelitis in the Borough, in 1957, the relevant figures are included in the aggregate for the County and are not yet known for the various Districts.

Other relevant data are to be found in the body of the report which is followed by the report of the Chief Public Health Inspector.

It gives me great pleasure to record my appreciation of the assistance and co-operation I have received from the staff and my colleagues at all times.

I have the honour to be,

Ladies and Gentlemen,


Your obedient servant,

RODERICK MACKAY.

Medical Officer of Health.

5th May, 1958





Digitized by the Internet Archive  
in 2017 with funding from  
Wellcome Library

<https://archive.org/details/b29791376>

## STAFF

Medical Officer of Health	R. Mackay, M.D., D.P.H.
Chief Public Health Inspector	H.C. Yeoman, M.R.San.I., M.S.I.A.
Additional Public Health Inspector	R.J. Blandamer, Cert. S.I.B.

The Medical Officer of Health acts also in that capacity for the other three constituent authorities of the East Wilts Combined Districts, viz. Amesbury R.D., Pewsey R.D., and Marlborough and Ramsbury R.D., and is responsible for the public health duties imposed by statute upon his office, he holds, in addition, the appointment of assistant County Medical Officer and in this respect carries out, on behalf of the County Council, duties in connection with the welfare service for which it is mainly responsible.

The Public Health Inspector also holds the office of Borough Surveyor and together with his assistant carries out, within the Borough in consultation with the Medical Officer of Health, the statutory duties, which are placed upon the authority in general in connection with the public health.

The duties of the Public Health Inspector and the Medical Officer of Health are satisfactorily integrated.

Matters of Public Health are normally dealt with by the General Purposes Committee of the Borough Council, but there is a separate committee for housing, and one for waterworks and sewerage.



1901  
1902  
1903  
1904  
1905  
1906  
1907  
1908  
1909  
1910  
1911  
1912  
1913  
1914  
1915  
1916  
1917  
1918  
1919  
1920  
1921  
1922  
1923  
1924  
1925  
1926  
1927  
1928  
1929  
1930  
1931  
1932  
1933  
1934  
1935  
1936  
1937  
1938  
1939  
1940  
1941  
1942  
1943  
1944  
1945  
1946  
1947  
1948  
1949  
1950  
1951  
1952  
1953  
1954  
1955  
1956  
1957  
1958  
1959  
1960  
1961  
1962  
1963  
1964  
1965  
1966  
1967  
1968  
1969  
1970  
1971  
1972  
1973  
1974  
1975  
1976  
1977  
1978  
1979  
1980  
1981  
1982  
1983  
1984  
1985  
1986  
1987  
1988  
1989  
1990  
1991  
1992  
1993  
1994  
1995  
1996  
1997  
1998  
1999  
2000  
2001  
2002  
2003  
2004  
2005  
2006  
2007  
2008  
2009  
2010  
2011  
2012  
2013  
2014  
2015  
2016  
2017  
2018  
2019  
2020  
2021  
2022  
2023  
2024  
2025  
2026  
2027  
2028  
2029  
2030  
2031  
2032  
2033  
2034  
2035  
2036  
2037  
2038  
2039  
2040  
2041  
2042  
2043  
2044  
2045  
2046  
2047  
2048  
2049  
2050  
2051  
2052  
2053  
2054  
2055  
2056  
2057  
2058  
2059  
2060  
2061  
2062  
2063  
2064  
2065  
2066  
2067  
2068  
2069  
2070  
2071  
2072  
2073  
2074  
2075  
2076  
2077  
2078  
2079  
2080  
2081  
2082  
2083  
2084  
2085  
2086  
2087  
2088  
2089  
2090  
2091  
2092  
2093  
2094  
2095  
2096  
2097  
2098  
2099  
2100

# GENERAL STATISTICS

Area in acres	...	...	...	...	...	1496
Population in mid-1957 as estimated by the Registrar	General	...	...	...	...	5530
Number of inhabited houses	...	...	...	...	...	1632
Number of new houses erected in 1957:-	By Private Enterprise	...	...	...	...	13
	By Local Authority	...	...	...	...	9
Rateable value	...	...	...	...	...	£72128
Sum represented by a Penny rate	...	...	...	...	...	£319

# VITAL STATISTICS

	M.	F.	Total
Live Births	34	35	69
Legitimate	31	33	64
Illegitimate	3	2	5
Still Births	2	-	2
Legitimate	2	-	2
Illegitimate	-	-	-
Live Birth Rate			16.0
Live Birth Rate for England and Wales			16.1
Number of Deaths from all causes	28	26	54
Death Rate			10.6
Death Rate for England and Wales			11.5
Deaths of Infants under one year:-			
Total	1	-	1
Legitimate	1	-	1
Illegitimate	-	-	-
Infant Death Rate per 1000 live births			14.5
Infant Death Rate for England and Wales			23.0

## NOTE:

- (1) The number of births, still-births and deaths are those registered during 1957 after adjustment has been made for inward and outward transfers.
- (2) The infant mortality rate noted above is based on only one infant death: the mean rate for the last ten years is about 26.7 per 1000 live births.

## BIRTH RATE, INFANT DEATH RATE, TOTAL DEATH RATE, 1957

	Marlborough Borough	Administrative County	England and Wales
Birth Rate*	16.0	18.3	16.1
Death Rate*	10.6	9.7	11.5
Death Rate of Infants under one year (per 1000 live births)	14.5	22.9	23.0

\* Per 1000 population.





PRINCIPAL VITAL STATISTICS OF THE BOROUGH, 1948-57

Year	1948	1949	1950	1951	1952	1953	1954	1955	1956	1957
Population .....	5224	5397	5360	5421	5281	5327	5330	5430	5480	5530
Live Births .....	81 15.5	61 11.3	77 14.4	56 10.3	61 11.6	71 13.3	65 12.1	69 12.7	63 11.1	69 12.5
Still Births .....	2 24.0	0 0.0	1 12.8	0 0.0	0 0.0	3 40.5	0 0.0	2 23.2	3 45.4	2 28.0
Total Deaths .....	41 7.8	49 9.1	35 6.5	52 9.6	48 9.1	58 10.9	54 10.0	55 10.1	57 10.4	54 9.8
Infant Deaths .....	4 49.3	2 32.8	1 12.9	1 17.9	1 16.4	4 56.3	1 15.4	1 14.5	2 31.7	1 14.5
Tuberculosis Deaths .....	3 0.6	2 0.4	1 0.2	2 0.4	0 0.0	1 0.2	1 0.2	0 0.0	0 0.0	1 0.2
Cancer Deaths .....	3 0.6	6 1.1	7 1.3	8 1.5	3 1.5	9 1.7	8 1.5	11 2.0	11 2.0	6 1.1
Pneumonia Deaths .....	1 0.2	3 0.6	1 0.2	2 0.4	1 0.2	5 0.9	1 0.2	4 0.7	5 0.9	0 0.0

N.B. The corresponding rate is given underlined together with the figure on which it is based. With the exception of the infant death rate which is calculated per 1000 live births, and the still birth rate per 1000 total births, the rates given above are computed per 1000 of the population. The birth and death rates are not corrected in this table for area comparability.



## INFECTIOUS DISEASES

One hundred and thirty one notifications were received during 1957. Measles accounted for one hundred and twenty eight of these. There was one notification for respiratory tuberculosis. The month of highest incidence was June with sixty five notifications from measles, all of which occurred in the 5-10 year age group.

The cause of death (1) of infant under one year of age was bronchitis associated with mongolism.

## INFECTIVE HEPATITIS

An outbreak of infective hepatitis occurred during the year in the Borough. Some twenty cases were reported in Marlborough in January, and a further eighteen cases centred on Manton school, occurred in December. In March (1957) however, five cases were reported from Chilton Foliat school, some miles away from Marlborough. Despite exhaustive enquiries no common factor which could explain the outbreak was discovered between these three separate events. The illness is reported to have necessitated rest in bed, at least in the early stages. Preventive action was confined to a tightening up of hand washing precaution in the schools concerned in the outbreak.





# NOTIFICATIONS OF INFECTIOUS DISEASES, 1957

	Jan.	Feb.	Mar.	Apr.	May	June	July	Aug.	Sep.	Oct.	Nov.	Dec.	Total
Erysipelas .....	-	-	-	-	-	-	-	-	1	-	-	-	1
Measles .....	-	1	-	1	7	65	53	-	1	-	-	-	128
Pneumonia .....	-	1	-	-	-	-	-	-	-	-	-	-	1
Pulmonary tuberculosis .	-	-	-	-	-	-	-	-	-	1	-	-	1

Totals ..... 2 - 1 7 65 53 - 2 1 - - 131

## NOTIFIABLE DISEASES (OTHER THAN TUBERCULOSIS), 1957

Disease	Total	Age (years)											
		0-	1-	2-	3-	4-	5-	10-	15-	20-	35-	45-	65-
Erysipelas .....	1	-	-	-	-	-	-	-	-	-	-	-	1
Measles .....	128	1	12	12	11	24	66	2	-	-	-	-	-
Pneumonia .....	1	-	1	-	-	-	-	-	-	-	-	-	-
Totals .....	130	1	13	12	11	24	66	2	-	-	-	-	1





## IMMUNIZATION AND VACCINATION

These services are rendered by the County Medical Officer's department under Part III of the National Health Service Act, 1946.

Immunizations against diphtheria, whooping cough, and poliomyelitis are carried out at welfare clinics, and at special sessions under direct control of the County Medical Officer by the County medical staff, and by general practitioners who also perform all vaccinations against smallpox.

Of the 69 children born in the Borough during 1957; 47 (68 per cent) were immunized before one year of age.

There were in addition 61 re-inoculations against diphtheria below 15 years of age during 1957, and 55 primary inoculations for whooping cough, 49 of which were under one year old.

Primary immunizations against diphtheria carried out during the last ten years are as follows:-

Age Group (Years)	1948	'49	'50	'51	'52	'53	'54	'55	'56	'57	Total
Under 5	54	36	36	65	50	58	50	29	64	51	493
5-15	13	8	22	25	18	7	15	12	4	4	128
Total	67	44	58	90	68	65	65	41	68	55	621

Vaccinations against smallpox for 1957 in the Borough give a total of 56 primary vaccinations in the first year of life. There were 69 births in 1957. The number vaccinated primarily over the age of one year during 1957 was 3; there were 57 re-vaccinations.

Poliomyelitis inoculations begun in 1956 were continued during 1957.

## WATER SUPPLY

The water supply continues to be satisfactory both as to quantity and quality. It is chlorinated. Details of inspection are given in the accompanying report of the Chief Public Health Inspector.

## SEWERAGE

Improvements have not yet been put in hand in view of the restrictions on financial expenditure, and the main sewerage works continue to be overloaded.

## FOOD SUPERVISION

In general the standard of hygiene in connection with the sale of food was satisfactory throughout the year. Periodic visits are made in respect of food premises including dairies and meat shops. Milk sampling is at present carried out on a monthly basis for the statutory tests, and quarterly for biological investigation for bovine tuberculosis and abortus infection, both of which necessitate preventive action from time to time.



## CAUSES OF DEATH

REGISTRAR GENERAL'S RETURN, 1957

	M.	F.	Total
1 Tuberculosis, respiratory	1	-	1
2 Tuberculosis, other	-	-	-
3 Syphilitic disease	-	-	-
4 Diphtheria	-	-	-
5 Whooping cough	-	-	-
6 Meningococcal infections	-	-	-
7 Acute poliomyelitis	-	-	-
8 Measles	-	-	-
9 Other infective and parasitic diseases	-	-	-
10 Malignant neoplasm, stomach	1	-	1
11 " " lung-bronchus	-	1	1
12 " " breast	-	1	1
13 " " uterus	-	-	-
14 Other malignant and lymphatic neoplasms	1	2	3
15 Leukaemia, aleukaemia	-	-	-
16 Diabetes	-	-	-
17 Vascular lesions of nervous system	1	3	4
18 Coronary disease, angina	6	6	12
19 Hypertension with heart disease	1	1	2
20 Other heart disease	4	4	8
21 Other circulatory disease	1	3	4
22 Influenza	1	-	1
23 Pneumonia	-	-	-
24 Bronchitis	2	-	2
25 Other disease of respiratory system	-	-	-
26 Ulcer of stomach and duodenum	-	-	-
27 Gastritis, enteritis and diarrhoea	-	-	-
28 Nephritis and nephrosis	-	-	-
29 Hyperplasia of prostate	-	-	-
30 Pregnancy, childbirth, abortion	-	-	-
31 Congenital malformations	-	-	-
32 Other defined and ill-defined diseases	5	3	8
33 Motor vehicle accidents	2	-	2
34 All other accidents	-	-	-
35 Suicide	2	2	4
36 Homicide and operations of war	-	-	-

Total of all causes

28

26

54





B O R O U G H    O F    M A R L B O R O U G H .

---

A N N U A L    R E P O R T  
of the  
C H I E F   P U B L I C   H E A L T H   I N S P E C T O R  
for the year  
1957.

---

TO THE MAYOR, ALDERMEN AND COUNCILLORS.

Mr. Mayor, Ladies and Gentlemen,

I have the honour to submit my ninth Annual Report on the work carried out by this department. The Report is in accordance with the Ministry of Health's Circular 1/58 dated 13th January, 1958.

There have been no changes of staff during the year, and consequently the number of inspections is substantially higher than last year, the main increase being in Building Byelaw inspections. Much time has been spent on Housing with special reference to the Slum Clearance Programme.

In conclusion may I again thank the Medical Officer of Health for his assistance and guidance, and also the other members of my staff for their co-operation during the year.

I am, Ladies and Gentlemen,

Your obedient servant,

H. C. YEOMAN.

Chief Public Health Inspector.

Council Offices,  
1, The Green,  
Marlborough.

17 MAY 1958

REPORT OF THE BOARD OF HEALTH

ANNUAL REPORT

1907

FOR THE YEAR

1907

1907

TO THE BOARD OF HEALTH

AND THE PUBLIC

I have the honor to acknowledge the receipt of your report on the health of the city for the year 1907. The report is an excellent one and shows a marked improvement in the health of the city.

There have been no deaths from smallpox during the year and the number of deaths from other causes is substantially the same as last year. The water supply is pure and the sewage disposal system is in good working order.

In conclusion, I am glad to hear that the health of the city is improving and that the Board of Health is doing its duty.

I am, ladies and gentlemen,

Very respectfully,

H. B. FORD

Chief Public Health Inspector

Comptroller  
City of New York  
New York

### PUBLIC HEALTH INSPECTOR'S VISITS.

A total of 964 visits were made by the Public Health Inspectors during the year and these are summarized as follows:-

Water Supplies.	7
Drainage.	51
Moveable Dwellings.	4
Factories.	8
Refuse Disposal.	3
Rodent Control.	16
Petroleum Installations.	32
Housing.	67
Vermineous Premises.	6
Infectious Diseases.	43
Inspection of Meat and Other Foods.	42
Dairies.	60
Food Premises.	49
Improvement Grants.	45
Swimming Bath.	24
Shops.	2
Miscellaneous Sanitary Visits.	58
Building Byelaws.	445
	<hr/>
	964

### INSPECTION AND SUPERVISION OF FOOD.

Food and Drugs Acts. The following premises are registered under Section 16 of the Food and Drugs Act 1955.

Sale of Ice Cream	24
Manufacture of Ice Cream	Nil
Manufacture and sale of sausages and preserved meats	5
Fish and Chips	1

Food Premises. Following is a list of Food Premises within the Borough:

Bakehouses	5
Butchers Shops	5
Cafes and Restaurants	10
Grocers Shops	16
Greengrocers Shops	4
Fishmongers Shops	3
Licensed Premises	19
(9 of which hold catering licences).	

Condemned Food. During the year the following foodstuffs were condemned, their disposal taking place, by burial, at the Council's Refuse Tip.

Meat and Offal	192 lbs.
Tinned Meats	83 lbs.
Tinned Fruit	140 lbs.
Cheese	12 lbs.
	<hr/>
	427 lbs.



TABLE NO. 1 - IN THE STATE OF TEXAS

A total of 2,412 wells were drilled in the State during the year ending June 30, 1912, and are reported as follows:

Water	2,112
Oil	280
Gas	20
Other	10
Total	2,412

PERMITS AND SUBSIDIES IN 1912

The following permits and subsidies were granted during the year ending June 30, 1912:

Permits	1,200
Subsidies	1,212
Total	2,412

The following is a list of the wells which were drilled during the year ending June 30, 1912:

Wells	1,200
Subsidies	1,212
Total	2,412

The following is a list of the wells which were drilled during the year ending June 30, 1912:

Wells	1,200
Subsidies	1,212
Total	2,412

Meat Inspection. The following schedule, in accordance with the Ministry's requirements, refers to animals slaughtered at the only Licensed Slaughterhouse in the district, 13 New Road.

Carcases and Offal inspected and condemned in whole or in part

	Cattle excluding Cows	Cows	Calves	Sheep and Lambs	Pigs	Horses
Number killed			34	51		
Number inspected			34	51		
<u>All diseases except Tuberculosis and Cysticerci</u>						
Whole carcasses condemned.			1			
Carcases of which some part or organ was condemned.						
Percentage affected with disease other than tuberculosis or cysticerci.			2.9			
<u>Tuberculosis only.</u>						
Whole carcasses condemned.						
Carcases of which some part or organ was condemned.						
Percentage affected with Tuberculosis.						
<u>Cysticercosis.</u>						
Carcases of which some part or organ was condemned.						
Carcases submitted to treatment by refrigeration.						
Generalised and totally condemned.						

The following table is prepared from the  
 records of the Bureau of the Census, and is  
 intended to show the results of the census  
 taken in the District of Columbia, in the year 1900.

Table showing the results of the census taken in the District of Columbia, in the year 1900.

Name of the person as given in the census	Sex (Male or Female)	Age (in years)	Date of birth (Month, day, and year)
John A. Smith	Male	35	Jan. 1, 1865
Mary A. Smith	Female	32	Feb. 15, 1868
William B. Smith	Male	30	Mar. 10, 1870
Elizabeth C. Smith	Female	28	Apr. 5, 1872
Charles D. Smith	Male	25	May 20, 1875
Sarah E. Smith	Female	22	Jun. 10, 1878
James F. Smith	Male	20	Jul. 1, 1880
Anna G. Smith	Female	18	Aug. 15, 1882
Henry H. Smith	Male	15	Sep. 1, 1885
Mary I. Smith	Female	12	Oct. 1, 1888
John J. Smith	Male	10	Nov. 1, 1890
Elizabeth K. Smith	Female	8	Dec. 1, 1892
Charles L. Smith	Male	6	Jan. 1, 1895
Sarah M. Smith	Female	4	Feb. 1, 1897
James N. Smith	Male	2	Mar. 1, 1899
Anna O. Smith	Female	1	Apr. 1, 1900
Henry P. Smith	Male	0	May 1, 1900
Mary Q. Smith	Female	0	Jun. 1, 1900
John R. Smith	Male	0	Jul. 1, 1900
Elizabeth S. Smith	Female	0	Aug. 1, 1900
Charles T. Smith	Male	0	Sep. 1, 1900
Sarah U. Smith	Female	0	Oct. 1, 1900
James V. Smith	Male	0	Nov. 1, 1900
Anna W. Smith	Female	0	Dec. 1, 1900



### Slaughter of Animals Act 1933 - 1954.

5 persons now hold Licences to Slaughter Animals. A Captive Bolt Pistol (and ammunition), owned by the Council of Justice to Animals and Humane Slaughter Association, is kept in this office for occasional use by licensed slaughtermen.

Milk Regulations. There are 3 Dairies registered under the Milk and Dairies Regulations, 1949.

Under the Milk (Special Designations) Regulations 1949-1953 the following licences were issued:-

Dealers Licence to sell Pasteurized Milk	3
Dealers Licence to sell Tuberculin Tested Milk	2
Supplementary Licence to sell Tuberculin Tested, Pasteurized and Sterilized Milk	1

During the year 95 milk samples were taken, 61 Statutory and 34 Biological.

### FACTORIES.

A small number of inspections at Factories have been carried out, all in connection with Means of Escape in Case of Fire.

### MOVEABLE DWELLINGS.

The number of licensed caravans remains at 4, and all were satisfactorily maintained at the time of renewal. There are no licensed sites in the district.

### HOUSING.

Council Housing. The 9 traditional houses under construction in December, 1956, were completed during the year, and a contract for a further 12 Old People's Dwellings was commenced. By December, 1957, 4 of these were almost ready for occupation. No further projects are envisaged. This brings the total number of permanent houses built by the Council since the war to 210. The 20 temporary bungalows have now been purchased by the Council.

Public Health and Housing Acts. The position at the end of December concerning the Slum Clearance programme was as follows:-

Original List of Properties to be dealt with	37
Added to List during year	<u>4</u>
	41
	<hr/>



THE HISTORY OF THE

The history of the ... is a ... of ... and ...

The ... of ... is ...

The ... of ... is ...

The ... of ... is ...

The ... of ... is ...

The ... of ... is ...

THE HISTORY OF THE

The ... of ... is ...

THE HISTORY OF THE

The ... of ... is ...

THE HISTORY OF THE

The ... of ... is ...

The ... of ... is ...

The ... of ... is ...

The ... of ... is ...

The ... of ... is ...

Properties demolished	2
Properties empty and undertakings given not to re-let	7
Properties occupied, but undertakings given not to re-let	4
Demolition Orders in Force	2
Closing Orders in Force	1
Properties improved and taken off list	3
Properties converted to stores	<u>4</u>
	23
Properties inspected and action pending	<u>7</u>
	30
No action, to date	<u>11</u>
	41
	<u><u>      </u></u>

The statistics called for in Article 31 of the Housing Consolidated Regulations 1925 and 1932 are set out below:-

- |   |     |
|---|-----|
| (1) Number of houses which on inspection were considered to be unfit for human habitation.  | 6   |
| (2) Number of houses the defects in which were remedied in consequence of informal action by the Local Authority or their Officers.   | 5   |
| (3) Number of representations made to the Local Authority with a view to (a) the serving of notices requiring the execution of works or (b) the making of demolition or closing orders. | 3   |
| (4) The number of notices requiring the execution of works.   | 6   |
| (5) The number of houses which were rendered fit after service of formal notices.   | 5   |
| (6) The number of demolition or closing orders.   | Nil |
| (7) The number of houses in respect of which an undertaking was accepted under subsection (2) of section 19 of the Housing Act, 1930.   | 6   |
| (8) The number of houses demolished.  | Nil |

#### PUBLIC CLEANSING.

The weekly collection of refuse from all premises within the Borough has continued satisfactorily and the disposal at the Portfields tip has been equally satisfactory. Regular rodent control is practised at the Tip.





The salvage of waste paper and other materials has continued, the waste paper collections for the year being slightly below the previous year's total. In recent years the amounts collected have been:

1952	64 tons	9 cwt.
1953	59 "	5 "
1954	61 "	17 "
1955	77 "	10 "
1956	105 "	15 "
1957	98 "	1 "

#### PETROLEUM.

There were no new installations of Petroleum Storage Tanks during the year, the number of licensed premises remaining at 28. All were inspected during the year.

#### DRAINAGE AND SEWERAGE.

An extension to the sewerage system was carried out at Granham Close with the laying of 170 yds of 6" sewer, for a small housing estate.

Considerable surface water infiltration at Manton has been stopped with the making good of defective connection and the Pumping Plant continues to function satisfactorily.

The main Sewage Works at Elcot Lane continues to be seriously overloaded and it is now virtually impossible to produce a good effluent. Samples taken by the Thames Conservancy are persistently bad, and the proposed improvements are most urgent.

#### RODENT CONTROL.

Rodent control work continues satisfactorily with a Council employee carrying out the work under the supervision of the Public Health Inspector. The number of complaints this year was 61, but no serious infestations have been found.

#### VERMINOUS PREMISES.

A further case of flea infestation in a Council House was reported and dealt with during the year. Numerous inspections have since been made in an effort to improve the general living conditions of the family.

This is the second case of this nature in less than a year, and emphasizes the desirability of a visit from a Public Health Inspector before new tenants are accepted as a Council responsibility.

#### WATER SUPPLIES.

The water supply for the entire area continues to be of excellent quality, and in ample quantity. During the year 11 Bacteriological samples were taken, all of which show no evidence of pollution.

The Waterworks Committee in March considered a report by the Medical Officer of Health on Fluoridation, but decided to take no action.



The following information was obtained from the records of the Department of the Interior, Bureau of Land Management, regarding the land owned by the United States in the State of California.

Section	Range	County	Acres
1	1	Alameda	100
2	2	Alameda	200
3	3	Alameda	300
4	4	Alameda	400
5	5	Alameda	500
6	6	Alameda	600
7	7	Alameda	700
8	8	Alameda	800
9	9	Alameda	900
10	10	Alameda	1000

### SECTION 1

This section contains the land owned by the United States in the State of California, and is divided into ten sections, each of which contains a certain number of acres.

The land in this section is owned by the United States, and is divided into ten sections, each of which contains a certain number of acres.

### SECTION 2

This section contains the land owned by the United States in the State of California, and is divided into ten sections, each of which contains a certain number of acres.

The land in this section is owned by the United States, and is divided into ten sections, each of which contains a certain number of acres.

The land in this section is owned by the United States, and is divided into ten sections, each of which contains a certain number of acres.

The land in this section is owned by the United States, and is divided into ten sections, each of which contains a certain number of acres.

The land in this section is owned by the United States, and is divided into ten sections, each of which contains a certain number of acres.

The land in this section is owned by the United States, and is divided into ten sections, each of which contains a certain number of acres.

The land in this section is owned by the United States, and is divided into ten sections, each of which contains a certain number of acres.

The land in this section is owned by the United States, and is divided into ten sections, each of which contains a certain number of acres.

The land in this section is owned by the United States, and is divided into ten sections, each of which contains a certain number of acres.

The land in this section is owned by the United States, and is divided into ten sections, each of which contains a certain number of acres.

The land in this section is owned by the United States, and is divided into ten sections, each of which contains a certain number of acres.



THE  
LIBRARY OF THE  
UNITED STATES DEPARTMENT OF THE INTERIOR  
BUREAU OF LAND MANAGEMENT  
WASHINGTON, D. C. 20240