

[Report 1954] / Medical Officer of Health, Marlborough Borough.

Contributors

Marlborough (England). Borough Council.

Publication/Creation

1954

Persistent URL

<https://wellcomecollection.org/works/w8dx6grt>

License and attribution

You have permission to make copies of this work under a Creative Commons, Attribution license.

This licence permits unrestricted use, distribution, and reproduction in any medium, provided the original author and source are credited. See the Legal Code for further information.

Image source should be attributed as specified in the full catalogue record. If no source is given the image should be attributed to Wellcome Collection.



Wellcome Collection
183 Euston Road
London NW1 2BE UK
T +44 (0)20 7611 8722
E library@wellcomecollection.org
<https://wellcomecollection.org>

Library

BOROUGH OF MARLBOROUGH

ANNUAL REPORT

OF THE

MEDICAL OFFICER OF HEALTH


AND OF THE

SANITARY INSPECTOR

FOR THE YEAR

1954





BOROUGH OF MARLBOROUGH

ANNUAL REPORT

OF THE

MEDICAL OFFICER OF HEALTH

FOR THE YEAR

1954

TO THE MAYOR, ALDERMEN AND COUNCILLORS,

Ladies and Gentlemen,

I have the honour to submit the annual report on the public health of the Borough for the year 1954.

The population for the year as estimated by the Registrar General was 5390 as compared with 5327 in the previous year, and the excess (11) of births over deaths gives the natural increase rate of the population as 2.0 per 1000 as compared with 2.4 per 1000 population in 1953.

The births numbered 65, of which 26 were male and 39 female, and this figure represents a rate per 1000 population of 15.6 corrected for area comparability. The birth rate in 1953 was 16.2 per 1000 based on 71 live births in that year. The number of live births during the period 1945-1954 has fluctuated annually between 56 and 90, giving an average for the ten year period of 71.6 live births. The birth rate for England and Wales in 1954 was 15.2 per 1000 total population.

The death rate for the Borough based on 54 deaths (32 male and 22 female) during 1954, was 10.0 per 1000 population, corrected for comparability. The death rate in 1953 was 11.6 per 1000 population. The average number of deaths during the last ten years including 1954 was 51.9; the lowest number during that period was 35 and the highest 65. The death rate for England and Wales in 1954 was 11.3 per 1000 total population.

There were 36 deaths or 67 per cent of the total (54) at 65 years of age and over, and 22 or 41 per cent of these were over 75 years of age. There was one infant death due to prematurity, under 1 year of age. The infant death rate is thus 15.4 per 1000 live births in the Borough

during 1954. The Infant Mortality rate for England and Wales for the same period is 25.5 per 1000 live births. Infant deaths in the Borough have varied considerably from year to year: they numbered 4 in 1953 and again in 1948, and whereas there was only 1 in each year during 1950-1952, there were 9 in 1946. The average number of infant deaths under one year during the ten year period 1945-1954 was 3.5 and this number based on the mean number of 71.6 live births for the same period, would give an infant death rate of 48.8 per 1000 live births for the Borough.

The principal causes of death in the Borough during 1954 were coronary heart disease 13, and other heart diseases 7 deaths; cerebral haemorrhage and allied conditions 10 deaths; and cancer 8 deaths. There was one death from respiratory tuberculosis in the age group 45-54 years, and one from a road accident in the same age group.

Heart disease thus accounts for 37 per cent of the total deaths during 1954 in the Borough (coronary disease 24 per cent) and 18.5 per cent are due to cerebral vascular conditions. Cancer accounts for about 15 per cent of the total deaths during 1954 in the Borough.

There were no deaths from influenza, bronchitis, or pregnancy and childbirth.

Notifiable diseases during 1954 in the Borough numbered forty five, which included five in respect of pulmonary tuberculosis, fifteen for other forms of that disease and seventeen cases of dysentery. There was one death from pulmonary tuberculosis during the year in the Borough.

Incidence rates per 1000 population for notifiable diseases during 1954 in the Borough were: dysentery 3.3, non-respiratory tuberculosis 2.8, whooping cough 0.6, pneumonia 0.2, and scarlet fever 0.2.

No notifications were received in respect of poliomyelitis or food poisoning during the year in the Borough.

Diphtheria immunization figures for 1954 give 65 primary inoculations under age 15 as having been completed during the year, 24 of which were under one year old, and 23 between one and two years of age. The average number in the Borough under 5 years of age immunized against diphtheria during the last ten years is about 54.

Other relevant data are to be found in the body of the report which is followed by the report of the Chief Sanitary Inspector.

It gives me great pleasure to record my appreciation of the assistance and co-operation I have received from the staff and my colleagues at all times.

I have the honour to be,

Ladies and Gentlemen,

Your obedient Servant,

RODERICK MACKAY.

Medical Officer of Health.

May, 1955.

STAFF

Medical Officer of Health	R. MACKAY, M.D., D.P.H.
Chief Sanitary Inspector	H. C. YEOMAN, M.R.SAN.I., M.S.I.A.
Additional Sanitary Inspector	T. J. LOVELESS (Qualified as the holder of the R.S.I. certificates, etc.)

The Medical Officer of Health acts also in that capacity for the other three constituent authorities of the East Wilts Combined Districts, viz. Amesbury R.D., Pewsey R.D., and Marlborough and Ramsbury R.D., and is responsible for the public health duties imposed by statute upon his office ; he holds, in addition, the appointment of assistant County Medical Officer and in this respect carries out, on behalf of the County Council, duties in connection with the welfare services for which it is mainly responsible.

The Chief Sanitary Inspector also holds the office of Borough Surveyor and together with his assistant carries out, within the Borough in consultation with the Medical Officer of Health, the statutory duties, which are placed upon the authority generally in connection with the public health.

The duties of the Sanitary Inspector and Medical Officer of Health are satisfactorily integrated.

Matters of Public Health are normally dealt with by the General Purposes Committee of the Borough Council, but there is a separate committee for housing and one for waterworks and sewerage.

GENERAL STATISTICS

Area in acres	1496
Population mid-1954 as estimated by the Registrar						
General	Total	5390
Number of inhabited houses	1578
Number of new houses erected in 1954 :—						
By Private Enterprise	10
By Local Authority	34
Rateable Value	£42181
Sum represented by a Penny rate	£165

VITAL STATISTICS

				M.	F.	Total
Live Births	26	39	65
Legitimate	25	37	62
Illegitimate	1	2	3
Still Births	—	—	—
Legitimate	—	—	—
Illegitimate	—	—	—
Live Birth Rate			15.6

Live Birth Rate for England and Wales			15.2
Number of deaths from all causes	32 22	54
Death Rate		10.0
Death Rate for England Wales		11.3
Deaths of Infants under one year :—			
Total	— 1	1
Legitimate	— 1	1
Illegitimate	— —	—
Infant Death Rate per 1000 live births			15.4
Infant Death Rate for England and Wales			25.5

NOTE :

- (1) The number of births, still-births, and deaths are those registered during 1954 after adjustment has been made for inward and outward transfers.
- (2) The infant mortality rate noted above is based on only one infant death : the mean rate for the last ten years is about 49 per 1000 live births.

BIRTH RATE, INFANT DEATH RATE, TOTAL DEATH RATE,

	1954		
	<i>Marlborough Borough</i>	<i>Administrative County</i>	<i>England and Wales</i>
Birth Rate (per 1000 popn.) 15.6	15.8	15.2
Death Rate (per 1000 popn.) 10.0	10.4	11.3
Death Rate of Infants under 1 year (per 1000 live births) 15.4	24.9	25.5

PRINCIPAL VITAL STATISTICS OF THE BOROUGH, 1945-1954

Year	1945	1946	1947	1948	1949	1950	1951	1952	1953	1954
Population	4655	4656	4630	5224	5397	5360	5412	5281	5327	5390
Live Births	79 16.9	75 16.1	90 19.4	81 15.5	61 11.3	77 14.4	56 10.3	61 11.6	71 13.3	65 12.1
Still Births	1 12.5	1 13.3	0 0.0	2 24.0	0 0.0	1 12.8	0 0.0	0 0.0	3 40.5	0 0.0
Total Deaths	62 13.3	55 11.8	65 14.0	41 7.8	49 9.1	35 6.5	52 9.6	48 9.1	58 10.9	54 10.0
Infant Deaths	6 75.9	9 120.0	6 66.6	4 49.3	2 32.8	1 12.9	1 17.9	1 16.4	4 56.3	1 15.4
Tuberculosis Deaths	3 0.6	1 0.2	1 0.2	3 0.6	2 0.4	1 0.2	2 0.4	0 0.0	1 0.2	1 0.2
Cancer Deaths	5 1.0	7 1.5	12 2.6	3 0.6	6 1.1	7 1.3	8 1.5	8 1.5	9 1.7	8 1.5
Pneumonia Deaths	0 0.0	2 0.4	1 0.2	1 0.2	3 0.6	1 0.2	2 0.4	1 0.2	5 0.9	1 0.2

N.B. The corresponding rate is given *underlined* together with the figure on which it is based. With the exception of the infant death rate which is calculated per 1000 live births, and the still birth rate per 1000 *total* births, the rates given above are computed per 1000 of the population. The birth and death rates are not corrected in this table for area comparability.

INFECTIOUS DISEASES

Forty-five notifications were received during 1954 in respect of infectious diseases, including twenty for tuberculosis, of which five represented the pulmonary form of that disease. Fourteen notifications for glandular tuberculosis, mainly in children, were notified early in the year, co-incidental with tuberculous infection in milk from local sources.

Seventeen notifications were received in respect of dysentery covering an isolated outbreak in an institution. There was one death from respiratory tuberculosis.

NOTIFICATIONS OF INFECTIOUS DISEASES, 1954

	Jan.	Feb.	Mar.	Apr.	May	June	July	Aug.	Sep.	Oct.	Nov.	Dec.	Total
Dysentery	-	17	-	-	-	-	-	-	-	-	-	-	17
Whooping cough	-	-	-	2	1	-	-	-	-	-	-	-	3
Erysipelas	-	-	-	-	1	-	-	-	-	1	-	-	2
Scarlet fever	-	-	-	-	-	-	-	-	-	1	-	-	1
Measles	-	-	-	-	-	-	-	-	-	1	-	-	1
Pneumonia	-	-	-	-	-	-	-	-	-	-	1	-	1
Pulmonary tuberculosis	1	-	1	2	-	-	-	1	-	-	-	-	5
Other forms of tuberculosis	-	9	5	-	-	-	-	-	-	-	-	1	15
Totals	1	26	6	4	2	-	-	1	-	-	3	2	45

NOTIFIABLE DISEASES (OTHER THAN TUBERCULOSIS), 1954

Disease	Total	Age (years)												
		0-	1-	2-	3-	4-	5-	10-	15-	20-	35-	45-	65-	
Dysentery	17	-	2	2	5	1	3	1	1	2	-	-	-	
Whooping cough	3	-	-	1	-	1	-	-	-	-	-	-	1	
Erysipelas	2	-	-	-	-	-	-	-	-	-	2	-	-	
Scarlet fever	1	-	-	-	-	-	1	-	-	-	-	-	-	
Measles	1	-	-	-	-	-	-	-	-	1	-	-	-	
Pneumonia	1	-	-	-	-	-	1	-	-	-	-	-	-	
Totals	25	-	2	3	5	2	5	1	1	3	-	2	1	

DIPHTHERIA IMMUNIZATION AND VACCINATION

These services are rendered by the County Medical Officer's department under Part III of the National Health Service Act, 1946.

Immunizations are carried out at welfare clinics, and at schools under the direct control of the County Medical Officer by the County Medical staff, and by general practitioners who also perform all vaccinations against smallpox on a patient-doctor basis by arrangement.

Of the 65 children born in the Borough during 1954, only 24 were immunized before one year of age. The number immunized between 1 and 5 years was 26 and that between 5 and 15 years 15. The total number primarily immunized in the Borough during the year was 65.

There were in addition 51 re-inoculations. The total immunized population under 15 years of age is estimated at 970 and the majority of these were inoculated in the age groups 5 to 9 years (347) and 10 to 14 years (410).

Diphtheria immunizations carried out during the last ten years are as follows :—

<i>Age Group (Years)</i>	<i>Year</i>										<i>Total</i>
	1945	'46	'47	'48	'49	'50	'51	'52	'53	'54	
Under 5	80	62	53	54	36	36	65	50	58	50	544
5-15	7	10	63	13	8	22	25	18	7	15	188
Totals	87	72	116	67	44	58	90	68	65	65	732

Vaccinations against smallpox for 1954 in the Borough give a total of 42 primary vaccinations in the first year of life. There were 65 births in 1954. The numbers vaccinated primarily over the age of one year are negligible ; 53 were re-vaccinated at ages 15 years and over.

HOUSING

It will be noted from the report of the Chief Sanitary Inspector that the Council's housing figures for post-war construction now stand at 182 permanent houses and 20 temporary ones, and that a substantial proportion of these (34) were provided by the borough during 1954.

The unsatisfactory hutments on Marlborough Common are gradually being eliminated as the occupants are rehoused, and it is hoped that the remaining few families will be rehoused when accommodation can be found to suit their particular needs.

WATER SUPPLY

The water supply as reported by the Chief Sanitary Inspector is satisfactory both in quantity and quality, and the present method of chlorination has come up to expectations in effectiveness and economy.

SEWERAGE

It is gratifying to record that a scheme has now been formulated by the Engineering Consultants to improve the present unsatisfactory state of the sewage works at Marlborough.

FOOD SUPERVISION

Apart from some fourteen notifications in respect of glandular tuberculosis, presumed to have been bovine in origin and possibly associated with milk found early in the year to be contaminated with bovine tuberculosis, no evidence is available of infection otherwise attributable to food contamination.

There can be no doubt that carelessness in food handling is an important factor in the spread of bowel infection ; and no opportunity is lost during periodic visits to food premises of all kinds from time to time, to stress the importance of food hygiene.

Milk sampling is at present carried out on a monthly basis for the statutory tests and quarterly for biological investigation for bovine tuberculosis.

CAUSES OF DEATH

REGISTRAR GENERAL'S RETURN, 1954

		M.	F.	Total
1	Tuberculosis, respiratory	1	—	1
2	Tuberculosis, other	—	—	—
3	Syphilitic disease	1	—	1
4	Diphtheria	—	—	—
5	Whooping cough	—	—	—
6	Meningococcal infections	—	—	—
7	Acute poliomyelitis	—	—	—
8	Measles	—	—	—
9	Other infective and parasitic diseases	—	—	—
10	Malignant neoplasm, stomach	—	—	—
11	„ „ lung-bronchus	1	—	1
12	„ „ breast	—	1	1
13	„ „ uterus	—	—	—
14	Other malignant and lymphatic neoplasms	3	2	5
15	Leukaemia, aleukaemia	1	—	1
16	Diabetes	1	—	1
17	Vascular lesions of nervous system	4	6	10
18	Coronary disease, angina	9	4	13
19	Hypertension with heart disease	—	1	1
20	Other heart disease	4	2	6
21	Other circulatory disease	2	2	4
22	Influenza	—	—	—
23	Pneumonia	1	—	1
24	Bronchitis	—	—	—
25	Other diseases of respiratory system	1	1	2
26	Ulcer of stomach and duodenum	1	—	1
27	Gastritis, enteritis and diarrhoea	—	—	—
28	Nephritis and nephrosis	—	—	—
29	Hyperplasia of prostate	—	—	—
30	Pregnancy, childbirth, abortion	—	—	—
31	Congenital malformations	—	—	—
32	Other defined and ill-defined diseases	1	3	4
33	Motor vehicle accidents	1	—	1
34	All other accidents	—	—	—
35	Suicide	—	—	—
36	Homicide and operations of war	—	—	—
Total all causes		32	22	54

BOROUGH OF MARLBOROUGH

ANNUAL REPORT

OF THE

SANITARY INSPECTOR

FOR THE YEAR

1954

TO THE MAYOR, ALDERMEN AND COUNCILLORS.

Mr. Mayor, Ladies and Gentlemen,

I have the honour to submit my sixth Annual Report on the work carried out by this Department. The Report is in accordance with the Ministry of Health Circular 28/54 dated 15th December, 1954.

There have been no changes of Staff during the year, and consequently it has been possible to considerably increase the number of inspections made on last year's figures. In particular more attention has been paid to Housing and Food premises.

Finally I would take this opportunity of thanking the Medical Officer of Health for his assistance and guidance, and also the other members of my Staff for their co-operation throughout the year.

I am, Ladies and Gentlemen,

Your obedient Servant,

H. C. YEOMAN,

Chief Sanitary Inspector.

Council Offices,
1 The Green,
Marlborough.

SANITARY INSPECTOR'S VISITS

During the year 689 visits were made by the Sanitary Inspectors. Those listed as Surveyor's Duties relate to work in connection with the Building Byelaws. The visits are summarised as follows:—

Water Supply	50
Drainage	80
Movable Dwellings	13
Factories	10
Refuse Disposal	8
Rodent Control	30
Petroleum	43
Housing	78
Verminous Premises	9
Infectious Diseases	3
Inspection of Meat and Other Foods	31
Dairies and Distributors	22
Inspection of Food Premises.....	85
Miscellaneous Sanitary Visits	40
Surveyor's Duties	187
	<hr/>
	689
	<hr/>

INSPECTION AND SUPERVISION OF FOOD

Food Premises in the Borough.

<i>Type</i>	<i>No.</i>
Bakehouses	6
Butchers Shops	6
Cafes and Restaurants	11
Grocers Shops	15
Greengrocers Shops	4
Fishmongers Shops.....	3
Licensed Premises	19
(9 of which hold catering licences)	

Food Premises registered under Section 14, Food and Drugs Act, 1938.

Sale of Ice Cream	23
Manufacture and Sale of Ice Cream	<i>Nil</i>
Manufacture and Sale of Sausages or Pre-served Food.....	3
Fish and Chips	1
	<hr/>
	27
	<hr/>

Premises registered under Milk and Dairies Regulations, 1949.

Dairies	3
---------------	---

The following foods were condemned during the year :—

Tinned Fruit	79 lb.
Tinned Meat	9 lb.
Poultry	16½ lb.
Dried Fruit	56 lb.
Meat and Offal	405½ lb.
	<hr/>
	566 lb.

Condemmed foods are voluntarily surrendered, and disposed of by the Council at their Refuse Tip.

FACTORIES

During the year 10 inspections of various Factories were made, mainly in connection with smoke nuisances and Certificates for Means of Escape in Case of Fire. One Factory has been particularly troublesome with regard to smoke nuisances, but every effort is being made by the Owners to remedy the defect.

PUBLIC CLEANSING

The collection and disposal of Refuse from both Household and Trade premises has continued satisfactorily, and a weekly collection has been maintained throughout the district. In addition Cafes receive a second collection. Rodent Control at the Refuse Tip has been very satisfactory and no complaints have been received. The salvage of waste paper and other materials has continued satisfactorily.

HOUSING

The Council continued to make good progress on the St. Margaret's Mead Estate, and during the year the following houses were completed and occupied :—

- 28 Reema (non-traditional) houses.
- 8 Traditional houses.

A further ten Traditional houses were under construction at the end of the year. These totals bring the post-war figures to 182 Permanent and 20 Temporary houses.

On The Common only 6 families remain. These will be re-housed as soon as suitable accommodation is found.

The information called for by Article 31 of the Housing Consolidated Regulations, 1925 and 1932 are set out below :—

- | | | |
|-----|--------------------------------------------------------------------------------------------------------------------------------------|---|
| (1) | Number of houses which on inspection were considered to be unfit for human habitation | 3 |
| (2) | Number of houses the defects in which were remedied in consequence of informal action by the Local Authority or their Officers | 2 |

- | | | |
|-----|------------------------------------------------------------------------------------------------------------------------------------------------------------------------------------|-----------|
| (3) | Number of representations made to the Local Authority with a view to (a) the serving of notices requiring the execution of works or (b) the making of demolition or closing orders | Nil |
| (4) | The number of notices served requiring the execution of works | Nil |
| (5) | The number of houses which were rendered fit after service of formal notices | 1 |
| (6) | The number of demolition or closing orders made | 1 |
| (7) | The number of houses in respect of which an undertaking was accepted under subsections (2) of section 19 of the Housing Act, 1930 (z). | Nil |
| (8) | The number of houses demolished | Nil |

WATER SUPPLY

The Town Water Supply again has given rise to no complaints, and the Chemical and Bacteriological Reports without exception have been very satisfactory. Bacteriological samples are taken at least once a month, Chemical samples are submitted yearly. The old method of sterilization has been dispensed with and a Paterson chloronome was installed during the year. Besides being less expensive to run this has already proved to be a more reliable method of sterilization.

DRAINAGE AND SEWERAGE

The Council's Consulting Engineers have now prepared a Scheme for the enlargement of the Sewage Disposal Works which was reported last year as being seriously overloaded. It is hoped that an early start will be possible with this work so that the present unsatisfactory effluents may be improved. The new Pumping Plant installed at Manton last year has proved more than adequate and very inexpensive to operate.

PETROLEUM

The number of licensed premises has risen to 28 an increase of 2 on last year. During the year 43 visits were paid to these premises.


RODENT CONTROL


Similar arrangements to last year for Rodent Control work in the district have continued, and the number of complaints has again risen slightly.

MOVABLE DWELLINGS

The number of licensed Movable Dwellings in the district has been reduced to 3. All of these are licensed individually, there being no licensed site.







*E. H. Perkins and Son Ltd.,
Marlborough.*