

[Report 1904] / Medical Officer of Health, Market Harborough R.D.C.

Contributors

Market Harborough (England). Rural District Council.

Publication/Creation

1904

Persistent URL

<https://wellcomecollection.org/works/d4mr2t3g>

License and attribution

You have permission to make copies of this work under a Creative Commons, Attribution license.

This licence permits unrestricted use, distribution, and reproduction in any medium, provided the original author and source are credited. See the Legal Code for further information.

Image source should be attributed as specified in the full catalogue record. If no source is given the image should be attributed to Wellcome Collection.



Wellcome Collection
183 Euston Road
London NW1 2BE UK
T +44 (0)20 7611 8722
E library@wellcomecollection.org
<https://wellcomecollection.org>

THE
ANNUAL REPORT


FOR THE
MARKET HARBOROUGH
RURAL DISTRICT COUNCIL,

1904,

BY


EDGAR VAUGHAN PHILLIPS,

MEDICAL OFFICER OF HEALTH,



Market Harborough:

GEORGE GREEN, Printer, High Street and St. Mary's Road,
1905.



KIBWORTH BEAUCHAMP,

LEICESTER,

11th, February, 1905.

GENTLEMEN,

I have much pleasure in presenting my Annual Report, with the various Statistics required for the year, 1904, the Factory Act table, and the Inspector's Report.

There are 22 parishes in the Market Harborough Rural District, with an acreage of 30,234. During the past year the District was singularly free from serious infectious disease, and only one fatal case occurred. In the first nine months of the year only three exceedingly mild cases of Scarlatina were notified. In October an epidemic of Scarlatina of a very mild type appeared in the Langton villages, and the Schools there were closed for some weeks. No other Schools were closed all the year. There has been no case of infectious disease notified, in 1904, from Fleckney, and the number of deaths in that village is remarkably few, only eleven were recorded out of a population of 1,516, making a death rate of only 7·24 per 1,000 at all ages. Only four deaths occurred in Fleckney of infants under 1 year—this is a singularly small death rate in a manufacturing centre, and particularly with regard to the infant mortality, which works out at 62 deaths per 1,000 births. There were only ten deaths the whole year of infants under 1 year of age in the whole District making an Infantile Mortality of 59·88.

BIRTHS AND DEATHS.

The total number of births was 167, 74 males, 93 females, four less than in the year 1903. The total number of deaths registered was 100, 49 males and 51 females, only one more than the previous year. Of this number 42 were over 70 years of age. The birth rate per 1,000 was 23·03, the death rate per 1,000 was 13·79. During 13 weeks in the year no death occurred.

SCARLET FEVER.

Twenty-three cases of Scarlatina were notified, 20 of which occurred in the Langtons, all were of a mild character, and no deaths occurred.

DIPHThERIA.

One case—unfortunately a fatal one—occurred at Mowsley. The sanitary arrangements in the house were found defective, and the water supply bad on analysis; the water was from a private well.

House accommodation for the working classes is good taking the District through, and the prevailing healthy condition testifies in a gratifying manner to the improved sanitary arrangements. The Factories in the District are regularly inspected, and are thoroughly satisfactory with regard to air space, ventilation and sanitary accommodation. A list of factory outworkers is kept, and they are regularly visited by the inspector. No case of overcrowding was notified last year. There is no system of scavenging used or required in the District. The water supply continues to be from private sources, and in the main is satisfactory. Seven samples of water were submitted to Mr. Freeland last year for analysis, with the following results:—

Mar. 7th, Hardy's Cottages, Fleckney	...	Good
„ 7th, Bryan's Row, „	...	Bad
July 20th, River below old Hall, Lubenham	...	Bad
„ 20th, River by Gate-house, „	...	Bad
Oct. 24th, Hall's Pump, Laughton	...	Bad
„ 24th, Harris' Pump, Mowsley	...	Bad
Nov. 14th, Hall's Pump, Laughton	...	Good

RAINFALL IN 1904.

January, 2·21.	February, 2·16.	March, 1·55.
April, ·88.	May, 1·91.	June, ·40.
July, 2·59.	August, 4·29.	September, 1·55.
October, ·65.	November, 1·06.	December, 1·34.

Days on which rain fell, 137. Total for year 20·99 inches.

I beg to express my appreciation of the work of the Sanitary Inspector.

I have the honour to remain,

Your obedient servant,

EDGAR V. PHILLIPS,

M.O.H.

Sanitary Inspector's Report.

Complaints, No. received	26
Premises, Houses, &c., No. inspected	75
Nuisances abated	39
Pool, ditch, gutter, watercourse, No. inspected	31
Nuisances abated	28
Animals improperly kept, No. inspected	2
Nuisances abated	2
Privy, urinal, cesspool, ashpit, No. inspected	64
Nuisances abated	24
Drain, drain-traps, etc., etc., No. inspected	39
Nuisances abated	18
Offensive accumulations, No. inspected	4
Nuisances abated	4
Other insanitary conditions, No. inspected	1
Nuisances abated	1
Slaughter houses, No. licensed or registered	20
No. of inspections	32
Dairymen, cowkeepers, purveyors of milk, No. registered	20
No. in District	23
No. of inspections of premises	22
Canal boats, No. of inspections	29
Infectious Diseases :—	
Houses affected with	19
Houses inspected	19
No. of inspections	25
Houses disinfected	12
Schools „	3
Disinfectant used	Formalin and Brimstone
Lots of clothing disinfected	12
Privy Middens, New provided	8
No. repaired	7
No. converted to W.C.'s	6

Pail or earth closets, No. converted to W.C.'s	5
Water closets, new provided	13
No. supplied with water	6
Ashpits, New provided	10
Water supply :—				
Samples taken for analysis	8
,, condemned	3
Wells cleansed, repaired, &c.	3

FACTORY AND WORKSHOP ACT, 1901.

Workshops, total number on register (including bake- houses)	30
No. in which nuisances abated	2
Bakehouses, No. on Register	14
No. in which nuisances abated	1
Home work, No. outworkers	99
No. of houses	89

W. H. BLOUNT,
Sanitary Inspector.

EDGAR V. PHILLIPS,
Medical Officer of Health.




TABLE I.—For whole District.

YEAR.	Popula- tion estimated to middle of each Year.	BIRTHS.		TOTAL DEATHS REGISTERED IN THE DISTRICT.				Total Deaths in Public Insti- tutions in the District.	Deaths of Non- residents register'd in Public Insti- tutions in the District.	Deaths of residents register'd in Public Insti- tutions beyond the District.	NETT DEATHS AT ALL AGES BELONGING TO THE DISTRICT.			
		Number	Rate*	Under 1 Year of Age.		At all Ages.					Number	Rate*	Number	Rate*
				Number	Rate per 1,000 Births register'd	Number	Rate*							
1	2	3	4	5	6	7	8	9	10	11	12	13		
1895	6821	175	25.80	22	125.70	86	12.60	86	12.60		
1896	6821	171	25.06	16	87.90	89	13.04	89	13.04		
1897	6821	176	25.80	20	113.60	98	14.36	98	14.36		
1898	6821	165	24.19	13	78.78	100	14.66	100	14.66		
1899	6821	182	26.60	16	87.90	115	16.85	115	16.85		
1900	6821	159	21.84	12	75.45	102	14.95	102	14.95		
1901	7250	179	24.68	24	134.07	81	11.17	81	11.17		
1902	7250	156	21.05	18	115.38	91	12.55	91	12.55		
1903	7250	171	23.58	10	58.47	99	13.60	99	13.60		
Averages for years 1894- 1903.	6964	170.4	24.28	16.5	97.47	97	13.79	97	13.79		
1904	7250	167	23.03	10	59.88	100	13.79	100	13.79		

* Rates calculated per 1,000 of estimated population.

Area of District in acres (exclusive of area covered by water), 30,234.

Total population at all ages 7,250, at Census of 1901.

Number of Inhabited houses, 1603.

Average number of persons per house, 4.52

1.	2.	3.
Institutions within the District receiving sick and infirm persons from outside the District.	Institutions outside the District receiving sick and infirm persons from the District.	Other Institutions, the deaths in which have been distributed among the several localities in the District.
None.	Leicester Infirmary Market Harborough Union Workhouse Infirmary	None.

The Union Workhouse is not within the District.




TABLE II.—Market Harborough Rural District Council.

YEAR.	Hus. Bosworth 1				Cranoe 2				Fleckney 3				Foxton 4				Glooston 5				Gumley 6				Kib. Beauchamp 7				Kib. Harcourt 8			
	Population esti- mated to middle of each year.	Births registered.	Deaths at all Ages.	Deaths under 1 year.	Population esti- mated to middle of each year.	Births registered.	Deaths at all Ages.	Deaths under 1 year.	Population esti- mated to middle of each year.	Births registered.	Deaths at all Ages.	Deaths under 1 year.	Population esti- mated to middle of each year.	Births registered.	Deaths at all Ages.	Deaths under 1 year.	Population esti- mated to middle of each year.	Births registered.	Deaths at all Ages.	Deaths under 1 year.	Population esti- mated to middle of each year.	Births registered.	Deaths at all Ages.	Deaths under 1 year.	Population esti- mated to middle of each year.	Births registered.	Deaths at all Ages.	Deaths under 1 year.	Population esti- mated to middle of each year.	Births registered.	Deaths at all Ages.	Deaths under 1 year.
1895	844	22	14	3	66	2	1	...	1254	37	11	6	284	3	4	1	73	3	2	1	169	4	2	1	1003	28	11	1	460	8	2	...
1896	844	18	8	...	66	...	1	1	1254	49	17	8	284	8	12	...	73	2	2	1	169	11	2	...	1003	13	13	1	460	10	5	1
1897	844	21	11	2	66	3	6	1	1254	39	14	5	284	3	7	1	73	2	1	...	169	3	1	...	1003	27	15	3	450	10	8	2
1898	844	12	11	...	66	1	1	...	1254	48	27	6	284	8	4	1	73	1	2	...	169	6	4	...	1003	23	12	1	460	14	4	...
1899	844	17	11	2	66	5	2	...	1254	44	27	5	284	4	12	...	73	3	1	...	169	5	2	...	1003	30	16	3	460	12	9	1
1900	844	14	8	1	66	1	1254	41	19	4	284	7	12	...	73	1	2	...	169	5	1003	21	16	4	460	10	7	...
1901	741	18	10	2	98	5	1	...	1516	53	15	9	313	5	3	...	63	...	1	...	201	4	1	...	1157	18	17	3	508	13	12	5
1902	741	7	9	2	98	4	1	...	1516	52	17	8	313	4	63	...	1	...	201	4	3	...	1157	31	22	3	508	7	5	...
1903	741	7	7	...	98	2	3	...	1516	55	19	1	313	9	9	...	63	1	1	...	201	2	2	...	1157	25	10	2	508	5	6	1
Averages of Years 1894 to 1903.	809.6	15.1	9.8	1.3	76.6	2.5	1.7	2	1341.3	46.2	18	5.7	293.6	5.6	3.6	3	69.6	1.4	1.4	2	179.6	4.8	1.8	1	1054.3	24	14.6	2.3	476	9.8	6.4	1.1
1904	741	19	18	1	98	1516	64	11	4	313	5	2	1	63	...	1	...	201	2	2	...	1157	25	20	1	508	4	6	...

YEAR.	Langton, West 9			Langton, East 10			Langton, Thorpe 11			Langton, Tur 12			Laughton 13			Lubham 14			Mowsley 15									
	Population esti- mated to middle of each year.	Births registered.	Deaths at all Ages.	Population esti- mated to middle of each year.	Births registered.	Deaths at all Ages.	Population esti- mated to middle of each year.	Births registered.	Deaths at all Ages.	Population esti- mated to middle of each year.	Births registered.	Deaths at all Ages.	Population esti- mated to middle of each year.	Births registered.	Deaths at all Ages.	Population esti- mated to middle of each year.	Births registered.	Deaths at all Ages.	Population esti- mated to middle of each year.	Births registered.	Deaths at all Ages.	Deaths under 1 year.						
1895	71	1	...	225	4	2	108	5	4	...	235	9	3	108	1	3	1	680	18	9	2	168	5	5	2			
1896	71	2	1	225	10	4	108	...	3	...	235	4	8	108	5	1	...	680	10	8	2	168	5	3	...			
1897	71	225	5	...	108	4	2	...	235	5	5	108	680	30	6	3	168	5	1	...			
1898	71	2	1	225	4	2	108	1	235	10	4	108	2	680	11	14	3	168	5	3	...			
1899	71	225	6	3	108	1	2	...	235	3	1	108	2	3	...	680	17	9	2	168	5	4	...			
1900	71	1	2	225	2	3	108	1	235	7	10	1	108	3	2	...	680	18	7	...	168	6	1	...		
1901	83	1	...	252	5	1	106	4	211	8	3	3	108	3	2	...	618	13	4	...	168	7	1	...		
1902	83	1	...	252	1	4	1	106	1	...	211	4	2	...	108	3	3	1	618	11	6	2	168	2	2	...		
1903	83	1	2	252	9	4	2	106	211	5	4	1	108	1	2	1	618	17	13	2	168	4	3	...		
Averages of Years 1894 1903.	75	1	6	...	234	5.1	2.5	4	107.2	1.8	1.3	...	227	6.1	4.4	5	108	2.2	1.7	3	659.3	16.1	8.4	1.7	168	4.8	2.5	2
1904	83	2	1	...	252	1	3	...	106	1	1	...	211	5	5	1	108	2	618	13	8	1	168	1	8	...

YEAR.	Saddington 16			Shangton 17			Slawston 18			Smeeton Westerby 19			Stonton Wyville 20			Theddingworth 21			Welham 22									
	Population esti- mated to middle of each year.	Births registered.	Deaths at all Ages.	Population esti- mated to middle of each year.	Births registered.	Deaths at all Ages.	Population esti- mated to middle of each year.	Births registered.	Deaths at all Ages.	Population esti- mated to middle of each year.	Births registered.	Deaths at all Ages.	Population esti- mated to middle of each year.	Births registered.	Deaths at all Ages.	Population esti- mated to middle of each year.	Births registered.	Deaths at all Ages.	Population esti- mated to middle of each year.	Births registered.	Deaths at all Ages.	Deaths under 1 year.						
1895	182	7	2	77	...	2	152	2	1	342	8	4	66	...	2	204	8	1	60	...	1	1						
1896	182	4	3	77	...	1	152	2	2	342	7	3	66	1	...	204	7	1	60	1						
1897	182	6	3	77	...	2	152	2	6	342	18	4	66	...	3	204	3	1	60	2	2	1						
1898	182	5	4	77	152	3	...	342	5	4	66	204	2	2	60	2						
1899	182	7	2	77	152	3	5	342	10	8	66	...	3	204	5	5	60	2						
1900	182	6	4	77	...	1	152	4	3	342	5	12	66	...	2	204	2	1	60	4						
1901	243	6	1	51	...	1	145	2	...	344	7	6	65	201	6	2	59	1						
1902	243	3	2	51	145	2	2	344	11	5	65	...	2	201	4	4	59	4	1	...						
1903	243	3	...	51	1	1	145	1	5	344	10	6	65	201	9	2	59	4						
Averages of Years 1894 1903.	202.2	5.2	2.2	5	67.2	1	8	1	149.6	2.2	2.6	4	342.6	7.8	5.7	6	65.6	1	1.2	...	203	5.1	2.1	...	59.6	2.2	4	2
1904	243	5	1	...	51	145	3	1	...	344	12	5	1	65	201	3	7	...	59	




TABLE III.—Cases of Infectious Diseases notified during the year 1904.

NOTIFIABLE DISEASE.	CASES NOTIFIED IN WHOLE DISTRICT.								TOTAL CASES NOTIFIED IN EACH LOCALITY.								NO OF CASES REMOVED TO HOSPITAL FROM EACH LOCALITY.	
	At all Ages	At Ages—Years.							Kibworth Beauchamp.	Langton, West	Langton, East	Langton, Thorpe	Langton, Tur.	Mowsley	Saddington	Smeeton Westerby	Kibworth Beauchamp	
		Under 1	1 to 5.	5 to 15.	15 to 25.	25 to 65.	65 and upwards	1										2
Small-pox
Cholera
Diphtheria	1	1	1
Membranous Croup
Erysipelas
Scarlet Fever	23	...	4	18	1	...	1	4	2	8	6	...	1	1	...	1
Typhus Fever
Enteric Fever
Relapsing Fever...
Continued Fever
Puerperal Fever
Plague
Totals	24	...	4	18	1	1	1	4	2	8	6	1	1	1	...	1

Isolation Hospital for Small-pox only, provided by County Council.

