

**[Report 1934] / Medical Officer of Health, Mansfield Borough.**

**Contributors**

Mansfield (England). Borough Council.

**Publication/Creation**

1934

**Persistent URL**

<https://wellcomecollection.org/works/tvqjj48m>

**License and attribution**

You have permission to make copies of this work under a Creative Commons, Attribution license.

This licence permits unrestricted use, distribution, and reproduction in any medium, provided the original author and source are credited. See the Legal Code for further information.

Image source should be attributed as specified in the full catalogue record. If no source is given the image should be attributed to Wellcome Collection.




Wellcome Collection  
183 Euston Road  
London NW1 2BE UK  
T +44 (0)20 7611 8722  
E [library@wellcomecollection.org](mailto:library@wellcomecollection.org)  
<https://wellcomecollection.org>

C.I.

Wotts M

AC 4457 D MANSFIELD

Borough of Mansfield.



# ANNUAL REPORT

ON THE

Sanitary Conditions of the District

AND


# HOUSING REPORT

For the Year ended 31st December, 1934,


BY

JAMES E. WILSON, M.D., B.Ch., D.P.H.,

Medical Officer of Health.



Borough of Mansfield.



# ANNUAL REPORT

ON THE

Sanitary Conditions of the District

AND

# HOUSING REPORT

For the Year ended 31st December, 1934,

BY

JAMES E. WILSON, M.D., B.Ch., D.P.H.,

Medical Officer of Health.

---

W. H. LEE & SONS,  
STOCKWELL GATE, MANSFIELD.

Digitized by the Internet Archive  
in 2017 with funding from  
Wellcome Library



<https://archive.org/details/b29786940>

# Health Committee.

---

*Chairman :*

ALDERMAN D. H. MALTBY, J.P.

---

HIS WORSHIP THE MAYOR,  
(COUNCILLOR E. W. MELLORS.)

---

*Aldermen :*

T. KNAPTON.

MRS. E. E. WAINWRIGHT, J.P.

*Councillors :*

C. DAVEY.

T. PEMBLETON.

H. GARRATT.

I. E. PICKARD.

J. MARRIOTT, J.P.

W. B. SPENCER.

MRS. M. E. MARRIOTT.

P. W. STAFFORD.

Health Committee

Chairman:

ALEXANDER D. H. BROWN, JR.

HIS WORSHIP THE MAYOR  
(COUNCILMAN J. H. HILL)

Members:

T. KNIGHT

MRS. E. E. WAINWRIGHT

Councillors:

T. FLEMING

C. DAVY

L. B. THORNTON

H. CARROLL

W. B. SPENCER

J. HARRIS, JR.

N. W. STANFORD

MRS. M. T. HARRIS

## PUBLIC HEALTH STAFF.

**STAFF.**—The Members of the Public Health Staff are :—

<i>Medical Officer of Health</i>	J. E. WILSON, M.D., D.P.H.
<i>Assistant Medical Officer</i>	MISS I. CALEY, M.A., B.Ch. (Cantab.) M.R.C.S., L.R.C.P., D.P.H., com- menced duty 29th May, 1933.
<i>Senior Sanitary Inspector</i>	BERNARD ALLMAN, Cert. R.S.I., Cert. in Meat Inspection.
<i>Assistant Inspectors</i> ....	HERBERT ALLSOPP, Cert. R.S.I., Cert. in Meat Inspection. WM. T. T. GLASSBROOK, Cert. R.S.I., Cert. in Meat Inspection.
<i>Senior Health Visitor</i> ....	MISS H. A. HUNT, 3 years' general training, C.M.B. Cert.
<i>Health Visitors</i> ....	MISS V. M. IREDALE, 4 years' general training, C.M.B. Cert. and H.V. Cert. took up duty 11th October, 1932. MISS E. E. WILDEN, General training Cert., C.M.B. and Health Visitor Cert., commenced duty 11th Dec., 1933.
<i>Chief Clerk and Bacteriological Assistant</i>	E. V. HARDWICK.
<i>Clerk</i> ....	MISS M. L. BETTISON, in connection with Maternity and Child Welfare work. Commenced duty 21st July, 1930.
<i>Disinfector</i> ....	GEORGE PLOUGHMAN.
<i>Ambulance Driver</i> ....	ARTHUR BOOTH.



**PUBLIC HEALTH DEPARTMENT,  
EXCHANGE ROW,  
MANSFIELD.**

May, 1935.

TO THE MAYOR, ALDERMEN AND COUNCILLORS OF THE  
BOROUGH OF MANSFIELD.

MR. CHAIRMAN, LADIES AND GENTLEMEN,

I have the honour to submit to you my 14th Annual Report dealing with the health and sanitary conditions of the Borough during the year 1934.

This is a non-survey report so that matters previously dealt with will not be discussed in detail.

We have again had a year of very heavy incidence of infectious disease, and as a result the capacity of the Forest Fever Hospital has been heavily taxed throughout the year.

Representation of unhealthy dwellings under the Housing Act, 1930 has made steady progress. At the end of the year 1934 more than half of the insanitary property contained in my five-year plan, submitted in 1933, had been represented.

I anticipate a marked improvement of health due to better housing conditions and additional facilities for cleanliness and fresh air made possible in the newer type of house.

I am grateful to the members of my Staff for their willing co-operation, their efficient services throughout the year, and their assistance in the compilation of this Report.

Your sympathetic support in all matters of Public Health I most gratefully acknowledge.

I remain,

Your obedient Servant,

**JAMES E. WILSON.**

## STATISTICAL SUMMARY.

### 1.—General Statistics.

Area (acres) .....	7,069
Population (Census 1931) .....	46,077
Population (estimated mid-year 1934) .....	46,200
Number of Inhabited Houses end of 1934 .....	11,963
Rateable Value .....	£265,205
Sum represented by a Penny Rate .....	£975

### 2.—Extracts from Vital Statistics—Births and Deaths.

#### BIRTHS.

	Totals	Males	Females
Legitimate .....	699	340	359
Illegitimate .....	25	12	13

Birth-rate 15.6 per 1000 population.

#### STILL-BIRTHS.

	Totals	Males	Females
Legitimate .....	37	21	16
Illegitimate .....	1	1	—

Still-birth rate 0.82 per 1000 population.

#### DEATHS.

	Totals	Males	Females
.....	452	229	223

Death-rate—9.7 per 1000 population.

Deaths of Infants under one year of age :—

	Totals	Males	Females
Legitimate ....	44	15	29
Illegitimate ....	3	2	1

Infantile Mortality-rate 64.9 per 1000 births.

Deaths from Puerperal Sepsis—7.

Deaths from other Puerperal Causes—2.

	Males	Females
Deaths from Measles (all ages) ....	—	1
Deaths from Whooping Cough (all ages)	1	1
Deaths from Diarrhoea (under 2 years)	1	1

### NOTES ON VITAL STATISTICS.

The Birth-rate for the year under review, 15.6, has registered what is perhaps the beginning of an upward movement. The Birth-rate for England and Wales has also shewn an upward tendency, last year's figure, 14.4, having given place to the figure 14.8.

The " Natural Increase " that is to say, excess of births over deaths amounted to 272—this is exactly 100 more than the number in the previous year.

The full list of the causes of death, classified according to headings defined by the Registrar General, will be found in Table III .

Our deaths from diarrhoeal diseases are much below the figure for England and Wales and also of similar towns of corresponding size.

Influenza death-rate was so small as to exclude it from the principal causes of death.

The principal causes of death are shewn in order of frequency in the following table :—

Cause	Number	Mortality-rate per 1000.
Heart Disease ....	86	1.86
Cancer ....	41	0.88
Cerebral Haemorrhage	34	0.73
Violence	34	0.73
Congenital Debility, &c.	31	0.67
Pneumonia	30	0.64
Tuberculosis (all forms)	24	0.51
Senility ....	20	0.43

#### Cancer Deaths.

This year has shewn a definite fall in the mortality figure from Cancer. Forty-one deaths have occurred, 24 in males and 17 in females. The youngest recorded age of death from this disease was 35 years.

Arranged in decennial periods these deaths occurred as below :—

Under 40	1
40 to 50	8
50 to 60	12
60 to 70	5
70 to 80	14
Over 80....	1

It is interesting to note from this table that the highest mortality from this cause occurred amongst elderly people of between 70 and 80 years.

Age and sex incidence together with parts affected will be found in the following table.:—

## CANCER DEATHS.

AGE	MALES	FEMALES	Stomach	Bowels	Rectum	Uterus	Tonsil	Tongue	Lung	Pharynx	Spine	breast	Pleura	Bone	Glands	Pancreas	Bladder
35	1															1	
40		1										1					
41		1				1											
42	1	1										1	1				
44	2				1												1
48		2									1	1					
50	1		1														
51	1	1	1												1		
52	1								1								
53	1							1									
54	1							1									
55	1													1			
56		2				1						1					
59	2	1						1			1	1					
62	1		1														
64	1			1													
65	1		1														
66	1		1														
67	1			1													
71	2	1		1	1							1					
72	1	1		1	1												
74		1						1									
75	1		1														
76	1	2	2	1													
77	1	1		1						1							
78	1				1												
79		1	1														
85		1					1										
	24	17	9	6	4	2	1	4	1	1	2	6	1	1	1	1	1

Analysis of the site of the disease shews that the largest incidence occurred in the stomach.

The occupation of these persons is shewn in the following Table :—

MALES.				FEMALES.			
Coal Miners	....	....	10	Housewives....	....	....	12
Drayman	....	....	1	Widows	....	....	3
Labourer	....	....	1	Spinsters	....	....	2
Sawyer	....	....	1				
Stockbroker	....	....	1				
Stone Mason	....	....	1				
Moulder	....	....	1				
Licensed Victualler	....	....	1				
Retired Grocer	....	....	1				
Warehouseman	....	....	1				
Fitter....	....	....	1				
Bricklayer	....	....	1				
Traveller	....	....	1				
Drapers Manager	....	....	1				
Caretaker	....	....	1				

### **British Empire Cancer Campaign.**

It is well to bear in mind that in the treatment of this disease we have a highly equipped department provided with the most up-to-date means of treatment with its headquarters in the City of Nottingham. The Radium Institute is controlled by specialists in the art of diagnosing and treating this complaint, and throughout the year the amount of radium available for treatment was sufficient for all the needs of the County and district served. Both the deep X-ray therapy plant and this radium have been used for the benefit of Mansfield patients.

A considerable amount of research work in regard to the treatment of these cases is also accumulating from a detailed analysis of the results of treatment. With regard to the permanency of the cure it requires very lengthy records to establish permanency, but the immediate effects of such treatment have gone far to mitigate suffering and to enable patients to resume their occupation.



## General Provision of Health Services in the Area.

Public Health Officers of this Authority are detailed in the early part of the Report.

### **Professional Nursing in the Home.**

(a) Generally this is discharged by members of the District Nursing Association or by nurses who are on the staff of Nursing Homes. A grant is made annually to the local District Nursing Association.

The work of this Association, which has now existed for over 40 years, has been of inestimable value to those requiring skilled nursing.

The district in the immediate vicinity of Bull Farm Estate is cared for by the Bull Farm Nursing Association. It provides skilled nursing for medical and surgical cases, and has now been in existence for 5 years.

(b) FOR INFECTIOUS DISEASES.—There is no scheme for home nursing of infectious diseases. The Fever Hospital meets our present requirements. Such a scheme might be considered in connection with a serious outbreak of Measles.

### **Midwives.**

No Midwives are employed by this Authority. The number of Midwives practising in the area is 14.

### Maternity.

No Maternity Hospital has been provided, but one bed is retained in the Mansfield Hospital by the Maternity and Child Welfare Committee for the treatment of complicated Maternity cases. The terms on which the bed is held are 9s. per day during each day of occupation, together with the Doctor's fee in each case of £2 2s. 0d.

### Mansfield and District Hospital.

This Hospital has a total number of 135 beds allocated as follows :—

	Male	Female	Children
General Medical	9	9	33
General Surgical	50	19	—
Maternity	—	4	—
Orthopaedic	3	2	—
Ear, Nose and Throat	3	3	—

In connection with this Hospital, a private Nursing Home was opened in February, 1934, with 10 beds available for treatment. Up to the end of the year 117 patients have received treatment and arrangements are already being made for introducing additional accommodation which will bring the total number of beds to 14.

### Maternity and Nursing Homes.

The Local Supervising Authority under the Nursing Homes Registration Act, 1927, is the County Council.

### Institutional Provision for Unmarried Mothers.

An annual subscription is voted to the Mansfield and District Society for the Help and Protection of Girls, which is able to secure beds for approved cases, but apart from this there is no institutional provision for unmarried mothers and illegitimate children in the area. Homeless children are received into the Union Infirmary.

### **Ambulance Facilities.**

(a) FOR INFECTIOUS CASES.—A Motor Ambulance is provided for this purpose and is garaged at the Hospital Lodge. This arrangement facilitates removal of cases at all hours with a minimum amount of delay.

(b) FOR NON-INFECTIOUS AND ACCIDENT CASES.—An Ambulance has been provided by the British Red Cross Society and is maintained by the Borough. One or two of the surrounding Authorities contribute to the cost of upkeep.

The Mansfield Borough Division of the No. 5 District St. John Ambulance Brigade also affords facilities for conveyance of this class of case in their Ambulance.

### **Chemical Work.**

Specimens from this Authority are sent to the Public Analyst City of Nottingham.

Analyses under the Sale of Food and Drugs Act are conducted by the Nottinghamshire County Council.

I am much indebted to the Chief Analyst to this Authority for a regular quarterly report upon the articles analysed by him which are taken in the district of the Borough of Mansfield.

A summary of Statistics from this source will be found elsewhere.

The bacteriological examination of water supply is dealt with regularly. Quarterly samples from each of the wells at Clipstone and Rainworth are submitted.

## Clinics and Treatment Centres.

### **Maternity and Child Welfare.**

#### IN MANSFIELD :

The premises, opened in 1927 at 15, St. John Street, were described in my 1927 Report.

A Sun-Ray Light Treatment Centre was opened on 26th April, 1929. This was fully described in my 1929 Report.

#### IN PLEASLEY :

This Centre occupies the St. Barnabas' Church Schoolroom, Pleasley Hill. It is conducted once a week, on Monday afternoons.

### **Day Nurseries.**

There are no day nurseries provided.

### **School Clinics.**

The Mansfield School Clinic occupies premises at Redcliffe House, Ratcliffe Gate, where Consultation Clinics, Minor Ailments Clinic, Dental Clinic, Eye Clinic, and Ringworm Clinic, are held.

### **Tuberculosis Dispensary.**

A new Tuberculosis Dispensary was established by the Nottinghamshire County Council in 1933, at Hermitage Avenue, Sutton Road. This has been specially designed for the purpose and will very much facilitate the diagnosis and treatment of the disease.

### **Venereal Disease.**

A Venereal Diseases Clinic is also under the supervision of the County Council and conducted at West Hill House. Two days a week are set aside for males and females. An Irrigation Clinic is held daily.

## Legislation in Force.

### Special Acts of Parliament.

- Mansfield Commissioners' Gas Act, 1878.  
 Mansfield Corporation Act, 1901 (Royal Assent 26th July, 1901).  
 Mansfield Corporation Act, 1905 (Royal Assent 11th July, 1905).  
 Electric Lighting Order, 20th June, 1899.  
 Electric Lighting Order, 2nd August, 1907.  
 The Mansfield Corporation Gas Order, 1924.  
 The Mansfield Corporation Act, 1925 (*See Note below*).

### List of Acts of Parliament.

Adopted by the Council, and the dates on which they came into force in the District :—

- Public Health (Water) Act, 1878, sections 6 and 7.  
 Order of the Local Government Board, dated 6th December, 1889.  
 Public Libraries Acts.  
 Infectious Disease (Prevention) Act, 1890, 1st July, 1892.  
 Public Health Acts Amendment Act, 1890, parts 2, 3, 4 and 5, 1st July, 1892.  
 Baths and Wash-houses Acts, 9th November, 1892.  
 Private Street Works Act, 1892, 25th March, 1894.  
 Notification of Births Act, 1907, 1st January, 1909.  
 Public Health Acts (Amendment) Act, 1907, sections 21, 22, 32 (Part II.), 35, 46, 50 (Part III.), 63, 64 (Part IV.) and 95 (Part X.), 13th January, 1922.

---

The Mansfield Corporation Act, 1925, received Royal Assent on 7th August, 1925. Its chief provisions were summarised in my Annual Report for 1926.

## Sanitary Circumstances of the Area.

### Water.

The water supply of the Borough is derived from two deep Wells—

1. RAINWORTH WELL : Depth of well 110 feet, boreholes a further 196 feet (306 feet in all), with outward headings from the well. Water supply from this source was first available in Midsummer, 1895.
2. CLIPSTONE WELL : Depth of well 110 feet, with boreholes to 470 feet below ground level. Headings are driven in transversely. This well was formally opened in 1909.

The water from both these wells comes from the Bunter beds, and, passing through the gravel of which the Bunter strata are largely composed, is naturally filtered, and is a most excellent supply both in quality and quantity.

### Rivers and Streams.

The River Maun passes through the Town. The upper reaches of this river are fed by the King's Mill Reservoir, which receives the effluent of the Sutton-in-Ashfield Sewage Scheme.

Constant patrol work is done by my Inspectors to check the pollution of the river as it passes through the town.

### Drains and Sewers.

There are three sewage disposal works dealing with the sewage matter of the Borough. These were described in detail in my 1925 Report.

The main sewers in the town are very old and many of them are cut out of solid sandstone rock.

During the past year considerable improvements to these sewers have been carried out.

The Mansfield Woodhouse outfall sewer underwent reconstruction, and additional detritus chambers and storm water and settling tanks were constructed at the sewage works.

The most important scheme of reconstruction carried out during the year was in connection with the drainage of the Derby Street district and a portion of Broxtowe Drive. These districts have been satisfactorily sewered, improvements being carried out in connection with the Bridge Street and Ratcliffe Gate sewers at the same time.

#### **Closet Accommodation.**

The scheme for conversion approved in June 1924, dealt with 312 convertible pail closets. All that remains now of this large number are seven pails, 3 in Toothill Lane and 4 in Newgate Lane. These are in connection with very old property about to be dealt with under Improvement Schemes. A few will also be found on scattered farms, but these are in such isolated positions that they can do little harm.

Privy Middens.—There were at the beginning of the year, 9 privy-middens still remaining in the Borough, 3 of these have disappeared in the course of Slum Clearance Schemes and the remaining 6 have been converted to the water-carriage system.

#### **Scavenging.**

In the year ended 31st March, 1934, 19,691 tons of refuse were collected. Disposal of this, cost on an average 8/5d. per ton, or 3/5.4d. per head of population. The rolling stock of the

scavenging department consists of six electric vehicles and eight two-wheeled carts.

The conversion of dry Ashpits was completed towards the end of the year 1929.

### **Smoke Abatement.**

Observations of factory chimneys have been regularly made.

### **Slaughter-houses.**

Ten slaughter-houses are at present occupied in the Borough four of these are registered and six licensed.

The slaughter-house accommodation in the town is still very insufficient, and several existing slaughter-houses are on old premises, and much below standard requirements. Multiple occupation of slaughter-houses creates considerable difficulty in maintenance of hygienic conditions.

### **Schools.**

The Medical Officer of Health acts as Chief School Medical Officer so that the Public Health, and School Medical Services are readily co-ordinated.

In addition to the regular inspection of school children the Public Elementary Schools are also inspected as to their sanitary arrangements and hygienic condition by the medical staff as well as by the Sanitary Inspector.

Each School is supplied with water from the town supply, and flushing closets are provided.

### **Rag Flock Acts, 1911 and 1928.**

The premises in which Upholstery is carried on have been inspected in conformity with the above Acts.

All the firms concerned use flocks supplied from the West Riding, guaranteed to comply with the requirements of the law.



# Housing Statistics for the Year 1934.

---

## 1. Inspection of Dwelling-houses during the year :—

(1) (a) Total number of dwelling-houses inspected for housing defects (under Public Health or Housing Acts)....	1544
(b) Number of inspections made for the purpose ....	3164
(2) (a) Number of dwelling-houses (included under sub-head (1) above) which were inspected and recorded under the Housing Consolidated Regulations, 1925 ....	394
(b) Number of inspections made for the purpose ....	559
(3) Number of dwelling-houses found to be in a state so dangerous or injurious to health as to be unfit for human habitation ....	2
(4) Number of dwelling-houses (exclusive of those referred to under the preceding sub-head) found not to be in all respects reasonably fit for human habitation....	165

## 2. Remedy of Defects during the Year without Service of formal Notices :—

Number of defective dwelling-houses rendered fit in consequence of informal action by the Local Authority or their officers ....	1354
--	------

### 3. Action under Statutory Powers during the Year :—

#### A.—Proceedings under Sections 17, 18 and 23 of the Housing Act, 1930 :

(1) Number of dwelling-houses in respect of which notices were served requiring repairs ....	11
(2) Number of dwelling-houses which were rendered fit after service of formal notices :—	
(a) By owners....	17
(b) By local authority in default of owners	—

#### B.—Proceedings under Public Health Acts :—

(1) Number of dwelling-houses in respect of which notices were served requiring defects to be remedied ....	27
(2) Number of dwelling-houses in which defects were remedied after service of formal notices :—	
(a) By owners....	30
(b) By local authority in default of owners	—

#### C.—Proceedings under sections 19 and 21 of the Housing Act, 1930 :—

(1) Number of dwelling-houses in respect of which Demolition Orders were made ....	2
(2) Number of dwelling-houses demolished in pursuance of Demolition Orders ....	2

## D.—Proceedings under section 20 of the Housing Act, 1930 :

- (1) Number of separate tenements or underground rooms  
in respect of which Closing Orders were made.... —
- (2) Number of separate tenements or underground rooms  
in respect of which Closing Orders were deter-  
mined, the tenement or room having been  
rendered fit ..... —

**GENERAL HOUSING CONDITIONS IN THE AREA.**

The normal building rate of the Borough since 1920 will be seen from the following table :—

Year	Built by Local Authority	By Private Enterprise.		Total
		With Subsidy	Without Subsidy	
1920	26	15	—	41
1921	47	27	—	74
1922	24	48	—	72
1923	18	16	58	92
1924	56	105	38	199
1925	101	201	14	316
1926	258	148	14	420
1927	67	151	22	240
1928	131	58	25	214
1929	69	112	13	194
1930	51	—	84	135
1931	57	—	121	178
1932	74	—	146	220
1933	124	—	218	342
1934	*104	—	344	448

\*This number includes 84 houses erected for rehousing under the Housing Act, 1930.

**Housing Act, 1930—Part 1.**

On the 6th April, 1933, Ministry of Health Circular number 1331 was issued to all Authorities drawing attention to the urgent need in regard to the clearance of slums and the improvement of bad housing conditions generally.

This circular called for a vigorous campaign of slum clearance and requested that each local authority should take up a concentrated plan of direct action by fixing a limited time for the work and preparing a time-table to indicate its progress towards the completed scheme, together with a time-table of rehousing co-ordinated with the displacements contemplated.

The report drawn up by me included 470 houses in clearance areas with 1688 persons to be displaced as well as 8 individual houses with 30 tenants.

At the end of the year, 24 areas had been represented under this Act. These areas contained 234 houses with a population of 904 persons. As well, 7 individual houses containing 23 inhabitants have been dealt with, so that as far as representation is concerned more than half of our programme has been completed at the end of the year. In addition to the above 12 houses in Meden Square were dealt with by demolition and rehousing.

These 12 houses were included in my original figure of 470 but had to be dealt with otherwise than under the Housing Act as they were Corporation property.

## Factory and Workshop Act, 1901.

---

Total number of Workshops on the Register	....	....	....	186
Inspections made to Workshops and Factories	....	....	....	193

Two notices of occupation and two notices of nuisances have been received from H.M. Inspector during the year.

The following table gives the sanitary defects found in workshops, workplaces and factories :—

Want of cleanliness	....	....	....	....	....	22
Want of ventilation	....	....	....	....	....	—
Sanitary accommodation insufficient	....	....	....	....	....	—
Sanitary accommodation unsuitable or defective	....	....	....	....	....	3
Sanitary accommodation not separate for sexes	....	....	....	....	....	—
Defective drainage	....	....	....	....	....	1
Defective roofs, etc.	....	....	....	....	....	1
						—
					Total	27

---

One outworkers' list was received from employers, notifying 4 workers.

All the outworkers' premises were inspected at least once during the year.

No case of infectious disease was notified at any of the outworkers' premises during the year.

# Report of Chief Sanitary Inspector

## to the Medical Officer of Health.

---

DEAR SIR,

I have pleasure in submitting to you my twentieth Annual Report.

### General Sanitation.

A considerable amount of work has been done in the way of general sanitary matters, including much that was outstanding, which I consider is satisfactory.

The following statement gives the particulars of unsatisfactory methods of sewage and refuse disposal still remaining in the Borough :—

				Within distance of sewer
Number of privies	....	....	49	0
„ pail closets	....	....	42	7
„ waste-water closets	....	....	40	40

### Summary of Work Done.

---

Summary of work done, including that in connection with House-to-House Inspection on informal or statutory notices, etc., served for the abatement of nuisances, etc., and the result of inspections :—

	Number of Defects, etc., remedied on :	
	Informal Notices	Statutory Notices
Drains amended, repaired or re-constructed .....	108	7
Drains, w.c.'s and gullies cleansed .....	489	1
Fall pipes and eaves spouts cleansed or repaired .....	75	2
W.C.'s and privies repaired .....	114	2
Additional w.c.'s provided.....	3	—
Privies converted into w.c.'s .....	6	—
Pail closets converted into w.c.'s .....	—	—
Dry dustbins provided .....	505	15
Dry dustbins provided in lieu of ashpits abolished .....	—	—
Dilapidations repaired (including roofs, ceilings, walls and floors).....	58	9
Yards, passages or pavements repaired .....	243	1
Defective light and ventilation .....	6	—
Dirty premises limewashed and cleansed.....	59	—
Overcrowding of dwellings abated .....	14	1
Nuisances abated from keeping animals and fowls .....	10	—
Smoke nuisances abated .....	6	—
Manure and refuse removed .....	7	—
Miscellaneous .....	61	—
	1764	38

### Milk Supply.

The number of milch cows kept in the Borough during the year shows a decrease on last year, as will be seen by the following Table :—

	1933	1934
Number of cowsheds in use in the Borough ....	40	41
„ milch cows in the Borough ....	251	250
„ milk purveyors ....	54	56
„ milk wholesalers and producers ....	37	36

During the year 119 inspections were conducted in regard to the premises of purveyors of milk.

There are three milk pasteurising factories in the Borough. These are worked in a very satisfactory way.

The cleanliness is of a very high order, and all that could be desired.

### Milk and Dairies Order, 1926.

During the year samples of milk have been tested for the presence of dirt with the Tustmun sediment tester. When found dirty a letter has been sent to the purveyor and passed on by him to the producer. In most cases this has resulted in the farmer taking more precautions. The farms have also been visited at the time of milking.



**Inspectional Work**

Number of complaints registered ....	183
„ premises inspected ....	2153
„ workshops inspected (F. and W.A.)....	193
„ informal notices served ....	1377
„ informal notices complied with ....	1315
„ notices served ....	38
„ notices complied with ....	39
„ inspections ....	5664
„ houses inspected under Housing and Town Planning Act ....	394
„ houses inspected in which defects were found and office notices served ....	165
„ houses inspected in which defects were remedied without serving Closing Order....	129
„ cases of infectious disease investigated ....	243
„ articles of clothing, etc., disinfected....	13542

**Summary of Food Inspection.**

The duties include the inspection of meat, fish, fruit, cowsheds and dairies, and all wholesale and retail premises where food is sold or prepared for sale.

The following foodstuffs were surrendered and destroyed :—

	Tons	cwts.	lbs.
Beef .....	2	10	5
Beef (imported) .....	0	0	59
Pork .....	0	3	52
Mutton .....	0	0	0
Edible Organs .....	2	5	2
Tinned Fruits and Vegetables .....	0	16	45
Fish .....	0	3	48
Fruit (green) .....	0	8	80
Rabbits.....	0	2	87
Frozen Eggs .....	0	1	20
	<hr/>		
Total....	6	11	62
	<hr/>		

The following statement shows the number of carcasses and organs surrendered in addition to the above :—

#### Carcases and Cause.

Bullocks .....	1	Cysticercus Bovis.
Bullocks .....	2	Tuberculosis.
Cows .....	4	Tuberculosis.
Heifers .....	1	Tuberculosis.
Calves .....	1	Tuberculosis.
Calves .....	2	Umbilical Ill.
Sheep.....	1	Dropsy and Emaciation.
Sheep.....	1	Septic Pneumonia.
Pigs .....	3	Tuberculosis.
Pigs .....	1	Dropsy and Emaciation.
Pigs .....	1	Erysipelas
Pigs .....	2	Cirrhosis and Dropsy.
Pigs .....	1	Pyæmia.

**Summary of Premises Inspected.**

Slaughter-houses, butchers' and provision shops, fish shops and meat factories	3960 visits.
Dairies and cowsheds	252 visits.

**Slaughter-houses.**

Ten slaughter-houses are at present occupied in the Borough.

These are very much overcrowded: a public abattoir is greatly needed.

Slaughter-houses are visited regularly as required by the Public Health (Meat) Regulations, 1924.

The total number of animals slaughtered in the Borough during the year :—

Beasts	2457
Sheep....	9380
Pigs	3399
Calves	284

In addition to the above, a large number of carcasses of pork and beef were brought into the Borough.

Yours faithfully,

**BERNARD ALLMAN, M.S.I.A.**

## Prevalence and Control over Infectious Diseases.

---

### **Scarlet Fever.**

There was a large incidence of this disease compared with the expected number of cases and in excess of any figure recorded during the last 14 years.

One death occurred in a child 9 years of age.

### **Diphtheria.**

The incidence of this disease was not in excess of the average number—45 cases. The type of the disease was however of a severity more marked than in previous years.

Three deaths from this disease occurred, one of these occurred in a boy of 4 years of age within one hour of his admission to hospital. This child suffered from an extremely malignant type of diphtheria.

The report on another page will shew the large amount of work which was done by the Laboratory in connection with diphtheria tests.

### **Epidemic Cerebro-spinal Meningitis.**

One case of this disease occurred during the year. This was a baby 14 months old who was admitted to the Fever Hospital from another Institution and died within 24 hours of admission.

Some notes in regard to the treatment of this disease were included in my last year's report.

**Public Health (Notification of Puerperal Fever and  
Puerperal Pyrexia) Regulations, 1926.**

These Regulations came into operation on 1st October, 1926. As well as laying down a new procedure for the notification of Puerperal Fever, these regulations make the condition therein defined as "Puerperal Pyrexia" also notifiable. This is defined as the occurrence of a temperature two degrees above normal within 21 days after child-birth or miscarriage, such temperature being sustained over a period of 24 hours or recurring during that period.

**Puerperal Fever.**

Five cases were notified of which one died on the 24th day of admission to Hospital. Another was an outside case treated in the County Institution which recovered. The other three notified cases recovered after treatment in the Mansfield and District Hospital.

**Puerperal Pyrexia.**

Seven notifications were received. All of these cases underwent hospital treatment. Two cases died and the other five made a complete recovery. In one of the fatal cases recovery from Puerperal Sepsis was complete, but the patient died from a pre-existing heart trouble.

## Tuberculosis.

Particulars of new cases and deaths from this disease in the Borough will be found below :—

Age Periods in years	New Cases.				Deaths.			
	Respiratoyr		Non- Respiratory		Respiratory		Non- Respiratory	
	M	F	M	F	M	F	M	F
0-1	—	—	—	—	—	—	—	—
1-5	—	—	2	2	—	—	—	1
5-15	1	—	3	4	1	—	—	—
15-25	3	5	1	2	4	5	—	—
25-35	1	8	—	1	1	—	—	1
35-45	1	—	—	—	2	2	—	—
45-55	4	1	—	—	—	2	—	1
55-65	—	—	2	—	2	1	1	—
65 and over	—	—	—	—	—	—	—	—
<b>Totals</b>	<b>10</b>	<b>14</b>	<b>8</b>	<b>9</b>	<b>10</b>	<b>10</b>	<b>1</b>	<b>3</b>

The occupation of persons dying of Tuberculosis is as follows :—

MALES.				FEMALES.			
Coal Miners	....	....	2	Housewives	....	....	6
Outfitters Salesman	....	....	1	Spinsters	....	....	4
Motor Lorry Driver	....	....	1	Factory Hand	....	....	1
Dental Surgeon	....	....	1	Polisher	....	....	1
Scavenger	....	....	1				
Gardener	....	....	1				
Factory Hand	....	....	1				
Window Cleaner	....	....	1				
Scholar	....	....	1				
No occupation	....	....	1				

96% of cases dying from Tuberculosis had previously been notified. Quite a number of the "not previously notified" tubercular cases die in hospitals or mental institutions, the disease being one of the determining causes of death, but having developed within the institutional period. Such cases are referred back to the last known place of residence, and consequently go to make up this group.

#### **Public Health (Prevention of Tuberculosis) Regulations, 1925.**

No action has been necessary in regard to tuberculous employees in the milk trade.

#### **Public Health Act, 1925, Section 62.**

Application of the powers of this Section in order to effect compulsory removal to hospital has not been required.

**VENEREAL DISEASES.**

---

The responsibility for carrying out treatment in this group of diseases rests with the County Council, who have established a Venereal Centre at West Hill House. The facilities provided for diagnosis, treatment and consultation are quite adequate. Cases known or suspected of suffering in this way are referred from my School Clinics and Welfare Centres, and every facility has been granted in regard to the diagnosis and treatment of such cases.





## Means of Prevention of Infectious Diseases.

### FOREST HOSPITAL REPORT.

The most important factor in the control of Infectious Disease is the Isolation Hospital. Our most potent weapons against the spread of Diphtheria are careful swabbing and examination of all suspicious sore throats and all contacts of actual cases, together with isolation of persons affected.

How our Hospital has met these requirements will be seen from the following Table :—

Years.	Population.	SCARLET FEVER.				DIPHTHERIA.				Total No. of patients treated.	Patient days.	Patients in Hospital: Daily Average.
		Total No. of cases notified.	Attack rate per 1000 population.	No. of cases admitted to Hospital.	Per Cent of total notifications.	Cases notified.	Attack rate per 1000 Population	Admission to Hospital.	Per Cent of Notifications.			
1917	41,868	80	1.9	55	68.7	60	1.4	35	58.3	110	4206	11.5
1918	42,698	47	1.1	44	93.6	37	0.8	30	81.0	95	4219	11.6
1919	43,528	52	1.1	47	90.4	54	1.2	37	68.5	95	3537	9.7
1920	44,358	77	1.7	63	81.8	54	1.2	39	72.2	130	4173	11.3
1921	45,190	257	5.7	171	66.5	33	0.7	27	81.8	212	7473	20.5
1922	46,020	109	2.3	82	75.2	34	0.7	30	88.2	154	6403	17.3
1923	46,850	106	2.2	96	90.6	43	0.9	39	90.7	158	7122	19.5
1924	47,680	139	2.9	128	92.1	56	1.1	51	91.0	214	8675	23.7
1925	47,000	101	2.1	96	95.0	31	0.6	28	90.3	134	5211	14.2
1926	47,270	62	1.3	57	91.9	18	0.3	18	100.0	101	3954	10.3
1927	48,140	65	1.3	64	98.4	19	0.4	19	100.0	99	4173	11.5
1928	47,550	44	0.9	42	95.4	20	0.4	18	90.0	75	3465	9.7
1929	47,130	163	3.4	157	96.3	42	0.8	41	97.6	212	9290	25.4
1930	47,130	169	3.5	163	96.4	34	0.7	34	100.0	223	8157	22.1
1931	46,290	93	2.0	90	96.7	23	0.4	22	95.6	154	6984	19.8
1932	46,180	106	2.2	102	96.2	51	1.1	51	100.0	182	7135	19.5
1933	46,100	144	3.1	134	93.0	128	2.7	126	98.4	182	10173	27.8
1934	46,200	237	5.1	224	94.5	45	0.9	44	97.7	296	11960	32.7

This Table refers to Mansfield cases only.

As well, 17 cases were treated at the request of the following Authorities :—

	Scarlet Fever	Diphtheria	Enteric Fever
Mansfield Woodhouse U.D.C.	3	3	1
Skegby R.D.C.....	1	8	—
Southwell R.D.C. ....	1	—	—

A complete tabulation of the work of the Hospital will be found below :—

	In Hospital 1st Jan., 1934	Admissions	Discharged	Died	Remaining in Hospital 31st Dec., 1934
Scarlet Fever ....	29	229	229	1	28
Diphtheria .....	10	55	57	3	5
Cerebro-spinal Fever .....	—	1	—	1	—
Erysipelas .....	—	2	2	—	—
Enteric Fever .....	—	2	2	—	—
For diagnosis .....	1	7	8	—	—
Totals .....	40	296	298	5	33

#### Average stay in Hospital.

Scarlet Fever Cases	....	41 days
Diphtheria Cases	....	32 days

**Cost of Food.**

The total food bills for the year amounted to £878 1s. 4d.

Total patient days	....	....	....	11,960
Total staff days	....	....	....	7,732
				<hr/>
Total....	....	....	....	19,692
				<hr/>

The daily average cost of food for patients and staff amounted to 10.7d.

**Deaths in Hospital.**

Five deaths occurred of which 3 were of Diphtheria, one of Scarlet Fever and one of Cerebro-spinal Meningitis.

The mortality in Diphtheria is practically always due to delay in diagnosis. No infectious disease is more amenable to treatment than Diphtheria provided the diagnosis is made sufficiently early.

**Return Cases.**

There were six return cases of Scarlet Fever. These followed return home of mild cases who had not presented any complications of the disease while in Hospital. It should always be borne in mind that other causative factors may be present.

## Bacteriological Laboratory.

Diphtheria swabs, material suspected of containing the tubercle bacillus, and certain other pathological specimens were examined in the Laboratory at the Public Health Office.

### Arrangements with Outside Authorities.

The Mansfield Municipal Laboratory is responsible for testing diphtheria swabs and the examination of sputum, &c., for the Urban District Council of Mansfield Woodhouse, the Rural District of Skegby, and the Urban District of Sutton-in-Ashfield.

The following Table will shew the work carried out by the Laboratory in connection with Mansfield cases :—

	Positive	Negative	Total
Diphtheria	208	1034	1242
T.B. Sputum	8	66	74
Ringworm	34	27	61
Cerebro-spinal Fever	—	1	1
Gonorrhoea	8	14	22
Enteric Fever	1	1	2
Sheep Scab	1	—	1
Miscellaneous	9	17	26
<b>Totals</b>	<b>269</b>	<b>1160</b>	<b>1429</b>

Outside cases were investigated as follows :—

Diphtheria	60	214	274
T.B. Sputum	8	11	19
<b>Totals</b>	<b>68</b>	<b>225</b>	<b>293</b>

## Maternity and Child Welfare.

The general scheme for provision of treatment for mothers and children was dealt with in detail in my previous reports.

### Births.

The following Table will shew the uncorrected number of births registered during the year :—

	Males	Females	Total
Residents ....	339	359	698
Non-Residents....	25	26	51
	<hr/>	<hr/>	<hr/>
Totals ....	364	385	749
	<hr/>	<hr/>	<hr/>

### Corrected Births.

	Males	Females	Total
Legitimate ....	340	359	699
Illegitimate ....	12	13	25
	<hr/>	<hr/>	<hr/>
Totals ....	352	372	724
	<hr/>	<hr/>	<hr/>

**Notification of Births.**

731 live births were notified during the year.

**Birth-Rate.**

General Birth-rate 15.6 per 1000 population.

Illegitimate Birth-rate 0.54 per 1000 population.

**Still-births.**

Thirty-eight cases of still-birth were notified. (The rate per 1,000 population is 0.82).

**Infantile Death-rate.**

64.9 per 1,000 births.

The total number of infant deaths during the year was 47 of which 17 were males and 30 females.

**Illegitimate Infantile Death-rate.**

120.0 per 1,000 illegitimate births.

**Attendances at Centres.**

The attendances at the afternoon clinics were as follows :—

	Numbers	Number of attending attendances
St. John Street Centre (100 Sessions)		
Infants ....	701	5077
Nursing Mothers ....	587	2830
Children, one to five years ....	457	1970
Ante-Natal (49 sessions) ....	214	607
Ultra Violet Ray (102 sessions)		
Infants ....	19	166
Children, one to five years....	47	904
Totals ....	2025	11554

## Pleasley Hill (50 Sessions)

Infants .....	76	940
Expectant Mothers .....	5	35
Nursing Mothers .....	71	486
Children, one to five years .....	72	453
	<hr/>	<hr/>
Totals .....	224	1914
	<hr/>	<hr/>

## Attendances at Medical Officer's Consultations.

Mansfield.  
(95 Sessions)

Infants .....	511
Children, one to five years....	477
Nursing Mothers .....	30
Ante-Natal (48 Sessions) .....	598
Ultra Violet Ray (9 Sessions)	
Infants .....	18
Children, one to five years .....	65
	<hr/>
Total .....	1699
	<hr/>

Pleasley Hill  
(46 Sessions)

Infants .....	113
Children, one to five years....	98
Nursing Mothers .....	64
Expectant Mothers....	6
	<hr/>
Total .....	281
	<hr/>

**Treatment Provided at Centres.**

	Numbers attending	Number of attendances
Infants, Ophthalmic Cases....	22	125
Infants, other cases....	165	566
Children, one to five years, Ophthalmic cases	29	142
Children, one to five years, other cases	119	547
Expectant Mothers....	1	3
Nursing Mothers	13	57
	<hr/>	<hr/>
Totals ....	349	1440
	<hr/>	<hr/>

**Feeding of Necessitous Mothers.**

Year	Mothers Attending	Dinners for Mothers	Dinners for Children	Total
1925	39	2491	1527	4017
1926	94	4298	1753	6051
1927	60	1971	883	2854
1928	277	3067	1265	4332
1929	57	2906	1490	4396
1930	61	3326	1058	4384
1931	79	3488	1016	4504
1932	76	3873	1233	5106
1933	63	3570	1230	4800
1934	68	3277	1067	4344



To the ladies of the Voluntary Committee who make the necessary arrangements for these meals we are under a great obligation.

The Caretaker who cooks these meals is very thorough and conscientious in the discharge of her duties.

### Health Visitor's Visits.

Visits paid by Health Visitor during the year were :—

Visits to Infants.....	.....	.....	.....	.....	2824
„ Children, one to five years .....	.....	.....	.....	.....	2826
„ Expectant Mothers .....	.....	.....	.....	.....	238
„ Special cases (Measles, Whooping Cough, etc.) .....	.....	.....	.....	.....	119
Investigation of Still-Births .....	.....	.....	.....	.....	37
Investigation of Infant Deaths.....	.....	.....	.....	.....	43
Visits to cases of Ophthalmia Neonatorum .....	.....	.....	.....	.....	42
Miscellaneous visits .....	.....	.....	.....	.....	95
Special Nursing Cases .....	.....	.....	.....	.....	77
					<hr/>
			Total .....	.....	6301
					<hr/>

### Delicate Children—Carburton Home.

We are fortunate in being able through the kindness of her Grace the Duchess of Portland to gain admission to the above Home for some of our worst cases of unhealthy children.

During the year 11 such cases were admitted to this Home and returned in a very improved state of health.

The treatment carried out is merely on the lines of good ventilation and fresh air, good food and well-guided care and attention. The results, however, are most remarkable, and I can testify to the fact that in this way many delicate children have successfully passed through the critical period of childhood and graduated from the delicate into the healthy classification.

### Venereal Diseases.

Several suspected cases were sent to the County Council's Clinic for diagnosis.

### Eye Cases.

Seventeen cases were referred to Mr. Reid for examination and necessary treatment.

### Ophthalmia Neonatorum.

Notified	Cases		Vision un-impaired	Vision impaired	Total Blindness	Deaths
	Treated					
	At Home	Inf. Wel. Centre				
3	1	2	3	—	—	—

**Throat Conditions—Deafness.**

A scheme for the prevention of deafness by the early treatment of the Ear, Nose and Throat Conditions under 5 years of age was submitted to the Health Committee and approved by them on the 4th July, 1933.

Arrangements have now been completed for carrying out this treatment by the Specialist in charge of the Ear, Nose and Throat department of the Mansfield and District Hospital, and the conditions of treatment are similar to those previously in operation for children of school age.

Under this scheme 22 cases were submitted to the Specialist Officer, and of these 21 were found to require operation. These operations were successfully carried out.

**Maternity Bed.**

Twenty-four cases were admitted to the bed retained for the use of complicated cases of pregnancy.

Cost of treatment of these cases amounted to £141 9s. 0d.

**Progress of Welfare Work.**

The following Table will give a comparative idea of the number of mothers and children availing themselves of advice at the Welfare Centres :—

Year				Attending	Attendances	
1915	....	....	....	162	....	1,110
1916	....	....	....	391	....	2,801
1917	....	....	....	514	....	4,713
1918	....	....	....	859	....	6,441
1919	....	....	....	934	....	5,263
1920	....	....	....	1,330	....	7,887
1921	....	....	....	1,663	....	11,410
1922	....	....	....	1,702	....	10,498
1923	....	....	....	1,873	....	10,946
1924	....	....	....	1,758	....	10,877
1925	....	....	....	1,919	....	10,322
1926	....	....	....	2,471	....	14,758
1927	....	....	....	2,249	....	14,479
1928	....	....	....	2,064	....	15,694
1929	....	....	....	2,037	....	17,001
1930	....	....	....	2,515	....	17,205
1931	....	....	....	2,704	....	20,493
1932	....	....	....	2,808	....	20,563
1933	....	....	....	2,683	....	18,530
1934	....	....	....	2,576	....	16,888

### Infantile Mortality.

The following Table will shew our relative position in regard to this figure :—

Year	132 Comparable Towns		
	England and Wales	(Population 20,000 to 50,000)	Mansfield
1920	80	80	104.6
1921	83	84	78.2
1922	77	75	61.5
1923	69	69	92.9
1924	75	71	82.1
1925	75	74	76.9
1926	70	67	89.1
1927	69	68	76.6
1928	65	60	82.9
1929	74	59	80.1
1930	60	55	67.1
1931	66	62	90.6
1932	65	58	70.8
1933	64	56	71.4
1934	59	53	64.9

The complete causes of infantile mortality are tabulated in Table IV.

#### **Analysis of 47 Infantile Deaths.**

##### **CONGENITAL CONDITIONS :—**

I find that in four cases congenital debility was present.

##### **PREMATURITY :—**

This was a factor in 17 cases.

#### ILLEGITIMACY :—

Three of these children were illegitimate—probably the survival rate of the unwanted child is lowered.

#### CHEST CONDITIONS :—

Pneumonia was responsible for ten deaths.

Bronchitis accounted for three deaths.

With reference to the question of prematurity I find that three of the 17 cases occurred in twin children. In one instance the child was born at the 6th month and only survived 5 hours. Three of the cases were born at the 7th month of gestation and only survived birth by 2 hours.

In one instance of prematurity, pregnancy had succeeded the birth of another child 9 months previously—this child only survived 7 hours.

I am inclined to think that a good many of these cases are due to circumstances of this kind, that is to say, pregnancies following too rapidly one after the other. The question of interference with the normal course of pregnancy cannot be overlooked in these cases.

#### HOUSING CONDITIONS :—

Overcrowding was not a factor in any of these cases. One death occurred in an old worn-out house, not overcrowded.

Twenty-one of these cases have been under observation and treatment at the Infant Welfare Centres, and in 11 cases the mother had attended the Ante-natal Clinic.

The following foods and nutritive preparations have been issued free of cost in necessitous cases through the Welfare Centre :—

	£	s.	d.
Dried Milk preparations to the value of	288	12	0
Viol	9	6	8
Cod Liver Oil Emulsion	3	18	0

As well, 53 expectant and nursing mothers have received :—

Pasteurised Milk to the value of      ....      £76 18 9

These are in addition to the 4,344 dinners served to expectant and nursing mothers as shewn in the table above.



## Light Clinic Report.

A detailed Report on the working of this Clinic appeared in my Annual Report for 1930.

This Clinic continues to be held twice weekly. Altogether 66 children received treatment throughout the year.

Gains in weight recorded have been out of proportion to the normal rate of increase. Parents are unanimous in their appreciation of the benefits resulting from the treatment and in the improved appetite and repose which health restoration has brought with it.

My observations confirm these parental opinions.

The largest number of cases treated were suffering from Rickets, Anaemia and Debility.

The following table gives the conditions treated together with the results of treatment :—

	Number of Cases	Cured or much improved	Stationary	No beneficial effect
Rickets .....	27	17	3	7
Anaemia .....	17	17	—	—
Debility .....	16	16	—	—
Bronchitis .....	2	2	—	—
Enlarged Glands (not T.B.) .....	1	1	—	—
Malnutrition .....	3	3	—	—



## Sale of Food and Drugs Act and the Milk and Cream Regulations.

The County Council are the Authority for the carrying out of the provisions of the above Acts.

By the courtesy of the Chief Analyst to the Nottinghamshire County Council I submit a report of the result of the analysis of articles of food taken within the Borough of Mansfield during the year :—

Articles.	Samples	Correct	Result.
Arrowroot, Powdered	1	1	Genuine
Blanc Mange Powder	1	1	,,
Beef Dripping	1	1	,,
Butter	4	4	,,
Cheese, Cheddar	1	1	,,
Cheese, Cheshire	1	1	,,
Cocconut, Desicated	1	1	,,
Coffee	1	1	,,
Cornflour	2	2	,,
Crab, tinned	1	1	,,
Custard Powder	2	2	,,
Flour, Self-Raising	1	1	,,
Gin	2	2	,,
Grape Fruit Crush	2	2	,,
Jam, Strawberry	1	1	,,
Lemon Cheese	1	1	,,
Margarine	1	1	,,
Milk	68	50	18 Adulterated

Articles.	Samp'les	Correct	Result.
Milk of Sulphur ....	1	1	Genuine
Olive Oil ....	1	1	"
Prunes ....	1	1	"
Potted Beef ....	1	1	"
Potted Meat ....	1	1	"
Polony ....	1	1	"
Rum ....	1	1	"
Salad Cream ....	1	1	"
Sauce ....	1	1	"
Sugar, Demerara....	1	1	"
Sponge Cakes ....	1	1	"
Sultanas ....	1	1	"
Vinegar, Malt ....	2	1	1 Adulterated
Whisky ....	2	3	Genuine

**Number of Informal Samples of Milk tested by Inspectors by  
" Gerber " Tester.**

	Correct	Incorrect	Total
Number of samples taken by Inspectors	174	17	191
Number of samples taken from Farms	—	—	—
Number submitted by Milk Vendors to the Inspectors	292	12	304
<b>Totals</b>	<b>466</b>	<b>29</b>	<b>495</b>

TABLE I.  
Vital Statistics of Whole District during 1934 and previous years.

Year	Population estimated to middle of each Year.	Births.		Total Deaths Registered in the District.		Net Deaths belonging to the District.			Rate per 1000 Net Births	
		corrected number	Net	Number	Rate	At all ages		Under 1 year of age.		
						Number	Rate			Number
1923	46,270	1028	1012	21.9	619	13.3	492	10.6	94	92.9
1924	46,760	977	962	20.5	594	12.7	461	9.8	78	82.1
1925	47,000	961	936	19.9	585	12.4	433	9.2	72	76.9
1926	47,270	901	875	18.5	576	12.1	487	10.3	78	89.1
1927	48,140	839	835	17.3	606	12.5	496	10.3	64	76.6
1928	47,550	807	808	17.0	611	12.8	457	9.6	67	82.9
1929	47,130	690	736	15.6	699	14.8	499	10.5	59	80.1
1930	47,130	800	774	16.4	600	12.7	444	9.4	52	67.1
1931	47,290	735	706	15.2	685	14.8	530	11.4	64	90.6
1932	46,180	698	692	14.9	611	13.2	468	10.1	49	70.8
1933	46,100	723	672	14.5	705	15.0	500	10.8	48	71.4
1934	46,200	749	724	15.6	616	13.3	452	9.7	47	64.9





Table III. CAUSES OF DEATH. (Civilians only.)

All ages		
CAUSES OF DEATH.	Males	Females
All causes	229	223
1 Typhoid & Paratyphoid Fevers		
2 Measles		1
3 Scarlet Fever		1
4 Whooping Cough	1	1
5 Diphtheria	1	2
6 Influenza	1	4
7 Encephalitis Lethargica		
8 Cerebro spinal fever		1
9 Tuberculosis of Respiratory System	11	9
10 Other Tuberculous Diseases		4
11 Syphilis	3	
12 General paralysis of the insane, tabes dorsalis	2	
13 Cancer, malignant disease...	24	17
14 Diabetes	7	4
15 Cerebral Haemorrhage, etc.	12	22
16 Heart Disease	39	47
17 Aneurysm	1	
18 Other circulatory diseases	9	6
19 Bronchitis	3	4
20 Pneumonia (all forms)	15	15
21 Other Respiratory Diseases	2	2
22 Peptic ulcer	6	2
23 Diarrhoea, etc., under 2 years	1	1
24 Appendicitis	1	2
25 Cirrhosis of Liver		
26 Other diseases of liver, etc.	2	1
27 Other digestive diseases	6	6
28 Acute & Chronic Nephritis	5	5
29 Puerperal Sepsis		7
30 Other puerperal causes		2
31 Congenital Debility Premature Birth, Malformation, etc.	13	18
32 Senility	9	11
33 Suicides	6	6
34 Other violence	16	6
35 Other defined diseases	28	15
36 Causes ill-defined or unknown	5	1
Special causes (included in 35 above)		
Small Pox		
Poliomyelitis		
Polioencephalitis...		1
Deaths of Infants under 1 year :		
Total	17	30
Legitimate	15	29
Illegitimate	2	1
Live Births		
Total	352	372
Legitimate	340	359
Illegitimate	12	13
Stillbirths		
Total	22	16
Legitimate	21	16
Illegitimate	1	
Population		46,200

**TABLE IV. Infant Mortality during the year 1934.**

Net Deaths from stated causes at various Ages under One Year of Age.

CAUSE OF DEATH.		Under 1 Week.	1-2 Weeks.	2-3 Weeks.	3-4 Weeks.	Total under 1 Month.	1-3 Months.	3-6 Months.	6-9 Months.	9-12 Months.	Total Deaths under One Year.
All Causes	Certified .. ..	20	3	2	1	26	6	3	4	3	42
	Uncertified .. ..	2			1	3		1	1		5
1	Measles .. ..										
2	Whooping Cough .. ..										
3	Diphtheria .. ..										
4	Influenza ... ..										
5	Erysipelas .. ..										
6	Tuberculous Meningitis .. ..										
7	Tuberculosis, Intest .. ..										
8	Other Tubercular Diseases .. ..										
9	Syphilis .. ..										
10	Rickets .. ..										
11	Meningitis ( <i>not Tuberculous</i> ) .. ..										
12	Convulsions .. ..	1				1	1	1	1		4
13	Bronchitis ... ..		1		1	2			1		3
14	Pneumonia (all forms) .. ..						4	1	3	2	10
15	Other Respiratory Diseases .. ..										
16	Gastritis .. ..										
17	Diarrhœa .. ..	1				1					1
18	Hernia, Intestinal Obstruction.. ..			1		1					1
19	Malformation .. ..										
20	Debility, Sclerema .. ..	3			1	4					4
21	Icterus .. ..	2		1		3					3
22	Premature Birth .. ..	14	2			16	1				17
23	Injury at Birth .. ..										
24	Disease of Umbilicus .. ..										
25	Atelectasis.. ..	1				1					1
26	Lack of Care .. ..										
27	Suffocation, inbed .. ..							1			1
28	Other Violence .. ..										
29	Other Causes.. ..							1		1	2

Table V.—BIRTH-RATES, DEATH-RATES AND ANALYSIS OF MORTALITY IN THE YEAR, 1934.

England and Wales, 121 County Boroughs and Great Towns, and 135 Smaller Towns.

(Provisional figures. The rates for England and Wales have been calculated on a population estimated to the middle of 1934, but those for London and the towns have been calculated on populations estimated to the middle of 1933.)

	RATE PER 1,000 POPULATION.		ANNUAL DEATH-RATE PER 1,000 POPULATION.										RATE PER 1,000 LIVE BIRTHS	
	Live Births	Still Births	All Causes.	Typhoid and Paratyphoid fevers.	Small-pox.	Measles.	Scarlet Fever.	Whooping Cough	Diphtheria.	Influenza.	Violence.	Diarrhoea and Enteritis (under 2 years.)	Total Deaths under One Year.	
England and Wales	14.8	0.62	11.8	0.00	0.00	0.09	0.02	0.05	0.10	0.14	0.54	5.5	59	
121 County Boroughs and Great Towns including London	14.7	0.66	11.8	0.00	0.00	0.12	0.02	0.06	0.11	0.12	0.47	7.4	63	
135 Smaller Towns (Estimated Resident Populations 25,000—50,000 Census 1931)	15.0	0.67	11.3	0.00	0.00	0.07	0.02	0.04	0.09	0.14	0.42	3.6	53	
London	13.2	0.50	11.9	0.00	0.00	0.20	0.02	0.07	0.11	0.12	0.56	12.6	67	
Mansfield	15.6	0.82	9.7	0.00	0.00	0.03	0.02	0.04	0.06	0.10	0.69	2.7	64.9	

The maternal mortality rates for England and Wales are as follows:

Puerperal Sepsis.	Total.	Others.	Total.
“ “ Total Births	1.95	2.45	4.41

Mansfield

Puerperal Sepsis.	Total.	Others.	Total.
“ “ Total Births	9.18	2.62	11.80

