

**[Report 1897] / Medical Officer of Health, Maidstone R.D.C.**

**Contributors**

Maidstone (England). Rural District Council.

**Publication/Creation**

1897

**Persistent URL**

<https://wellcomecollection.org/works/pfrrvwz8>

**License and attribution**

You have permission to make copies of this work under a Creative Commons, Attribution license.

This licence permits unrestricted use, distribution, and reproduction in any medium, provided the original author and source are credited. See the Legal Code for further information.

Image source should be attributed as specified in the full catalogue record. If no source is given the image should be attributed to Wellcome Collection.



Wellcome Collection  
183 Euston Road  
London NW1 2BE UK  
T +44 (0)20 7611 8722  
E [library@wellcomecollection.org](mailto:library@wellcomecollection.org)  
<https://wellcomecollection.org>

# ANNUAL REPORT ON THE HEALTH

OF THE

## Maidstone Rural Sanitary District

### IN 1897.

CENSUS, 1881.		CENSUS, 1891.	
Number of Acres.....	34,670	Number of Acres.....	34,670
Inhabited Houses .....	3,204	Inhabited Houses .....	3,275
Population.....	15,492	Population.....	15,907

The **Population** of the Maidstone Rural District was estimated by the method adopted by the Registrar-General to be **16,172** at the middle of 1897, showing an increase of 43 since the middle of 1896.

The Registered Births numbered 375, including 208 of males and 167 of females, and giving a **Birth-rate** of **23.1**, as against 28.2 in 1896 and 26.7 in 1895.

Two hundred and eighty-seven deaths were returned, which included 160 of males and 127 of females.

These deaths included two of non-resident hop-pickers and 76 of inmates of the Union Workhouse, 53 of whom were resident outside the District.

The **Death-rate** was **14.4** per 1,000, as against 16.4 in the previous year.

The **Infant Mortality**, *i.e.*, the number of deaths of infants under one year of age per each 1,000 registered births was **122**, as against 116 in 1896 and 139 in 1895.

Of the total 287 deaths 32 were caused by one or other of the seven principal Zymotic Diseases, *viz.*, one by Scarlet Fever, 6 by Diphtheria, 10 by Enteric Fever, 4 by Whooping-cough, and 11 by Diarrhœa.

The **Zymotic Death-rate** was **1.8** as against 2.4 in 1896.

During the year 1897 the birth-rate throughout England and Wales was 29.7, the general death-rate 17.4, and the zymotic death-rate 2.15 per 1,000 of population. The rate of mortality among infants under one year of age to 1,000 registered births was 156.

### Notifiable Diseases.

Under the provisions of the Infectious Disease (Notification) Act, 1889, 152 cases were reported.


These included 21 of Scarlet Fever, 71 of Diphtheria, 53 of Enteric Fever, and 7 of Erysipelas.

**Scarlet Fever.**—Of the 21 cases reported one occurred in Bearsted, 3 in Boughton Monchelsea, 3 in East Farleigh, 4 in West Farleigh, 1 in Hunton, and 9 in Yalding. One case proved fatal in West Farleigh in January, that of a boy aged 2 years.

The following are the age-periods at which the cases and one death occurred :—

1—5 years.	5—15 years.	15—25 years.	25—65 years.	
2	14	3	2	= 21 cases.
1				= 1 death.

No cases were reported during the months of February, April, June and August.



**Diphtheria.**—This disease was very prevalent during 1897, 71 cases having been reported (of which 34 occurred at the Workhouse Schools, Linton), with six deaths at the following age-periods:—

1—5 years.	5—15 years.	15—25 years.	25—65 years.	
9	42	14	6	= 71 cases.
3	3			= 6 deaths.

The case mortality from the disease was 8.4 per cent. and the Diphtheria death-rate 0.3 per 1,000 of population. The cases were distributed throughout the year thus:—

January .....	11	July .....	3
February .....	2	August .....	2
March .....	1	September .....	6
April .....	0	October .....	23
May .....	4	November .....	10
June .....	3	December .....	6
	—		—
	21		50 = 71 cases.

The cases, other than those occurring at the Workhouse Schools, were contributed by the following parishes:—Barming 1, Boughton Monchelsea 3, East Farleigh 4, Hunton 2, Linton 1, Loose 10, Marden 13, Teston 1, and Yalding 2.

One of the cases at Yalding and the case at Teston were among hop-pickers. The latter (a little boy, aged 7 years) was removed to the Temporary Isolation Hospital at Coxheath, where he was treated from September 10th to September 23rd.

Of the six deaths two (brothers, aged respectively 12 months and 4½ years) occurred at Marden in January, two (brother and sister, aged 2 and 10 years) at Loose in May, one at Linton in October, and one at the Workhouse Schools, also in October.

The notifications of the first cases at the Workhouse Schools were received on October 17th, 20 being reported during that month, 10 during November, and 4 during December.

Many of the cases at these schools were of a serious character, but it is satisfactory to record that out of the whole 34 only one died, and this satisfactory result is, I think, largely due to the use of anti-toxin, which was freely administered in the early stages by the Medical Officer of Health (Dr. Jones).

I visited the schools on several occasions, and examined bacteriologically swabs from the throats of 18 of the cases with a view of determining when the affected children might with safety again be allowed to mix with others.

The Committee at once caused enquiries to be made into the sanitary condition of the schools, and although no very serious defects were found, it was thought desirable to relay portions of the drains.

Inspection and flushing chambers have been put in, the closets improved, and the accommodation increased, and the sanitary arrangements generally overhauled.


I made a special report on this outbreak in October to the Local Government Board.

**Enteric Fever.**—Fifty-three cases of Enteric Fever were notified during the year, forty-five of which were associated with the Maidstone Epidemic.

As far as this district is concerned the epidemic may be said to have lasted from the beginning of September to the end of November, the first notifications having been received on September 4th, and the last on November 20th.

The age-periods of cases and deaths throughout the year were as follows:—

1—5 years.	5—15 years.	15—25 years.	25—65 years.	
7	16	23	7	= 53 cases.
1	2	6	1	= 10 deaths.



The eight cases which did *not* form part of the large outbreak occurred as follows :—Two cases in May at Marden (one fatal, aged 2 years) ; one case in June at Loose ; one case in July at Marden ; four cases in December at the Workhouse Schools.

During the epidemic the cases were reported as below :—

	No. of Cases.	Parish.
1st Week—Aug. 29th to Sept. 4th ..	1	Barming.
2nd Week—Sept. 5th to Sept. 11th ...	0	
3rd Week—Sept. 12th to Sept. 18th...	2	Barming.
4th Week—Sept. 19th to Sept. 25th ..	10	Barming.
	4	East Farleigh.
	1	Hunton.
	1	Teston.
	1	Yalding.
5th Week—Sept. 26th to Oct. 2nd ...	4	Barming.
	1	East Farleigh.
	1	Hunton.
6th Week—Oct. 3rd to Oct. 9th .....	1	Barming.
	6	East Farleigh.
	1	Loose.
7th Week—Oct. 10th to Oct. 16th .....	1	Barming.
	2	Loose.
	1	Yalding.
8th Week—Oct. 17th to Oct. 23rd.....	1	Barming.
	2	East Farleigh.
9th Week—Oct. 24th to Oct. 30th ...	1	Barming.
10th Week—Oct. 31st to Nov. 6th .....	1	West Farleigh.
11th Week—Nov 7th to Nov. 13th .....	0	
12th Week—Nov. 14th to Nov. 20th ..	1	Barming.
	1	East Farleigh.
	—	
	45	

Summary :—

Barming .....	22
East Farleigh .....	14
West Farleigh .....	1
Loose .....	3
Yalding .....	2
Hunton .....	2
Teston ..	1
Total.....	45 cases.


With the exception of two, all the cases at Barming and East Farleigh occurred at houses where the Maidstone Water Company's Farleigh supply was laid on (*i.e.*, the mixed supply from Tutsham, Church Spring and Ewell Manor), and one of these cases was known to have drunk water from several different sources.

Of the three cases notified from Loose two were children who attended school at Tovil, and went to a relative's house to take their mid-day meal, with which they drank the Maidstone Company's water. The remaining case at Loose and the cases at Yalding, Hunton and Teston were all among persons who had been visiting or had been at service in Maidstone, and had there drunk water from the public supply. There was, therefore, one case only which could not be traced to water.

The case at West Farleigh occurred towards the end of the Epidemic, being notified as *typhoid ambulans* on November 4th, at Mill Cottages.

These cottages were directly supplied from the Tutsham springs, until this source was cut off on September 22nd, after which the occupiers carried water from the Tutsham-in-Orchard spring.

No other cases occurred at these cottages, nor in any other part of West Farleigh.



Seven deaths occurred among these 45 epidemic cases, giving a case-mortality of 15.5 per cent. during the Epidemic (18.8 per cent. throughout the year).

Three of the deaths occurred at Barming; two at the Temporary Hospital, Coxheath, one having been removed from East Earleigh, and one from Loose; one in the Workhouse, removed from Barming, and one at East Farleigh.

Two other deaths from Typhoid Fever occur in the returns for the District as occurring in the Workhouse, but one of these was from the Borough of Maidstone, and the other was a casual, not coming from the Rural District.

Two Visiting Nurses were engaged from September 24th to the end of the Epidemic to daily visit those cases at Barming and East Farleigh needing attention, which remained at their own homes.

Seven cases were admitted to the Temporary Isolation Hospital at Coxheath between September 24th and October 5th, and two nurses were also engaged there.

The Public Room, Barming, was placed at the disposal of the Rural District Council by the Vicar of Barming (the Trustee) and fitted up ready to receive patients by the 25th of September, but fortunately it was not found necessary to remove any cases; it was kept in readiness till the Epidemic was found to be abating.

Special arrangements were made for the removal and disposal of excreta where necessary.

Details of the Epidemic and means adopted from time to time to stay the spread of the disease were laid before your Council in reports, dated September 22nd, October 19th, November 16th, and December 14th.

Arrangements for the fitting up of the Temporary Hospital, at Coxheath, and the Public Room, Barming, and many other duties, were efficiently and quickly carried out under the supervision of Mr. Stallard, who spared no pains in promptly dealing with any matter requiring his attention throughout the Epidemic.

The water supply from the Tutsham springs was cut off on September 22nd, and that from the Church (or Railway) springs on October 6th.

The water mains and reservoir were disinfected on October 21st and 22nd.

Mr. Ware, the Water Company's Manager, has on all occasions promptly and courteously replied to all communications I have had occasion to make, and has afforded me every facility for taking water samples and inspecting the sources of water supply.

About 30 visits of inspection were made by me from the beginning of September to the middle of December, viz., to the houses affected, the hospital and the springs.

**Erysipelas.**—Seven cases were reported, viz., 1 at West Farleigh, 2 at Marden, 1 at Nettlestead, and 3 at Yalding. One ended fatally, that of a male, aged 71 years, at Yalding, in September.

## Non-notifiable Diseases.

**Whooping-cough** caused the deaths of 4 children, 1 at Bearsted in July, aged 6 months; 1 at Yalding in September, aged 13 months; 1 at Marden (the child of a hop-picker) in September, aged 3 years, and the fourth at Barming in December, an infant aged 7 weeks.

**Diarrhœa** caused 11 deaths throughout the year, 1 in February at Marden, 1 in April at Barming, 1 in July at Loose; 4 in August—1 at Bearsted, 1 at Loose, and 2 at Yalding; 4 in September—2 at Hunton, 1 at Yalding, and 1 at the Workhouse.


The deaths were at the following age-periods:—

0—1 year.	1—5 years.	15—25 years.	25—65 years.	65 years upwards.	
4	2	1	1	3	= 11 deaths.

**Influenza.**—Four deaths were ascribed to this disease—2 at Hunton, 1 in January and 1 in March; 1 at Yalding in January, and 1 at Marden in April.

**Drainage.**—I have had occasion to report on the unsatisfactory condition of the cesspools at Bearsted and to recommend the sewerage of the more central and populous part of the village.





Your Surveyor is now engaged in preparing a gravitation scheme, and a deputation consisting of Messrs. Fletcher, Perrin, Hoar, Stallard and myself attended at the Local Government Board, on December 1st, to consult on certain details of the scheme.

**Water Supply.**—Numerous complaints were received during the summer of the scarcity of water at Staplehurst, more especially in the newer parts of the village, towards the Railway Station.

I carefully investigated these complaints and reported to your Council on September 22nd, and a committee was formed to decide on the best means of providing a better supply.

**Isolation.**—I reported to the Council in June last that whatever was done in respect to an Isolation Hospital in the future, it was absolutely necessary that some provision should be at once commenced for the infectious cases, which always occur during hop-picking, and an order was made for three wood and iron buildings to be commenced at once, each having a capacity of nearly 2,000 cubic feet.

These were completed and ready for the reception of patients when I inspected them on August 11th.

**Insanitary Houses.**—On June 14th I reported on a house known as Dean's Lodge, at East Farleigh, as being unfit for habitation and in a dangerous condition. It has since been pulled down and re-built in a substantial manner.

I also reported on three houses at Staplehurst (May 29th) likewise unfit for habitation.

**Schools closed.**—The Otham School was closed from May 19th to June 4th on account of the prevalence of mumps among the scholars, and the National School, Bearsted, from July 10th to July 24th on account of whooping-cough.

Mr. Stallard's Report on work done during the year, the Vital Statistics and customary Tables and Returns required by the Local Government Board are appended.

I have the honour to be, Gentlemen,

Your obedient Servant,

JAMES SCOTT TEW.

March 28th, 1898.



TABLE I.

The number of Deaths from all causes and from the seven principal Zymotic Diseases with their Death-rates; the principal causes of Death, and the Infant Mortality in the Maidstone Rural District in each Quarter of 1897.

Quarters.	Deaths Total.	Death-rate per 1,000.	Deaths from 7 principal Zymotic Diseases	Zymotic Death-rate.	Small-pox.	Scarlet Fever.	Diphtheria.	Membranous Croup.	Euteric Fever.	Puerperal Fever.	Erysipelas.	Measles.	Whooping-cough.	Diarrhoea.	Phthisis.	Bronchitis, Pneumonia, Pleurisy.	Heart Disease.	Influenza.	Injuries.	All other Diseases.	Deaths of Infants under 1 year per 1,000 Births.
1st	65	12.1	4	0.9	...	1	2	...	...	...	...	...	...	1	3	10	8	3	...	37	106
2nd	68	15.0	4	0.9	...	...	2	...	1	...	...	...	...	1	10	5	10	1	...	38	130
3rd	86	17.3	15	3.7	...	...	1	...	2	...	1	...	3	9	10	4	9	...	1	46	158
4th	68	13.3	9	1.7	...	...	1	...	7	...	...	...	1	...	5	7	8	...	1	38	93
Totals	287	14.4	32	1.8	...	1	6	...	10	...	1	...	4	11	28	26	35	4	2	159	122

TABLE II.

Zymotic Diseases.	1887	1888	1889	1890	1891	1892	1893	1894	1895	1896	Average of 10 years.	1897
SMALL-POX .....	...	...	...	...	...	...	...	...	...	...	0.0	0
SCARLET FEVER .....	...	...	1	1	...	1	2	3	...	1	0.9	1
DIPHTHERIA .....	2	...	1	4	2	2	10	2	8	6	3.7	6
FEVERS .....	2	...	1	1	1	...	2	1	...	1	0.9	10
MEASLES .....	2	...	7	1	...	5	3	3	...	16	3.7	0
WHOOPING-COUGH .....	...	13	6	6	3	...	3	13	1	9	5.4	4
DIARRHOEA .....	3	3	7	6	1	4	8	2	17	6	5.7	11
TOTAL ZYMOTICS .....	9	16	23	19	7	12	28	24	26	39	20.3	32
OTHER ZYMOTICS .....	4	2	2	5	5	23	7	5	16	6	7.5	5
TOTALS .....	13	18	25	24	12	35	35	29	42	45	27.8	37

TABLE III.

The more populous Parishes in the Maidstone Rural District ranged in order of their Death-rates; the total Deaths, Deaths from the seven principal Zymotic Diseases, and the Zymotic Death-rate for the year 1897.

Parishes.	Census Population 1891.	Total Deaths.	Death Rate per 1000.	Deaths from 7 principal Zymotic Diseases.	Zymotic Death Rate.
STAPLEHURST .....	1818	14	7.8	0	0.0
HUNTON .....	934	11	11.3	2	2.0
LINTON .....	990	10	11.4	1	0.9
LOOSE .....	1501	29	14.0	4	4.0
BOUGHTON MONCHELSEA .....	1117	15	14.1	0	0.0
YALDING .....	2595	28	14.2	4	1.9
MARDEN .....	2350	32	15.6	4	1.6
BEARSTED .....	645	11	16.2	2	2.9
EAST FARLEIGH .....	1611	24	17.5	1	1.2
NETTLESTEAD .....	514	10	20.0	0	0.0
BARMING .....	704	14	21.5	5	5.6





TABLE OF DEATHS during the Year 1897, in the Maidstone Rural Sanitary District, classified according to Diseases, Ages, and Localities.

NAMES OF LOCALITIES adopted for the purpose of these Statistics - Public Institutions being shown as separate localities.	MORTALITY FROM ALL CAUSES AT SUBDIVIDED AGES-						MORTALITY FROM STRAINED CAUSES, DISTINGUISHING DEATHS OF CHILDREN UNDER FIVE YEARS OF AGE.																												
	At all ages.	Under 1 year.	Under 1 and under 5.	5 and under 15.	15 and under 25.	25 and under 65.	65 and upwards.	1	2	3	4	5	6	7	8	9	10	11	12	13	14	15	16	17	18	19	20	21	22						
																														Scarlatina.	Diphtheria.	Membranous Croup.	Typhus.	Eruetic Typhoid.	Continued Fevers.
East and West Barming	14	2	1	3	2	4	2																1							1	3				
Beatrix	11	2	1	1	2	5																										2	11		
Boughton Monchelee	15	4	1		4	6																											2	15	
East Farleigh	24	10	1		5	7																											6	10	
West Farleigh	8		3	1		2																											8	11	
Keston	11	4			1	3																												11	14
Linton	10	1	1	2	1	3																												10	13
Loose	20	5	1	3	1	4	6																											20	25
Marden	32	6	5	1	1	11	8																											32	41
Nettlestead	10	1	1			4																												10	14
Otham	4				1	3																												4	7
Staplehurst	14	4			2	8																												14	18
Totes	6	2			2	2																												6	8
Yalding	28	4	3		11	10																												28	37
Workhouse	76	1	1	2	4	31	37																											76	103
Hospital Tests	2				1	1																												2	3
Hep-pickers	2				1	1																												2	3
Totals	257	46	19	13	14	92	103																											257	322







**ANNUAL**

**REPORT ON THE HEALTH**

**OF THE**

**MAIDSTONE RURAL DISTRICT**

**18**

**1897,**

**BY**

**JAMES SCOTT TEW, M.D., D.P.H.,**

**Medical Officer of Health.**

---

**MAIDSTONE:**

**W. F. DOMINSON, PRINTER, HIGH STREET.**

**1898.**