

[Report 1916] / School Medical Officer of Health, Maidenhead Borough.

Contributors

Maidenhead (England). Borough Council.

Publication/Creation

1916

Persistent URL

<https://wellcomecollection.org/works/x3queman>

License and attribution

You have permission to make copies of this work under a Creative Commons, Attribution license.

This licence permits unrestricted use, distribution, and reproduction in any medium, provided the original author and source are credited. See the Legal Code for further information.

Image source should be attributed as specified in the full catalogue record. If no source is given the image should be attributed to Wellcome Collection.




Wellcome Collection
183 Euston Road
London NW1 2BE UK
T +44 (0)20 7611 8722
E library@wellcomecollection.org
<https://wellcomecollection.org>

Maidenhead
Education Committee.



MEDICAL INSPECTION OF SCHOOL
CHILDREN.




NINTH ANNUAL REPORT

OF

School Medical Officer

1916.



Digitized by the Internet Archive
in 2017 with funding from
Wellcome Library

<https://archive.org/details/b29779881>

TO THE CHAIRMAN AND MEMBERS
—OF THE—
EDUCATION COMMITTEE
—OF THE—
BOROUGH OF MAIDENHEAD.

LADIES AND GENTLEMEN,

In submitting to you the Ninth Annual Report of the School Medical Officer for the year ended 31st December, 1916, I take the opportunity of expressing my sincere thanks to the School Teachers, the School Attendance Officer, and the School Nurse for the valuable assistance which they have given me in carrying out the routine inspection at school and also in the several other branches of work which arise from it.

In former years it has been my custom to discuss separately the various conditions discovered in the course of these inspections, but now, owing to the exigences of war-time, I shall confine my remarks to a few general observations.

Approximately the same number of scholars were examined in the schools as in previous years, the grand total (including special cases) being 840. The various groups and classes to which these examinees belong, and the numbers inspected in each department at each school is shown in Table A, which also gives the corresponding figures for 1915.

In 53 instances a scholar due for inspection was absent for illness or some other cause, and in 7 cases the parents sent notice of their objection to the child being examined. The attendance of parents at these inspections was somewhat better than in previous years (62.9% as against 53.4%) the greater proportion appear with the young children of the "entrant" or five year old group and comparatively few with fourth or "leaver" group, whose ages are 12 years or over.

The next table (Table B) indicates the general physical and hygienic condition of the children examined. In the main, the percentages are similar to those recorded in previous years, but one or two exceptions are worthy of remark. It will be noticed for instance those marked as of "poor" nutrition, only amounted to 2.6% of total examined, while the corresponding figures for 1915 and the previous years were roughly double. Bad boots and insufficient clothing were somewhat more common, but there is a distinct improvement in the figure for ragged and dirty clothing.

Some improvement is also noticed in regard to nits and vermin in the hair as compared with the previous year, but as the worst cases are generally tidied up in anticipation of inspection the figures give a better rather than a worse complexion to the real state of affairs. The same remarks also apply to the cleanliness of the clothing and body.

With regard to physical defects which are set out in Table C, there is a diminution in the numbers suffering from excessive enlargement of the tonsils

and the presence of adenoids which obstruct the breathing passages, and this is largely accounted for by the number who have been surgically treated in previous years, either through the school clinic or privately at the Ray Mead Children's Hospital and elsewhere. The same is noticeable among those who have defective eyesight (6/18 or less in one or both eyes) and in direct relation with this observation, it should be noted that the proportion of scholars wearing glasses is correspondingly increased. Other defects do not call for any special remarks as they have already been discussed in the preceding reports. (See especially Report for 1914, pp 16-20.

The record of past illnesses, measles, whooping cough, etc., is given in Table D. This also has been frequently commented upon in the reports, and need not be further elaborated, as the figures are much the same from year to year, viz., 80% have had measles, 45% whooping cough, 25% to 30% chickenpox, 5-6% scarlet fever, diphtheria, and the same for other illness added together.

The various ailments which have affected school attendance during each month of the past year are recorded in the following list :—

JANUARY ... Influenza.

FEBRUARY. Coughs, Colds, and several cases of Whooping Cough.

MARCH..... Coughs and Colds. In the Infants' Schools Measles and Whooping Cough.

APRIL Measles. Three Infant departments closed.

MAY.....	Very little sickness.
JUNE	Sickness and Sore Throats.
JULY.....	Very little sickness.
SEPTEMBER.	Sore Throats.
OCTOBER...	Sore Throats, Colds, and Diarrhoea.
NOVEMBER.	Coughs and Colds.
DECEMBER.	Influenza and Swollen Glands.

The weekly Inspection Clinic for examination of scholars, whose fitness to attend school is in question, or who are under observation was open every Friday during school terms. The total number of cases dealt with amounted to 174, and the total attendances 492. The various ailments which they suffered from and other particulars are shown in Table E.

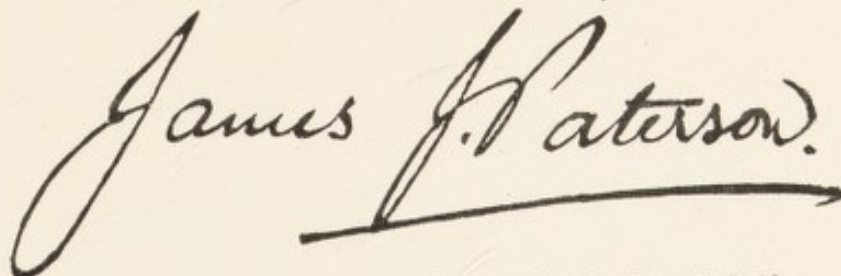
The practical results of school medical inspection in regard to the more important defects are detailed in Table F which shows the nature of defect, the number of cases, and where treatment was obtained. At the end of 1915 there were 28 cases outstanding, and of these, 8 were treated during 1916, 3 left the district, and the remaining 17, either refused treatment or are still outstanding. Of the 103 cases in 1916, where printed notices were given calling attention to defects, 72 were treated up to end of March, 1917, in 10 cases no definite information as to result of the notice could be obtained, and 21 had either refused treatment or were waiting for a more favourable opportunity. In this connection it is much to be regretted that the services of the School Nurse were temporarily dispensed with

during the early part of the year, the more so as that action completely upset the arrangements for regular attendance at the treatment clinic and for systematic following up. Later on, a further difficulty in the way of securing treatment arose from the fact that several of the members of the staff of the Cottage Hospital, who were chiefly concerned with the treatment of school children, had entered on military service, so that it was not always possible to conduct the clinic on days appointed.

As in previous years, advantage has been taken of local charities, particularly the Mayor's fund, to assist deserving persons in the purchasing of spectacles, surgical boots and similar requirements, and also in supplying milk to be given at school to certain poorly nourished or weakly children.

Reviewing the year's work as a whole, it may be described as distinctly satisfactory, considering the difficulties one has to contend with in war-time, and the fact that the annual grant from the Board of Education, in respect of School Medical Service, for the past year amounted to £47 18s. 4d., the highest yet received, shows that steady progress is being made.

I am,
Ladies and Gentlemen,
Yours faithfully,

A handwritten signature in dark ink, reading "James J. Paterson." The signature is written in a cursive style with a long, sweeping underline that extends to the right.

School Medical Officer.



APPENDIX.



TABLE A.

Record of Inspections during 1916.

SCHOOL.	Department	Place of Inspection.	Age Group	No. of Scholars			Absentees	Objections	Parents, etc. Present.	Special Cases.
				Boys	Girls	Total				
Albert Street C.E.	Infants	Classroom	I.	9	7	16	2	—	12	1
Bray C.E.	"	"	II.	4	4	8	2	—	7	1
"	Infants	"	I.	9	6	15	1	—	10	3
"	Girls	"	II.	—	17	17	2	—	13	3
Boyn Hill C.E.	Infants	"	IV.	—	5	5	—	—	2	—
"	Girls	"	I.	40	31	71	5	—	60	12
"	Girls	Teacher's room	II.	27	4	31	1	—	25	—
"	Boys	"	II.	—	46	46	—	—	37	6
"	Boys	"	IV.	—	43	43	3	—	25	—
"	Boys	"	II.	18	—	18	1	—	13	3
"	Boys	"	IV.	41	—	41	1	—	4	—
Church of England (East Street)	Infants	Classroom	I.	49	43	92	7	1	53	2
"	Girls	"	II.	6	6	12	1	—	8	—
"	Girls	"	II.	—	25	25	1	—	13	—
"	Boys	"	IV.	—	28	28	2	—	15	—
"	Boys	"	II.	43	—	43	5	1	21	—
"	"	"	IV.	37	—	37	3	1	9	—

Council (King Street)	Infants	Spare room	I.	8	13	21	7	20	5	
	"	"	II.	5	4	9	—	8	5	
(Gordon Road)	Girls	Teacher's room	II.	—	31	31	—	26	5	
	"	"	IV.	—	37	37	2	27	5	
"	Boys	"	II.	15	—	15	—	9	6	
"	"	"	IV.	43	—	43	—	31	6	
St. Mary's R.C.	Infants	Cloak room	I.	21	16	37	4	23	2	
	"	"	II.	9	5	14	3	7	2	
	Mixed	"	II.	9	7	16	—	8	4	
	"	"	IV.	9	11	20	—	2	4	
Totals			1916	402	389	791	53	7	498	49
			1915	406	422	828	41	14	460	48

SUMMARY.

Odd ages are included in the main groups.

	4 yrs.	5 yrs.	6 yrs.	7 yrs.	8 yrs.	9 yrs.	10 yrs.	11 yrs.	12 yrs.	13 yrs.	14 yrs.	Total.
Boys ...	—	118	15	3	136	—	—	—	130	—	—	402
Girls ...	—	97	16	3	147	1	—	1	121	3	—	389
Totals	—	215	31	6	283	1	—	1	251	3	—	791

TABLE B.
Physical and Hygienic Conditions.

SCHOOL.	Department	Age Group.	Number Inspected.	Nutrition.			Clothing and Footwear.			Condition of Head.				Condition of Body.					
				Good.	Average.	Below Average.	Poor.	Insufficient.	Ragged or Dirty.	Bad boots.	Clean.	Nits.	Vermineous.	Clean.	Nits.	Vermineous.	Clean.	Dirty.	Vermineous.
Albert Street C.E. Bray C.E. " " Boyn Hill C.E. " " " " " " " " " " Church of England (East Street) " " " " " " " "	Infants	I.	16	6	9	1	—	—	—	1	8	1	—	6	1	—	16	—	—
	"	II.	8	2	5	1	—	—	—	1	3	1	—	4	—	—	8	—	—
	Infants	I.	15	2	11	2	—	—	—	—	8	1	—	6	—	—	15	—	—
	Girls	II.	17	8	6	2	1	—	—	—	—	—	—	11	6	—	16	1	—
	"	IV.	5	3	2	—	—	—	—	—	—	—	—	4	1	—	5	—	—
	Infants	I.	71	25	34	9	3	3	1	3	31	9	—	20	11	1	70	—	1
	"	II.	31	12	16	3	—	1	1	2	25	2	—	1	3	—	30	—	1
	Girls	II.	46	19	19	7	1	—	1	2	—	—	—	28	18	—	45	—	1
	"	IV.	43	16	22	4	1	—	1	—	—	—	—	25	18	—	42	—	1
	Boys	II.	18	6	7	3	2	1	1	2	14	4	—	—	—	—	18	—	—
	"	IV.	41	6	25	10	—	—	—	3	5	32	9	1	—	—	40	—	1
	Infants	I.	92	37	40	11	4	3	3	13	38	11	—	30	13	—	88	1	3
Girls	II.	12	3	8	—	1	—	—	1	2	6	—	—	3	3	—	11	—	1
"	II.	25	4	11	8	2	—	—	—	2	—	—	—	14	11	—	24	—	1
"	IV.	28	5	13	9	1	—	—	—	6	—	—	—	9	19	—	26	1	1
"	II.	43	11	24	6	2	3	3	7	38	5	—	—	—	—	—	40	2	1
"	IV.	37	14	17	6	—	—	—	5	34	3	—	—	—	—	—	36	—	1

Council (King Street)	Infants	I.	21	8	10	3	—	1	—	—	7	1	—	10	2	—	21	—	—
"	"	II.	9	3	4	2	—	—	—	—	5	—	—	4	—	—	9	—	—
(Gordon Road)	Girls	II.	31	10	17	4	—	—	—	—	—	—	—	21	10	—	30	—	1
"	"	IV.	37	17	14	5	1	—	—	—	—	—	—	26	10	1	37	—	—
"	Boys	II.	15	5	5	5	—	—	—	—	14	1	—	—	—	—	15	—	—
"	"	IV.	43	14	22	5	2	—	—	—	39	4	—	—	—	—	43	—	—
St. Mary's R.C.	Infants	I.	37	13	22	2	—	3	—	—	14	5	—	9	7	—	35	—	2
"	"	II.	14	4	8	2	—	1	—	—	7	2	1	1	2	2	11	1	2
"	Mixed	II.	16	5	8	3	—	—	—	—	2	2	—	2	5	—	16	—	—
"	"	IV.	20	6	8	6	—	—	—	—	7	2	—	6	5	—	19	—	1
Totals		791	264	387	119	21	16	19	69	337	63	2	240	145	4	766	6	19
Percentages 1916	...			33.4	48.9	15.0	2.6	2.0	2.4	8.7	83.8	15.7	0.5	61.6	37.3	1.0	96.8	0.8	2.4
"	1915	...		32.5	46.4	15.2	5.9	1.4	3.6	6.4	80.8	17.2	1.5	56.2	40.8	3.0	96.1	2.3	1.6

TABLE C.
Physical and Other Defects.

SCHOOL.	Departments.	Age Group.	Total number inspected.	Teeth all sound.	Four or more decayed.	One or both tonsils enlarged.	Adenoids present.	Disease or defect of Nose.	Habitual Mouth-breathing.	Enlarged Glands in Neck.	External Eye disease.	Defective Eye-sight (6/18 or less)	Wearing glasses.	Ear disease.	Defective Hearing.	Defective Speech.	Heart Affections.	Lung Affections.	Mentally dull.	Other diseases or defects.
Albert Street C.E.	Infants	I.	16	1	10	4	—	—	—	—	—	—	—	—	—	—	—	1	—	—
Bray C.E.	"	II.	8	2	5	3	—	—	—	2	—	—	—	—	—	—	—	—	—	1a
"	Infants	I.	15	1	12	1	1	—	—	—	—	—	—	—	—	1	—	—	1	1b
"	"	II.	17	—	11	2	—	—	1	—	—	—	—	—	—	—	—	—	—	—
Boyn Hill C.E.	Girls	IV.	5	—	1	—	1	1	1	1	—	—	—	—	—	1*	—	—	—	—
"	Infants	I.	71	10	48	16	5	—	3	6	2	1†	—	1	1	3†	1	1	—	8c
"	"	II.	31	5	17	4	2	—	5	4	—	2	1	—	—	2	3	—	4	4d
"	Girls	II.	46	8	21	14	2	3	5	2	2	4	4	1	1	4	1	—	2	—
"	"	IV.	43	9	5	4	2	1	1	—	1	2	3	2	1	2	—	—	—	1e
"	Boys	II.	18	1	12	1	1	2	1	1	—	—	—	—	—	—	—	—	—	2f
"	"	IV.	41	5	12	6	1	3	4	2	1	2	—	2	2	2	—	—	—	3g
"	"	I.	92	11	43	18	3	2	4	2	2	1†	1	4	2	6	—	1	1	1h
Church of England (East Street)	Infants	II.	12	3	3	4	—	—	—	—	—	—	—	—	—	—	—	—	—	—
"	Girls	II.	25	2	15	7	2	—	1	2	—	—	1	—	1	1	—	1	—	2i
"	"	IV.	28	4	8	8	2	1	3	—	—	4	1	2	1	1	1	1	—	3j
"	Boys	II.	43	1	23	6	—	—	1	—	2	3	—	—	1	1	—	—	—	6k
"	"	IV.	37	5	6	3	1	—	—	—	2	2	—	—	1	1	—	2	3	2l

Council (King Street)	Infants	I.	21	2	12	7	—	—	—	—	—	3	—	—	—	—	1	—	—	—	—	1m
"	"Girls	II.	9	—	6	2	—	—	—	—	—	—	—	—	—	—	—	—	—	—	1n	
(Gordon Road)		II.	31	1	19	6	—	—	—	—	—	—	—	—	—	—	—	—	—	—	1o	
"	"Boys	IV.	37	12	7	5	—	—	—	—	—	—	—	—	—	—	—	—	—	—	1p	
"	"	II.	15	1	10	4	—	—	—	—	—	—	—	—	—	—	—	—	—	—	2q	
"	"	IV.	43	10	8	6	—	—	—	—	—	—	—	—	—	—	—	—	—	—	1r	
St. Mary's R.C.	Infants	I.	37	7	15	9	—	—	—	—	—	—	—	—	—	—	—	—	—	—	4s	
"	"	II.	14	—	9	4	—	—	—	—	—	—	—	—	—	—	—	—	—	—	—	
"	"Mixed	II.	16	2	8	3	—	—	—	—	—	—	—	—	—	—	—	—	—	—	—	
"	"	IV.	20	4	—	3	—	—	—	—	—	—	—	—	—	—	—	—	—	—	—	
Totals			791	107	350	130	34	16	46	38	17	33	18	14	12	33	7	8	16	46		
Percentages, 1916				13.5	44.2	16.3	4.3	2.0	5.9	4.8	2.1	4.2	2.3	1.7	1.5	4.2	.75	1.0	2.0	5.9		
"				16.8	43.5	19.8	6.8	2.7	5.4	15.1	2.4	5.1	1.4	1.3	1.7	3.6	.8	1.2	1.2	4.7		

† "Thick Speech," due to enlarged Tonsils.

‡ Squint.

a 1—Rickets.

b 1—Infantile Paralysis.

c 1—Worms. 1—Impetigo. 1—Enuresis. 1—Infantile Paralysis. 3—Rickets. 1—Tuberculous Glands in Neck.

d 1—Rickets. 1—Ringworm of Scalp. 1—Rupture. 1—Harelip and Cleft Palate. e 1—Deformity left hip.

f 1—Eczema. 1—Depressed Sternum. g 1—Very Emotional. 1—Rickets. 1—Alopecia. h 1—Harelip.

i 1—Rickets. 1—Cleft Palate. j 1—Impetigo. 1—Minor Epilepsy. 1—Club Foot. k 2—Rickets.

l 1—Enuresis. 1—Tuberculous Glands. 1—Enuresis. 1—Hydrocele. l 1—Rupture. 1—Rickets.

m 1—Deformed Foot. n 1—Rickets. o 1—Eczema. p 1—Psoriasis. 1—Rheumatism. q 1—Very Emotional.

1—Rickets. r 1—Slight Spinal Curvature. s 2—Rickets. 1—Enuresis. 1—Rupture.

* Indistinct Articulation.

TABLE D.

Record of past illnesses.

SCHOOL.	Department.	Age Group.	Number recorded.	No Illness.	Measles.	Whooping Cough.	Chicken Pox.	Scarlet Fever.	Diphtheria.	Affections of Lungs.	Mumps.	Croup.	Jaundice.	Rheumatism.	Chorea (St. Vitus' Dance)	Tonsillitis and Sore Throat.	Ringworm.	Other Diseases.
Albert Street C.E. ...	Infants	I.	14	3	9	4	2	—	—	1	—	—	—	—	—	—	—	1a
Bray C.E. " ...	"	II.	8	—	8	8	1	—	—	1	1	—	—	—	—	—	—	1b
"	"	I.	15	1	7	7	4	1	—	—	—	—	—	—	—	—	—	1c
"	Girls	II.	17	1	15	7	—	—	2	—	1	—	—	—	—	—	—	1d
Boyn Hill C.E. ...	Infants	IV.	5	—	4	1	1	—	—	1	—	—	—	—	—	—	—	3e
"	"	I.	64	10	44	24	16	2	—	2	1	1	1	1	—	1	—	2f
"	Girls	II.	31	1	29	19	7	—	—	—	—	—	—	—	—	—	—	2g
"	"	II.	37	1	35	20	15	1	2	—	2	—	—	—	—	—	—	4h
"	Boys	IV.	41	—	37	24	16	1	1	—	1	—	1	—	—	—	2	3i
"	"	II.	16	—	16	13	4	—	—	1	—	—	—	—	—	—	1	3j
"	"	IV.	40	2	36	21	11	6	4	4	—	—	1	—	—	—	—	5k
Church of England (East Street)	Infants	I.	79	8	53	30	15	6	1	8	1	1	—	—	—	—	—	1l
"	Girls	II.	11	—	10	7	4	1	—	3	—	—	—	—	—	—	—	1m
"	"	II.	25	2	22	14	4	1	2	—	1	—	—	—	—	—	—	3n
"	Boys	IV.	26	—	23	13	7	4	2	4	—	—	1	—	1	—	—	2o
"	"	II.	37	1	36	13	13	4	—	—	2	1	—	—	—	—	—	1p
"	"	IV.	36	1	33	23	9	5	3	5	—	—	—	—	—	—	—	—

TABLE E.
Cases dealt with at Inspection Clinic, 1916.

SCHOOL.	Department.	Number of Scholars examined.	Abscesses, Sores, etc.	Chicken Pox.	Deformities.	Ear disease.	Rye disease.	Eye-sight defective.	Glands Swollen.	Itch (Scabies)	Ringworm of Scalp.	Ringworm of Skin.	Skin Diseases	Sore Throat, Tonsils, etc.	Teeth (decayed).	Vermineous Heads, etc.	No definite Disease or Defect.	Other Defects and Diseases.
Albert Street C.E.	Infants	3	—	—	—	—	—	—	—	—	2	—	—	1	1	—	—	—
Bray C.E. ...	Mixed	6	—	—	1	—	1	1	—	—	—	—	1	1	—	—	1	—
Boyn Hill C.E.	Infants	25	6	—	3	—	1	—	—	4	6	1	1	—	—	1	2	—
"	Girls	6	—	—	—	—	2	—	—	—	—	—	—	—	1	—	1	3a
"	Boys	17	2	—	—	—	—	—	1	5	3	—	—	3	—	—	1	—
Church of England	Infants	37	9	4	1	1	—	—	1	2	4	4	2	—	1	8	1	—
(East Street)	Girls	14	2	—	1	1	1	3	—	3	—	—	—	—	—	—	—	—
"	Boys	28	7	1	1	—	—	2	1	2	1	2	2	1	—	3	—	3b
Council (King Street)	Infants	5	2	—	—	—	—	—	—	—	1	—	—	—	—	1	—	1c
(Gordon Road)	Girls	7	—	—	1	—	—	—	—	1	1	—	—	2	—	1	—	—
"	Boys	7	1	—	—	—	—	—	—	2	—	—	—	1	1	—	—	1d
St. Mary's R.C.	Infants	6	—	—	—	1	2	—	—	—	—	—	—	—	2	—	—	—
"	Mixed	13	1	1	1	1	1	—	—	—	1	—	—	—	2	2	3	2e
Totals 1916 ...	—	174	30	6	2	4	9	8	3	19	21	10	6	9	8	16	10	10
" 1915 ...	—	160	30	6	—	9	7	8	—	7	29	8	—	6	4	29	7	24

a 2—Anæmia. 1—Alopecia. *b* 1—Ozæna. 1—Rupture. 1—Enuresis.
c 1—Debility. *d* 1—Nasal Polypi. *e* 2—Injuries.

TABLE F.

Showing results of "Notice of Defect"
given to parents.

Nature of Defect.	Cases occurring in 1916 and treated up to end of March, 1917.								Cases outstanding from 1915 and treated up to end of March, 1917.				
	Number of Notices given.	Where Treated.						Cases Treated.	Cases not Treated.	Treated by own Doctor.	At Cottage Hospital.	Left District.	
		Cases Treated.	Cases not Treated.	No record (left school, &c.)	Own Doctor.	Clinic at Cottage Hospital.	Ray Mead Children's Hospital.						London Hospitals.
Adenoids and Tonsils	36	27	4	5	1	17	9	—	1	9	—	1	
Deafness	2	2	—	—	1	2	—	—	—	—	—	—	
Ear Disease	5	4	—	1	1	3	—	—	—	2	—	1	
Eye Disease (external)	1	1	—	—	—	—	1	—	—	—	—	—	
Eyesight Defective	23	18	5	—	2	14	1	1	4	2	1	3	
Eyesight Re-examination	12	9	3	—	—	8	—	—	—	—	—	—	
Nasal Polypi, etc.	6	3	3	—	—	1	2	—	—	—	—	—	
Teeth Decayed	13	4	5	4	—	4	—	—	2	4	—	2	
Other	5	4	1	—	1	—	2	1	—	—	—	—	
Totals for 1916	103	72	21	10	5	49	15	3	8	17	1	7	
" 1915	94	66	18	10	3	58	2	2	—	—	—	—	

