

[Report 1944] / Medical Officer of Health, Lytham St Annes Borough.

Contributors

Lytham St. Anne's (England). Borough Council.

Publication/Creation

1944

Persistent URL

<https://wellcomecollection.org/works/h5efc4am>

License and attribution

You have permission to make copies of this work under a Creative Commons, Attribution license.

This licence permits unrestricted use, distribution, and reproduction in any medium, provided the original author and source are credited. See the Legal Code for further information.

Image source should be attributed as specified in the full catalogue record. If no source is given the image should be attributed to Wellcome Collection.



Wellcome Collection
183 Euston Road
London NW1 2BE UK
T +44 (0)20 7611 8722
E library@wellcomecollection.org
<https://wellcomecollection.org>

HEALTH
A 19 NOV 1945
Q.R. 25

LIBRARY

BOROUGH OF LYTHAM ST. ANNES.

R E P O R T
O F T H E

A C T I N G M E D I C A L O F F I C E R O F H E A L T H

F O R T H E Y E A R 1 9 4 4

B Y

J A M E S M A I R , M . B . , D . P . H .



Public Offices,
Clifton Drive South,
LYTHAM ST. ANNES.

.....

.....

.....

.....

Public Offices,
Clifton Drive South,
LYTHAM ST. ANNES.

To the Mayor, Aldermen and Councillors of the Borough
of Lytham St. Annes.

Ladies and Gentlemen,

I have the honour to present herewith
for your information and consideration my Report upon the
Health and Sanitary circumstances of the Borough during 1944.

In presenting this, my last report, I
must express my gratitude to the members of the Department for
their loyal co-operation and assistance without which the
work could not have been carried on; and to my colleagues for
much valuable advice - always willingly given.


I have also to thank the members of the
Council for the courtesy which they have invariably extended to
me.

And finally my thanks are due to the ladies
who voluntarily help in the work of the St. Annes and Lytham Welfare
Centres; their assistance is invaluable and greatly appreciated.

I am,
Ladies and Gentlemen,
Your obedient Servant,

JAMES MAIR, M.B., D.P.H.

ACTING MEDICAL OFFICER OF HEALTH.



GENERAL STATISTICS.

Area				5,802 acres.
Population (Census 1931)				25,760
" (Midsummer 1944, estimated by Registrar General).....				30,350
Number of Inhabited Houses (Census 1931).....				6,300
" " " " (Rate book end of 1944).....				8,098
Rateable Value				£345,387
Produce of a Penny Rate				£1,420
Live Births:	Males	Females		
Legitimate	212)	176)		
Illegitimate	15) 227	10) 186	...	413
Birth Rate (Live births per 1,000 of the estimated population).....				13.6
Still Births:	Males 8	Females 6	14
Still Births: Rate per 1,000 total (live and still) births				32
Number of deaths: Males 198 Females 254....				452
Death Rate				14.8
Corrected Death Rate. (See x below)				
Deaths from Puerperal causes				1
Rate per 1,000 total births:				
Sepsis 2.34		Other maternal causes	Nil
Deaths of Infants under one year of age:				
Legitimate.. 19		Illegitimate.....		2
Death Rate of Infants under one year of age Per 1,000 live births.....				50
Legitimate infants per 1,000 Legitimate live births.....				48
Illegitimate infants per 1,000 Illegitimate live births.....				80
Deaths from Pulmonary Tuberculosis (9).. Rate.....				0.29
" from other Tuberculous Disease(4) "				0.13
" from Scarlet Fever (1).....				0.03
" from Diphtheria....(0).....				0.00
" from Measles.....(0).....				0.00
" from Whooping Cough (0).....				0.00
" from Diarrhoea (under 2 years) (0) "				0.00
" from Cancer(63).....				2.07

x As the comparability factor is not now issued by the Registrar General, the "corrected" death rate cannot be given.

THE HISTORY OF THE

.....

.....

.....

.....

.....

.....

.....

.....

.....

.....

.....

.....

.....

.....

.....

.....

.....

.....

.....

.....

.....

.....

.....

.....

.....

.....

.....

.....

.....

.....

.....

.....

.....

.....

.....

CAUSES OF DEATH IN LYTHAM ST. ANNES BOROUGH, 1944

Causes of Death			Male	Female
(Civilians only)	All causes.	Total	198	254
1.	Typhoid and Paratyphoid Fevers.....		-	-
2.	Cerebro-spinal Fever.....		-	-
3.	Scarlet Fever.....		-	1
4.	Whooping Cough		-	-
5.	Diphtheria		-	-
6.	Tuberculosis of Respiratory System.....		7	2
7.	Other Forms of Tuberculosis.....		3	1
8.	Syphilitic Disease.....		-	1
9.	Influenza		2	1
10.	Measles		-	-
11.	Acute Poliomyelitis and Polioencephalitis.		-	-
12.	Acute Infectious Encephalitis.....		-	1
13M.	Cancer of Buccal Cavity and Oesophagus(males only).		5	-
13F.	Cancer of Uterus.....(females only)....		-	3
14.	Cancer of Stomach and Duodenum.....		2	6
15.	Cancer of Breast.....		-	8
16.	Cancer of all other sites		16	23
17.	Diabetes		2	1
18.	Intracranial Vascular Lesions		26	49
19.	Heart Disease		65	87
20.	Other diseases of Circulatory System.....		3	4
21.	Bronchitis		10	11
22.	Pneumonia		7	4
23.	Other Respiratory Disease.....		3	1
24.	Ulceration of the Stomach and Duodenum....		2	-
25.	Diarrhoea (under 2 years of age).....		-	-
26.	Appendicitis		-	1
27.	Other Digestive Diseases		-	6
28.	Nephritis		9	7
29.	Puerperal and Post-abortive Sepsis.....		-	1
30.	Other Maternal Causes		-	-
31.	Premature Birth		7	3
32.	Congenital Malformations, Birth, Injury, Infantile disease.....		3	2
33.	Suicide		2	-
34.	Road Traffic Accidents		1	2
35.	Other Violent Causes		3	4
36.	All other causes		19	23


Statistics of the Area1. Population.

The Registrar General estimates the population at the middle of 1944 at 30,350; 50 more than in the previous year and 4,590 more than the census proper.

2. Births

413 live births - 227 male and 186 female are credited by the Registrar General to the Borough. This is 63 more than in the previous year and the birth rate is 13.6 per 1000 which is 4.5 per 1000 above the mean rate for the preceding five years; but 4.0 below the rate for England and Wales and 7.3 below that for the 148 Smaller Towns.

There were 25 illegitimate births - 15 male and 10 female - representing 6.0 per cent of the total live births and an illegitimate birth rate of 0.8 per 1000 of the population. The corresponding figures for 1943 were 5.1 per cent and 0.6 per 1000.



Still Births

There were 14 still births - 8 male and .6 female during the year as compared with 16 during the previous year. This represents 3.2 per cent of the total births and a still-birth rate of 0.46 per 1000 of the population.

Deaths.

The number of resident deaths which occurred during the year was 452, of which 198 were males and 254 females. This gives a crude death rate of 14.8 per 1000 which is 1.3 per 1000 below the mean death rate for the previous five years and 5.2 above the rate for England and Wales, and 2.4 above that for the 148 smaller towns.

Corrected death rate. This cannot be given as the comparability factor is not now issued by the Registrar General.

SANITARY CIRCUMSTANCES OF THE AREA.1. Water Supply.

Water is supplied by the Fylde Water Board and at no time during the year was there any shortage. All houses in the Borough are supplied direct from the main; some of the hotels and boarding houses are also provided with storage cisterns which supply basins etc.

All water is treated by mechanical filtration, lime water is added to prevent any plumbo solvent action and the water is afterwards chlorinated.

No samples have been taken locally but the water board regularly submit samples to bacteriological analysis. Nine samples taken during the year showed that raw water from the Hodder Works contained an average of 40 coliform bacilli per m.l., after filtration, but before filtration the number was reduced to 3 per m.l. Samples from the Barnacre Works showed that raw water gave an average of 37 per m.l. and filtered water 0.8 per m.l.

2. Drainage and Sewerage.

There have been no alterations or extensions during the year.

3. Rivers and Streams.

The only stream in the district is the Liggard Brook which flows into the Ribble Estuary and is largely fed by ditches which drain the moss on the landward side of the town. Some of the latter are occasionally subject to pollution from the overflow from cesspools of neighbouring farms.

4. Closet Accommodation.


Excrement disposal is almost entirely by water carriage and there are in the Borough approximately 11,875 water closets and 31 waste water closets. At the end of the year there were in use 16 privies and 53 pail closets all belonging to houses where no sewer was available.

5. Removal of House Refuse.

The removal and disposal of house refuse have been carried out on the same lines as in former years. Shortage of staff has given rise to some difficulty in the removal; every effort is being made to empty dustbins as frequently as possible, but in present conditions a certain amount of delay is unavoidable.

6. Sanitary Inspections.

During the year 1458 premises were visited and 427 defects or Nuisances were discovered of which 402 had been remedied at the end of the year; all after informal notice. It has not been necessary to serve any statutory notices.



SUPERVISION OF FOOD.(a). Milk Supply.1. Cowsheds and Dairies.

At the end of the year there were 27 cowkeepers on the register and the approximate total number of cows in milk was 450. The number of retail purveyors on the register was 36 of whom four had their premises outside the Borough.

Many of the dairies require considerable structural alterations or alterations to bring them up to the standard of the order and practically all require to be equipped with adequate facilities for sterilising utensils. These defects should be remedied as soon as circumstances permit.

2. Graded Milks.

One licence for bottling and six licences for the sale of "Tuberculin Tested" milk, one for bottling of "Accredited Milk" and one for the sale of "Pasteurised" milk were issued by the Council during the year.

(b). Meat Supply1. Meat

All animals slaughtered for food in the Borough are slaughtered at the Public Abattoir, St. Annes. The Abattoir is under the control of the Minister of Food, but a Sanitary Inspector is present at the time of slaughtering and inspects all meat. During the year 19 tons 19 cwts were condemned mainly on account of tuberculosis, in addition 167 lbs of frozen meat was condemned on account of bone taint.

2. Other Foods.

All food shops are regularly inspected and during the year some 194 lbs of fish, 292 tinned foods and a number of other foodstuffs, e.g. fowls, eggs, butter and bacon, were condemned.

PREVALENCE OF AND CONTROL OVER DISEASE.(a). Notifiable Diseases.1. Scarlet Fever.

During the year 64 cases of Scarlet Fever were notified among civilians and 3 in non-civilians; the corresponding figures for 1943 were 83 and 3.

The age and sex distribution of the civilian cases are set out in the following table:-

	1-5 Years	5-10 Years	10-15 Years	15-25 Years	25-45 Years	45 years and over	Total
Males	7	9	1	-	-	-	17
Females	4	28	11	1	3	-	47
Total	11	37	12	1	3	-	64

The disease was on the whole, mild, but there was one fatal case - a girl aged 9 years - giving a case mortality of 1.6 per cent.

There were two return cases i.e. the secondary case developed within one month of the discharge of the primary case from hospital or isolation.

Two cases occurred in each of five households and nine cases - three boarders and nine day scholars - occurred among children attending a private school.

2. Diphtheria.

During the year 19 cases of diphtheria were notified but further observation showed that six of these were not diphtheria so that the net number of cases was 13 as compared with nine in the previous year.

1861 33

The age and sex distribution are given below :-

	1-10 Years.	10-15 Years	15-25 Years	25-45 Years.	45 years and over.	Total.
Males	5	-	-	1	-	6
Females	2	-	2	2	1	7
Total	7	-	2	3	1	13

There were no deaths and the case mortality is therefore "Nil". Six of the cases occurred in a Children's Home in the beginning of the year. The first case became ill on the 10th January and the source of infection could not be traced. The first of the remaining five cases became ill on the 19th February and the last on the 7th March. In these cases the infection appeared to have been derived from a boy admitted to the home on the 17th February. It was discovered that this boy had been in contact with his sister who had diphtheria and that he himself had been a "carrier" but that as a recent swab had been negative he was considered free from infection and was sent to the Home. It would however seem at least probable that there had been a recrudescence of the carrier condition and that he was the source of infection.

These six children were all said to have been immunised and in all the attack was mild; so far as could be ascertained none of the other cases had been immunised.

Immunisation.

Immunisation has been carried out on the same lines as in former years and during the year 216 children were immunised as compared with 617 in the previous year. The age and sex distribution is set out below.

Under 1 year	1-2 Yrs.	2-3 Yrs	3-4 Yrs.	4-5 Yrs.	5-10 Yrs.	10-15 Yrs.	Total
7	138	19	10	8	20	14	216

It is regretted that there has been a decline in the numbers and it is to be hoped that the intensive propaganda which has been carried out will result in a considerable increase.

The immunising agent used was Alum Precipitated Toxoid; in no case was there any reaction worth mentioning.

DIPHTHERIA ANTITOXIN.

Diphtheria antitoxin is available to medical practitioners free of charge and can be obtained from the Public Health Office or, when the office is closed, at either of the Police Stations in the Borough.

3. Enteric Fever.

Four cases of Enteric Fever - two in each of two households - were notified during the year. The two households were attacked about the same time but so far as could be ascertained they had nothing in common and the source of infection of the original cases was not discovered. All four cases recovered.

4. Cerebro-spinal Fever.

Five cases of cerebro-spinal meningitis were notified but observation at the isolation hospital satisfied the hospital that two of these were probably heat stroke and not cerebro-spinal meningitis. All five cases made a complete recovery.

5. Puerperal Pyrexia.

Eight cases were notified, six of which were due to sepsis, one to Bacilluria and one to breast trouble; one of the sepsis cases proved fatal.

107

188 14

6. Measles.

162 cases of measles were notified as compared with 184 in the previous year. The disease was mild and there were no deaths.

The age and sex distribution are set out below:-

	Under 1 yr.	1-3 Yrs.	3-5 Yrs.	5-10 Yrs.	10-15 Yrs.	15-25 Yrs.	25-45 Yrs.	45 & Over	Total
Males.	5	24	19	28	-	-	1	-	77
Females.	7	25	12	32	2	3	2	2	85
Total	12	49	31	60	2	3	3	2	162

7. Whooping Cough.

There was a considerable decrease in the prevalence of whooping cough during the year; 42 cases being notified against 99 in the previous year.

The age and sex distribution are set out below :-

	Under 1 yr.	1-3 Yrs	3-5 Yrs	5-10 Yrs	10-15 Yrs	15-25 Yrs	25-45 Yrs	Total
Males.	-	7	8	2	-	-	-	17
Females.	2	11	6	5	1	-	-	25
Total	2	18	14	7	1	-	-	42

8. Tuberculosis

The following table sets out the number of new cases notified and the deaths during 1944.


New Cases and Mortality during 1944.

Age periods Years.	New Cases				Deaths.			
	Respiratory		Non-Respiratory		Respiratory.		Non-Resp.	
	M	F	M	F	M	F	M	F
1 to 5 years	-	-	-	1	-	-	-	1
5 to 10 "	-	-	1	1	-	-	-	-
10 " 15 "	-	-	-	-	-	-	-	-
15 " 20 "	1	1	-	-	-	1	-	-
20 " 25 "	1	4	-	-	-	-	-	-
25 " 35 "	3	6	-	1	-	-	-	-
35 " 45 "	5	3	-	-	1	-	1	-
45 " 55 "	6	2	-	-	5	-	-	-
55 " 65 "	2	-	1	-	1	-	1	-
65 & upwards	1	-	-	-	1	-	1	-
	19	16	2	3	8	1	3	1
	35		5		9		4	

There has been an increase in the number of cases of Tuberculosis notified - 40 compared with 26- and the number of deaths is more than double those in 1943 - 13 against 6. The mortality rate is 0.42 per 1000, compared with 0.2 in the previous year.

Influenza

Influenza is not notifiable and information as to its prevalence is mainly derived from the death returns. During the year 3 deaths - 2 male and 1 female - seven less than in 1943, were registered as being due to influenza.



Cancer

There has been a decline in the number of deaths from cancer. 63 deaths - 23 males and 40 females - were registered as being due to this disease, and the death rate is 2.07 per 1000. The corresponding figures for 1943 were: 76 deaths - 23 males & 53 females - and a rate of 2.51 per 1000.

MATERNITY AND CHILD WELFARE.Maternal Mortality.

There was one maternal death, that of a woman aged 21 years who developed acute sepsis following abortion about the third month of pregnancy.

Maternity Services.

The arrangements made with the two local voluntary hospitals for the admission of maternity cases remained in operation and during the year 82 cases were admitted to the Lytham and 96 to the St. Annes War Memorial Hospitals. Both hospitals were at times overcrowded to such an extent as to give rise to some anxiety and unless the change to peace time conditions leads to a reduction in the numbers seeking admission, additional accommodation must be provided.

Ante-natal Clinic.

An ante-natal clinic is held once a month at those Hospitals at which cases referred to the Consulting Obstetrician by private practitioners are seen by him. During the year 52 women attended these clinics.

Infant Mortality.

The local registrars returns show that 21 infants - 13 male and 8 female - died within twelve months of their birth, as compared with 15 in the previous year.

Of these 21 infants, 14 survived their birth for less than one week and with one exception - that of a newborn infant who was strangled - these children all died from premature birth or some congenital defect.

Health Visiting.

This has been carried out on the same lines as in former years, and during the year the Health Visitors paid 291 first and 1145 total visits to children under one year of age, and 1246 visits to children aged between one and five years. They also paid 105 first and 247 visits to expectant mothers.

Infant Welfare Centres.

The two infant Welfare Centres continued to be held at the Public Offices, St. Annes and the Lytham Baths on Tuesday and Thursday afternoons respectively.

The attendances at the Centres are set out below:-

Total attendances of children under 1 year of age....	2810
" " " " "between 1 & 5 years...	1732

Total number of children who have attended for the first time and who at the date of their first attendance were:

Under 1 year of age	339
Over 1 year of age	85

Total number of children who attended during the year and who at the end of the year were :-

Under 1 year of age	273
Over 1 year of age	425

Faint, illegible text at the top of the page, possibly a header or introductory paragraph.

Faint, illegible section header or title.

Faint, illegible text block.

Faint, illegible text block.

Faint, illegible text block.

Faint, illegible text block.

Faint, illegible text block.

Faint, illegible text block.

Faint, illegible text block.

Faint, illegible text block.

Faint, illegible text at the bottom of the page.

Ophthalmia Neonatorum.

No case was notified during the year.

Child Life Protection.

This work has continued on the same lines as in former years, At the end of the year there were on the register eight Foster parents and 56 children, 50 of whom were being maintained in four residential nurseries. All the premises were visited regularly and the children always found well cared for.

In no instance was it necessary to take any action.

