

[Report 1885] / Medical Officer of Health, Liverpool City.

Contributors

Liverpool (England). City Council.

Publication/Creation

1885

Persistent URL

<https://wellcomecollection.org/works/hkaxx8zz>

License and attribution

You have permission to make copies of this work under a Creative Commons, Attribution license.

This licence permits unrestricted use, distribution, and reproduction in any medium, provided the original author and source are credited. See the Legal Code for further information.

Image source should be attributed as specified in the full catalogue record. If no source is given the image should be attributed to Wellcome Collection.



Wellcome Collection
183 Euston Road
London NW1 2BE UK
T +44 (0)20 7611 8722
E library@wellcomecollection.org
<https://wellcomecollection.org>


REPORT
OF THE
HEALTH OF LIVERPOOL,

DURING THE YEAR 1885,

WITH MAP, SHOWING THE LOCALITIES OF THE FATAL PREVALENCE
OF FEVER.

BY J. STOPFORD TAYLOR, M.D.,

Medical Officer of Health for the City and Port.



LIVERPOOL:

A. RUSSELL, SON & BAYLEY, PRINTERS, 30, MOORFIELDS.

1886.

REPORT

OF THE

HEALTH OF LIVERPOOL

DURING THE YEAR 1844

WITH A VIEW TO THE PREVENTION OF THE SPREAD OF
THE DISEASE

BY J. STOPFORD TAYLOR, M.D.

Medical Officer of Health for the City and Port

LIVERPOOL


PRINTED FOR A. WALTON, PRINTER, 21, ROBERTS STREET

1845

INDEX.

—o—

	PAGE
Death-rate of the City, 1885	5
Death-rate from the year 1841.. .. .	5
Reduction of Death-rate and Comparison with Manchester	6
Value of Human Life Saved according to Dr. Farr.. .. .	6—7
Zymotic Diseases	7—12, and 19—41
Smallpox	8—11 and 40
Fever	12 and 19—26
Tables of Births and Deaths	13—15
Population, Births and Deaths in 31 Large Towns	16
Infantile Mortality	17
Ages at Death and Classes of Disease.. .. .	18
Tables of Zymotic Diseases	19—41
Tubercular Diseases	42—43
Meteorological Table	43
Returns of Infectious Sickness in Parish Workhouse Hospital	44—46
Return of Persons in Receipt of Relief in the Parish	46
Privies Certified for Conversion into Water Closets	47
Offensive Trades	47
Sanitary Amendment Act, 1864	48
Houses Erected and Houses Taken Down during 1885	48
Insanitary Property Acquired and Demolished	49
Lodging-Houses, Sub-let Houses, and Bakehouses	49—51
Licenses for Cattle	51
Contagious Diseases (Animals) Act, 1878	51—52
Dairies, Cowsheds, and Milkshops Order	52
Veterinary Inspector's Report	53—54
Proceedings under the Contagious Diseases (Animals) Act	55
Canal Boats	56
Mortuaries	56
Cases of Infectious Disease	57
Disinfection of Houses	57
Disinfection of Clothing, Bedding, &c.	58
Articles of Clothing, &c., Destroyed	59
The Inspector of Nuisances' Report	60—64
Slaughter-house Returns	60
Unwholesome Meat, Fish, &c., Seized and Destroyed	61—62
Nuisances Reported and Inspected	62
House to House Visitation	62
Cellar Examination	62
Infected and Dirty Houses	62
Court and Privy Examinations	63
Proceedings for Excessive Smoke	63
Proceedings under the Adulteration Act	63
Water Closet Conversions	64
Scavenging Operations	65—72
Local Government Board Returns	73—75
Mortality Map of Fever	76
Table of Total Number of Deaths Registered during 1885	77



Digitized by the Internet Archive
in 2017 with funding from
Wellcome Library

<https://archive.org/details/b29737199>

REPORT, 1885.

IN the report for 1884 the death-rate of the City, 25·1, was the lowest ever recorded in the annals of Liverpool; but for this year the return is still more favourable, the rate having fallen to 23·7 per 1,000 of the population. The improvement in the Public Health has been gradual, and is the result of the series of sanitary measures carried out by the Health Committee since their appointment in the year 1847. It is impossible to enumerate all the various sanitary improvements, but reference may be made to the system of sewers devised by the late Mr. Newlands, the closing of polluted wells, the abolition of privies and cesspools, improved scavenging, the registration and inspection of lodging and sub-let houses, the ventilation and flushing of sewers and drains, court and alley inspections, the removal of nuisances, the building regulations and provision of open spaces at the rear or sides of dwelling-houses, and a number of other valuable measures, all of which have had a beneficial effect upon the public health.

The following table gives the average death-rate from the year 1841 to the present date:—

* Years 1841 to 1850	36	per 1,000
„ 1851 to 1860	30·5	„
„ 1861 to 1870	32·5	„
„ 1871 to 1875	29·5	„
„ 1876 to 1880	27·5	„
„ 1881 to 1885	25·7	„

There is a very general custom to minimise the beneficial results obtained by sanitary proceedings, and censure the action of the Local Authorities, overlooking the fact that sanitary science is an aggressive one, that it is constantly fighting vested interests in nuisances, and that

* Exclusive of the year 1847, which was 62 per 1,000

its full advantages are of slow but certain development. It is, however, satisfactory to observe that the above figures show greater improvement in public health than can be found in any other city or town, and deprives Liverpool of the once unenviable notoriety of being the most unhealthy town in England. Manchester has been frequently compared with Liverpool, but the evidence of sanitary progress in that city is not near so great. The death-rate in Manchester in the decade 1841 to 1850 was 33 per 1,000, being 3 per 1,000 less than the rate in Liverpool. Last year, 1884, as well as this, the rate in Manchester was 26·4, being 0·7 above the average of the last five years in Liverpool, and 2·7 higher than this year. It will thus be seen that though Liverpool had to commence its sanitary work with a mortality-rate of 3 per 1,000 above Manchester, its progress has been so rapid that it has not only overtaken its sister city, but has now a rate nearly the same number per 1000 lower.

To estimate the gain obtained, it is desirable in the first instance to ascertain the number of lives saved and the amount of sickness prevented. To procure these it will be necessary to take a mortality-rate of some antecedent period, and compare it with the present. For this purpose it is proposed to take the first decenniad, when the Health Committee had got fully to work, from 1851 to 1860, and not the decenniad in which they were first constituted, nor the decenniad from 1861 to 1870, as it was an exceptional period, owing to the cotton famine. The death-rate from 1851 to 1860 was 30·5 per 1,000 of the population, and if the same rate had prevailed in 1885, the number of deaths would have been 17,681, or 3,917 more than did occur.

This large saving of life was not the only gain, for every death would represent 10 cases of sickness requiring medical attendance, nursing, &c., showing that 39,170 cases of serious illness were avoided, conferring a benefit on the community far in excess of the cost of all our Sanitary and Improvement Works combined.

With respect to the economic value of population, Dr. Farr points out that as lands, houses, railways, &c., are of value because they yield annual returns, so, for the same reason, and on the same principle, the income of the population derived from pay or wages of every kind can be capitalised sufficiently near to the true value, to show what an important factor the value of the population itself is in the wealth of the country.

Taking a series of observations on the wages of agricultural labourers, determining their value by a life table, at 5 per cent. rate of interest for each age, it is found that the mean gross value at all ages is £349. Deducting the mean value of the subsistence of the labourer as child and man, determined by the same method, there remains £150, as the mean net value of the male population, estimated by this standard of the agricultural labourer. To extend the value to the whole population, including females, the standard might be lowered from £150 to £110 a-head.

This includes only as much of the income as approximates in annual amount to the wages of agricultural labourers. Estimating also the profits of tradesmen, farmers, professional men, manufacturers, &c., and deducting amounts required for sustenance and due to external capital, the minimum value of the population of the United Kingdom, men, women, and children,—valued, say as land is valued by the annual yield of net profit,—is £159 a-head; that is the value inherent in them as a productive money-earning race. Applying Dr. Farr's estimate to the 3,917 persons, whose lives have been saved during the year 1885, it shows a monetary saving of £622,803. To this might be added the saving in the cost of sickness, funerals, loss of work, and increased pauperism. Surely this is a reward sufficient to encourage the Health Committee in their arduous labours, and inspire them with the hope of still obtaining more beneficial results?

ZYMOTIC DISEASES.

This class of diseases shows a reduction on the year of 450, compared with 1884, and 464 below the average of the last ten years. The number of deaths however was very large, being 2,523, and considering that these diseases are of a preventable character, there was no necessity for the sacrifice of so much human life. It is a very sad reflection that 124 children died from suffocation during the year, and it was part of the Coroner's duty to inquire how far the cause of death was accidental or otherwise; but for the 716 children who died from measles, there was no inquiry, though there was no more reason nor necessity for their deaths than for the deaths from suffocation. Measles is not a very fatal disease, though highly contagious; it prevailed to so great a degree during the summer

months, that it was not possible to inquire into all the cases reported by the School Board. Children were the chief sufferers; but children must have children's diseases, and it is no use contending against Nature's laws and the struggle of the fittest, so say the general public, who satisfy themselves with the hope that the weakest only die. Such, however, is not the fact, and if the same means were provided for the isolation and treatment of cases of Measles as there are for Smallpox and Fever, there would be a corresponding reduction in the number of sufferers and a large saving of infant life. Of the seven Zymotic diseases, Measles caused the largest number of deaths, 716, or 258 above the average of the last ten years.

The following table gives the number of deaths from Zymotic diseases during the year, and the average number for the preceding ten years :—

Diseases.	Deaths during 1885.	Average for preceding 10 years.
Measles	716	458
Smallpox	46	89
Fever	182	378
Scarlatina.....	190	449
Whooping Cough.....	396	469
Diarrhœa	422	700
Diphtheria	133	55

SMALLPOX.

The temporary hospital at Parkhill was opened for the reception of patients on the 23rd September, 1884, and from that date to the 31st December, 1885, 415 patients were admitted, suffering from the following diseases :—

Smallpox	374
Chickenpox	17 (one died)
Febricula	10
Measles	4
Syphilis	3
Vaccinia	2
Nettle Rash	1
Infants without symptoms of illness	4
	<hr/> 415

The patients not suffering from Smallpox were re-vaccinated, and discharged from the hospital in due course, with the one exception referred to above.

Of the 374 cases of Smallpox 46 were fatal, giving a mortality of 12·3 per cent.

In considering the influence which vaccination has upon Smallpox, it is necessary to determine the proportion which the vaccinated population bears to the unvaccinated. It is a fair estimate that 92 per cent. of the people have been more or less efficiently vaccinated, that is to say there were 46,378 persons out of the estimated population of 579,724 who had not been vaccinated, and constituted a standing danger from their susceptibility to the contagion of Smallpox. If vaccination was useless and had no preventive influence, the incidence of Smallpox would be the same amongst the vaccinated and the unvaccinated, and 92 per cent. of the patients admitted into hospital would be furnished by the vaccinated, and 8 per cent. by the unvaccinated. What we do find, however, is that the proportional incidence of Smallpox upon the unvaccinated is more than 50 per cent. in excess of the incidence upon the vaccinated. The subjoined table refers to this, and also to another point, which is of infinitely greater importance, namely, the striking contrast which the character and progress of the disease present in the vaccinated and the unvaccinated.

	Patients admitted.	Died.	Rate of Mortality.
Vaccinated { Well.....	90	2	2·2 per cent.
{ Indifferently ...	201	12	6·0 „
Vaccination doubtful (no scars)	20	5	25·0 „
Not Vaccinated	63	27	42·8 „
	<hr/> 374	<hr/> 46	<hr/> 12·3

Excluding all doubtful cases, the unvaccinated constitute 17·8 per cent. of the total admissions, and they contribute 58·7 per cent. to the total deaths.

In the next table the influence of vaccination in modifying the course of the disease is more fully shown; the age of the patient, the condition as regards vaccination, the character and the result of the illness are shown in each case.

In no case did any nurse or servant of the hospital contract Smallpox, although many of them were in close and constant attendance upon the sick. All were re-vaccinated when entering upon duty.

The localities from which the patients came were chiefly the densely-populated districts along the line of Docks; but localised outbreaks occurred in various other parts of the City.

Eleven persons were admitted from vessels arriving in the river.

In most cases the sources of infection could be traced. By far the most fruitful cause of the spread of the disease was furnished by the injudicious conduct of those who attempted to isolate and treat the patients in small dwelling-houses. In some instances the disease had been so highly modified by previous vaccination, that the patient or his friends regarded it as Chickenpox, and did not adopt any precautionary measures whatever.

The incidence of the disease shows no reason to apprehend that the Hospital itself might be a source of danger to the neighbourhood. Very few cases have occurred within the half-mile radius. In this particular the Hospital presents a marked contrast to the Institutions previously utilised for the accommodation of Smallpox patients, in both of which a very great number of persons were infected within the half-mile radius.

The site of the Hospital is also very favourable to the patients at all stages of their illness, but especially so to those in the early stages, and to those suffering from the severe forms of Smallpox. Convalescence is more favourable and rapid in those cases treated in the fresh atmosphere, than it could possibly be in any district crowded with dwelling-houses.

CITY HOSPITAL.

TABLE SHOWING AGE OF EACH PATIENT, CONDITION IN REGARD TO VACCINATION, AND NATURE OF ILLNESS IN EACH CASE.

VACCINATED :—NUMBER AND CHARACTER OF VACCINATION SCARS.										Re-vac- cinated.	Vaccina- tion Doubtful.	Not Vac- cinated.
Good.					INDIFFERENT.							
AGE.	1	2	3	4 or More.	1	2	3	4 or More.				
Under One year												1 Severe
One and under 10 years	1 Mild	1 Mild	2 Mild	3 Mild 1 Severe	2 Mild 1 Severe	2 Mild	7 Mild 3 Severe	2 Mild	5 Severe			22 Severe 11 Fatal
10 and under 20 years	4 Mild 1 Severe	2 Mild	17 Mild 2 Severe 1 Fatal	14 Mild 2 Severe	2 Mild 5 Severe	8 Mild 8 Severe	17 Mild 5 Severe	15 Mild 2 Severe	1 Mild 5 Severe			7 Severe 6 Fatal
20 and under 40 years	8 Mild 2 Severe 1 Fatal	9 Mild 6 Severe	5 Mild 2 Severe	1 Mild	7 Mild 19 Severe 3 Fatal	16 Mild 24 Severe 3 Fatal	12 Mild 5 Severe 2 Fatal	6 Mild 1 Severe	2 Severe 4 Fatal			5 Severe 10 Fatal
40 years and up- wards	1 Mild 2 Severe	2 Mild			3 Mild 5 Severe 2 Fatal	2 Mild 9 Severe 2 Fatal	1 Mild		2 Severe 1 Fatal			1 Severe

FEVER.

The deaths from this disease were fewer than ever recorded, being 182, against an average of the last ten years of 378. As the deaths from Fever and Diarrhœa are an index of the sanitary condition of a City, the following table illustrates the great but gradual improvement in the Public Health consequent on Sanitary works :—

Year.	Deaths from Diarrhœa.	Deaths from Fever.	Deaths from Relapsing Fever.
1866	1145	1523	...
1867	796	656	...
1868	1108	841	...
1869	1001	783	...
1870	1151	572	355
1871	1127	701	207
1872	998	451	25
1873	906	335	...
1874	879	449	...
1875	842	490	...
1876	694	398	...
1877	605	382	...
1878	979	375	...
1879	402	248	...
1880	1028	256	...
1881	508	292	...
1882	587	593	...
1883	518	540	...
1884	841	205	...
1885	422	182	...

During the fifty-two weeks of the year 1885, (terminating on Saturday, January 2nd, 1886), the Returns of the Local Registrars recorded 19,464 births and 13,764 deaths within the City; the numbers for the corresponding period of the previous year, 1884, were 20,071 births and 14,382 deaths.

Of the births 9,827 were males and 9,637 were females, making the total Birth-rate of the City equal to 33·6 per 1,000; the average of the previous ten years being 37·6.

The Distribution of the births in the different wards and districts of the City has been arranged in the following table :—

BIRTHS.

DISTRICTS AND WARDS.		1st Quarter.		2nd Quarter.		3rd Quarter.		4th Quarter.		Annual Births
		Male.	Female.	Male.	Female.	Male.	Female.	Male.	Female.	
Parish.	Scotland	298	282	292	285	264	276	288	296	2281
	Vauxhall	58	49	69	59	53	53	59	58	458
	St. Paul's and Exchange..	64	67	60	53	55	58	43	53	453
	St. Anne's and Lime Street	133	122	130	121	97	137	96	130	966
	Castle Street and St. Peter's	13	11	12	11	10	17	11	14	99
	Pitt Street and Gt. George	76	67	56	62	68	60	62	72	523
	Rodney St. & Abercromby	171	164	171	144	147	148	148	142	1235
Out-Townships.	Everton	556	554	510	524	527	504	521	499	4195
	Kirkdale	315	294	341	297	289	323	323	307	2489
	West Derby	364	338	323	340	330	319	315	315	2644
	The Toxteths	527	546	529	487	502	468	551	511	4121
Parish		813	762	790	735	694	749	707	765	6015
Out-Townships		1762	1732	1703	1648	1648	1614	1710	1632	13449
City		2575	2494	2493	2383	2342	2363	2417	2397	19464

DEATHS.

Of the 13,764 deaths 6,924 were of males, and 6,840 of females; 5,938 occurred in the Parish, and 7,826 in the Out-townships.

The Death-rate of the City was equal to 23·7 per 1,000. The average of the previous ten years was 27·0 per 1,000.

The following table shows the actual number of deaths registered in the Parish and Out-townships previous to the transference to the districts from whence the patients were removed, of the deaths occurring in the Workhouses and Hospitals. The death-rate of the Parish was equal to 30·2, and that of the Out-townships to 20·4 per 1,000 of the population.

The deaths occurred in the following districts :—

DISTRICTS.		1st Quarter.		2nd Quarter.		3rd Quarter.		4th Quarter.		Annual.
		Male.	Female.	Male.	Female.	Male.	Female.	Male.	Female.	Deaths.
Parish.	Scotland	195	231	203	193	188	191	209	198	1608
	Vauxhall	52	63	44	50	44	31	34	40	358
	St. Paul's and Exchange	75	67	55	65	47	31	39	42	421
	St. Anne's and Lime Street	89	97	103	85	74	85	71	82	686
	Castle Street and St. Peter's	11	15	12	11	10	8	12	14	93
	Pitt Street and Great George	39	44	38	36	62	50	66	54	389
	Rodney Street and Abercromby	80	82	82	89	63	66	67	106	635
	Parish Workhouse and Hospitals	291	213	251	172	200	163	268	190	1748
Out-Townships.	Everton	296	303	320	318	282	279	239	269	2306
	Kirkdale	176	176	143	160	166	181	147	139	1288
	West Derby	186	191	150	160	142	142	173	206	1350
	The Toxteths	260	297	262	261	276	326	295	310	2287
	Out-Township Hospitals	93	61	82	65	85	61	77	71	595
Parish		832	812	788	701	688	625	766	726	5938
Out-Townships		1011	1028	957	964	951	989	931	995	7826
City		1843	1840	1745	1665	1639	1614	1697	1721	13764

From the returns made as to the residences of persons dying in the Workhouses and Hospitals of the town, we are able to classify 1,898 of the deaths in these establishments under the Wards from whence the patients were removed, viz. :—365 under Scotland Ward, 164 under Vauxhall Ward, 70 under St. Paul's Ward, 75 under Exchange Ward, 249 under St. Anne's Ward, 61 under Lime Street Ward, 3 under Castle Street Ward, 23 under St. Peter's Ward, 56 under Pitt Street Ward, 83 under Great George's Ward, 68 under Rodney Street Ward, 92 under Abercromby Ward, 229 under the Out-township of Everton, 80 under that of Kirkdale, 117 under West Derby Ward, 85 under North Toxteth Ward, and 78 under South Toxteth Ward. This will leave unclassified 105 deaths of persons whose previous residences were either unknown or not specified; and these, in the absence of definite information, have been placed in the Wards in proportion to the number of total deaths; and 250 who were residents outside the City.

The results of the alterations occasioned by this re-arrangement of the deaths in the wards and districts will be shown in the following table, from which a calculated rate of mortality per 1,000 of the estimated inhabitants has been made :—

WARDS.	Annual.	
	Deaths.	Rate per 1000.
Scotland	2002	29.9
Vauxhall	530	38.3
St. Paul's	288	28.1
Exchange	286	35.9
St. Anne's	759	31.1
Lime Street	252	24.4
Castle Street	25	24.6
St. Peter's	95	18.9
Pitt Street	236	32.7
Great George	299	30.5
Rodney Street	377	21.8
Abercromby	430	19.0
Everton	2572	22.1
Kirkdale	1388	19.2
West Derby	1489	19.8
North Toxteth	1367	18.2
South Toxteth	1119	25.5
Hospitals (Residences outside City)	250	—
	13764	23.7

The following table shows the natural increase or decrease of population, and the number of births and deaths during the year 1885, in the several districts of the City :—

DISTRICTS AND WARDS.	Births.	Deaths.	Increase.	Decrease
Scotland	2281	2002	279	..
Vauxhall	458	530	..	72
St. Paul's and Exchange	453	574	..	121
St. Anne's and Lime Street	966	1011	..	45
Castle Street and St. Peter's	99	120	..	21
Pitt Street and Gt. George	523	535	..	12
Rodney Street and Abercromby	1235	807	428	..
Everton	4195	2572	1623	..
Kirkdale	2489	1388	1101	..
West Derby	2644	1489	1155	..
The Toxteths	4121	2486	1635	..
City	19464	13514	5950	..
Hospitals (Residences outside City)	250
Total	19464	13764	5700	..

The following table, taken from the Registrar-General's Reports, will enable us to compare the mortality of Liverpool with thirty of the large towns of the United Kingdom :—

TOWNS.	Estimated Population in the middle of the year 1885.	Births in 52 Weeks, ending 2nd Jan., 1886.	Deaths in 52 Weeks, ending 2nd Jan., 1886.	Annual Rate to 1,000 of Population.		Population on Acre.
				Births.	Deaths.	
London	4083928	132500	80002	32·5	19·6	54·2
Brighton	114672	2981	1952	26·0	17·0	45·6
Portsmouth	134659	4631	2640	34·4	19·6	31·2
Norwich	91215	3052	1844	33·5	20·2	12·2
Plymouth	76045	2317	1693	30·5	22·2	51·8
Bristol	218169	6776	4282	31·1	19·6	47·1
Wolverhampton ...	79185	2745	1592	34·7	20·1	23·3
Birmingham	427769	14404	8248	33·7	19·2	50·9
Leicester	136147	4652	2682	34·2	19·7	42·5
Nottingham	211424	7931	4197	37·6	19·8	21·2
Derby	89691	3064	1616	34·2	18·0	26·0
Birkenhead	93093	3212	1806	34·5	19·4	24·2
Bolton	110085	3788	2287	34·4	20·7	45·8
Manchester	337342	12225	8902	36·3	26·4	78·6
Salford	204075	6989	4293	34·3	21·0	39·5
Oldham	126390	4487	2772	35·6	21·9	26·7
Blackburn	112574	4111	2441	36·6	21·7	16·1
Preston	100406	3921	2713	39·1	27·0	27·0
Huddersfield	87327	2535	1748	29·0	20·0	8·3
Halifax	77378	2223	1516	28·7	19·6	20·5
Bradford	214431	6221	3791	29·0	17·6	19·9
Leeds	333139	11420	6621	34·3	19·9	15·4
Sheffield	305716	10670	6305	34·9	20·6	15·6
Hull	186292	6284	3192	33·8	17·1	23·5
Sunderland	125327	4715	2977	37·7	23·7	41·3
Newcastle-on-Tyne	153209	5848	3984	38·2	26·0	28·5
Cardiff	97034	4164	2481	43·0	25·6	13·2
Edinburgh	250616	7337	4532	29·3	18·1	42·4
Glasgow	519965	19791	13382	38·1	25·7	86·2
Dublin	353082	10144	10022	28·7	28·4	14·3
Liverpool	579724	19464	13764	33·6	23·7	111·3

The deaths of Infants below the fifth year of their age amounted to 6,213, and thus comprised 45·1 per cent. of the whole deaths ; the average number for the preceding ten years was 6,717, and the average percentage 45·9. The

deaths of Infants below one year of age amounted to 3,391, or 17·4 per cent. of all the children born within the City died before attaining the age of twelve months.

The first of the following tables shows the districts where Infantile Mortality was relatively and absolutely greatest, the second table illustrates the influence of age on the death-rate of the City, and the third table places, in one connected view, the pathological history of the death registry.

WARDS.	Quarters.				Annual.	Per Cent- age of Deaths under 5 years to Total Deaths.
	March.	June.	Sept.	Dec.		
Scotland	{ Total Deaths.. 426	396	379	407	1608	} 55·3
	{ Below 5 years.. 206	216	236	231	889	
Vauxhall	{ Total Deaths.. 115	94	75	74	358	} 63·4
	{ Below 5 years.. 64	65	48	50	227	
St. Paul's	{ Total Deaths.. 77	57	39	41	214	} 44·4
	{ Below 5 years.. 37	27	18	13	95	
Exchange	{ Total Deaths.. 65	63	39	40	207	} 43·5
	{ Below 5 years.. 22	32	20	16	90	
St. Anne's	{ Total Deaths.. 137	142	111	109	499	} 52·5
	{ Below 5 years.. 57	95	59	51	262	
Lime Street	{ Total Deaths.. 49	46	48	44	187	} 40·1
	{ Below 5 years.. 18	16	22	19	75	
Castle Street	{ Total Deaths.. 7	7	4	4	22	} 27·3
	{ Below 5 years.. ..	3	2	1	6	
St. Peter's	{ Total Deaths.. 19	16	14	22	71	} 42·3
	{ Below 5 years.. 7	8	5	10	30	
Pitt Street	{ Total Deaths.. 30	35	56	56	177	} 54·8
	{ Below 5 years.. 12	15	29	41	97	
Great George	{ Total Deaths.. 53	39	56	64	212	} 51·9
	{ Below 5 years.. 22	15	28	45	110	
Rodney Street	{ Total Deaths.. 73	77	62	91	303	} 38·6
	{ Below 5 years.. 18	33	25	41	117	
Abercromby	{ Total Deaths.. 89	94	67	82	332	} 42·2
	{ Below 5 years.. 38	39	33	30	140	
Parish Workhouse and Hospitals	{ Total Deaths.. 504	423	363	458	1748	} 15·4
	{ Below 5 years.. 82	59	58	71	270	
Everton	{ Total Deaths.. 599	638	561	508	2306	} 52·4
	{ Below 5 years.. 269	362	320	257	1208	
Kirkdale	{ Total Deaths.. 352	303	347	286	1288	} 53·4
	{ Below 5 years.. 168	153	223	144	688	
West Derby	{ Total Deaths.. 377	310	284	379	1350	} 50·6
	{ Below 5 years.. 171	154	158	200	683	
North Toxteth	{ Total Deaths.. 301	294	320	347	1262	} 47·0
	{ Below 5 years.. 119	124	179	171	593	
South Toxteth	{ Total Deaths.. 256	229	282	258	1025	} 56·4
	{ Below 5 years.. 110	129	185	154	578	
Out-Township Hospitals	{ Total Deaths.. 154	147	146	148	595	} 9·2
	{ Below 5 years.. 13	15	14	13	55	
Parish	{ Total Deaths.. 1644	1489	1313	1492	5938	} 40·6
	{ Below 5 years.. 583	623	583	619	2408	
Out-Townships	{ Total Deaths.. 2039	1921	1940	1926	7826	} 48·6
	{ Below 5 years.. 850	937	1079	939	3805	
City ...	{ Total Deaths.. 3683	3410	3253	3418	13764	} 45·1
	{ Below 5 years.. 1433	1560	1662	1558	6213	

AGES.	Quarters.				Annual.	
	March.	June.	Sept.	Dec.	Deaths.	Rate per 1000 of population.
Deaths below 1 year of age	789	777	978	847	3391	5·8
„ between 1 year and 5	644	783	684	711	2822	4·9
„ „ 5 „ 20	258	289	245	246	1038	1·8
„ „ 20 „ 60	1323	1084	949	1082	4438	7·6
„ above 60 years	669	476	397	528	2070	3·6
„ at ages unknown	1	..	4	5	..
„ at all ages	3683	3410	3253	3418	13764	23·7

The Registrars' Returns show that there were 10 deaths (6 of women and 4 of men) at the age of 90 and upwards, viz., 2 males and 3 females at 90, 1 male and 1 female at 91, 1 male and 1 female at 92, and 1 female at 93.

CLASSES.	QUARTERS.				YEAR
	March.	June.	Sept.	Dec.	1885.
1. Zymotic Diseases	515	628	797	583	2523
2. Diseases of Uncertain Seat	110	99	101	89	399
3. Tubercular Diseases	472	448	394	392	1706
4. Diseases of Brain, &c.	439	418	410	394	1661
5. „ of Heart, &c.	248	205	183	198	834
6. „ of Lungs, &c.	966	736	495	848	3045
7. „ of Stomach, &c.	176	176	159	155	666
8. „ of Kidneys, &c.	82	68	68	66	284
9. Childbirth, Diseases of Uterus, &c.	30	27	29	34	120
10. Rheumatism, Diseases of the Joints, &c.	8	14	19	12	53
11. Diseases of the Skin, Cellular Tissue, &c.	14	21	14	14	63
12. Malformations	12	16	4	12	44
13. Premature Birth	67	65	69	67	268
14. Atrophy and Debility	203	217	248	240	908
15. Old Age	154	108	95	128	485
16. Privation, Cold, &c.	—	2	—	1	3
17. Inquests	183	158	155	170	666
Causes not specified	4	4	13	15	36
All Causes	3683	3410	3253	3418	13764
Total Zymotics	515	628	797	583	2523
Smallpox	15	9	2	20	46
Measles	112	275	151	178	716
Scarlatina	51	38	46	55	190
Hooping Cough	86	102	101	107	396
Diarrhœa	41	40	286	55	422
Fever	36	38	59	49	182

ZYMOTICS.

This class of diseases occasioned 2,523 deaths during the year 1885, and accounted for 18·3 per cent. of the total mortality within the City during the same period. The average number of deaths from these diseases for the preceding ten years was 2,987, and the percentage death rate for 1885 was 2·1 per cent. less than the proportional rate of zymotic deaths to deaths from all causes during the preceding decennial period. The following table shows the localities and the periods of their fatal prevalence :—

WARDS, &c.	Deaths from all Causes.	ZYMOTICS.				
		Quarters.				Per Centage of Zymotic Deaths to Deaths from all Causes.
		March.	June.	Sept.	Dec.	
Scotland	1608	72	82	108	75	21·0
Vauxhall	358	33	32	22	9	26·8
St. Paul's	214	16	16	7	2	19·2
Exchange	207	7	16	4	4	15·0
St. Anne's	499	13	44	29	11	19·4
Lime Street	187	4	4	13	5	13·9
Castle Street	22	..	1	2	2	22·7
St. Peter's	71	2	..	1	5	11·3
Pitt Street	177	2	1	13	20	20·3
Great George	212	3	1	13	17	16·0
Rodney Street	303	5	12	13	14	14·5
Abercromby	332	16	13	9	9	14·1
Liverpool Workhouse Hospital	1258	48	32	35	52	13·3
Royal Infirmary	238	1	1	4	3	3·8
Children's Infirmary	73	..	6	3	..	12·3
Lying-in Hospital	3
Consumption Hospital	31
North Hospital	145	1	2	3	1	4·8
Hospital for Women	26
Stanley Hospital	45	..	1	2·2
Royal South Hospital	157	3	2	4	2	7·0
Netherfield Road Hospital	61	10	16	15	9	82·0
West Derby Union Hospital	265	1	..	2	1	1·5
City Hospital, Park Hill	41	13	9	2	17	100·0
Everton	2306	83	153	167	65	20·3
Kirkdale	1288	68	66	110	54	23·1
West Derby	1350	52	52	60	72	17·5
North Toxteth	1262	28	26	77	72	16·1
South Toxteth	1025	34	40	81	62	21·2
Parish	5938	223	263	279	229	16·7
Out-Townships	7826	292	365	518	354	19·5
City	13764	515	628	797	583	18·3

FEVER.

Fever accounted for 182 deaths within the City of Liverpool, or for 93 in the Parish and 89 in the Out-Townships, being a decrease of 23 on the previous year. (The average number of deaths for the preceding ten years was 378.) The rate of its mortality was equal to 0·3 per 1,000 of the estimated population. Its percentage rate relatively to deaths from all causes was 1·0 during the first, 1·1 during the second, 1·8 during the third, 1·4 during the fourth

quarter of the year. Its annual rate relatively to deaths from all causes was 1·3 per cent., and relatively to deaths from zymotic causes 7·2 per cent. Its deaths included 103 males and 79 females; 48 persons below the age of 15, 66 between the ages of 15 and 30, and 68 above the age of 30.

Under the term Fever every form of continued fever is included; but the registers of deaths attribute 1 case to gastric fever, 69 to typhoid fever, 25 to enteric fever, 1 to continued fever, 2 to low fever, 71 to typhus, 1 to fever, 2 to relapsing fever, and under that of febricula 10 deaths.

The following tables are in themselves sufficiently explanatory. The first compares the averages of deaths from fever during the preceding ten years with those during 1885; the second and third tables show the districts of the town and the periods of the year in which all forms of continued fever were most fatally prevalent; the fourth marks in streets the habitats of the disease and the remaining tables the occupations and positions of its victims.

WARDS.	Exact Average of Fever Deaths for Pre- ceding Ten Years.	Deaths from Fever during the Year 1885.
Scotland.....	33	18
Vauxhall	7	3
St. Paul's	6	4
Exchange	5	3
St. Anne's	14	3
Lime Street	5	..
Castle Street.....	..	1
St. Peter's	2	..
Pitt Street.....	3	..
Great George.....	4	..
Rodney Street	4	2
Abercromby	6	1
Everton	59	16
Kirkdale		10
West Derby	19	9
North Toxteth	17	14
South Toxteth	20	10
Hospital Deaths	174	88
Total	378	182

In the above table the averages have been calculated without making allowance for increase of population.

WARDS.	January.				February.				March.				April.		May.				June.				July.	Quarter.																																																																																																																																																																																																																																																																																																																																																																																																																																																																																																																																																																																																																																																																																																																																																																																																																																																																																																																																																																																																																																																																																																																																																																											
	10		17		24		31		7		14		21		28		4		11		18				25		2		9		16		23		30		6		13		20		27																																																																																																																																																																																																																																																																																																																																																																																																																																																																																																																																																																																																																																																																																																																																																																																																																																																																																																																																																																																																																																																																																																																																																								
	2	3	..	1	1	1	1	1	1	1	1	1	1	1	1	1	1	1	1	1	1	1	1	1	1	1	1	1	1	1	1	1	1	1	1	1	1	1	1	1	1	1	1	1	1	1	1	1	1	1	1	1	1	1	1	1	1	1	1	1	1	1	1	1	1	1	1	1	1	1	1	1	1	1	1	1	1	1	1	1	1	1	1	1	1	1	1	1	1	1	1	1	1	1	1	1	1	1	1	1	1	1	1	1	1	1	1	1	1	1	1	1	1	1	1	1	1	1	1	1	1	1	1	1	1	1	1	1	1	1	1	1	1	1	1	1	1	1	1	1	1	1	1	1	1	1	1	1	1	1	1	1	1	1	1	1	1	1	1	1	1	1	1	1	1	1	1	1	1	1	1	1	1	1	1	1	1	1	1	1	1	1	1	1	1	1	1	1	1	1	1	1	1	1	1	1	1	1	1	1	1	1	1	1	1	1	1	1	1	1	1	1	1	1	1	1	1	1	1	1	1	1	1	1	1	1	1	1	1	1	1	1	1	1	1	1	1	1	1	1	1	1	1	1	1	1	1	1	1	1	1	1	1	1	1	1	1	1	1	1	1	1	1	1	1	1	1	1	1	1	1	1	1	1	1	1	1	1	1	1	1	1	1	1	1	1	1	1	1	1	1	1	1	1	1	1	1	1	1	1	1	1	1	1	1	1	1	1	1	1	1	1	1	1	1	1	1	1	1	1	1	1	1	1	1	1	1	1	1	1	1	1	1	1	1	1	1	1	1	1	1	1	1	1	1	1	1	1	1	1	1	1	1	1	1	1	1	1	1	1	1	1	1	1	1	1	1	1	1	1	1	1	1	1	1	1	1	1	1	1	1	1	1	1	1	1	1	1	1	1	1	1	1	1	1	1	1	1	1	1	1	1	1	1	1	1	1	1	1	1	1	1	1	1	1	1	1	1	1	1	1	1	1	1	1	1	1	1	1	1	1	1	1	1	1	1	1	1	1	1	1	1	1	1	1	1	1	1	1	1	1	1	1	1	1	1	1	1	1	1	1	1	1	1	1	1	1	1	1	1	1	1	1	1	1	1	1	1	1	1	1	1	1	1	1	1	1	1	1	1	1	1	1	1	1	1	1	1	1	1	1	1	1	1	1	1	1	1	1	1	1	1	1	1	1	1	1	1	1	1	1	1	1	1	1	1	1	1	1	1	1	1	1	1	1	1	1	1	1	1	1	1	1	1	1	1	1	1	1	1	1	1	1	1	1	1	1	1	1	1	1	1	1	1	1	1	1	1	1	1	1	1	1	1	1	1	1	1	1	1	1	1	1	1	1	1	1	1	1	1	1	1	1	1	1	1	1	1	1	1	1	1	1	1	1	1	1	1	1	1	1	1	1	1	1	1	1	1	1	1	1	1	1	1	1	1	1	1	1	1	1	1	1	1	1	1	1	1	1	1	1	1	1	1	1	1	1	1	1	1	1	1	1	1	1	1	1	1	1	1	1	1	1	1	1	1	1	1	1	1	1	1	1	1	1	1	1	1	1	1	1	1	1	1	1	1	1	1	1	1	1	1	1	1	1	1	1	1	1	1	1	1	1	1	1	1	1	1	1	1	1	1	1	1	1	1	1	1	1	1	1	1	1	1	1	1	1	1	1	1	1	1	1	1	1	1	1	1	1	1	1	1	1	1	1	1	1	1	1	1	1	1	1	1	1	1	1	1	1	1	1	1	1	1	1	1	1	1	1	1	1	1	1	1	1	1	1	1	1	1	1	1	1	1	1	1	1	1	1	1	1	1	1	1	1	1	1	1	1	1	1	1	1	1	1	1	1	1	1	1	1	1	1	1	1	1	1	1	1	1	1	1	1	1	1	1	1	1	1	1	1	1	1	1	1	1	1	1	1	1	1	1	1	1	1	1	1	1	1	1	1	1	1	1	1	1	1	1	1	1	1	1	1	1	1	1	1	1	1	1	1	1	1	1	1	1	1	1	1	1	1	1	1	1	1	1	1	1	1	1	1	1	1	1	1	1	1	1	1	1	1	1	1	1	1	1	1	1	1	1	1	1	1	1	1	1	1	1	1	1	1	1	1	1	1	1	1	1	1	1	1	1	1	1	1	1	1	1	1	1	1	1	1	1	1	1	1	1	1	1	1	1	1	1	1	1	1	1	1	1	1	1	1	1	1	1	1	1	1	1	1	1	1	1	1	1	1	1	1	1	1	1	1	1	1	1	1	1	1	1	1	1	1	1	1	1	1	1	1	1	1	1	1	1	1	1	1	1	1	1	1	1	1	1	1	1	1	1	1	1	1	1	1	1	1	1	1	1	1	1	1	1	1	1	1	1	1	1	1	1	1	1	1	1	1	1	1	1	1	1	1	1	1	1	1	1	1	1	1	1	1	1	1	1	1	1	1	1	1	1	1	1	1	1	1	1	1	1	1	1	1	1	1	1	1	1	1	1	1	1	1	1	1	1	1	1	1	1	1	1	1	1	1	1	1	1	1	1	1	1	1	1	1	1	1	1	1	1	1	1	1	1	1	1	1	1	1	1	1	1	1	1	1	1	1	1	1	1	1	1	1	1	1	1	1	1	1	1	1	1	1	1	1

In arranging this table all Deaths occurring in Hospitals have been transferred to the Wards from whence they came.

DEATHS FROM FEVER.

WARDS.		QUARTERS.								YEAR.		
		March.		June.		Sept.		Dec.				
		M.	F.	M.	F.	M.	F.	M.	F.	M.	F.	TOTAL
Scotland	{ Below 5 years	1	1	1	2	1	..	1	3	4	7
	{ Above 5 years ..	2	2	1	..	3	3	6	5	11
Vauxhall	{ Below 5 years	1	1	..	1
	{ Above 5 years	1	1	1	1	2
St. Paul's	{ Below 5 years
	{ Above 5 years ..	1	1	1	1	2	2	4
Exchange	{ Below 5 years	1	..	1	1	1
	{ Above 5 years	1	1	1	1	2
St. Anne's	{ Below 5 years
	{ Above 5 years	1	1	1	1	2	3
Lime Street	{ Below 5 years
	{ Above 5 years
Castle Street	{ Below 5 years
	{ Above 5 years	1	1	..	1
St. Peter's	{ Below 5 years
	{ Above 5 years
Pitt Street	{ Below 5 years
	{ Above 5 years
Great George	{ Below 5 years
	{ Above 5 years
Rodney Street	{ Below 5 years	1	1	..	1
	{ Above 5 years ..	1	1	..	1
Abercromby	{ Below 5 years
	{ Above 5 years	1	1	..	1
Parish Workhouse and Hospitals	{ Below 5 years	1	1	..	1	..	2	1	3
	{ Above 5 years ..	6	6	4	5	11	7	11	5	32	23	55
Out-Township Hospitals	{ Below 5 years
	{ Above 5 years ..	1	2	5	4	8	6	2	2	16	14	30
Everton	{ Below 5 years	1	1	..	1	1	2
	{ Above 5 years ..	1	1	..	1	5	3	3	..	9	5	14
Kirkdale	{ Below 5 years	1	..	1	..	1
	{ Above 5 years ..	1	1	1	2	..	1	3	..	5	4	9
West Derby	{ Below 5 years
	{ Above 5 years ..	1	1	2	..	1	1	1	2	5	4	9
North Toxteth	{ Below 5 years	1	1	1	2	1	3
	{ Above 5 years ..	1	1	1	2	2	1	3	..	7	4	11
South Toxteth	{ Below 5 years	1	1	..	2	..	2
	{ Above 5 years	2	1	1	2	1	..	1	3	5	8
Parish	{ Below 5 years	2	2	1	3	2	1	2	6	7	13
	{ Above 5 years ..	10	11	6	6	15	8	15	9	46	34	80
Out-Townships	{ Below 5 years	3	3	2	6	2	8
	{ Above 5 years ..	5	8	10	10	18	13	12	5	45	36	81
City	{ Below 5 years	2	5	1	3	2	4	4	12	9	21
	{ Above 5 years ..	15	19	16	16	33	21	27	14	91	70	161

List of Streets in the City wherein Two or more Deaths from Fever
occurred during the Year 1885.

STREETS IN THE PARISH.	HOUSES.		Total.	STREETS IN THE OUT-TOWNSHIPS.	HOUSES.		Total.
	Front.	Court.			Front.	Court.	
Bond	2	2	Beaufort	2	..	2
Bostock	2	..	2	Caryl	2	..	2
Brownlow Hill	3	..	3	China	2	..	2
Burlington	2	2	Gore	5	5
Carlton	2	2	Grafton	2	..	2
Chaucer	2	2	4	Mount Vernon Road	2	2
Clare	1	1	2	Opie	2	..	2
Darwen	2	..	2	Park Road	3	3
Egypt	2	..	2	Rose Vale	2	..	2
Gascoyne	2	2	Upper Harrington	2	..	2
Gerard	2	..	2	West Derby Street	2	..	2
Raymond	2	2				
Richmond Row	2	..	2				
Rose Place	1	1	2				
Townsend	2	..	2				

Occupations of Persons who (either themselves or members of their family) have died from Fever in the Workhouses or Hospitals of the City, tabulated into Wards from whence they came, during the Year 1885.

LIVERPOOL PARISH WORKHOUSE.

OCCUPATIONS.				WARDS.														TOTAL.			
				Scotland.	Vauxhall.	St. Paul's.	Exchange.	St. Anne's.	Lime Street.	Castle Street.	St. Peter's.	Pitt Street.	Great George.	Rodney Street.	Abercromby.	Everton.	Kirkdale.		West Derby.	North Toxteth.	South Toxteth.
Labourers	12	6	..	1	2	1	1	1	3	1	3	1	32
Tradesmen	2	2	2	1	1	..	8
Seamen	1	1
Servants	1	3	2	1	7
Nurses	1	1
Males				9	4	..	1	2	1	1	3	27
Females				7	5	4	1	3	22
Total				16	9	..	1	6	1	1	1	6	49

ROYAL INFIRMARY.

OCCUPATIONS.	WARDS.			Residences outside the City.	TOTAL.
	Scotland.	Everton.	Kirkdale.		
Labourers	1	1	1	..	3
Tradesmen	1	1
Professions and Mercantile	1	1
Seamen	1	1
Males	1	1	2	4
Females	1	1	2
Total	1	1	1	3	6

CHILDREN'S INFIRMARY.

One male, son of a tradesman, residence in St. Anne's Ward.

NORTHERN HOSPITAL.

One male, a seaman, residence outside the City.

One male, son of a labourer, residence in Vauxhall Ward.

ROYAL SOUTHERN HOSPITAL.

One male, son of a tradesman, residence in Everton.

One male, son of a tradesman, residence in Great George Ward.

One female, a servant, residence in Everton.

One male, a labourer, residence out of the City.

WEST DERBY UNION WORKHOUSE HOSPITAL
(MILL ROAD).

One male, a tradesman, residence in Everton.

EVERTON HOSPITAL (NETHERFIELD ROAD).

OCCUPATIONS.	WARDS.						Residences outside the City.	TOTAL.
	St. Anne's.	St. Peter's.	Everton.	Kirkdale.	NorthToxteth.	SouthToxteth.		
Labourers	5	2	5	2	..	14
Tradesmen	1	2	2	..	1	6
Professions and Mercantile	1	1
Seamen	2	1	3
Servants	1	1
Males	1	..	2	4	3	1	1	12
Females	1	3	2	6	1	..	13
Total	1	1	5	6	9	2	1	25

Occupations of Persons who (either themselves or members of their family) have died from Fever in the different Wards of the City during the Year 1885. (Not included in the foregoing Tables of Deaths in Work-houses and Hospitals.)

OCCUPATIONS.	WARDS.																	TOTAL.
	Scotland.	Vauxhall	St Paul's.	Exchange.	St. Anne's.	Lime Street.	Castle Street.	St. Peter's.	Pitt Street.	Great George.	Rodney Street.	Abercromby.	Everton.	Kirkdale.	West Derby.	North Toxteth.	South Toxteth.	
Labourers	12	2	2	2	1	3	7	2	5	3	39
Tradesmen	4	1	2	..	2	1	1	8	2	6	6	6	39
Seamen	2	1	2	2	1	8
Professions and Mercantile	1	1	..	2	1	1	1	..	7
Servants	1	1

Males	9	2	2	1	1	..	1	1	1	10	6	5	9	5	53
Females	9	1	2	2	2	1	..	6	4	4	5	5	41
Total	18	3	4	3	3	..	1	2	1	16	10	9	14	10	94

TOXTETH WORKHOUSE.

(Not included in the Mortality of the City, being beyond the Municipal Boundaries.)

One male, a tradesman, residence in South Toxteth Ward.

SCARLATINA.

Scarlatina accounted during the year for 190 deaths, or for 62 in the Parish, and 128 in the Out-Townships. (The average number of deaths for the preceding ten years was 449.) The rate of its mortality was equal to 0·3 per 1000 of the estimated population. Its rate relatively to deaths from all causes was 1·4 per cent. in the first quarter, 1·1 in the second, 1·4 in the third, and 1·6 in the fourth quarter of the year; its annual rate relatively to all deaths was 1·4 per cent., and relatively to deaths from zymotic causes 7·5 per cent.

The first of the following tables gives a statistical history of the mortality of Scarlatina during the year 1885; the second is a record of the streets of the City wherein two or more deaths occurred from that disease.

WARDS.			QUARTERS.								YEAR.		
			March.		June.		Sept.		Dec.				
			M.	F.	M.	F.	M.	F.	M.	F.	M.	F.	Total.
Scotland	{ Below 5 years ..		2	2	1	2	2	5	8	4	13	13	26
	{ Above 5 years	1	1	1	1	..	1	2	3	5
Vauxhall	{ Below 5 years ..		1	1	1	1	2
	{ Above 5 years	1	1	..	1
St. Paul's	{ Below 5 years	1	1	1
	{ Above 5 years
Exchange	{ Below 5 years ..		1	1	1	1	2
	{ Above 5 years
St. Anne's	{ Below 5 years	2	..	1	..	3	..	3
	{ Above 5 years	1	1	..	1	..	3	3
Lime Street	{ Below 5 years
	{ Above 5 years	1	1	..	1
Castle Street	{ Below 5 years
	{ Above 5 years
St. Peter's	{ Below 5 years	1	..	1	1
	{ Above 5 years
Pitt Street	{ Below 5 years	1	1	1	1	2
	{ Above 5 years
Great George	{ Below 5 years
	{ Above 5 years	1	1	1
Rodney Street	{ Below 5 years
	{ Above 5 years	2	2	2
Abercromby	{ Below 5 years	1	1	1	1	2
	{ Above 5 years ..		1	1	..	1
Parish Workhouse and Hospitals	{ Below 5 years	2	1	..	2	1	1	..	4	3	7
	{ Above 5 years	1	1	1	1	2
Out-Township Hospitals	{ Below 5 years ..		3	2	..	1	..	1	2	2	5	6	11
	{ Above 5 years	1	..	1	3	..	3
Everton	{ Below 5 years ..		3	3	2	5	3	5	3	4	11	17	28
	{ Above 5 years ..		2	..	3	3	3	..	3	4	11	7	18
Kirkdale	{ Below 5 years ..		5	3	2	3	1	2	3	4	11	12	23
	{ Above 5 years ..		1	1	..	1	1	1	2	..	4	3	7
West Derby	{ Below 5 years	2	..	1	1	1	1	1	2	5	7
	{ Above 5 years ..		1	1	..	1	1	3	2	5
North Toxteth	{ Below 5 years	2	1	1	1	3	4
	{ Above 5 years ..		1	1	1	..	1	1	3	4
South Toxteth	{ Below 5 years ..		4	3	1	2	..	1	2	..	7	6	13
	{ Above 5 years ..		1	1	2	1	3	2	5	5
Parish	{ Below 5 years ..		4	5	3	2	7	9	10	6	24	22	46
	{ Above 5 years ..		1	1	2	3	3	4	..	2	6	10	16
Out-Townships	{ Below 5 years ..		15	15	6	13	5	10	11	11	37	49	86
	{ Above 5 years ..		6	4	4	5	6	2	9	6	25	17	42
City	{ Below 5 years ..		19	20	9	15	12	19	21	17	61	71	132
	{ Above 5 years ..		7	5	6	8	9	6	9	8	31	27	58

List of Streets in the City wherein Two or more Deaths from
Scarlatina occurred during the Year 1885.

STREETS IN THE PARISH.	HOUSES.		Total.	STREETS IN THE OUT- TOWNSHIPS.	HOUSES.		Total.
	Front.	Court.			Front.	Court.	
Back Colquitt	2	..	2	Aber	2	..	2
Benledi	2	..	2	Adelaide.....	2	..	2
Burlington.....	2	1	3	Amos	2	..	2
Clarence.....	2	..	2	Barry	3	..	3
Flint	2	..	2	Butterfield.....	2	..	2
Ford	1	1	2	Canterbury	2	..	2
Hornby	4	4	Christopher	2	..	2
Kent Square.....	2	..	2	Cleopas	2	..	2
Limekiln Lane	2	..	2	Combermere	2	2
Newsham	3	3	Devonshire Place.....	..	4	4
Page	2	..	2	Exmouth	2	..	2
Richmond Row.....	2	..	2	Gregson	2	..	2
				Herbert	2	..	2
				Mount Vernon View	2	2
				Poplar.....	2	..	2
				Rockingham	3	..	3
				Rutter.....	1	2	3
				Tavistock	2	..	2
				Tillard	2	..	2
				Walton Road.....	2	..	2
				Whalley	3	..	3
				Whitefield Road	1	1	2

MEASLES

Occasioned 716 deaths, of which 313 occurred in the Parish, and 403 in the Out-Townships. (The average number of deaths for the preceding ten years was 458.) Its percentage death-rate relatively to deaths from all causes was 3.0 in the first quarter of the year, 8.1 in the second, 4.6 in the third, and 5.2 in the fourth. Its annual percentage rate relatively to deaths from all causes was 5.2, and relatively to deaths from Zymotic causes 28.4.

WARDS.			QUARTERS.								YEAR.		
			March.		June.		Sept.		Dec.				
			M.	F.	M.	F.	M.	F.	M.	F.	M.	F.	Total.
Scotland	{	Below 5 years ..	5	5	29	18	15	8	8	13	57	44	101
	{	Above 5 years	1	1	1	1	2
Vauxhall	{	Below 5 years ..	11	8	11	12	2	..	1	..	25	20	45
	{	Above 5 years ..	2	1	2	1	3
St. Paul's	{	Below 5 years ..	5	5	3	7	1	..	1	9	13	22	22
	{	Above 5 years	1	1	1	1
Exchange	{	Below 5 years	1	4	7	..	1	1	..	5	9	14
	{	Above 5 years	1	1	1	1	2
St. Anne's	{	Below 5 years ..	1	..	19	18	1	4	21	22	43
	{	Above 5 years	2	2	..	2
Lime Street	{	Below 5 years	1	1	1	1	2
	{	Above 5 years
Castle Street	{	Below 5 years
	{	Above 5 years
St. Peter's	{	Below 5 years	1	..	1	1	1
	{	Above 5 years
Pitt Street	{	Below 5 years	1	2	3	3	4	5	9
	{	Above 5 years
Great George	{	Below 5 years	1	7	2	7	3	10
	{	Above 5 years
Rodney Street	{	Below 5 years	2	1	1	..	1	1	2	2	6	8
	{	Above 5 years
Abercromby	{	Below 5 years ..	2	3	1	1	..	4	3	7
	{	Above 5 years	1	1	..	2	2	2
Parish Workhouse and Hospitals	{	Below 5 years ..	6	12	3	4	8	6	17	22	39
	{	Above 5 years
Out-Township Hospitals	{	Below 5 years	2	2	..	2
	{	Above 5 years	1	1	..	1
Everton	{	Below 5 years ..	7	6	33	28	25	9	6	4	71	47	118
	{	Above 5 years	2	4	..	1	2	5	7
Kirkdale	{	Below 5 years ..	2	1	15	8	14	13	8	4	39	26	65
	{	Above 5 years	3	1	2	1	..	2	5	4	9
West Derby	{	Below 5 years ..	11	13	5	8	2	2	13	19	31	42	73
	{	Above 5 years	1	..	1	4	3	4	5	9
North Toxteth	{	Below 5 years	1	1	8	8	14	21	23	30	53
	{	Above 5 years	1	..	1	1	2	1	3	3
South Toxteth	{	Below 5 years ..	1	..	4	11	16	10	9	7	30	28	58
	{	Above 5 years	1	..	1	..	3	2	3	5	5
Parish	{	Below 5 years ..	30	37	72	67	20	17	30	28	152	149	301
	{	Above 5 years ..	2	1	3	4	1	1	6	6	12
Out-Townships	{	Below 5 years ..	21	20	60	56	65	42	50	55	196	173	369
	{	Above 5 years	1	7	6	4	2	5	9	16	18	34
City	{	Below 5 years ..	51	57	132	123	85	59	80	83	348	322	670
	{	Above 5 years ..	2	2	10	10	5	2	5	10	22	24	46

DIARRHŒA

Accounted for 422 deaths, or for 171 in the Parish, and 251 in the Out-townships. (The average number of deaths for the preceding ten years was 700). Its percentage death-rate relatively to deaths from all causes was 1·1 in the first quarter of the year, 1·2 in the second, 8·8 in the third, and 1·6 in the fourth quarter. Its annual percentage rate relatively to deaths from all causes was 3·1, and relatively to deaths from Zymotic causes 16·7.

WARDS.		QUARTERS.								YEAR.		
		March.		June.		Sept.		Dec.				
		M.	F.	M.	F.	M.	F.	M.	F.	M.	F.	Total.
Scotland	{ Below 5 years ..	2	4	2	1	20	18	6	4	30	27	57
	{ Above 5 years ..	1	3	2	3	3	6
Vauxhall	{ Below 5 years	1	2	1	8	6	1	1	11	9	20
	{ Above 5 years
St. Paul's	{ Below 5 years	1	2	1	..	1	2	3	5
	{ Above 5 years
Exchange	{ Below 5 years ..	1	1	2	..	2
	{ Above 5 years	1	1	1
St. Anne's	{ Below 5 years	10	4	10	4	14
	{ Above 5 years	1	1	1	..	1	2	3
Lime Street	{ Below 5 years	1	..	4	2	5	2	7
	{ Above 5 years
Castle Street	{ Below 5 years	1	1	..	1
	{ Above 5 years
St. Peter's	{ Below 5 years
	{ Above 5 years
Pitt Street	{ Below 5 years	1	2	1	1	..	3	2	5
	{ Above 5 years
Great George	{ Below 5 years	5	1	5	1	6
	{ Above 5 years	1	1	1
Rodney Street	{ Below 5 years	3	..	2	1	5	1	6
	{ Above 5 years	1	1	..	1
Abercromby	{ Below 5 years	1	..	1	..	2	..	2
	{ Above 5 years
Parish Workhouse and Hospitals	{ Below 5 years	1	1	2	1	3	4
	{ Above 5 years ..	1	3	4	4	3	5	4	6	12	18	30
Out-Township Hospitals	{ Below 5 years	1	1	..	1
	{ Above 5 years	1	..	1	1
Everton	{ Below 5 years ..	2	5	5	5	34	26	2	2	43	38	81
	{ Above 5 years	1	1	1	1	2	1	1	3	5	8
Kirkdale	{ Below 5 years	4	1	..	24	17	3	4	28	25	53
	{ Above 5 years ..	1	1	1	1	..	1	2	3	5
West Derby	{ Below 5 years ..	1	1	..	1	10	8	2	..	13	10	23
	{ Above 5 years	1	1	1	1	2
North Toxteth	{ Below 5 years ..	1	1	17	10	3	1	21	12	33
	{ Above 5 years	1	1	1	1	2
South Toxteth	{ Below 5 years ..	1	1	1	..	14	12	4	3	20	16	36
	{ Above 5 years ..	1	1	1	3	2	4	6
Parish	{ Below 5 years ..	3	7	9	3	56	35	9	7	77	52	129
	{ Above 5 years ..	2	8	5	4	5	7	5	6	17	25	42
Out-Townships	{ Below 5 years ..	5	11	8	7	99	73	14	10	126	101	227
	{ Above 5 years ..	2	3	2	2	4	7	1	3	9	15	24
City	{ Below 5 years ..	8	18	17	10	155	108	23	17	203	153	356
	{ Above 5 years ..	4	11	7	6	9	14	6	9	26	40	66

List of Streets in the City wherein Three or more Deaths from
Diarrhoea occurred during the Year 1885.

STREETS IN THE PARISH.	HOUSES.		Total.	STREETS IN THE OUT- TOWNSHIPS.	HOUSES.		Total.
	Front.	Court.			Front.	Court.	
Beau	2	1	3	Arlington	5	..	5
Blandford	2	1	3	Beaufort	5	..	5
Bond	1	2	3	Buckingham	3	..	3
Burlington	3	3	China	3	..	3
Gildart's Gardens	2	1	3	Edinburgh	3	..	3
Hornby	3	3	Elias	5	..	5
Islington	3	..	3	Gore	4	4
Menai	3	..	3	Lamb	3	..	3
Paul	1	2	3	Leyden	3	..	3
Raymond	3	3	6	Mann	5	5
Richmond Row	3	..	3	Paley	3	..	3
Rose Place	4	4	Robsart	8	1	9
St. Anne	3	..	3				

DIARRHŒA IN DATES OF DEATH, 1885.

DATE. June.	No. of Deaths.	Mean Reading of Barometer.	Mean Tempe- rature.	RAIN.		WIND.	
				Amount in Inches.	Hours.	Mean Daily Velocity in Miles.	DIRECTION.
1	..	30·261	54·3	238	WNW
2	..	30·208	57·9	192	W
3	2	29·959	64·9	216	SSE & NW
4	1	29·788	65·0	229	NNW
5	..	29·760	56·3	0·048	1·5	319	WNW
6	..	29·991	55·5	0·277	3·9	226	NNW
7	..	29·811	57·9	0·822	4·5	278	E
8	1	29·833	52·7	0·032	1·8	365	ENE
9	1	30·073	51·9	383	WNW
10	..	30·332	53·0	214	ESE
11	..	30·355	60·0	204	SE & WNW
12	..	30·305	61·6	164	SE & NW
13	..	30·199	60·4	172	WNW
14	1	30·138	57·6	267	NWW
15	1	30·135	55·3	305	WNW
16	..	30·020	53·7	0·194	2·8	225	ESE & W
17	1	29·914	58·3	258	ESE & SW
18	..	29·862	58·7	0·070	2·5	397	WSW
19	..	29·649	55·8	517	WSW
20	..	29·465	54·9	0·017	0·6	870	WSW
21	..	29·945	53·9	857	W
22	..	29·989	55·1	391	SSW
23	..	29·989	54·8	0·478	9·4	171	WNW & E
24	1	29·950	52·2	0·080	5·5	247	NNW
25	1	30·112	52·7	193	NNW & E
26	..	30·306	56·3	261	NW & NE
27	1	30·305	59·6	128	WNW & SE
28	..	30·149	62·2	207	ESE
29	2	30·028	57·4	333	WNW
30	..	30·076	54·8	335	NW

DIARRHŒA IN DATES OF DEATH, 1885.

DATE. July.	No. of Deaths.	Mean Reading of Barometer.	Mean Tempe- rature.	RAIN.		WIND.	
				Amount in Inches.	Hours.	Mean Daily Velocity in Miles.	DIRECTION.
1	1	30.155	57.7	296	WNW
2	1	30.180	59.6	146	NW
3	1	30.173	59.8	165	WNW
4	..	30.243	59.9	253	WNW
5	..	30.259	61.2	260	W
6	4	30.189	62.6	0.662	8.9	335	SW
7	..	29.998	58.2	0.352	4.8	401	S
8	1	29.960	55.9	380	W
9	1	30.165	59.1	285	SW
10	1	30.154	60.1	216	SSW & NW
11	2	30.002	62.0	345	SW
12	2	30.064	54.9	0.012	0.3	305	WNW
13	..	30.082	55.0	0.006	0.4	293	WNW
14	1	30.211	59.1	201	WNW
15	..	30.113	57.9	0.076	1.5	416	WSW
16	1	29.995	54.6	0.098	1.0	386	W
17	1	29.982	57.5	0.017	1.0	485	W
18	2	29.784	60.7	0.293	7.5	407	SW
19	1	29.748	59.1	0.774	9.0	194	WNW
20	..	29.892	60.7	335	WNW
21	1	30.266	65.2	191	WNW & E
22	2	30.386	64.9	262	ESE
23	1	30.328	64.5	143	NE & NW
24	1	30.275	65.7	136	WNW
25	2	30.309	67.2	122	WNW
26	3	30.346	67.8	155	WNW
27	3	30.330	65.6	248	WNW & ENE
28	2	30.371	60.2	356	E
29	3	30.351	61.0	269	ENE
30	2	30.310	59.6	232	E
31	1	30.243	60.5	238	ESE

DIARRHŒA IN DATES OF DEATH, 1885.

DATE. August.	No. of Deaths.	Mean Reading of Barometer.	Mean Tempe- rature.	RAIN.		Mean Daily Velocity in Miles.	WIND. DIRECTION.
				Amount in Inches.	Hours.		
1	4	30.176	59.8	226	NW & ESE
2	4	30.147	60.4	197	ENE & NNW
3	5	30.065	55.0	0.127	1.2	326	WNW
4	5	29.959	53.1	0.180	4.2	336	ENE
5	6	29.984	56.5	0.434	4.0	164	ENE
6	12	29.925	60.9	0.175	3.8	219	SE
7	6	29.778	57.5	0.033	0.7	338	W
8	2	29.852	57.5	0.134	3.6	553	W
9	9	29.711	60.9	0.090	1.6	469	SSE
10	5	29.425	59.7	0.057	1.5	635	SSW
11	7	29.590	56.3	0.174	1.8	601	WSW
12	8	29.592	55.9	0.318	2.5	549	WSW
13	8	29.958	53.1	791	W
14	3	30.292	52.8	243	WNW
15	4	30.296	60.9	129	SSE & NNW
16	6	30.233	61.3	154	NW
17	10	30.134	59.1	380	WNW
18	5	30.136	54.2	308	NW
19	5	30.123	58.2	240	WNW
20	6	30.024	58.9	0.089	3.4	281	NNE
21	3	29.940	60.8	315	NNE
22	5	29.873	58.5	255	WNW
23	1	29.899	58.2	239	ESE & NW
24	4	29.992	60.2	207	SE & NW
25	5	30.018	59.7	185	NW & ENE
26	4	30.033	54.5	494	E
27	4	29.981	50.9	0.124	4.8	391	E
28	7	29.952	50.9	504	ENE
29	4	30.008	51.8	331	ENE
30	3	30.066	52.9	194	ESE & NE
31	3	30.029	54.5	..	:	321	ESE

DIARRHŒA IN DATES OF DEATH, 1885.

DATE. Sept.	No. of Deaths.	Mean Reading of Barometer.	Mean Tempe- rature.	RAIN.		Mean Daily Velocity in Miles.	WIND. DIRECTION.
				Amount in Inches.	Hours.		
1	6	30.098	55.8	319	SE
2	4	29.782	56.4	0.311	4.7	559	ESE
3	5	29.524	58.7	307	WSW
4	5	29.478	59.1	0.345	4.7	344	SE
5	3	29.479	56.5	0.010	0.3	429	WSW
6	2	29.617	58.5	0.110	1.5	205	WSW & ESE
7	5	29.578	57.4	275	E
8	1	29.685	56.1	0.282	4.5	342	WSW
9	1	29.615	54.7	0.065	0.5	804	WSW
10	7	29.675	54.7	0.287	1.6	405	WSW
11	2	29.680	53.5	0.395	7.3	487	WNW
12	2	29.655	58.9	0.017	0.8	694	SSW
13	1	29.868	56.6	0.227	2.3	574	WSW
14	2	29.788	58.9	0.256	4.7	496	SE & SSW
15	2	29.698	61.0	0.150	2.9	489	SSW
16	4	29.925	56.0	409	SW
17	4	30.000	56.1	0.010	0.4	154	SSE & W
18	2	30.039	54.2	0.282	4.8	172	WNW
19	1	29.837	54.5	0.026	0.3	549	WSW
20	2	29.948	57.0	0.082	0.9	424	SW
21	4	30.127	51.3	467	WNW
22	3	30.218	58.1	0.008	0.3	175	SSW
23	..	30.126	53.9	0.014	0.2	410	WNW
24	..	30.070	48.2	0.364	4.4	692	WNW
25	2	29.938	45.2	0.295	4.3	338	NNW
26	2	29.951	44.8	246	NNE
27	4	30.011	45.8	286	NNW
28	3	29.902	50.3	0.427	5.1	254	SSW
29	1	29.739	50.6	0.033	0.5	370	WNW
30	2	29.383	51.2	0.126	2.2	551	WSW

DIARRHŒA IN DATES OF DEATH, 1885.

DATE. October	No. of Deaths.	Mean Reading of Barometer.	Mean Tempe- rature.	RAIN.		WIND.	
				Amount in Inches.	Hours.	Mean Daily Velocity in Miles.	DIRECTION.
1	3	29.539	51.2	0.070	1.1	735	WSW
2	1	29.702	52.8	0.026	0.6	613	WSW
3	1	29.772	48.8	0.013	0.4	659	WSW
4	..	29.715	49.9	0.443	2.5	458	WSW
5	3	29.516	47.2	0.110	1.6	816	WSW
6	1	29.535	46.5	0.723	8.6	476	W & Var.
7	..	29.752	47.9	0.188	2.1	530	WNW
8	3	29.472	48.5	0.274	4.5	596	WSW
9	2	29.296	46.8	0.101	1.7	525	WNW
10	1	29.272	44.8	0.166	3.5	426	NNW & Var.
11	1	29.655	42.0	0.062	0.4	307	NNW
12	2	29.818	44.1	375	NNW
13	..	29.941	45.6	0.140	2.5	709	NW
14	..	29.907	47.5	0.014	0.3	539	NNW
15	2	30.154	48.2	0.078	0.6	422	ENE
16	2	30.132	48.7	0.045	0.7	464	ENE
17	..	30.167	47.7	160	SE & W
18	1	30.173	46.0	0.123	3.2	152	W
19	1	30.139	44.6	148	ENE
20	2	29.993	42.2	84	SSE
21	1	29.732	42.8	0.685	11.9	318	ESE
22	..	29.627	41.1	0.470	14.1	355	ENE
23	..	29.545	44.1	0.438	10.5	566	NE
24	1	29.457	43.7	567	NNW
25	..	29.544	46.9	0.333	9.3	271	SSW & Var.
26	..	29.099	46.0	0.197	4.5	714	W & Var.
27	1	29.260	42.8	0.225	2.9	1030	W
28	..	29.403	44.6	0.356	3.4	981	WNW
29	2	29.888	42.3	321	NNW
30	..	29.854	40.1	0.713	10.6	500	ESE
31	..	29.578	40.9	0.219	7.5	355	ENE & SE

WHOOPIING COUGH

Occasioned 396 deaths, or 164 in the Parish and 232 in the Out-Townships. (The average number of deaths for the preceding ten years was 469). Its percentage death-rate relatively to deaths from all causes was 2·3 in the first quarter of the year, 3·0 in the second, 3·1 in the third, and 3·1 in the fourth; its percentage rate relatively to deaths from all causes was 2·9, and relatively to deaths from Zymotic causes 15·7.

DEATHS FROM WHOOPING COUGH.

WARDS.		QUARTERS.								YEAR.		
		March.		June.		Sept.		Dec.				Total.
		M.	F.	M.	F.	M.	F.	M.	F.	M.	F.	
Scotland	{ Below 5 years	13	16	4	9	3	11	3	11	23	47	70
	{ Above 5 years	..	1	1	1	1	2	3
Vauxhall	{ Below 5 years	2	1	..	1	1	..	1	2	4	4	8
	{ Above 5 years
St. Paul's	{ Below 5 years	1	1	1	1	2	3
	{ Above 5 years	1	1	..	1
Exchange	{ Below 5 years	..	1	1	1	1	2
	{ Above 5 years
St. Anne's	{ Below 5 years	3	5	3	1	1	..	1	2	8	8	16
	{ Above 5 years
Lime Street	{ Below 5 years	1	2	..	3	1	5	6
	{ Above 5 years
Castle Street	{ Below 5 years	1	..	1	1
	{ Above 5 years	1	..	1	..	1
St. Peter's	{ Below 5 years	1	2	1	3	1	4
	{ Above 5 years
Pitt Street	{ Below 5 years	2	7	2	7	9
	{ Above 5 years	1	..	1	..	1
Great George	{ Below 5 years	2	3	3	3	5	8
	{ Above 5 years
Rodney Street	{ Below 5 years	1	..	2	2	2	3	5	5	10
	{ Above 5 years
Abercromby	{ Below 5 years	2	3	2	3	1	..	1	2	6	8	14
	{ Above 5 years
Parish Workhouse and Hospitals	{ Below 5 years	1	1	1	1	2	1	4	3	7
	{ Above 5 years
Out-Township Hospitals	{ Below 5 years
	{ Above 5 years
Everton	{ Below 5 years	4	8	16	16	7	14	2	8	29	46	75
	{ Above 5 years	1	1	1	1	2
Kirkdale	{ Below 5 years	6	9	4	6	6	6	1	5	17	26	43
	{ Above 5 years	2	1	1	2	3
West Derby	{ Below 5 years	1	1	9	8	5	8	4	5	19	22	41
	{ Above 5 years	1	1	..	1
North Toxteth	{ Below 5 years	1	1	2	3	5	8	8	5	16	17	33
	{ Above 5 years	1	1	..	1
South Toxteth	{ Below 5 years	5	4	2	7	7	7	14	18	32
	{ Above 5 years	1	1	1
Parish	{ Below 5 years	24	28	11	15	9	18	17	36	61	97	158
	{ Above 5 years	..	1	1	..	1	1	2	..	4	2	6
Out-Townships	{ Below 5 years	12	19	36	37	25	43	22	30	95	129	224
	{ Above 5 years	1	1	..	2	3	1	4	4	8
City	{ Below 5 years	36	47	47	52	34	61	39	66	156	226	382
	{ Above 5 years	1	2	1	2	4	2	2	..	8	6	14

DEATHS FROM CROUP.

WARDS.		QUARTERS.								YEAR.		
		March.		June.		Sept.		Dec.		M.	F.	Total.
		M.	F.	M.	F.	M.	F.	M.	F.			
Scotland	{ Below 5 years ..	3	2	1	1	..	2	4	5	9
	{ Above 5 years	1	3	1	1	..	4	2	6
Vauxhall	{ Below 5 years	2	..	1	3	3
	{ Above 5 years
St. Paul's	{ Below 5 years
	{ Above 5 years
Exchange	{ Below 5 years	2	2	2
	{ Above 5 years
St. Anne's	{ Below 5 years	1	..	1	1	1
	{ Above 5 years	1	..	1	..	1
Lime Street	{ Below 5 years	1	1	1	1
	{ Above 5 years
Castle Street	{ Below 5 years	1	1	..	1
	{ Above 5 years
St. Peter's	{ Below 5 years
	{ Above 5 years
Pitt Street	{ Below 5 years	3	..	1	3	1	4	4
	{ Above 5 years
Great George	{ Below 5 years ..	1	1	..	1	1	2	3	3
	{ Above 5 years
Rodney Street.....	{ Below 5 years	1	1	1	1
	{ Above 5 years
Abercromby.....	{ Below 5 years	2	2	2	2	4	4
	{ Above 5 years
Parish Workhouse and Hospitals	{ Below 5 years	2	..	2	2	2
	{ Above 5 years
Out-Township Hospitals	{ Below 5 years
	{ Above 5 years
Everton	{ Below 5 years ..	6	9	8	4	7	5	4	6	25	24	49
	{ Above 5 years	1	..	2	1	..	4	4	4
Kirkdale	{ Below 5 years ..	8	7	5	2	2	9	1	1	16	19	35
	{ Above 5 years ..	1	..	1	1	1	..	3	1	4
West Derby.....	{ Below 5 years ..	3	2	3	1	3	2	6	2	15	7	22
	{ Above 5 years	2	1	..	1	2	2	4
North Toxteth.....	{ Below 5 years ..	4	3	5	2	2	1	2	3	13	9	22
	{ Above 5 years ..	1	1	..	2	1	3	4
South Toxteth.....	{ Below 5 years ..	4	4	2	1	1	5	4	6	11	16	27
	{ Above 5 years ..	1	1	1	1	..	3	1	4
Parish	{ Below 5 years ..	4	7	1	5	6	3	..	5	11	20	31
	{ Above 5 years	1	3	1	2	..	5	2	7
Out-Townships	{ Below 5 years ..	25	25	23	10	15	22	17	18	80	75	155
	{ Above 5 years ..	3	2	4	3	..	2	2	4	9	11	20
City	{ Below 5 years ..	29	32	24	15	21	25	17	23	91	95	186
	{ Above 5 years ..	3	3	7	3	..	3	4	4	14	13	27

DEATHS FROM DIPHTHERIA.

WARDS.		QUARTERS.								YEAR.		
		March.		June.		Sept.		Dec.				
		M.	F.	M.	F.	M.	F.	M.	F.	M.	F.	Total.
Scotland	{ Below 5 years	2	1	2	1	3
	{ Above 5 years	1	1	1	1	2	3
Vauxhall	{ Below 5 years
	{ Above 5 years	2	2	2
St. Paul's	{ Below 5 years	1	1	1
	{ Above 5 years
Exchange	{ Below 5 years
	{ Above 5 years	1	1	1
St. Anne's	{ Below 5 years	1	1	1
	{ Above 5 years
Lime Street	{ Below 5 years	1	..	1	..	1
	{ Above 5 years	1	1	1
Castle Street	{ Below 5 years
	{ Above 5 years
St. Peter's	{ Below 5 years ..	1	1	2	..	2
	{ Above 5 years
Pitt Street	{ Below 5 years	1	..	1	..	2	..	2
	{ Above 5 years	1	1	..	1
Great George	{ Below 5 years	1	1	..	1
	{ Above 5 years
Rodney Street	{ Below 5 years	1	2	1	2	2	4	4
	{ Above 5 years	2	..	2	..	2	2
Abercromby	{ Below 5 years	1	1	1	1	2	2
	{ Above 5 years ..	1	1	..	1	1
Parish Workhouse and Hospitals	{ Below 5 years	2	1	1	1	..	3	2	5	5
	{ Above 5 years	1	..	2	3	3	3
Out-Township Hospitals	{ Below 5 years	2	2	..	1	2	3	5
	{ Above 5 years	2	..	1	1	..	4	4	4
Everton	{ Below 5 years ..	3	3	3	3	2	2	1	1	9	9	18
	{ Above 5 years ..	4	2	1	2	..	4	..	2	5	10	15
Kirkdale	{ Below 5 years ..	2	3	2	1	4	4	8
	{ Above 5 years ..	1	1	..	2	..	1	1	4	5
West Derby	{ Below 5 years ..	4	3	..	2	3	..	7	5	12
	{ Above 5 years ..	1	1	1	..	1	2	1	2	4	5	9
North Toxteth	{ Below 5 years ..	2	2	1	2	3	4	7
	{ Above 5 years ..	1	3	1	..	2	3	5
South Toxteth	{ Below 5 years ..	3	1	1	1	4	2	6
	{ Above 5 years	1	..	1	..	1	..	3	3
Parish	{ Below 5 years ..	1	2	4	1	5	3	4	2	14	8	22
	{ Above 5 years ..	1	3	..	2	2	4	2	..	5	9	14
Out-Townships	{ Below 5 years ..	14	9	7	6	2	6	6	6	29	27	56
	{ Above 5 years ..	7	9	2	6	1	8	2	6	12	29	41
City	{ Below 5 years ..	15	11	11	7	7	9	10	8	43	35	78
	{ Above 5 years ..	8	12	2	8	3	12	4	6	17	38	55

DEATHS FROM SMALL-POX.

WARDS.		QUARTERS.								YEAR.		
		March.		June.		Sept.		Dec.				
		M.	F.	M.	F.	M.	F.	M.	F.	M.	F.	Total.
Scotland	{ Below 5 years
	{ Above 5 years
Vauxhall	{ Below 5 years	1	1	1
	{ Above 5 years
St. Paul's	{ Below 5 years
	{ Above 5 years
Exchange	{ Below 5 years
	{ Above 5 years
St. Anne's	{ Below 5 years
	{ Above 5 years	1	..	1	1	1
Lime Street	{ Below 5 years ..	1	1	..	1
	{ Above 5 years
Castle Street	{ Below 5 years
	{ Above 5 years
St. Peter's	{ Below 5 years
	{ Above 5 years
Pitt Street	{ Below 5 years
	{ Above 5 years
Great George	{ Below 5 years
	{ Above 5 years
Rodney Street	{ Below 5 years
	{ Above 5 years
Abercromby	{ Below 5 years
	{ Above 5 years
Parish Workhouses and Hospitals	{ Below 5 years
	{ Above 5 years
Out-Township Hospitals	{ Below 5 years	2	1	1	..	2	2	4
	{ Above 5 years ..	6	4	3	5	2	..	8	8	19	17	36
Everton	{ Below 5 years
	{ Above 5 years	2	..	2	..	2
Kirkdale	{ Below 5 years	1	1	1
	{ Above 5 years
West Derby	{ Below 5 years
	{ Above 5 years
North Toxteth	{ Below 5 years
	{ Above 5 years
South Toxteth	{ Below 5 years
	{ Above 5 years
Parish	{ Below 5 years ..	1	1	1	1	2
	{ Above 5 years	1	..	1	1	1
Out-Townships	{ Below 5 years	3	1	1	..	2	3	5
	{ Above 5 years ..	6	4	3	5	2	..	10	8	21	17	38
City	{ Below 5 years ..	1	4	1	1	..	3	4	7
	{ Above 5 years ..	6	4	3	5	2	..	10	9	21	18	39

OTHER ZYMOTICS.

Under the term of other Zymotics are included:—Chicken Pox, Cholera, Dysentery, Infantile Remittent Fever, Erysipelas, Syphilis, Thrush, Puerperal Fever, Rheumatic Fever, Quinsy, Mumps, Ague, Purpura, and Charbon.

WARDS.		QUARTERS.								YEAR.		
		March.		June.		Sept.		Dec.				
		M.	F.	M.	F.	M.	F.	M.	F.	M.	F.	Total.
Scotland	{ Below 5 years ..	4	1	1	1	1	4	4	1	10	7	17
	{ Above 5 years ..	1	1	2	1	2	1	..	3	5	6	11
Vauxhall	{ Below 5 years	1	2	1	..	1	2	2	4
	{ Above 5 years	1	1	1	..	1	..	3	1	4
St. Paul's	{ Below 5 years	1	1	..	1
	{ Above 5 years	1	1	2	2
Exchange	{ Below 5 years
	{ Above 5 years ..	1	..	1	2	..	2
St. Anne's	{ Below 5 years	1	1	2	1	3	4
	{ Above 5 years	1	1	1	1	2
Lime Street	{ Below 5 years	1	1	1	1	2
	{ Above 5 years	1	..	2	1	..	1	3	4
Castle Street	{ Below 5 years
	{ Above 5 years
St. Peter's	{ Below 5 years
	{ Above 5 years
Pitt Street	{ Below 5 years	1	1	..	1	1	2
	{ Above 5 years	1	1	1
Great George	{ Below 5 years	1	1	1	1	2
	{ Above 5 years ..	1	1	1	1	2
Rodney Street	{ Below 5 years	1	1	1	1	..	2	2	4
	{ Above 5 years ..	1	..	2	..	1	4	..	4
Abercromby	{ Below 5 years	1	1	1	2	..	2	2	5	7
	{ Above 5 years	1	1	1	1	..	2	2	4
Parish Workhouse and Hospitals	{ Below 5 years ..	2	5	2	2	1	4	2	4	7	15	22
	{ Above 5 years ..	2	1	1	4	2	..	1	2	6	7	13
Out-Township Hospitals	{ Below 5 years ..	1	1	..	1
	{ Above 5 years ..	3	1	1	..	3	7	1	8
Everton	{ Below 5 years ..	3	2	2	1	4	1	2	1	11	5	16
	{ Above 5 years ..	2	3	1	..	2	2	1	..	6	5	11
Kirkdale	{ Below 5 years ..	1	1	1	1	3	2	1	3	6	7	13
	{ Above 5 years ..	1	5	..	3	1	1	..	3	2	12	14
West Derby	{ Below 5 years	2	1	1	1	3	4
	{ Above 5 years ..	4	2	1	3	2	2	1	..	8	7	15
North Toxteth	{ Below 5 years ..	1	2	4	..	1	3	5	8
	{ Above 5 years ..	1	1	2	1	3	1	..	1	6	4	10
South Toxteth	{ Below 5 years ..	1	1	1	..	2	1	..	1	4	3	7
	{ Above 5 years ..	1	1	..	1	1	..	2	2	4
Parish	{ Below 5 years ..	6	8	5	7	9	14	8	8	28	37	65
	{ Above 5 years ..	6	5	8	8	6	5	5	6	25	24	49
Out-Townships	{ Below 5 years ..	7	4	4	4	12	9	3	6	26	23	49
	{ Above 5 years ..	12	13	5	8	11	6	3	4	31	31	62
City	{ Below 5 years ..	13	12	9	11	21	23	11	14	54	60	114
	{ Above 5 years ..	18	18	13	16	17	11	8	10	56	55	111

TUBERCULAR DISEASES.

This group of diseases includes Phthisis, Scrofula, Tabes Mesenterica, and Hydrocephalus. They occasioned 1,706 deaths in the City of Liverpool during the year 1885, of which 715 occurred in the Parish, and 991 in the Out-Townships. (The average number of deaths for the preceding 10 years was 1,962). The death-rate was 2.9 per 1,000 of the estimated population; their percentage death-rate relatively to deaths from all causes was 12.4.

PHTHISIS.

The deaths from Phthisis amounted to 1,270, the average number for the preceding ten years being 1,405.

WARDS.		QUARTERS.								YEAR.		
		March.		June.		Sept.		Dec.				
		M.	F.	M.	F.	M.	F.	M.	F.	M.	F.	Total.
Scotland	{ Below 5 years	1	..	1	2	..	1	1	3	3	6
	{ Above 5 years ..	7	15	11	17	10	13	8	15	36	60	96
Vauxhall	{ Below 5 years	1	1	1
	{ Above 5 years ..	2	4	4	1	1	2	7	7	14
St. Paul's	{ Below 5 years
	{ Above 5 years ..	2	4	3	1	1	..	1	4	7	9	16
Exchange	{ Below 5 years
	{ Above 5 years ..	6	5	4	3	3	1	1	..	14	9	23
St. Anne's	{ Below 5 years	1	1	1
	{ Above 5 years ..	7	10	5	5	2	6	3	5	17	26	43
Lime Street	{ Below 5 years	1	1	1	1
	{ Above 5 years	2	2	2	1	2	..	3	3	9	12
Castle Street	{ Below 5 years
	{ Above 5 years	1	1	..	1	1	2
St. Peter's	{ Below 5 years
	{ Above 5 years	1	..	1	1	..	3	3	3
Pitt Street	{ Below 5 years
	{ Above 5 years ..	2	..	1	..	3	..	1	6	1	7	7
Great George	{ Below 5 years
	{ Above 5 years ..	1	4	2	3	1	1	4	8	12
Rodney Street	{ Below 5 years
	{ Above 5 years ..	3	2	3	3	5	..	2	4	13	9	22
Abercromby	{ Below 5 years	2	2	..	2
	{ Above 5 years ..	5	2	5	5	2	2	2	5	14	14	28
Parish Workhouse and Hospitals	{ Below 5 years ..	1	..	1	3	1	5	1	6
	{ Above 5 years ..	54	31	41	20	23	23	43	26	161	100	261
Out-Township Hospitals	{ Below 5 years
	{ Above 5 years ..	15	5	10	9	14	9	12	5	51	28	79
Everton	{ Below 5 years	2	2	2	..	2	1	6	3	9
	{ Above 5 years ..	23	33	23	31	29	29	21	26	96	119	215
Kirkdale	{ Below 5 years	1	..	1	1	..	3	3	3
	{ Above 5 years ..	18	14	10	14	10	13	9	11	47	52	99
West Derby	{ Below 5 years	3	1	1	1	4	2	6
	{ Above 5 years ..	11	20	15	10	11	11	17	12	54	53	107
North Toxteth	{ Below 5 years	1	2	1	2	3
	{ Above 5 years ..	15	9	18	16	10	15	14	12	57	52	109
South Toxteth	{ Below 5 years	1	..	1	..	2	..	4	..	4
	{ Above 5 years ..	11	9	8	8	7	15	7	15	33	47	80
Parish	{ Below 5 years ..	1	2	3	1	2	2	4	2	10	7	17
	{ Above 5 years ..	89	81	81	61	52	50	61	64	283	256	539
Out-Townships	{ Below 5 years	1	7	4	3	2	5	3	15	10	25
	{ Above 5 years ..	93	90	84	88	81	92	80	81	338	351	689
City	{ Below 5 years ..	1	3	10	5	5	4	9	5	25	17	42
	{ Above 5 years ..	182	171	165	149	133	142	141	145	621	607	1228

DEATHS FROM THE OTHER TUBERCULAR DISEASES.

WARDS.		QUARTERS.								YEAR.		
		March.		June.		Sept.		Dec.				
		M.	F.	M.	F.	M.	F.	M.	F.	M.	F.	Total.
Scotland	{ Below 5 years ..	4	10	6	9	7	6	6	7	23	32	55
	{ Above 5 years ..	1	..	2	3	1	1	4	4	8
Vauxhall	{ Below 5 years ..	1	2	1	..	1	1	1	2	4	5	9
	{ Above 5 years	1	..	1	2	2
St. Paul's	{ Below 5 years	1	..	1	..	1
	{ Above 5 years	1	..	1	1	1	1	2
Exchange	{ Below 5 years	1	..	1	..	2	1	4	1	5
	{ Above 5 years	1	1	..	2	2	2
St. Anne's	{ Below 5 years ..	2	..	1	2	2	..	2	1	7	3	10
	{ Above 5 years	1	1	1	1
Lime Street	{ Below 5 years	2	1	2	1	3
	{ Above 5 years	1	1	1	1
Castle Street	{ Below 5 years	1	1	1	1
	{ Above 5 years
St. Peter's	{ Below 5 years	1	3	3	1	4
	{ Above 5 years	2	1	3	3	3
Pitt Street	{ Below 5 years ..	2	1	..	1	..	1	2	3	5
	{ Above 5 years	1	1	1	1	2
Great George	{ Below 5 years	3	3	3	3	6
	{ Above 5 years	3	3	..	3
Rodney Street	{ Below 5 years ..	2	..	1	2	..	1	3	2	6	5	11
	{ Above 5 years
Abercromby	{ Below 5 years ..	2	1	..	2	2	1	..	1	4	5	9
	{ Above 5 years ..	1	1	1	2	1	3
Parish Workhouse and Hospitals	{ Below 5 years	1	2	2	..	1	2	4	6
	{ Above 5 years	1	1	..	4	1	5	2	7
Out-Township Hospitals	{ Below 5 years	1	2	1	2	3
	{ Above 5 years	1	2	2	4	6	3	9
Everton	{ Below 5 years ..	11	9	13	9	6	15	11	5	41	38	79
	{ Above 5 years ..	3	2	5	3	1	1	1	4	10	10	20
Kirkdale	{ Below 5 years ..	3	7	3	2	2	11	8	1	16	21	37
	{ Above 5 years ..	1	2	..	1	2	4	2	6
West Derby	{ Below 5 years ..	12	7	10	3	5	3	3	6	30	19	49
	{ Above 5 years ..	2	2	2	1	4	3	7
North Toxteth	{ Below 5 years ..	3	1	4	5	6	4	3	5	16	15	31
	{ Above 5 years	3	1	..	1	1	1	..	3	4	7
South Toxteth	{ Below 5 years ..	6	3	6	1	1	7	2	..	15	11	26
	{ Above 5 years	1	2	..	3	..	3
Parish	{ Below 5 years ..	13	19	18	17	15	13	15	15	61	64	125
	{ Above 5 years ..	2	5	2	6	8	4	4	3	16	18	34
Out-Townships	{ Below 5 years ..	35	27	37	22	20	40	27	17	119	106	225
	{ Above 5 years ..	6	8	11	6	8	2	5	6	30	22	52
City	{ Below 5 years ..	48	46	55	39	35	53	42	32	180	170	350
	{ Above 5 years ..	8	13	13	12	16	6	9	9	46	40	86

Mr. Hartnup has kindly supplied the following Meteorological Table :—

LIVERPOOL OBSERVATORY.

DATE—1885.	Mean Barometer.	Mean Temperature.	Rainfall on Ground.
	Inches.	°	Inches.
January	29.837	38.1	1.452
February	29.579	42.5	2.352
March	30.065	41.0	1.743
April	29.778	46.1	1.831
May	29.749	48.6	1.322
June	30.030	56.8	2.018
July	30.157	60.6	2.290
August	29.974	56.9	1.935
September	29.814	54.5	4.122
October	29.698	45.7	6.212
November	29.867	43.3	2.756
December	30.156	40.6	1.492

The following Returns have been kindly supplied by Mr. Hagger, the Vestry Clerk.

PARISH OF LIVERPOOL.

Return of Infectious Diseases, &c., in Workhouse Hospital

DATE, 1885. — WEEK ENDING	TYPHUS.					SIMPLE CONTINUED.				
	No. at commence- ment of Week.	Admitted.	Discharged.	Died.	Remaining at end of Week.	No. at commence- ment of Week.	Admitted.	Discharged.	Died.	Remaining at end of Week.
Jan. 3	12	4	2	..	14	2	7	9
" 10	14	1	3	..	12	9	2	3	1	7
" 17	12	4	3	..	13	7	5	3	..	9
" 24	13	1	3	2	9	9	4	1	..	12
" 31	9	4	4	..	9	12	1	4	..	9
Feb. 7	9	1	2	..	8	9	5	4	2	8
" 14	8	2	2	..	8	8	5	3	1	9
" 21	8	4	..	1	11	9	5	3	2	9
" 28	11	..	1	..	10	9	2	3	..	8
March 7	10	..	1	..	9	8	7	5	1	9
" 14	9	5	2	..	12	9	9	6	..	12
" 21	12	..	4	1	7	12	8	9	1	10
" 28	7	..	4	1	2	10	7	2	..	15
April 4	2	..	1	..	1	15	2	6	..	11
" 11	1	5	1	..	5	11	7	7	1	10
" 18	5	2	7	10	7	6	..	11
" 25	7	2	..	1	8	11	3	8	1	5
May 2	8	3	11	5	4	2	..	7
" 9	11	..	5	..	6	7	9	2	..	14
" 16	6	..	2	..	4	14	4	2	..	16
" 23	4	3	..	2	5	16	8	6	..	18
" 30	5	7	2	1	9	18	2	8	1	11
June 6	9	3	1	1	10	11	3	8	..	6
" 13	10	3	1	2	10	6	5	8	..	3
" 20	10	1	2	1	8	3	3	4	..	2
" 27	8	..	1	..	7	2	1	1	..	2
July 4	7	2	3	1	5	2	3	2	1	2
" 11	5	3	2	1	5	2	5	4	..	3
" 18	5	2	7	3	3	2	..	4
" 25	7	1	2	..	6	4	3	2	1	4
Aug. 1	6	..	3	..	3	4	3	1	1	5
" 8	3	4	1	..	6	5	3	2	..	6
" 15	6	1	1	1	5	6	2	1	..	7
" 22	5	4	1	..	8	7	3	1	1	8
" 29	8	8	1	1	14	8	..	3	..	5
Sept. 5	14	2	2	..	14	5	3	2	..	6
" 12	14	4	18	6	1	7
" 19	18	13	3	1	27	7	6	2	1	10
" 26	27	7	2	5	27	10	2	2	..	10
Oct. 3	27	10	2	1	34	10	2	4	..	8
" 10	34	7	6	..	35	8	4	3	..	9
" 17	35	7	7	..	35	9	5	5	..	9
" 24	35	8	6	2	35	9	2	2	..	9
" 31	35	8	10	1	32	9	6	5	1	9
Nov. 7	32	10	6	1	35	9	1	2	..	8
" 14	35	9	8	1	35	8	8	2	..	14
" 21	35	3	5	..	33	14	6	2	..	18
" 28	33	5	3	..	35	18	5	2	..	21
Dec. 5	35	1	14	1	21	21	5	7	1	18
" 12	21	2	6	..	17	18	6	2	..	22
" 19	17	1	6	..	12	22	9	12	..	19
" 26	12	5	2	1	14	19	16	11	..	24

PARISH OF LIVERPOOL.

Return of Infectious Diseases, &c., in Workhouse Hospital.

DATE, 1885. — WEEK ENDING			MEASLES.				SCARLATINA.				TYPHOID.						
			No. at commence- ment of Week.	Admitted.	Discharged.	Died.	Remaining at end of Week.	No. at commence- ment of Week.	Admitted.	Discharged.	Died.	Remaining at end of Week.	No. at commence- ment of Week.	Admitted.	Discharged.	Died.	Remaining at end of Week.
Jan.	3	5	4	..	1	8	20	3	4	..	19	5	..	1	..	4
"	10	8	5	5	..	8	19	1	3	..	17	4	4	8
"	17	8	5	8	..	5	17	1	2	..	16	8	4	1	1	10
"	24	5	7	1	..	11	16	3	1	..	18	10	1	11
"	31	11	5	6	1	9	18	3	8	..	13	11	..	3	..	8
Feb.	7	9	2	1	3	7	13	1	1	..	13	8	..	2	1	5
"	14	7	8	5	1	9	13	2	3	..	12	5	2	1	..	6
"	21	9	4	5	..	8	12	..	4	..	8	6	..	3	..	3
"	28	8	4	1	..	11	8	8	3	3	1	..	5
March	7	11	9	6	1	13	8	1	1	..	8	5	1	..	2	4
"	14	13	8	3	3	15	8	2	3	1	6	4	2	..	1	5
"	21	15	10	6	6	13	6	..	2	1	3	5	3	8
"	28	13	10	3	1	19	3	4	7	8	4	2	1	9
April	4	19	5	4	..	20	7	4	11	9	1	2	..	8
"	11	20	7	7	..	20	11	2	1	..	12	8	..	2	..	6
"	18	20	1	9	1	11	12	1	1	1	11	6	..	1	..	5
"	25	11	3	5	2	7	11	11	5	1	1	..	5
May	2	7	3	3	..	7	11	..	1	..	10	5	..	1	..	4
"	9	7	12	1	1	17	10	1	2	..	9	4	4
"	16	17	4	3	1	17	9	1	1	..	9	4	1	2	..	3
"	23	17	3	5	1	14	9	..	3	..	6	3	2	5
"	30	14	..	8	1	5	6	1	1	..	6	5	..	1	..	4
June	6	5	1	4	..	2	6	1	2	..	5	4	..	1	..	3
"	13	2	..	1	..	1	5	5	3	1	1	..	3
"	20	1	4	5	5	2	1	..	6	3	1	4
"	27	5	5	10	6	1	7	4	..	1	..	3
July	4	10	3	13	7	1	1	..	7	3	3
"	11	13	1	8	..	6	7	2	9	3	3
"	18	6	1	7	9	1	1	1	8	3	2	5
"	25	7	..	5	1	1	8	3	2	1	8	5	5
Aug.	1	1	1	2	8	1	3	..	6	5	..	2	..	3
"	8	2	2	6	8	14	3	3
"	15	2	..	1	..	1	14	2	16	3	..	1	..	2
"	22	1	1	2	16	3	19	2	..	1	..	1
"	29	2	..	1	..	1	19	2	1	2	18	1	1
Sept.	5	1	1	2	18	4	1	..	21	1	2	1	..	2
"	12	2	2	21	7	2	1	25	2	1	3
"	19	2	..	1	..	1	25	2	6	..	21	3	4	7
"	26	1	1	2	21	3	2	..	22	7	2	1	1	7
Oct.	3	2	2	22	5	27	7	..	1	..	6
"	10	2	1	3	27	3	4	..	26	6	2	4	..	4
"	17	3	1	4	26	1	2	..	25	4	3	1	..	6
"	24	4	..	1	..	3	25	1	4	..	22	6	3	2	..	7
"	31	3	3	1	1	4	22	3	4	..	21	7	1	3	1	4
Nov.	7	4	..	1	..	3	21	2	2	..	21	4	2	1	2	3
"	14	3	3	2	..	4	21	3	1	..	23	3	1	1	..	3
"	21	4	7	1	..	10	23	1	5	..	19	3	2	5
"	28	10	5	..	1	14	19	2	2	..	19	5	1	2	..	4
Dec.	5	14	5	7	1	11	19	1	20	4	..	1	..	3
"	12	11	7	18	20	12	6	..	26	3	2	..	2	3
"	19	18	10	8	1	19	26	7	2	..	31	3	3	4	..	2
"	26	19	14	5	6	22	31	..	1	1	29	2	2	4

All Small Pox cases sent to Parkhill Hospital.

These show that the average number of persons suffering from Continued Fever (including therein Typhus, Typhoid, and simple Continued Fever) at one time in Hospital during the year 1885 was 28, and their percentage Death-rate was 15.9. The average number of cases of Scarlatina at one time in Hospital during the year was 15, and the percentage Death-rate was 7.8. The average number of cases of Measles at one time in Hospital during the year was 8, and the percentage Death-rate was 18.0. All Small Pox cases belonging to the Parish were treated in the City Hospital, Park Hill.

PARISH OF LIVERPOOL.

RETURN OF PERSONS IN RECEIPT OF RELIEF IN THE YEAR 1885.

Week ending.	Work-house.	Industrial Schools.	Out-Relief.	Week ending.	Work-house.	Industrial Schools.	Out-Relief.
1885.				1885.			
January 3..	3164	872	2790	July 4..	2729	708	2778
" 10..	3211	862	2725	" 11..	2798	684	2806
" 17..	3247	877	2672	" 18..	2780	723	2889
" 24..	3326	856	2736	" 25..	2794	709	2841
" 31..	3303	852	2724	August 1..	2733	739	2843
February 7..	3279	814	2731	" 8..	2802	719	2805
" 14..	3231	808	2799	" 15..	2787	740	2786
" 21..	3233	789	2692	" 22..	2868	713	2747
" 28..	3173	809	2611	" 29..	2875	749	2752
March 7..	3116	777	2661	September 5..	2932	736	2711
" 14..	3087	795	2722	" 12..	2923	792	2721
" 21..	3069	781	2734	" 19..	2945	777	2702
" 28..	3012	774	2798	" 26..	2934	790	2771
April 4..	2968	752	2893	October 3..	2973	773	2645
" 11..	2968	771	2896	" 10..	3031	789	2628
" 18..	2986	764	2907	" 17..	3080	778	2666
" 25..	2959	772	2835	" 24..	3111	817	2655
May 2..	2889	743	2873	" 31..	3128	799	2662
" 9..	2939	678	2837	November 7..	3148	812	2664
" 16..	2903	665	2840	" 14..	3205	793	2637
" 23..	2848	667	2835	" 21..	3248	816	2668
" 30..	2807	646	2798	" 28..	3277	804	2671
June 6..	2760	676	2890	December 5..	3278	812	2732
" 13..	2798	657	2864	" 12..	3332	824	2801
" 20..	2825	701	2862	" 19..	3282	831	2798
" 27..	2832	681	2849	" 26..	3239	824	2820

The number of persons in receipt of Parochial Relief on Saturday, 27th of June, 1885, was 6,362, or 316 more than at the corresponding period of 1884; and the number on Saturday, the 26th December, 1885, was 6,883, or 48 more than at the same period of 1884.

SANITARY WORK.

Privies Certified for Conversion into Water Closets during the year 1885.

WARDS.										No. of Privies Certified.
Scotland	22
Vauxhall	19
St. Paul's	2
Exchange	4
St. Anne's	22
Lime Street	106
St. Peter's	6
Pitt Street	2
Great George	22
Rodney Street	86
Abercromby	217
Everton	129
Kirkdale	139
West Derby	123
North Toxteth	241
South Toxteth	144
TOTAL										1284

OFFENSIVE TRADES.

The following application was made during the year, and a report by the Medical Officer of Health was submitted to the Health Committee.

Premises.	Business.	Granted.	Refused.	Date.
48 & 50, Slade Street ..	Potted-head and Sausage Manufacture	—	1	2nd July

SLAUGHTERHOUSE TRANSFERS.

Premises.	Granted.	Date.
41, Upper Milk Street	1	5th March
184, Scotland Road	1	19th March
63 & 65, Benledi Street	1	14th May
91, Byrom Street (rear of)	1	26th November

LIVERPOOL SANITARY AMENDMENT ACT, 1864.

The following premises were reported by the Medical Officer to be insanitary and ought to be demolished. The City Council, on the report being laid before them by the Town Clerk in compliance with the Act, referred them to the Insanitary Property Committee to be dealt with.

Gascoyne Street.—The houses Nos. 22 and 24 in the said street, and the houses Nos. 1, 2, 3, 4, 5, and 6, in No. 4 Court in the said street ought to be demolished.

Paul Street.—The house No. 76 in the said street, and the houses Nos. 2, 4, and 6 in No. 32 Court in the said street ought to be demolished.

Gore Street.—The house No. 42 in the said street ought to be demolished.

Lower Thurlow Street.—The houses Nos. 12 and 14 in the said street ought to be demolished.

Fisher Street.—The houses Nos. 19, 21, 23, 31, 33, and 35 in the said street ought to be demolished.

The City Engineer has kindly supplied the following returns :—

NUMBER OF HOUSES ERECTED AND TAKEN DOWN IN THE 16 WARDS DURING THE YEAR 1885.

No.	WARDS.	Houses Erected.	Houses taken down, exclusive of those presented.
1	Everton and Kirkdale	474	14
2	Scotland	278	133
3	Vauxhall	1	134
4	St. Paul's	5	195
5	Exchange	1	22
6	Castle Street	2	3
7	St. Peter's	2	1
8	Pitt Street	1	24
9	Great George	1	13
10	Rodney	2	2
11	Abercromby
12	Lime Street	5
13	St. Anne's	2	17
14	West Derby	361	10
15	South Toxteth	25	115
16	North Toxteth	25	78
TOTALS		1180	766

INSANITARY PROPERTY.

Insanitary Property purchased 1885.				Insanitary Property demolished 1885.			
No. of houses included in seventh presentment.	No. of houses included in eighth presentment.	No. of houses purchased and demolished by Insanitary Property Committee included in presentments referred by Council to Committee.	Total.	No. of houses included in seventh presentment.	No. of houses included in eighth presentment.	No. of houses purchased and demolished by Insanitary Property Committee included in presentments referred by Council to Committee.	Total.
191	196	24	411	107	148	376	631

SEWER VENTILATION TO END OF 1885.

No. of 6-inch Iron Pipe Ventilating Shafts	947
No. of Street Ventilating Gratings	4,244
The length of Old Sewers Ventilated	178 miles.

NOTE.—All New Sewers are ventilated as constructed.

LODGING-HOUSES.

The Health Committee have, since the passing of the Sanitary Act, 1866, ruled that, as far as possible, all registered lodging-houses should have a day apartment for the accommodation of their lodgers, and that all houses where single rooms were occupied by day and night should be registered as sub-let. The space required for a night lodger in a registered lodging-house is 300 cubical feet, while the space in a sub-let house for each adult is 350 feet.

There were on the register 888 lodging-houses at the end of 1884, and 949 at the end of 1885. This difference was occasioned by the removal of 324 old licences, and the addition of 385 new ones. The visits to lodging-houses are both by day and night. The lodging-houses of the better class, and especially those provided with only single beds for each person, and only with the number of beds equivalent to the number of lodgers allowed, are not visited at night except on grave suspicion or on complaint, or in the case of foreign emigrant lodging-houses. The night visits are pretty nearly restricted to the low districts and tramp houses. The number of day visits paid during

the year was 42,251, and the night visits 5,560. The number of lodging-houses found overcrowded on the night visits was 34, the number of informations laid for breaches of the bye-laws was 114, with the results of fines in 112 cases to the extent of £23 8s. 6d., in sums varying from 1s. to £2 and costs. The number of lodging-houses found dirty was 170; notices were served to lime-wash and cleanse.

It is necessary frequently to visit houses which are not licensed either as lodging or sub-let houses, especially when emigration is brisk or at race times. There were 2,603 such visits paid during the day, and in 23 of the cases where suspicion was confirmed they were followed up by night visits. A tenant harbouring lodgers is not taken before the Justices for the first offence, but is noticed to apply to have his rooms measured and licensed. There were 311 such notices issued during the year, but in only 10 cases did the tenants refuse to comply; they were brought before the Justices and fined. A bye-law requires that every case of infectious sickness in a lodging-house should be at once reported to the Medical Officer of Health. 12 cases of fever and 9 cases of small-pox occurred in lodging-houses; in 20 of the cases the patients were at once sent to hospital, the remaining 1, being a member of the keeper's family, was not removed. In all cases of fever or infectious disease the bedding was at once removed to the disinfecting apparatus, and the rooms purified and cleansed; in the case where the patient remained, the license to receive lodgers was suspended by the Medical Officer. No lodger died from fever or small-pox in a registered lodging-house; but, not including the case of fever, there were 90 deaths from non-contagious diseases in lodging-houses, of which 60 belonged to the keepers' families and 30 were lodgers.

SUB-LET HOUSES.

The number of sub-let Houses on the Register at the termination of 1884 was 17,266; the number registered during 1885 was 2,201, making the total on the Register on the 31st December, 19,467. The number of visits paid during the night was 18,199, and during the day 117,511, with the result of finding 2,187 rooms overcrowded. In addition to overcrowding, the offence (though not punishable in sub-let houses) of permitting males and females not married to occupy the same room comes under the notice and is entered in the books of the Inspectors. There were 599 rooms thus indecently occupied by 866 males and 1,059 females, besides having also in these rooms 408 children between the ages of 5 and 13 years. The character of the indecent occupation

may be judged of from the following facts :—In 333 instances one man and two women were found in the same bedroom; in 152 instances two men and one woman; in sixty-three instances two men and two women; in twenty-one instances one man and three women; in eighteen instances three men and one woman; in seven instances two men and three women; in two instances one man and four women; in one instance four men and one woman; in one instance three men and three women; and in one instance five men and one woman.

Informations were laid against 1,527 chief tenants for permitting overcrowding in rooms, with the following results :—10 fined 1s.; 1,381 fined 1s. and 1s. costs; 10 fined 2s. and 1s. costs; 1 fined 2s. and 2s. costs; 86 fined 2s. 6d. and 2s. 6d. costs; 6 fined 5s. and 4s. 6d. costs; 1 fined 10s. and 4s. 6d. costs; making a total of fines levied during the year of £165 7s. 6d. Of the remaining 32 cases, 15 informations were withdrawn and 17 acquitted, the tenants having abated the overcrowding.

BAKEHOUSES.

5,775 visits have been made to Bakehouses during the year. 431 Bakehouses were found dirty, and notices were served to limewash and cleanse them.

LICENSES FOR CATTLE.

During the year 1885, 14 applications were made to the Health Committee for licenses to keep cows; 12 of the applications for keeping 106 cows were granted. There are at present 475 shippens licensed to keep 5,386 cows. 49 of the shippens previously licensed have been transferred to fresh tenants.

8 applications were made during the year to keep pigs in styres separate from and unconnected with shippens; 1 of the applications for keeping 2 pigs was granted. The total number of premises or styres now licensed in the City is 68, for keeping 191 pigs.

CONTAGIOUS DISEASES (ANIMALS) ACT, 1878.

This Act and the Orders issued under it by the Privy Council were referred to the Medical Officer to carry out, in conjunction with the Veterinary Inspector, the Inspector of Nuisances, and the Meat Inspectors.

During the year pleuro pneumonia was found in 3 cowsheds, affecting 18 cows, which were slaughtered by order of the owners or of the Corporation and 19 cows, which were not diseased, but had been either in contact with the affected ones or in the same cowsheds, were slaughtered by order of the owners.

The Meat Inspectors found in the slaughter-houses the carcasses of 5 cows, which the Veterinary Inspector certified, on examination of the lungs, to have suffered from pleuro pneumonia. These cows were brought to the slaughter-houses from different places outside the city. The local authorities of the districts from which the animals came were immediately informed of the circumstances.

Pig typhoid was found in two styes, affecting two pigs, one of which died and one was slaughtered by order of the owner; 9 pigs which were not diseased, but had been in contact with the affected ones, were slaughtered by order of the owners.

Pig typhoid was detected in 10 pigs, 7 in the slaughter-houses and 3 in Gill Street Market, the diseased animals having been imported from Ireland.

DAIRIES, COWSHEDS, AND MILKSHOPS ORDER.

Number of applications for registration during the year	379
Of which transfers were	174
Number of applications granted	321
" " refused	58
Number on the register at the end of 1884	1618
" " " 1885	1773
	<hr/>
An increase of	155
	<hr/>

SUMMARY of Veterinary Inspections, under the Contagious Diseases (Animals) Act, for year 1885,
by Richard S. Reynolds, M.R.C.V.S., Veterinary Inspector for the Corporation of Liverpool.

TABLE No. 1.
PLEURO-PNEUMONIA.

Post-Mortem Examinations of Lungs or Carcases.	Number of Infected Places.	PRIMARY INSPECTIONS.		Subsequent Examinations of Animals in infected places for Slaughter.		Animals examined for re-entry into infected places after disinfection.	Inspection of infected places cleansed and disinfected.
		No. of Animals Examined.	No. found Affected.	Healthy.	Diseased.		
10	3	—	—	19	13	12	3

TABLE No. 2.
SWINE TYPHOID.

No. of Pigs examined.	No. of Carcases examined.	Examination of Animals for removal for Slaughter.	Inspection of infected places cleansed and disinfected.
—	7	—	—

SUMMARY of Veterinary Inspections under the Contagious Diseases (Animals) Act—*Continued.*TABLE No. 3.
FOOT AND MOUTH DISEASE.

Post-Mortem Examinations.	Number of Infected Places.	Number of Animals in Infected places on Outbreak.		Inspection of Animals in Infected places for Slaughter.			Inspection of Animals after convalescence.	Inspection of infected places cleansed and disinfected.
		Healthy.	Diseased.	Healthy Animals removed for Slaughter.	Diseased Animals Killed on Premises.			
Cattle	—	—	—	—	—	—	—	—
Swine	—	—	—	—	—	—	—	—
Other Animals....	—	—	—	—	—	—	—	—
Total	—	—	—	—	—	—	—	—

TABLE No. 4.
GENERAL.

EXAMINATION OF ANIMALS IN TRANSIT.			
	FOR EXPORT.		LANDED COASTWISE.
	Healthy.	Diseased.	Healthy. Diseased.
Cattle.....	11	—	12548 —
Sheep.....	—	—	— —
Swine.....	2	—	— —

PROCEEDINGS UNDER THE CONTAGIOUS DISEASES (ANIMALS) ACT, 1878.

Number of Visits to Railway Stations	1,659
„ Inspections of pens	92,559
„ found clean	74,990
„ „ dirty and cleansed before being used, with the exception of 25 for which informations were laid	17,569
„ Inspections of Trucks	31,617
„ found clean	27,840
„ „ dirty and cleansed before being used	3,768
„ Inspections of Horse Boxes	858
„ found clean	858
„ „ dirty and cleansed before being used	Nil.
Number of Inspections of Vessels	5,075
„ found clean	3,356
„ „ dirty and cleansed before being used or going to Sea without cattle or cargo, with the exception of 12 for which informations were laid	1,719
„ Inspections of Gangways	4,264
„ found clean	3,183
„ „ dirty and cleansed before being used	1,081
„ informations for not disinfecting scrapings and sweepings	1
Number of Inspections of Lairage and Sale Yards	1,640
„ found clean	1,464
„ „ dirty and cleansed before being used	176
Total Number of Informations	20
„ „ Fined	19

Amount of Fines and Costs £26 6 0

CANAL BOATS.

The following Report for the year 1885 was sent to the Local Government Board.

The number of Canal Boats on the register at the end of the year 1885 was 455, of which 28 were new boats not previously registered at Liverpool, and 60 boats which had been previously registered, but from having changed owners, or others causes, required to be re-registered. There were also 5 boats re-registered in 1884, which, added to the 60 re-registered in 1885 and deducted from the total, 455, on the register, leaves the actual number of boats to be 390.

The number of visits paid during the year to the Canal Boats was 3,973. It was found necessary to lay informations in 31 cases; in eleven for using boats as dwellings without being registered, in seventeen for using as dwellings boats carrying offensive cargoes and not having a second bulkhead, and in three for not producing certificate of registration. In twenty-three cases fines were imposed, and in eight the informations were withdrawn for the following reasons. In respect of the boat Dove, of Wigan (48), the information against the owner for carrying offensive cargo was withdrawn, the master having acted contrary to the order of the owner. The master was fined.

Dove, of Liverpool (106).—The Magistrate adjourned the two informations against the master and owner for fourteen days to get a second bulkhead into the boat, which was complied with and the informations withdrawn.

Hydrus, of Liverpool (332), withdrawn for the same reason as the Dove (106).

Boats Sarah and Mary Ann.—Informations laid against masters and owners for not registering. The Magistrate requested the informations against the masters to be withdrawn, and fined the owners.

The boats Star and Edith.—The masters were summoned for not producing certificates, when the cases were adjourned for fourteen days to get them, which was complied with and the informations withdrawn.

There has been no infectious disease on the boats whilst in that part of the Canal under the supervision of the Liverpool Authority.

MORTUARIES.

During the year 61 bodies were, by order of the Justices on the certificate of the Medical Officer, removed to the Mortuaries provided by the Council under section 142 of the Public Health Act, 1875.

CASES OF INFECTIOUS DISEASE COMING UNDER THE NOTICE
OF THE MEDICAL OFFICER OF HEALTH DURING 1885.

Year—1885.	Small Pox.	Fever.	Scarlatina.	Measles.	Diphtheria	TOTAL.
January	45	42	121	132	32	372
February	50	33	97	141	33	354
March	38	35	97	322	13	495
April	31	47	100	314	14	506
May	16	46	70	498	15	645
June	18	65	100	427	13	613
July	10	44	91	83	10	238
August	3	63	75	62	11	214
September	9	81	105	40	21	276
October	15	89	150	171	21	446
November	80	78	147	366	20	691
December	60	55	116	376	20	627
TOTAL.....	375	678	1,269	2,932	223	5,477
Removed to Hospital.....	342	454	223	120	25	1,164

Of the patients removed to Hospital the following were conveyed by the Sanitary Officers:—375 cases of Fever, 198 cases of Scarlatina, 308 cases of Small Pox, 36 cases of Measles, 14 cases of Diphtheria, 3 cases of Chicken Pox, and 4 cases of Influenza, making a total of 938 persons. 315 were taken to Netherfield Road Hospital, 300 to the Parish Workhouse Hospital, 4 to Toxteth Workhouse Hospital, 4 to West Derby Union Hospital, 311 to the City Hospital, Park Hill, and 4 to the Northern Hospital.

In accordance with the arrangements made with the School Board, 2,844 post cards were sent to the Head Masters of the various schools, informing them that children from infected houses attended their schools. Similar information was sent to the School Board.

DISINFECTION OF HOUSES.

In all cases of infectious disease the houses were disinfected, free of cost, with sulphurous gas, by officers appointed by the Health Committee; but whenever there was sickness in any room of the house, so as to endanger health by the use of sulphurous gas, carbolic acid powder was freely sprinkled in the rooms and passages of the house until the sulphurous gas could be used safely. No house is considered properly disinfected until sulphurous gas has been used. The existence of sickness, and the consequent employment of carbolic acid powder, necessitate many visits by the persons in charge of disinfection. There were in all 5,940 visits paid during the year to houses for the purpose of disinfection, the number of houses properly disinfected being 2,076.

THE DISINFECTING APPARATUS.

The number of articles disinfected at the Apparatus during the year amounted to 39,149.

DATE. 1885.	Number of Beds.	Number of Mattresses.	Number of Pieces of Bedding.	Number of Pieces of Wearing Apparel, &c.	Total Number of Articles.
Week ending—					
January 3	45	63	316	224	648
" 10	59	37	337	363	796
" 17	35	62	331	181	609
" 24	39	78	287	269	673
" 31	51	91	497	193	832
February 7	52	65	309	182	608
" 14	44	54	345	102	545
" 21	47	69	278	144	538
" 28	49	90	447	273	859
March 7	29	42	292	423	786
" 14	39	63	275	232	609
" 21	37	52	326	219	634
" 28	44	57	286	267	654
April 4	36	64	289	43	432
" 11	46	59	346	174	625
" 18	45	60	335	317	757
" 25	48	68	406	259	781
May 2	40	87	393	289	809
" 9	35	65	308	198	606
" 16	20	67	346	117	550
" 23	43	70	411	293	817
" 30	36	48	241	171	496
June 6	39	54	321	270	684
" 13	33	57	258	527	875
" 20	42	56	257	280	635
" 27	28	39	220	278	565
July 4	35	76	292	476	879
" 11	53	71	361	323	808
" 18	32	49	207	334	622
" 25	33	39	217	568	857
August 1	23	25	114	365	527
" 8	24	27	148	291	490
" 15	15	18	80	149	262
" 22	14	22	163	340	539
" 29	45	50	285	589	969
September 5	42	53	246	574	915
" 12	39	58	196	872	1,165
" 19	42	64	341	1,061	1,508
" 26	25	34	226	601	886
October 3	49	38	288	343	718
" 10	36	41	204	198	479
" 17	37	42	250	445	774
" 24	65	65	318	308	756
" 31	37	46	205	170	458
November 7	99	91	810	866	1,866
" 14	62	87	365	720	1,234
" 21	54	60	291	318	723
" 28	55	83	394	270	802
December 5	31	41	196	304	572
" 12	60	77	320	259	716
" 19	56	71	407	323	857
" 26	41	75	293	427	836
January 2	34	49	213	212	508
Totals	2,199	3,069	15,887	17,994	39,149

The number of articles destroyed at the Apparatus during the year amounted to 1,099.

DATE- 1885.	Number of Beds.	Number of Mattresses.	Number of Pieces of Bedding.	Number of Pieces of Wearing Apparel, &c.	Total Number of Articles.
Week ending—					
January 3.....	2	7	2	..	11
„ 10.....	10	..	7	..	17
„ 17.....	3	6	3	4	16
„ 24.....	6	..	6	..	12
„ 31.....	1	5	9	..	15
February 7.....	5	3	6	..	14
„ 14.....	1	2	3	..	6
„ 21.....	9	6	8	15	38
„ 28.....	2	7	5	2	16
March 7.....	5	3	5	21	34
„ 14.....	3	2	4	..	9
„ 21.....	3	..	6	..	9
„ 28.....	8	3	12	13	36
April 4.....	2	..	2
„ 11.....	6	2	19	10	37
„ 18.....	2	4	6	..	12
„ 25.....
May 2.....	..	6	9	4	19
„ 9.....	4	6	20	15	45
„ 16.....
„ 23.....
„ 30.....	6	21	19	4	50
June 6.....	1	..	2	3	6
„ 13.....	4	6	9	8	27
„ 20.....	5	10	16	21	52
„ 27.....	2	4	1	..	7
July 4.....	7	6	9	154	176
„ 11.....	1	..	1	..	2
„ 18.....	..	6	6
„ 25.....	1	6	..	2	9
August 1.....
„ 8.....
„ 15.....	2	2	2	3	9
„ 22.....	1	2	1	4	8
„ 29.....	2	10	12	4	28
September 5.....	2	4	5	5	16
„ 12.....	..	16	16
„ 19.....	1	7	8
„ 26.....	2	4	5	2	13
October 3.....	5	2	9	3	19
„ 10.....	2	12	1	..	15
„ 17.....	2	2
„ 24.....	4	11	4	..	19
„ 31.....	4	2	9	15	30
November 7.....	1	19	9	8	37
„ 14.....	4	9	7	5	25
„ 21.....	1	..	2	..	3
„ 28.....	5	16	22	..	43
December 5.....	5	7	6	8	26
„ 12.....	4	3	8	20	35
„ 19.....	1	8	7	..	16
„ 26.....	5	10	1	..	16
January 2.....	6	9	14	3	32
Totals	156	274	313	356	1,099

REPORT OF MR. FITZPATRICK, THE INSPECTOR OF NUISANCES,
FOR THE YEAR 1885.

SLAUGHTER-HOUSE RETURNS OF CATTLE KILLED IN
THE CITY, 1885.

STREET.	Beasts.	Sheep.	Lambs.	Calves.	Pigs.	Dead Meat Imported for Sale at the Abattoir.			
						Beasts.	Sheep.	Pigs.	Calves.
Abattoir	27532	230733	..	14801	17537	10878	74340	..	26
Foreign Animals' Wharf— Huskisson Dock } Canada Dock	519	5
NEW PARTS.									
Byles Street	25	1445	433	1
Back Butler Street	349	945	290	6	1
Back Castle Street	587	1237	231
Back Mount Vernon Green	373	3779	1097	51
Cotter Street	11	20	..	50	2173
Corlett Street	169	1588	370	5	5
Crown Street	12	51	4
Darnley Street	1821
Edgeware Street	82	250	129
Embleton Street	585	3629	828	48	32
Foley Street	12	7292
Gelling Street	293	205	468	66
Parliament Street	323	1710	402
Peel Street	195	1103	334	41	12
OLD PARTS.									
Bevington Hill	1910	1060	127	436
Benledi Street	76	964
Byrom Street	612
Bolton Street	542	6187	1951	11
Back Commutation Row (1)	144	1236	156	6	64
" (2)	661	2509	488	9
Copperas Hill	10516
Finch Place	826	2646	714	16
Frederick Street	8	1178	278	3	20
Hodson Street	4	287	1
Leeds Street	314	190	1005
Lydia Ann Street	154	2999	448	..	2
Norman Street	3631
Norfolk Street	99	1123	436
St. James Street	9	66
Scotland Road	244	672	..	377
Soho Street	1830
Upper Milk Street	264	245	15835
Total in Private Slaughter- houses	8259	36360	9185	1138	45815
Total in the City	36310	267098	9185	15939	63352	10878	74340	..	26

UNWHOLESOME MEAT, FISH, &c., SEIZED AND DESTROYED.

DATE.—1885.		Beef.	Veal.	Mutton.	Lamb.	Pork.	Poultry	Rabbits	Fish.	Shell-fish	Oysters.
		Lbs.	Lbs.	Lbs.	Lbs.	Lbs.	Head		Lbs.	Bags.	
SLAUGHTER HOUSES.	Abattoir	75505	6740	13870	..	5370
	Back Castle Street	127
	Bevington Hill	29340	2263	503
	Bolton Street	143
	Copperas Hill	4001
	Cotter Street	48	880
	Darnley Street	340
	Embleton Street	54
	Foley Street	510
	Gelling Street	2050	64	57
	Leeds Street	550	..	56
	Peel Street	58
	Soho Street	145
	Upper Milk Street ..	3291	..	300	..	1670
MARKETS.	St. James'	104	..	38	..	25
	St. John's	278	..	46	31	51	118601	304	27000
	St. Martin's	862	15
	Shell Fish Market	22	..
OTHER PARTS.	Athol Street	70
	Birkett Street	200
	Collingwood Dock	400
	Fairclough Lane	25
	Great Charlotte Street	10593	18	1000
	Great Homer Street ..	376
	Gill Street	170
	High Park Street	5	..	5
	Hill Street	8
	Lime Street	3100	1	900
	Manisty Lane	15960
	Mary Ann Street	23
	Northumberland St.	6	..	5
	Pitt Street	870
OTHER PARTS.	Prescot Street	18
	Richmond Row	168
	Rose Street	10809	1	..
	Scotland Road	5070	634	192
	Titchfield Street	106
	Upper Frederick St.	80
	Vauxhall Road	110
	Wavertree Road	5
Total		117899	9930	14938	..	13993	31	51	160152	346	28900

	Tons.	cwts.	qrs.	lbs.
Meat—Equal to	69	19	2	16
Fish „	71	9	3	20

Number of Visits to Slaughterhouses made by Meat Inspectors	15,863
„ Informations for Exposing for Sale Diseased Meat and Fish	35
„ Fined	27
„ Sent to Gaol	1
Amount of Fines and Costs	£68 2 0	

NUISANCES.

Nuisances inspected, complained of by Inhabitants	2,316
„ Reported by District Officers	71,507
„ Notices issued	48,082
„ Referred to the Medical Officer	6,725
„ „ City Engineer	1,906
„ „ Building Surveyor	1,284
„ „ Water Engineer	8,010
„ „ Superintendent of Scavengers	2,255
Number of Nuisance Informations	2,628
„ Fined	489
„ Magistrates Orders to abate	1,116
„ Withdrawn and Acquitted, the work being done	1,023

Amount of Fines and Costs £164 10 6
---------------------------	------------------

HOUSE TO HOUSE VISITATION.

Number of	Inspections of Street Houses	95,112
"	Street Houses found Clean	91,787
"	" " " Dirty	3,325
"	Apartment in Street Houses Examined	358,983
"	Inspections of Court Houses	27,451
"	Court Houses found Clean	24,599
"	" " " Dirty	2,852
"	Apartment in Court Houses Examined	71,529
"	Re-inspections of Dirty Houses	16,361
Total Number of Houses Examined	138,924

CELLAR EXAMINATIONS.

Number of	Inspections of Street Cellars	26,529
"	Cellars used for Lumber, Coals, &c.	7,610
"	" Found Empty...	6,113
"	" Illegally Occupied	476
"	" Legally	12,330
"	Inspections of Court Cellars	8,611
"	Court Cellars used for Lumber, Coals, &c.	3,238
"	" Found Empty	2,590
"	" Illegally Occupied	74
"	" Legally	2,709
"	Cellar Notices Issued	571
"	" Informations	207
"	Fined	196
"	Withdrawn	11

Amount of Fines and Costs £22 10 0
---------------------------	-----------------

INFECTED AND DIRTY HOUSES.

1,344	Infected Street Houses Inspected, containing	1,917 cases.
415	„ Court „ „ „ „ „ „	531 „
35	„ Cellars „ „ „ „ „ „	47 „
	Number of Notices to Owners to Cleanse Infected Houses	1,701
„	„ Occupiers to Whitewash Dirty Houses	7,126
„	„ Owners to Whitewash Exterior of Courts	2,225
„	Renewed Notices to Whitewash	3,947
„	Informations against Infected and Dirty Houses	755
„	Fined	130
„	Acquitted and Withdrawn	625

Amount of Fines and Costs	£48 8 6
---------------------------	---------------

SHIPPON AND PIGGERY INSPECTION.

Number of Inspections of Shippons and Piggeries	1,117
,, Informations	15
,, Fined	15
Amount of Fines and Costs	£5 2 0	

DAIRIES AND MILK SHOPS.

Number of Inspections of Dairies and Milk Shops	3,377
,, found Incorrect	359
,, of Informations	58
,, Fined	38
,, Acquitted and Withdrawn	20
Amount of Fines and Costs	£7 6 6	

COURT AND PRIVY EXAMINATIONS.

Number of Visits to Courts and Alleys	115,621
,, Closets found Dirty, but Cleansed during Officer's Inspection	93,125
,, Informations	19
,, Fined	15
Amount of Fines and Costs	£2 11 0	

PROCEEDINGS FOR EXCESSIVE SMOKE.

Number of Informations against Manufactories	352
,, " " Steamers	200
,, Fined	545
,, Acquitted or Withdrawn	7
Amount of Fines and Costs	£543 10 6	

PROCEEDINGS UNDER THE ADULTERATION ACT.

No. of Samples.	Description of Samples.	Results of Analysis.
712	Milk	57 were adulterated and informations laid.
139	Skimmed Milk ...	24 " " "
63	Butter Milk.....	36 " " "
105	Butter	56 " " "
16	Lard	1 " " "
7	Pepper	1 " " "
7	Spirits	Not adulterated.
5	Ale	" " "
3	Tea	" " "
3	Ginger	" " "
3	Bread	" " "
4	Mustard	" " "
2	Drugs	" " "
2	Cream	" " "
1	Honey	" " "
1	Coffee	" " "
Total—1,073		

The number of prosecutions was 175, the result being that 8 cases were dismissed with a caution or withdrawn, and in 167 cases penalties were inflicted varying from 5s. and costs to £5 and costs, amounting in all to £301 14s. 1d. Four informations were laid for refusing to sell samples of milk, 2 were fined 10s. and costs and 2 acquitted.

WATER CLOSET CONVERSIONS.

Number of Notices	720
„ Certified	1,230
„ Constructed	1,552
„ Demolished	116
„ under Notices not expired, and Empty Houses	225
„ granted extension of time by Health Committee and Magistrates	36
„ of Informations..	93
„ Fined	Nil.
„ withdrawn, work being done	93

SMOTHERED CATTLE.

Beasts.	Sheep.	Pigs.	Number found good.	Number found bad.	Weight of Bad in pounds.
55	80	65	147	53	11,109

REMOVALS TO MORTUARIES AND HOSPITALS.

Bodies Removed to Mortuaries.			Persons Removed to Hospitals.					
Smithdown Road.	St. Martin's.	Anfield.	Brownlow Hill.	Mill Road.	Toxteth Park.	Park Hill.	Netherfield Rd.	Northern Hospital.
11	50	..	300	4	4	311	315	4

KNACKERS' YARDS RETURNS.

Horses Destroyed.	Asses Destroyed.	Other Animals Destroyed.
1,410	20	13

SCAVENGING OPERATIONS.

—:o:—

THE scavenging work required for a large and densely populated City like Liverpool is of the greatest importance to the health and comfort of the community, and thanks to the able management of Mr. Richard S. Reynolds, M.R.C.V.S., who has charge of this department, the various operations have been satisfactorily conducted.

The diminished water supply, owing to the dry season, rendered it necessary to distribute river water in some of the streets in the lower part of the City, where the distance from the source of supply was not too great.

However desirable it may be to use salt water, the expense attending its distribution was much more than fresh water from the mains, for one cart could only distribute 7·38 loads of salt water per day, against 33·3 loads of fresh water.

Year 1885.

TABLE No. 1.

NIGHT SERVICE FOR EMPTYING MIDDENS, COURT ASHPITS, AND SOME OFFICE ASHPITS.

Notices Received.	Middens, &c., Emptied.	Loads of Nightsoil and Ashes.					Nightly average Working Staff.				Analysis of Work.		Average contents of each Midden. Cart Loads.
		Number Removed.		Where Deposited.			Midden Men.	Wharf Men.	Carts.	Horses.	Loads per Man per Night.	Loads per Cart per Night.	
		Manure.	Ashes.	Total.	Phillips Street.	Phillips Sandhills.							
1,818	1,246	4,214	8,419	12,705	10,454	427	1,824	12.4	3.5	10.13	3.19	4.1	1.

TABLE No. 2.

SERVICE FOR THE COLLECTION AND REMOVAL OF DRY ASHPIT ASHES.

Notices Received.	Ashpits Emptied.	Loads of Dry Ashes.					Average Daily Working Staff.				Analysis of Work.		Average contents of each Ashpit. Cart Loads.
		Number Removed.	Where Deposited.				Ashpit Men.	Carts and Wagons.	Horses.	Loads per Man per Day.	Loads per Cart per Day.		
			Phillips Street.	Sandhills.	South Wharves.	Waver- tree.						Rubbish Tips, &c.	
6,147	273,273	69,525	15,650	9,381	19,991	29	24,474	73.94	54.	55.3	3.	4.12	.25

TABLE No. 6.
CLEANSING AND REMOVAL OF REFUSE FROM STREETS, COURTS, AND PASSAGES ON SUNDAYS.

Loads of Street Sweepings.									
Removed.			Where Deposited.				Average Daily Staff.		
Manure.	Ashes.	Refuse.	Total.	Phillips Street.		Sandhills.		River Craft Dock.	
				Manure.	Refuse.	Manure.	Refuse.	Manure.	Refuse.
2,361	—	2,013	4,374	1,863	597	330	685	168	731
								Men.	Horses.
								143·6	31·3

TABLE No. 7.
SERVICE FOR STREET WATERING.

SALT WATER.									
FRESH WATER.				SALT WATER.					
Number of Days on which Carts were out.	Total Number of Loads Distributed.				Number of Days on which Carts were out.	Total Number of Loads Distributed.			
	Large.	Night.	Day.	Small.		Large.	Night.	Day.	Small.
119	105,611	9,143	6,620	22·6	32	8,537	1,887	—	—
				Watermen.					Watermen.
				Carts and Horses.					Carts and Horses.
				30·					44·
				33·3					7·38

TABLE No. 8.
DESPATCHES OF MANURE AND REFUSE.

	Saleable Manure.				Unsaleable Refuse.					Grand Total in Tons.	Average Daily Staff.	
	Night Soil.	Sweepings.	Mixture.	Total.	Contractors.	Farmers.	Depôts.	Sea.	Total.		Inspectors and Foremen.	Labourers.
Phillips Street, by Flats...	4,704	10,800	6,960	22,464	39,408	34,848	8,928	..	83,184	105,648	}	20
Sandhills, do.	12,288	3,504	4,176	..	19,968	19,968		
Do., by Rail ..	1,181	8,054	317	9,552	..	123	123	9,675	}	15
Wavertree do.	4,136	..	4,136	..	160	160	4,296		
Phillips Street	11,040	11,040	11,040	}	11
Sandhills	8,352	8,352	8,352		
<i>Vid</i> Stanley Dock per "Beta" }	}	5
River Craft Dock	95	8,350	8,445	..	1,522	1,522	9,967		
Do., per "Alpha"	39,284	39,284	39,284	}	31
Do., per "Beta"	30,110	30,110	30,110		
Total	5,885	23,085	15,627	44,597	51,696	40,157	13,104	88,786	193,743	238,340	2	68.5

TABLE No. 9.
HORSES.—DAILY AVERAGE NUMBER.

Hired.	Corporation Horses.				Supplied for various Works.																				
	Number.	Effective for Work.	Percentage of Ineffectives.	At Work every Sunday.	Night Soil Removal.	Dry Ash Removal.	Bell Ash Removal.	Street Scavenging.	Yards, Stables, Stores, &c.	Market.	Superintendent.	Watering.	Watering before Street Machines.	Carr Hall.	Messenger.	Wharf.	Abattoir.	Paving.	Sewers Cleansing.	Brownlow Street.	Watering before Steam Roller.	Lighting Committee.	Horsting Police Vans.	Disinfecting Vans, &c.	Setton Park.
50.	278.1	269.1	3.2	62	10.2	56.5	15.	85.	5.2	1.1	1.	12.5	3.6	5.	2.	1.	1.7	82.	20.	1.	1.	1.	7.	6.8	5

New Horses.		Number Disposed of.			
Purchased.	Bred.	Died.	Destroyed.	Sold.	
34	..	5	3	32	

TABLE No. II.

Daily Consumption of Provender and Weekly Cost per Horse per Week.
Food and Litter.

Days Keep.	Total Consumption of Food.		Daily Average Consump- tion per Horse.	Weekly Cost of each Horse's Keep.
101,596 Horses of Health Committee.	Corn	10,861 centals.	Lbs. 10·56	
	Beans and Peas ..	4,032 "	3·92	
	Oats	300 "	·35	
	Bran	2,750 "	2·70	Gross weekly cost 12s. 10½d.
	Meal	533 "	·52	Credit value of
	Roots			Manure 9d.
	Grass.....	793 cwt.	2·41	
1,263 Livery, &c.	Hay	12,333 "	13·43	12s. 1½d.
	Straw	6,471 "	7·04	
	Moss	700 "		
	Sawdust	1,560 "	·80	
102,859				

TABLE OF NEW CASES OF SICKNESS,

*Coming to the knowledge of the Medical Officer of Health during the year 1885,
in the Urban Sanitary District of Liverpool, classified according to*

LOCALITIES and DISEASES.

NAMES OF LOCALITIES. WARDS.	NEW CASES OF SICKNESS IN PERSONS BELONGING TO THE DISTRICT.				
	Small Pox.	Measles.	Scarlatina.	Diphtheria.	Continued Fever.
Scotland.....	56	278	154	6	126
Vauxhall	14	212	15	2	40
St. Paul's and Exchange.....	16	155	28	2	23
St. Anne's and Lime Street	27	214	62	8	78
Castle Street and St. Peter's	1	11	17	2	4
Pitt Street and Great George.....	9	79	32	6	10
Rodney Street and Abercromby	7	142	100	26	24
Everton	37	581	362	69	106
Kirkdale.....	28	270	194	27	53
West Derby	35	528	137	42	43
The Toxteths.....	139	435	159	30	161
Emigrants, Seamen, and others ad- mitted to Hospital whose resi- dences were unknown.....	6	27	9	3	10
TOTALS.....	375	2932	1269	223	678

DURING THE 52 WEEKS OF THE YEAR 1885, IN THE URBAN SANITARY DISTRICT
ALSO THE POPULATION OF SUCH LOCALITIES

(I.) NAMES OF LOCALITIES adopted for the purpose of these Statistics; public institutions being shown as separate localities. WARDS.	POPULATION AT ALL AGES.		Registered Births.	MORTALITY FROM ALL CAUSES, AT SUBJOINED AGES.						
	Census 1881.	Estimated to middle of 1885.		At all Ages.	Under 1 Year.	1 and under 5.	5 and under 15.	15 and under 25.	25 and under 60.	60 and over.
1.	2.	3.	4.	5.	6.	7.	8.	9.	10.	11.
Scotland	70606	66883	2281	1608	483	406	92	51	420	11
Vauxhall	15382	13835	458	358	105	122	17	6	73	1
St. Paul's and Exchange	19937	18218	453	421	92	93	28	18	129	1
St. Anne's and Lime Street	36688	34760	966	686	194	143	49	25	195	1
Castle Street and St. Peter's	6644	6045	99	93	22	14	5	6	26	1
Pitt Street and Great George	18910	17037	523	389	114	93	21	10	104	1
Rodney Street and Abercromby	41997	39883	1235	635	158	99	27	19	192	1
Everton	109812	116522	4195	2306	651	557	146	82	564	1
Kirkdale	58145	72466	2489	1288	385	303	94	46	320	1
West Derby	67727	75024	2644	1350	395	288	74	63	324	1
The Toxteths	106660	119051	4121	2287	637	534	102	73	581	1
(II.) Public Institutions. { Parish Workhouse & Hospitals	1748	144	126	76	149	827	1
{ Out Township Hospitals	595	11	44	41	47	359	1
Totals	552508	579724	19464	13764	3391	2822	772	595	4114	2

Deaths occurring outside the division or district among persons belonging thereto	176	16	2	5	8	72	1
Deaths occurring within the division or district among persons not belonging thereto	250	1	16	15	27	152	1

OF DEATHS

LIVERPOOL, CLASSIFIED ACCORDING TO DISEASES, AGES, AND LOCALITIES, AND SHOWING
AND THE BIRTHS THEREIN DURING THE YEAR.

MORTALITY FROM SUBJOINED CAUSES, DISTINGUISHING DEATHS OF CHILDREN UNDER FIVE YEARS OF AGE.

12.	Smallpox.	Measles.	Scarlatina.	Diphtheria.	Croup (not spasmodic)	Whooping Cough.	Continued Fevers.				Diarrhoea and Dysentery.	Cholera.	Rheumatic Fever.	Erysipelas.	Pyæmia.	Puerperal Fever.	Ague.	Phthisis.	Bronchitis, Pneumonia, and Pleurisy.	Heart Disease.	Injuries.	All Other Diseases.
13.	14.	15.	16.	17.	18.	19.	Enteric or Typhoid.	Other or Doubtful.	21.	22.	23.	24.	25.	26.	27.	28.	29.	30.	31.	32.	33.	
Under 5 upwards	.. 2	101 5	26 3	3 3	9 6	70 3	.. 8	4 1		57 6	.. 1	1 3	1 3 2	.. 1	6 96	175 221	.. 75	33 32	400 249	
Under 5 upwards	1 3	45 1	2 2	3 8	.. 1	1 1		20 1	.. 1	1	1 1	1 14	39 44	.. 14	13 10	93 38	
Under 5 upwards	.. 3	36 3	3 1	1 1	2 ..	5 1	.. 2	1 4		7 1 2	1 1	1 1 39	36 76	.. 16	11 10	83 79	
Under 5 upwards	1 1	45 2	3 4	2 1	2 1	22 1	.. 1		21 3	1 4	1 1	1 1	2 55	66 95	.. 41	19 11	151 126	
Under 5 upwards	1 ..	1 ..	2 ..	1 ..	5 1		1 5	7 14	.. 5	1 7	17 24	
Under 5 upwards	19 ..	2 1	3 1	7 ..	17 1		11 1 1	1	1 1 19	42 38	.. 21	9 15	97 82	
Under 5 upwards	.. 2	15 2	2 3	6 3	5 ..	24 ..	1 2		8 2	3 1	1 4	1 1	1 1	2 50	54 74	.. 48	6 6	130 181	
Under 5 upwards	2	118 7	28 18	18 15	49 4	75 2	.. 4	2 10		81 8	1 1	.. 3	3 3 3	9 215	264 232	.. 113	28 20	532 438	
Under 5 upwards	1 ..	65 9	23 7	8 5	35 4	43 3	.. 4	1 4		53 6	1 5	2 1	1 1	.. 6	3 99	113 131	.. 64	13 26	326 224	
Under 5 upwards	.. 9	73 9	7 5	12 9	22 4	41 1	.. 1	.. 7		24 2	.. 1	.. 6	.. 6	1 1	6 107	135 149	.. 49	7 17	356 292	
Under 5 upwards	.. 8	111 8	17 9	13 8	49 8	65 2	.. 5	1 13		69 9	.. 1	.. 5	3 5	.. 1 2	7 189	208 226	4 139	30 20	590 465	
Under 5 upwards	39 ..	7 2	5 3	2 ..	7 32	.. 21	1 2		4 33 2	1 4	.. 3	.. 1	6 261	39 323	1 105	13 112	143 574	
Under 5 upwards	4 36	2 1	11 3	5 4 14	.. 16		1 3 1 3	.. 79	5 62	.. 67	12 40	15 211	
Under 5 upwards	7 39	670 46	132 58	78 55	186 27	382 14	5 66	6 88	10 7	357 74	5 5	2 34	13 29	2 7	.. 17	.. 6	42 1228	1183 1685	5 757	195 326	2933 2983	

Under 5	1	1	1	2	13
upwards	1	..	1	33	18	8	..	97
Under 5	1	2	4	1	1	1	1	6
upwards	1	..	2	2	..	1	5	..	3	..	1	3	42	20	22	26	105


PHILIP'S PLAN OF LIVERPOOL

MORTALITY MAP OF FEVER IN 1885.

The Red Dots mark the number of Deaths.
(The Deaths occurring in Hospitals have been transferred to the streets from whence the Patients were removed.)



GEORGE PHILIP & SON, LONDON & LIVERPOOL.



DURING THE YEAR ENDING SATURDAY, 2ND JANUARY, 1886.

