

**[Report 1953] / Medical Officer of Health, Lincoln City.**

**Contributors**

Lincoln (England). City Council.

**Publication/Creation**

1953

**Persistent URL**

<https://wellcomecollection.org/works/ah8n9dv2>

**License and attribution**

You have permission to make copies of this work under a Creative Commons, Attribution license.

This licence permits unrestricted use, distribution, and reproduction in any medium, provided the original author and source are credited. See the Legal Code for further information.

Image source should be attributed as specified in the full catalogue record. If no source is given the image should be attributed to Wellcome Collection.



Wellcome Collection  
183 Euston Road  
London NW1 2BE UK  
T +44 (0)20 7611 8722  
E [library@wellcomecollection.org](mailto:library@wellcomecollection.org)  
<https://wellcomecollection.org>

City and County Borough of Lincoln



# ANNUAL REPORT


FOR THE YEAR

1 9 5 3


BY

M. L. BERY, M.B., Ch.B., D.P.H.

MEDICAL OFFICER OF HEALTH



*Lincolnshire Chronicle Printing House,  
Lincoln.*





# City and County Borough of Lincoln

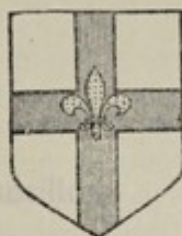
Borough of Lincoln

City Health Department,

Beaumont Fee,

Lincoln.

November, 1954.



Mr. Mayor, Aldermen and Councillors

This report deals with the health of the City during 1953.

Although I have the honour to present this report, Dr. Bery was in charge during the whole period under review and to him should be accorded the credit for the progress detailed in the body of the report. I am, therefore, presenting this report on his behalf.

## ANNUAL REPORT

FOR THE YEAR

1 9 5 3

BY

M. L. BERY, M.B., Ch.B., D.P.H.

MEDICAL OFFICER OF HEALTH

Dr. Bery has been in charge of the Health Department since 1931. He has been a material factor in the health of the City and has been a great help to the Council. It would have given him satisfaction to have the progress of the Health Department in the City from 1931 to the present year.

Public Health does not consist of medicine and surgery and never has been. It is a science and an art. The routine work of the Health Department went steadily on during the years under Dr. Bery's guidance and he was a leader respected by all his colleagues in the City Health Department, who valued his friendly cheerful personality and wise counsel.

*Lincolnshire Chronicle Printing House,  
Lincoln.*

The Medical Officer of Health is a Principal School Medical Officer and, although the staff of the School Health Department is separate from the Health Department generally, co-operation was maintained by virtue of the dual office.



City and County Borough of Lincoln



# ANNUAL REPORT

FOR THE YEAR

1953

BY

M. J. BERY, M.B., Ch.B., D.P.H.

MEDICAL OFFICER OF HEALTH

To : His Worship the Mayor, Aldermen and  
Councillors of the City and County  
Borough of Lincoln.

City Health Department,  
Beaumont Fee,  
Lincoln.

November, 1954.

Mr. Mayor, Aldermen and Councillors,

This report deals with the health of the City during 1953.

Although I have the honour to present this report, Dr. Bery was in charge during the whole period under review and to him should be accorded the credit for the progress detailed in the body of the report. I am sure that it would be in keeping with the wishes of everyone that I record a brief note on his service to the City. (He retired on 31st March, 1954).

Dr. Bery was first appointed in 1918 as Resident Medical Officer of the City Hospital and Sanatorium. Subsequently he served as Deputy Medical Officer of Health until he was appointed Medical Officer of Health in 1931. Dr. Bery spent practically the whole of his professional life in the service of the City Health Department.

Reference to past Medical Officer's of Health reports indicate the progress in the general health of the citizens of Lincoln from the time Dr. Bery assumed office in 1931 to the present year.

The Infant Mortality Rate, regarded as a useful pointer to public health progress, fell from 59 per 1,000 births in 1931 to 35 per 1,000 births in 1953, while the population rose from 65,000 to 70,000.

Dr. Bery was always an advocate of fresh air and sunlight as a material factor in the health of the people, and children in particular—it must have given him satisfaction to note the growth of the number of inhabited houses in the City from 17,300 in 1931 to 20,359 in 1953.

Public Health does not hold the drama of curative medicine and never assumes headlines until something goes wrong. The routine work of the Health Department went steadily on during the years under Dr. Bery's guidance and he was a leader respected by all his colleagues in the City Health Department, who valued his friendly cheerful personality and wise counsel.

The Medical Officer of Health is also Principal School Medical Officer and, although the staff of the School Health Department is separate from the Health Department generally, co-operation was maintained by virtue of the dual office.



All the medical clinics provided by the Council continued as in the previous year with the addition of an Infant Welfare Clinic to serve the northern area of the City.

Tuberculosis in the City followed the national trend with a fall in the total number of deaths to 14 as compared with 19 in 1952 and 23 in 1951. However, the notification rate rose to 77 new cases as compared with 66 in 1952 and 62 in 1951. The Mass Radiography Unit paid only a brief visit, mainly for the examination of school leavers, and the rise in the number of Tuberculosis notifications could not, therefore, be traced to this cause. The total number of cases on the Tuberculosis register was 502 at the end of the year, which shows the long road still to be travelled if Tuberculosis is to be finally conquered. B.C.G. vaccination against Tuberculosis was offered to suitable contacts of tuberculous households by the Chest Physician and 32 children were given this measure of protection during the year.

The Consultant Venereologist at the Lincoln County Hospital diagnosed 23 Lincoln patients as suffering from venereal disease in 1953, a considerable fall from 36 in 1952 and 44 in 1951. The clinic previously held at the Health Department was transferred to the County Hospital during the year.

For the third year in succession, no case of Diphtheria was notified. While the percentage of children under 15 years of age immunised against Diphtheria remains satisfactory at 76%, the number of infants under one year protected is still less than one third of the possible total.

The number of vaccinations against Smallpox carried out during the year was 500 as compared with 547 last year.

The Health Visitors in the course of their daily home visiting constantly urge all parents to give their children the protection afforded by these procedures.

Food poisoning notifications kept cropping up as isolated diagnoses in various parts of the City—four cases were notified during 1953 (two in one family) and all recovered.

Lincoln is one of the areas falling within the Acute Rheumatism Regulations, 1953, but during the year no cases were notified.

The work in the various sections of the Health Department has maintained a steady purpose and the staff has given loyal service. Thanks are due to all members of the Council for their continued interest and help with the various problems and routine tasks necessary to maintain the health services of the City, which are their particular responsibility.

I am,

Your obedient servant,

L. F. McWILLIAMS,

*Medical Officer of Health.*



## HEALTH COMMITTEE

HIS WORSHIP THE MAYOR, COUNCILLOR R. E. SEELY

*Chairman* : COUNCILLOR DR. A. H. BRIGGS

*Vice-Chairman* : COUNCILLOR E. J. RICHARDSON

*Council Members :*

Councillor R. Hollingworth  
Councillor Dr. C. A. Lillicrap  
Councillor Mrs. G. L. Murfin  
Councillor A. Suthrell

Councillor Mrs. A. M. Symons  
Councillor T. F. Taylor  
Councillor F. W. G. Todd  
Councillor H. Whitfield

*Other Members :*

Mr. T. Brown  
Dr. J. S. Hall  
Mr. W. S. MacLean

Mr. J. Maltby  
Brigadier E. F. O. Richardson  
Miss M. Whitting

**Accounts Sub-Committee :**

Councillor Mrs. G. L. Murfin  
Councillor F. W. G. Todd

Councillor H. Whitfield

**Maternity and Child Welfare Sub-Committee :**

*Chairman* : COUNCILLOR DR. A. H. BRIGGS

*Council Members :*

Councillor Dr. C. A. Lillicrap  
Councillor Mrs. G. L. Murfin  
Councillor E. J. Richardson  
Councillor A. Suthrell

Councillor Mrs. A. M. Symons  
Councillor T. F. Taylor  
Councillor H. Whitfield

*Other Members :*

Mrs. M. Eagle  
Mrs. S. A. Otter

Mrs. M. H. Plant

**Necessitous Cases Sub-Committee :**

*Chairman* : COUNCILLOR DR. A. H. BRIGGS

Councillor A. Suthrell  
Councillor T. F. Taylor

Councillor F. W. G. Todd

**Prosecutions Sub-Committee :**

*Chairman* : COUNCILLOR DR. A. H. BRIGGS

Councillor Dr. C. A. Lillicrap  
Councillor Mrs. G. L. Murfin  
Councillor A. Suthrell

Councillor Mrs. A. M. Symons  
Councillor F. W. G. Todd

**Mental Health Services Sub-Committee :**

*Chairman* : COUNCILLOR DR. A. H. BRIGGS

*Council Members :*

Councillor Dr. C. A. Lillicrap  
Councillor Mrs. G. L. Murfin  
Councillor E. J. Richardson  
Councillor A. Suthrell

Councillor Mrs. A. M. Symons  
Councillor T. F. Taylor  
Councillor H. Whitfield

*Other Members :*

Mrs. C. M. Clutton-Brock

Mrs. S. A. Otter

# STAFF OF THE CITY HEALTH DEPARTMENT

*Medical Officer of Health and Principal School Medical Officer :*

M. L. BERY, M.B., CH.B., D.P.H.

*Deputy Medical Officer of Health :*

H. E. SMITH, M.B., B.CH., D.P.H.

*School Medical Officer :*

E. G. M. CUMMINGS, M.R.C.S., L.R.C.P., D.P.H.

*Dental Officers :*

W. C. REED (Temporary), W. ELGEY (Part-time)

*Dental Attendants (2)*

*Chief Sanitary Inspector :*

DUNCAN G. MCGILL

*Deputy Chief Sanitary Inspector :*

H. SHIMELD

Sanitary Inspectors (5), Pests Officer (1) and Rodent Operators (2)

*Nursing Superintendent :*

M. E. YOUNGS

Health Visitors (7), Tuberculosis Visitors (2), District Midwives (7)

District Nurses (10)

*Day Nursery :*

Matron : B. E. TAYLOR. Other Staff (10)

*Occupation Centre :*

Supervisor : C. CLARKE. Other Staff (3)

*Ambulance Station Officer :*

F. G. LACHEM. Other Staff (23)

*Home Help Service :*

Organiser : E. A. DUNLOP, Organiser W.V.S.

Other Staff (30)

*Mental Health Workers and Duly Authorised Officers :*

W. A. PEMBERTON (resigned December, 1953), E. BOWER

*Lay Administrative Assistant :*

J. C. MARTIN

Administrative and Clerical Staff (10)



## CARE OF MOTHERS AND YOUNG CHILDREN

The services provided in connection with the care of mothers and young children were on similar lines to previous years and the clinics provided by the Local Health Authority at the end of the year were as follows :—

### Infant Welfare Clinics

Maternity and Child Welfare Centre, 34 Newland ..	Tuesdays Wednesdays Fridays	}	2-4 p.m.
St. Helen's Hall, Skellingthorpe Road .. ..	Mondays Tuesdays		
St. Giles' Methodist Church Hall, Addison Drive ..	Thursdays		
Blenkin Hall, St. John's Road, Newport .. ..	1st and 3rd Fridays each month	}	2-4 p.m.

### Ante-Natal and Post-Natal Clinic

Maternity and Child Welfare Centre, 34 Newland ..	Tuesdays	9.30-12 noon
---	----------	--------------

### Birth Control Clinic

Maternity and Child Welfare Centre, 34 Newland ..	3rd Monday each month	}	2.30 p.m.

### Light Clinic

Maternity and Child Welfare Centre, 34 Newland ..	Mondays Thursdays	}	2-4 p.m.

Particulars of the work undertaken at these clinics are as follows :—

### Infant Welfare Clinics

	1953	1952
Total number of children under 5 years of age who attended during the year .. ..	2,233	2,227
Number of children attending for the first time during the year :—		
(a) Under 1 year .. .. .	814	806
(b) Between 1 and 5 years .. ..	117	98
Total number of attendances during the year :—		
(a) Under 1 year .. .. .	9,822	10,821
(b) Between 1 and 5 years .. ..	4,639	4,500

An additional Infant Welfare Clinic was established in January, 1953, at the Blenkin Hall, St. John's Road, Newport, and two sessions are held per month.



**Ante-Natal and Post-Natal Clinic**

	<i>Ante-Natal Cases</i>	<i>Post-Natal Cases</i>	<i>Totals 1953</i>	<i>Totals 1952</i>
Total number of women who attended during the year .. ..	430	4	434	395
Number of women who attended for the first time .. .. .	392	4	396	362
Total number of attendances .. .. .	839	4	843	777

**Birth Control Clinic**

At this clinic advice is given to married women in whose case a future pregnancy would be injurious to their health.

	1953	1952
Total number of Lincoln women who attended during the year .. .. .	51	41
Number of women who attended for the first time during the year .. .. .	30	22
Total number of attendances of Lincoln women	64	59

**Light Clinic**

	1953	1952
Total number of cases treated during the year ..	61	72
Number of cases treated for the first time during the year .. .. .	55	63
Total number of attendances .. .. .	711	817

**Supply of Welfare Foods**

Dried Milk and other infant foods are made available, on payment, for the convenience of mothers attending the clinics ; in addition, by arrangement with the Ministry of Food, cod liver oil, orange juice and National Dried Milk are available to the priority classes concerned.

**Day Nursery**

The Newland Day Nursery continued to be available during the year, accommodation being provided for 40 children (16 in the 0-2 years group and 24 in the 2-5 years group).

Admissions were mainly confined to children whose mothers were compelled to work for financial reasons, though the environmental conditions and the health of a child were also taken into consideration when filling a vacancy at the Nursery. The admission of very young infants was not encouraged.

The system introduced in December, 1950, whereby applications for admission in cases where the father was working and the mother also wished to work are assessed on a financial basis, was continued during 1953. Only those cases coming within a certain financial scale are automatically added to the waiting list and the other cases are considered on their merits by the Maternity and Child Welfare Sub-Committee.

There were no children on the waiting list at the end of the year.



### Care of Premature Infants and Illegitimate Children

The Health Visitors continued to give special attention to premature infants and illegitimate children.

Special arrangements exist with the City Maternity Home for premature infants requiring institutional care. The Maternity Home continued to notify discharges so that early visits could be paid by Health Visitors.

The number of premature infants notified was as follows :—

	1953	1952
Born at home .. .. .	25	27
Born in hospital or nursing home .. .. .	62	42
	—	—
	87	69
	—	—

### Dental Care

The Council's Dental Service, for which there is an establishment of two dental officers, is available to the Maternity and Child Welfare and School Health Services.

One whole-time dentist (temporary) and one part-time dentist, engaged on five sessions per week, were employed throughout the year.

The position was under review at the end of the year.

The following is a summary of the work carried out for expectant and nursing mothers and young children during the year :—

Numbers provided with Dental Care :—

	<i>Examined</i>	<i>Needing Treatment</i>	<i>Treated</i>	<i>Made Dentally Fit</i>	<i>Attendances</i>
Expectant and Nursing Mothers	45	45	45	45	136
Children under five	198	198	198	198	435

Forms of Dental Treatment provided :—

	<i>Extrac- tions</i>	<i>Anaesthetics</i>		<i>Fillings</i>	<i>Scalings or Scaling and gum treatment</i>	<i>Silver Nitrate treat- ment</i>	<i>Dress- ings</i>	<i>Radio- graphs</i>	<i>Dentures Provided</i>	
		<i>Local</i>	<i>General</i>						<i>Com- plete</i>	<i>Par- tial</i>
Expectant and Nursing Mothers	135	47	12	9	31	11	9	4	3	6
Children under five	241	7	108	16	10	375	130	—	—	—

### MIDWIFERY

The number of cases attended by the Municipal District Midwives during the last five years was as follows :—

				<i>As Midwives</i>	<i>As Maternity Nurses</i>	<i>Total</i>
1953	..	..	..	326	54	380
1952	..	..	..	318	69	387
1951	..	..	..	368	63	431
1950	..	..	..	321	88	409
1949	..	..	..	304	114	418



During 1953, they paid 10,908 visits as compared with 10,994 during 1952.

Medical aid was summoned in 122 cases in 1953 and in 122 cases during the previous year.

Gas/air analgesia was administered by the Municipal District Midwives in 267 cases giving a percentage of 70.3 of total cases, as compared with 258 cases in 1952 (66.7%).

Pethedine was administered by the Municipal District Midwives in 258 cases during the year, as compared with 242 cases in 1952.

In July 1949, a scheme was inaugurated whereby the Matron of the City Maternity Home referred to the Medical Officer of Health for investigation, cases seeking admission to the Maternity Home, on the grounds that the home conditions were not suitable or convenient for the confinement to take place there.

During 1953, 251 cases were investigated by the District Midwives and of these, 174 were recommended for admission to the Maternity Home on environmental and/or sociological grounds.

Notification from Maternity Homes of all discharges of mothers and babies before the 14th day are received by the Medical Officer of Health, in order that visits may be paid to the homes of patients by Health Visitors or District Midwives, whichever is appropriate.

The Local Health Authority is the local supervising authority for the purposes of the Midwives Act, 1951. Statistics relating to maternity cases attended by midwives practising in the area, other than those attended by the Municipal District Midwives, are as follows :—

	1953	1952
Cases attended :—		
(a) By midwives employed in Institutions	1,005	1,016
(b) By domiciliary midwives in private practice .. .. .	18	23
Totals .. .. .	<u>1,023</u>	<u>1,039</u>

## HEALTH VISITING

During the year the Health Visitors paid 5,254 visits in respect of children under the age of 1 year and 9,032 visits in respect of children between the ages of 1 and 5 years. The comparable figures for 1952 were 4,844 and 8,794 respectively.

In addition, 860 visits were paid by the Health Visitors to other cases. These included visits to homes of persons suffering from illness and to expectant mothers, visits in connection with the adoption and boarding-out of children, and applications for admission of children to the Day Nursery.

The total number of visits paid during the year was 15,146 as compared with 14,158 during 1952.



## HOME NURSING

The Home Nursing Service continued to be available to patients being nursed in their homes and has been directly operated by the Local Health Authority since the National Health Service Act came into operation.

The following is a summary of the work undertaken during the year :—

No. of cases on register on 1st January	..	..	142
No. of new cases dealt with :—			
(a) Surgical	..	..	290
(b) Medical	..	..	977
(c) Tuberculous	..	..	33
(d) Others	..	..	19
			— 1319
No. of cases removed from register as :—			
(a) Transferred to hospital, left the district, etc.	..		213
(b) Died	..	..	225
(c) Treatment completed	..	..	871
			— 1309
No. of cases on register on 31st December	..	..	152

The total number of cases attended during the year was 1,461 and the total number of visits paid was 30,893. The comparable figures for 1952 were 1,209 and 23,433 respectively.

## VACCINATION AND IMMUNISATION

## (a) Vaccination against Smallpox

Every effort was made by the health visiting staff to persuade mothers to have their children vaccinated against smallpox before reaching the age of one year. Mothers were given every encouragement to attend either the Infant Welfare Clinics, where facilities are available for vaccination, or their own doctors.

A summary of the work undertaken during the year is as follows :—

	<i>Under 1 year</i>	<i>1-4 years</i>	<i>5-14 years</i>	<i>15 years or over</i>	<i>1953 Total</i>	<i>1952 Total</i>
By Local Health Authority's Staff at clinics :—						
Vaccinations ..	143	14	1	5	163	192
Re-Vaccinations ..	—	—	—	1	1	5
By General Practitioners :—						
Vaccinations ..	214	12	15	50	291	276
Re-Vaccinations ..	—	1	11	33	45	74
Totals ..	357	27	27	89	500	547

## (b) Immunisation against Diphtheria

Efforts to persuade mothers to have their children immunised against diphtheria were continued during the year by the health visitors, both during their home visits and at the Infant Welfare Clinics.



Facilities are available at the Infant Welfare Clinics for the work to be carried out. Where mothers visited do not wish to attend the clinic with their children, they are encouraged to consult their own doctors regarding immunisation.

Particulars of the children dealt with during the year are as follows :—

PRIMARY IMMUNISATION				
	<i>Under 5 years</i>	<i>5 years and over</i>	<i>1953 Total</i>	<i>1952 Total</i>
By Local Health Authority's Staff	374	245	619	755
By General Practitioners .. ..	255	6	261	222
Totals .. .. .	629	251	880	977

RE-INFORCING DOSES				
			<i>1953</i>	<i>1952</i>
By Local Health Authority's Staff .. ..	..	..	1976	2144
By General Practitioners .. ..	..	..	46	49
Totals .. .. .	..	..	2022	2193

At the end of the year 76% of the child population below 15 years of age had been immunised against Diphtheria, as compared with 78.5% at the end of 1952.

#### (c) Immunisation against Whooping Cough

Immunisation against whooping cough is only carried out at the special request of parents who attend with their children at the Infant Welfare Clinics. A summary of the work undertaken is as follows :—

	<i>Under 1 year</i>	<i>1-4 years</i>	<i>1953 Total</i>	<i>1952 Total</i>
By Local Authority Staff	180	73	253	233

#### (d) Immunisation against Diphtheria and Whooping Cough (combined)

General Practitioners in the City carry out combined immunisation against diphtheria and whooping cough and the records submitted to the Health Department show the following work to have been completed :—

	<i>Under 1 year</i>	<i>1-4 years</i>	<i>5 years and over</i>	<i>1953 Total</i>	<i>1952 Total</i>
By General Practitioners	76	106	2	184	114

### AMBULANCE SERVICE

The City Ambulance Service continued to be available during the year to patients in the City and, by arrangement with the Lindsey and Kesteven County Councils, to patients in a number of villages in an area approximately corresponding to within a radius of 12 miles from the City Centre.



At the end of the year, the total number of vehicles on the strength of the Ambulance Service was 6 ambulances and 4 sitting-case cars and the total staff, including the Ambulance Station Officer and the Deputy Ambulance Station Officer, was 24.

All vehicles are equipped with radio-control, which was introduced in January, 1952.

A summary of the work undertaken during the year, compared with the corresponding figures for the previous four years, is as follows :—

	1949	1950	1951	1952	1953
No. of patients carried ..	17208	17701	19671	24536	27859
No. of journeys undertaken	11299	14227	14015	12880	10695
No. of miles covered ..	141429	185028	191383	198311	209305

The number of journeys undertaken during the year includes the following non-patient carrying journeys :—

Transport of analgesia apparatus 603, disinfection 4, abortive journeys 340, and service journeys 734.

The following classification of the number of patients carried during 1953 gives some indication of the type of calls dealt with :—

Street accidents and street illness ..	..	..	..	850
Hospital admissions ..	..	..	..	2171
Out-patient attendances ..	..	..	..	21491
Inter-hospital transfers ..	..	..	..	906
Hospital discharges ..	..	..	..	1594
Infectious disease cases ..	..	..	..	68
Maternity cases ..	..	..	..	779

Total ..	..	..	..	27859
----------	----	----	----	-------

In 23 cases, where long journeys were involved, part of the journey was undertaken by railway, by special arrangement with the railway authorities.

Throughout the year, efforts were continued in co-operation with the hospital authorities and the medical practitioners in an endeavour to avoid unnecessary journeys.

The following table shows the mileage, patients carried and the miles per patient for 1952 and 1953 :—

	<i>Mileage</i>		<i>Patients Carried</i>		<i>Miles per Patient</i>	
	1952	1953	1952	1953	1952	1953
January	16494	16872	1953	2060	8.4	8.2
February	16074	16043	1820	2149	8.8	7.5
March	16226	18047	1945	2529	8.3	7.1
April	16044	17373	1858	2281	8.6	7.6
May	17953	18215	2000	2478	8.9	7.3
June	17253	17980	2069	2325	8.3	7.7
July	18013	19172	2079	2328	8.6	8.2
August	16235	16203	1978	2098	8.2	7.7
September	15176	17823	2028	2502	7.4	7.1
October	16452	17650	2244	2609	7.3	6.8
November	16487	17097	2399	2317	6.8	7.4
December	15904	16830	2163	2183	7.3	7.7



## PREVENTION OF ILLNESS, CARE AND AFTER-CARE

### Tuberculosis

Two Tuberculosis Visitors are employed by the Local Health Authority and their duties include the investigation of home circumstances of tuberculous patients, arranging for contacts to attend the Chest Clinic for examination and to give advice on the precautions to be taken against the spread of infection. They also assist at the Central Lincolnshire Chest Clinic held in Lincoln, when Lincoln residents attend for examination.

The Tuberculosis Visitors paid 2,943 domiciliary visits and attended 128 clinic sessions during 1953, as compared with 2,387 visits and 86 sessions in 1952.

193 Lincoln persons were examined at the Central Lincolnshire Chest Clinic during 1953 on account of their having been in contact with tuberculous patients. The comparable figure for 1952 was 255.

Cases coming to the notice of the Health Department of persons dying from tuberculosis whose disease was not notified during life, are followed up by the Department. Visits are paid by the Tuberculosis Visitors and arrangements made for members of the family to attend for examination at the Chest Clinic.

Co-operation was maintained during the year with the local office of the National Assistance Board with regard to patients in need of financial assistance.

Patients were encouraged and assisted to obtain extra nourishment by way of increased milk supplies, and where any financial hardship resulted, the co-operation of the National Assistance Board was sought with a view to the granting of an extra allowance for this purpose. In cases where the National Assistance Board were unable to assist, milk was provided by the Local Health Authority, either free of cost to the patient or at a reduced cost, according to means.

The Health Committee continued to give special consideration to cases of pulmonary tuberculosis living in overcrowded or unsuitable housing conditions and referred particular cases to the Housing Committee for priority consideration.

The position was as follows :—

Awaiting rehousing on 1st January, 1953	..	8
Recommended for rehousing during the year	..	11
Rehoused during the year	.. ..	16
Awaiting rehousing on 31st December, 1953	..	3

Open-air shelters are available for the use of suitable cases under supervision at home. During 1953, however, no case requiring this form of assistance came to the notice of the Department.

Where necessary, home nursing equipment, invalid chairs, beds, bedding, clothing, etc., have been provided or loaned during the year to tuberculous patients.

The Department has continued to co-operate with the Chest Physician and the Ministry of Labour and National Service for placing tuberculous patients fit for part-time or full-time work in suitable employment and for appropriate cases to be admitted to the Disabled Persons' Register.



A scheme is in operation for the provision of Occupational Therapy for suitable cases under treatment at home. Under this scheme materials for rug-making, knitting, embroidery, etc., were supplied at specially reduced charges. At the end of the year, 2 patients were undertaking rug-making and 12 were occupied in embroidery and knitting.

B.C.G. vaccination against tuberculosis is carried out by the Chest Physician on behalf of the Local Health Authority, the present aim being limited to the vaccination of every "Mantoux Negative" child contact of known tuberculous patients. The number vaccinated under these arrangements during 1953 was 32 as compared with 40 during 1952.

The Lincolnshire Mass Radiography Unit paid a brief visit to the City early in the year (from 9th to 16th February, 1953) and on this occasion examinations were limited to special groups, including school leavers, teachers, Children's Homes and Nursery staffs.

A brief report upon the work of the Unit during this visit is as follows:—

	<i>Males</i>	<i>Females</i>	<i>Total</i>
Total attendances .. .. .	453	762	1215
Found suffering from active pulmonary tuberculosis .. .. .	1	2	3

The Unit visited the City again towards the end of 1953 in order to carry out a full-scale survey, and commenced to operate on 14th December. This survey was still proceeding at the end of the year and a full report will be included in my report for 1954.

Arrangements are made for the X-ray examination, prior to appointment, of new staff of the Council's Day Nursery, Residential Nursery and Children's Homes, and also employees of the Education Authority such as school caretakers, school meals staff, etc. In addition, the staffs mentioned are invited to undergo an annual chest X-ray when the Mass Radiography Unit is available in Lincoln.

X-ray examinations are also carried out of entrants to courses of training for teaching and entrants to the teaching profession.

### Other Illnesses

The Council's Welfare Department undertakes the care and after-care of the following, under Part III of the National Assistance Act, 1948:—

Blind Persons.  
Cancer patients.  
Epileptics.  
The hard of hearing.  
The aged and infirm.

Close co-operation was maintained during the year between the Health Department and the Welfare Department.

In connection with blind persons, table "A" below gives information regarding the incidence of blindness during 1953 and the steps taken with regard to treatment. Table "B" gives particulars of notifications and treatment of cases of ophthalmia neonatorum.



## A. FOLLOW-UP OF REGISTERED BLIND AND PARTIALLY SIGHTED PERSONS

	Cause of Disability				
	Cataract	Glaucoma	Cataract and Glaucoma	Retrolental Fibroplasia	Others
(i) Number of cases registered during the year in respect of which para. 7 (c) of Forms B.D. 8 recommends:					
(a) No treatment ..	3	2	1	—	2
(b) Treatment :—					
Medical .. ..	2	1	1	—	1
Surgical .. ..	5	—	—	—	1
Optical .. ..	2	—	—	—	—
(ii) Number of cases at (i) (b) above which on follow-up action have received treatment .. ..	11	—	1	—	1

## B. OPTHALMIA NEONATORUM

(i) Total number of cases notified during the year .. ..	2
(ii) Number of cases in which :—	
(a) Vision lost .. ..	—
(b) Vision impaired .. ..	—
(c) Treatment continuing at end of year .. ..	—

## After-care of patients following discharge from Hospitals

The Department undertakes the follow-up of cases who need special care and attention at home after discharge from hospital and who are specially referred to the Department by the hospital staffs for this purpose.

## Provision of Nursing Equipment and Apparatus

A scheme exists under which the Lincoln division of the St. John Ambulance Brigade operates on behalf of the Local Health Authority a medical comforts depot from which nursing equipment and apparatus is loaned or provided for the use of patients being confined or nursed at home.

This scheme was put into operation on 1st April, 1950, and was more fully described in my report for that year.

During the year 143 patients were assisted and 198 articles of equipment were issued. Particulars of the equipment issued are as follows :—

Air Rings .. ..	42
Bed Pans .. ..	34
Urinals .. ..	14
Commodes .. ..	3
Bed Rests .. ..	24
Cradles .. ..	13
Waterproof Sheets ..	34



Dunlopillo Cushions ..	6
Feeding Cups .. ..	4
Wheel Chairs .. ..	7
Crutches, pairs ..	4
Walking Sticks .. ..	3
Bed Tables .. ..	6
Fracture Boards (sets) ..	1
Steam Kettles .. ..	3
<hr/>	
Total .. ..	198
<hr/>	

## HEALTH EDUCATION

The services of the Central Council for Health Education were available to the Department as in previous years, and posters and leaflets on various health matters continued to be displayed and distributed.

Four large poster frames in prominent positions in the City were utilised regularly for the display of posters dealing with a variety of subjects.

An Exhibition Stand is erected at the Maternity and Child Welfare Centre, Newland, and appropriate topics on health matters were displayed during the year.

The distribution of the monthly issue of the *Better Health* booklet, which contains useful articles on health matters, was continued during 1953.

Leaflets on appropriate topics were distributed by the Health Visitors and Sanitary Inspectors from time to time throughout the year and they were also made available to the general public at offices and clinics of the Department.

Special leaflets giving advice regarding the value of Immunisation against Diphtheria and Vaccination against Smallpox and information regarding the facilities available were sent out to parents at the appropriate times.

The Local Authority is affiliated to the Home Safety Section of the Royal Society for the Prevention of Accidents and advantage was taken of the pamphlets and circulars issued, and advice given by the Society.

The Health Visitors, District Nurses, District Midwives, School Nurses, Tuberculosis Visitors, Sanitary Inspectors and other staff continued to take every opportunity, when performing their duties, to give advice on the prevention of disease, accidents in the home and general hygienic methods in the home.

## DOMESTIC HELP

The Domestic Help Service, inaugurated in 1947, is under the control of the Medical Officer of Health and operated by the Women's Voluntary Service under an agreed scheme and is known as the City of Lincoln and Women's Voluntary Service Home Help Service.

The County Borough Organiser of the Lincoln Branch of the W.V.S. is authorised to recruit suitable persons for the Home Help Service and



has the assistance of a whole-time clerical assistant. She also allocates the helps according to the needs of the persons requiring assistance. Overalls are provided for the home helps.

Applicants for domestic help who are unable to afford the full cost of the service provided may apply for a reduction in the charge and these are dealt with by the Health (Necessitous Cases) Sub-Committee.

266 cases were provided with a home help during 1953. The following table shows the type of cases assisted and the number of home helps engaged at the end of the year :—

	1953	1952
Maternity .. .. .	42	29
Sickness .. .. .	45	66
Tuberculous .. .. .	6	4
Aged and Infirm and Chronic Sick ..	173	124
	—	—
Total .. .. .	266	223
	—	—
Number of Home Helps at the end of the year .. .. .	28	24

The majority of the home helps employed are married women experienced in the duties which they undertake. It has not been considered necessary to provide any special facilities for training. The majority of the home helps are part-time workers.

## HEALTH CENTRES

There were no special developments regarding the provision of Health Centres during the year. As a long term policy the Council have provisionally reserved two sites in connection with their new housing estates.

## MENTAL HEALTH

As from 5th July, 1948, the Local Health Authority has been responsible for carrying out the functions under the Lunacy, Mental Treatment and Mental Deficiency Acts, as amended by the National Health Service Act, 1946.

Two Medical Officers of the Council, with previous mental health experience, were available during the year and the services of two Medical Superintendents of Mental Hospitals and one Medical Superintendent of a Mental Deficiency Colony were available for special cases.

The two Mental Health Workers, who are also designated "Authorised Officers," were responsible for visiting and for the supervision of patients at home and for taking initial proceedings under the Lunacy and Mental Treatment Acts. Both have attended approved courses on mental health work.

There is one Occupation Centre with a staff of one Supervisor, one Guide Assistant and one Home Teacher.

Co-operation was maintained during the year between the staffs of



the Mental Hospitals, Hospitals for Mental Defectives and the Local Health Authority.

The services of the Mental Health Workers were utilised for the visiting and reporting on the home circumstances of Lincoln patients attending the Hospital's Psychiatric Clinic. The Mental Health Workers also continued to attend the Clinic when Lincoln patients are examined.

There were no special duties delegated to Voluntary Associations.

#### Account of work undertaken in the community during the year

UNDER SECTION 28, NATIONAL HEALTH SERVICE ACT, 1946. (*Prevention of Illness, Care and After-Care*).

The general services provided under this Section were also available to patients suffering from mental illness or mental defectiveness.

The following shows the work carried out by the Mental Health Workers during the year :—

No. of visits made by the Mental Health Workers in connection with patients attending the Psychiatric Clinic ..	152
No. of visits made to ex-patients of Mental Hospitals ..	102
No. of visits made to ex-Service Hospital Psychiatric cases ..	14
No. of visits made to ex-patients of Mental Deficiency Institutions .. .. .	38
Total visits made by Mental Health Workers .. ..	306

UNDER LUNACY AND MENTAL TREATMENT ACTS, 1890-1930 :

No. of cases admitted to Mental Hospitals .. ..	77
No. of cases investigated and found "not subject to be dealt with" .. .. .	42
No. of visits made by Authorised Officers .. ..	172

UNDER MENTAL DEFICIENCY ACTS, 1913-1938 :

Particulars of Mental Defectives as on 31st December, 1953.

	Male	Female	Total
1. Number of Ascertained Mental Defectives found to be "subject to be dealt with" :			
(a) In Institutions (including cases on licence therefrom)—			
Under 16 years of age .. ..	9	2	11
Aged 16 years and over .. ..	37	36	73
(b) Under Guardianship (including cases on licence therefrom)—			
Under 16 years of age .. ..	—	—	—
Aged 16 years and over .. ..	7	—	7
(c) In "places of safety" .. ..	—	—	—
(d) Under Statutory Supervision (excluding cases on licence)—			
Under 16 years of age .. ..	10	5	15
Aged 16 years and over .. ..	23	15	38
(e) Action not yet taken under any one of the above headings .. ..	—	—	—
TOTAL ascertained cases found to be "subject to be dealt with" ..	86	58	144



Number of cases included in (b) to (e) above in urgent need of institutional care, Male (3), Female (—), Total (3). Not in urgent need of institutional care, Male (37), Female (20), Total (57).

	<i>Male</i>	<i>Female</i>	<i>Total</i>
2. Number of Mental Defectives not at present "subject to be dealt with," but over whom some form of voluntary supervision is maintained :—			
Under 16 years of age .. ..	—	—	—
Aged 16 years and over .. ..	23	26	49
TOTAL number of mental defectives 1 plus 2	109	84	193

### Particulars of cases reported during the year 1953

	<i>Male</i>	<i>Female</i>	<i>Total</i>
1. ASCERTAINMENT :			
(a) Cases reported by Local Education Authorities (Section 57, Education Act, 1944) :—			
(i) Under Section 57 (3) .. ..	3	—	3
(ii) Under Section 57 (5) :			
On leaving special schools ..	2	—	2
On leaving ordinary schools ..	1	—	1
(b) Other ascertained defectives reported during 1953, and found to be "subject to be dealt with" .. ..	2	—	2
TOTAL ascertained defectives found to be "subject to be dealt with" during the year	8	—	8
(c) Other reported cases ascertained during 1953 who are not at present "subject to be dealt with" .. ..	—	—	—
TOTAL number of cases reported during the year .. .. .	8	—	8
2. DISPOSAL OF CASES REPORTED DURING THE YEAR :			
(a) Ascertained defectives found to be "subject to be dealt with" :—			
(i) Admitted to Institutions ..	2	—	2
(ii) Placed under Guardianship ..	—	—	—
(iii) Taken to "places of safety" ..	—	—	—
(iv) Placed under Statutory Supervision .. .. .	6	—	6
(v) Died or removed from area ..	—	—	—
(vi) Action not yet taken .. ..	—	—	—
TOTAL ascertained defectives found to be "subject to be dealt with" .. ..	8	—	8

	Male	Female	Total
(b) Cases not at present "subject to be dealt with" :—			
(i) Placed under Voluntary Supervision .. .. .	—	—	—
(ii) Later found not to be defective .. .. .	—	—	—
(iii) Died or removed from area .. .. .	—	—	—
(iv) Action unnecessary .. .. .	—	—	—
(v) Action not yet taken .. .. .	—	—	—
TOTAL cases not at present "subject to be dealt with" .. .. .	—	—	—

Number of Mental Defectives in Institutions under Community Care, including Voluntary Supervision, or in "Places of Safety" on 1st January, 1953, who have ceased to be under any of these forms of care during 1953 :—

(a) Ceased to be under care .. .. .	2	1	3
(b) Died, removed from the area, or lost sight of .. .. .	4	2	6
TOTAL .. .. .	6	3	9

Of the total number of Mental Defectives known to the Local Health Authority :—

(a) Number who have given birth to children during 1953 :—			
(i) After marriage .. .. .			1
(ii) While unmarried .. .. .			Nil
(b) Number who have married during 1953 : Males .. .. .			Nil
Females .. .. .			1
Number of domiciliary visits made by Mental Health Workers during 1953 .. .. .			371
Number of cases examined by Public Health Medical Staff :			
(a) For certification .. .. .			1
(b) For re-examination or special report .. .. .			10

### Training

Number of Mental Defectives receiving Training :

	Male	Female	Total
(a) In day-training centres :—			
Under 16 years of age .. .. .	7	4	11
Aged 16 years and over .. .. .	11	6	17
(b) At home .. .. .	2	4	6
TOTAL .. .. .	20	14	34

### Occupation Centre

The Occupation Centre, Westgate, which provides accommodation for the training of 30 mental defectives, was available as in previous years.

The arrangements under which an omnibus of the Corporation Transport Department undertakes the conveyance of the defectives to and from the Centre were continued during the year.



## THE CHILDREN ACT, 1948

Co-operation was maintained with the Children's Officer during the year regarding the general medical supervision of children coming within the purview of the Act.

The Deputy Medical Officer of Health paid 82 visits to the Children's Homes, the Residential Nursery and the homes of boarded-out children during the year, and carried out 296 medical examinations. In addition, he carried out 30 examinations of boarded-out children at the City Health Department and the Infant Welfare Centres.

### NOTIFIABLE INFECTIOUS DISEASES

#### Diphtheria

The number of diphtheria notifications during the last five years was :

1949	1950	1951	1952	1953
2	1	—	—	—

There were no deaths in the year.

#### Scarlet Fever

The number of notifications during the last five years was :

1949	1950	1951	1952	1953
51	93	22	63	46

The disease was generally mild in character.

There were no deaths in the year.

#### Erysipelas

The number of notifications during the last five years was :

1949	1950	1951	1952	1953
7	19	5	2	5

There were no deaths in the year.

#### Puerperal Pyrexia

The number of notifications during the last five years was :

1949	1950	1951	1952	1953
15	6	12	11	8

#### Ophthalmia Neonatorum

The number of notifications during the last five years was :

1949	1950	1951	1952	1953
2	—	1	—	2

#### Chickenpox

The number of notifications during the last five years was :

1949	1950	1951	1952	1953
320	116	312	656	261

There were no deaths in the year.

#### Measles

The number of notifications during the last five years was :

1949	1950	1951	1952	1953
47	1380	55	159	1206

There was one death in the year.

**Whooping Cough**

The number of notifications during the last five years was :

1949	1950	1951	1952	1953
86	278	32	48	463

There were no deaths in the year.

**Typhoid Fever**

The number of notifications during the last five years was :

1949	1950	1951	1952	1953
—	—	—	—	1

There were no deaths in the year.

**Para-Typhoid Fever**

The number of notifications during the last five years was :

1949	1950	1951	1952	1953
—	—	3	—	—

There were no deaths in the year.

**Dysentery**

The number of notifications during the last five years was :

1949	1950	1951	1952	1953
2	39	37	12	25

There were no deaths in the year.

**Pneumonia**

The number of notifications during the last five years was :

1949	1950	1951	1952	1953
54	35	45	30	40

The deaths attributed to this cause numbered 21 in the year.

**Meningococcal Infection**

Meningococcal Infection, as such, became notifiable on 1st January, 1950, and the number of notifications since that date was :

1950	1951	1952	1953
—	—	—	1

There were no deaths in the year.

**Acute Poliomyelitis**

The number of notifications during the last five years was :

1949	1950	1951	1952	1953
9	19	5	1	7

Of the 7 cases notified in 1953, 5 were paralytic and 2 non-paralytic.

There was one death in the year.

**Acute Encephalitis**

Acute Encephalitis, as such, became notifiable on 1st January, 1950, and the number of notifications since that date was :

1950	1951	1952	1953
—	—	—	—

There were no deaths in the year.



**Malaria**

The number of notifications during the last five years was :

1949	1950	1951	1952	1953
1	1	—	1	—

There were no deaths in the year.

**Smallpox**

The number of notifications during the last five years was :

1949	1950	1951	1952	1953
—	—	—	—	—

There were no deaths in the year.

**SCABIES**

Thorngate Clinic, which was taken over for the treatment of scabies by the Health Department during 1944, continued to be available during 1953.

In dealing with scabies, efforts were continued to arrange for all the members of an infected family to be treated at the same time.

In connection with school children, the percentages found to be suffering from scabies during the last five years were :—

1949	..	..	0.76%
1950	..	..	0.83%
1951	..	..	0.39%
1952	..	..	0.30%
1953	..	..	0.13%

**ACUTE RHEUMATISM REGULATIONS, 1953**

The Acute Rheumatism Regulations, 1950, provided for the notification of acute rheumatism in persons under the age of 16 years resident in the counties of Cornwall and Lincoln (Parts of Lindsey), the county boroughs of Bristol, Grimsby, Kingston-upon-Hull, Lincoln, Salford and Sheffield and the borough of Ilford for a period of three years from 1st October, 1950.

The Regulations were renewed for a further period of three years by the Acute Rheumatism Regulations, 1953.

No case was notified in Lincoln during 1953.

**TUBERCULOSIS**

The number of primary notifications received during the year was 77 (66 pulmonary and 11 non-pulmonary) as compared with 66 (61 pulmonary and 5 non-pulmonary) in the previous year.

The number of primary notifications received during the last five years was :—

	1949	1950	1951	1952	1953
Pulmonary .. ..	68	53	57	61	66
Non-Pulmonary ..	16	6	5	5	11
	—	—	—	—	—
	84	59	62	66	77
	—	—	—	—	—

The number of deaths from tuberculosis during the last five years was :—

	1949	1950	1951	1952	1953
Pulmonary .. ..	35	31	22	19	13
Non-Pulmonary ..	4	3	1	—	1
	—	—	—	—	—
	39	34	23	19	14
	—	—	—	—	—

## VENEREAL DISEASES

Although the responsibility for the treatment of Venereal Diseases passed to the Sheffield Regional Hospital Board on 5th July, 1948, the clinics continued to be held on confidential lines at the City Health Department until 1st January, 1953, when the clinic was moved to the County Hospital, Lincoln.

During 1953, 98 Lincoln patients attended for the first time. Of these 23 proved to be suffering from Venereal Disease and 75 from Non-Venereal conditions.

The number of new cases of definite Venereal Disease amongst patients domiciled in the City who came under treatment for the first time during the last five years was :—

	<i>Syphilis</i>	<i>Soft Chancre</i>	<i>Gonorrhoea</i>	<i>Total</i>
1949 .. ..	28	—	29	57
1950 .. ..	17	—	24	41
1951 .. ..	18	—	26	44
1952 .. ..	12	—	24	36
1953 .. ..	14	—	9	23

## WATER

The chlorination of the water supply was continued during the year.

Samples for bacteriological analyses were taken each week from the boreholes in use and from the water passing into supply after chlorination and have shown satisfactory results. Quarterly samples were submitted during the year for chemical analyses and there was no noticeable variation in the chemical characteristics of the water.

There was no action necessary on account of contamination by lead.

The great majority of the houses are supplied direct from public water mains but in the case of the remainder, there is only a tap in the yard for the common use of one or more houses.

The water supply was constant and remained satisfactory in quality and quantity.



## HOUSING

The total number of houses erected in the City was :—

	1953	1952
(a) By the Local Authority	458	319
(b) By private enterprise	189	80
Total	647	399

## FOOD POISONING

(a) Food Poisoning Notifications (Corrected) Returned to Registrar General :—

1st Quarter	2nd Quarter	3rd Quarter	4th Quarter	Total
—	—	4	—	4

(b) Outbreaks due to Identified Agents :—

Total Outbreaks : Nil      Total cases : —

(c) Outbreaks of Undiscovered Cause :—

Total Outbreaks : Nil      Total cases : —

(d) Single Cases :—

Agent identified : 2      Unknown Cause : 2      Total : 4

Two cases occurred in one family. The remaining two were isolated cases. In connection with the family, faeces and samples of suspected food were examined but were negative. In the two isolated cases, Salmonella typhi-murium was present in the faeces ; no suspected food was available for examination.

## SECTION 47 OF THE NATIONAL ASSISTANCE ACT, 1948

It was not found necessary to take action under this Section during the year.

## VITAL STATISTICS FOR THE PAST FIVE YEARS

	1949	1950	1951	1952	1953
Population .. .. . (mid-year estimates)	68,810	69,900	69,050	69,500	70,200
Net Live Births .. .. .	1,077	1,012	1,048	1,045	1,058
Still Births .. .. .	31	22	30	32	18
Net Deaths .. .. .	829	844	842	803	899
Marriages Solemnised .. .. .	634	702	620	606	808
Live Birth Rate per 1,000 population .. .. .	15.65	14.62	15.18	15.04	15.07
Legitimate .. .. .	14.55	13.61	14.24	13.97	13.9
Illegitimate .. .. .	1.10	1.01	0.94	1.07	1.17
Still Birth Rate per 1,000 population .. .. .	0.45	0.32	0.43	0.46	0.26
Legitimate .. .. .	0.42	0.26	0.39	0.43	0.23
Illegitimate .. .. .	0.03	0.06	0.04	0.03	0.03
Death Rate per 1,000 population	11.56	11.59	11.58	10.97	12.16
Maternal Mortality Rate, per 1,000 total (live and still) births .. .. .	1.80	0.97	0.93	—	—
Infant Mortality Rate per 1,000 live births .. .. .	33	31.6	25.8	30.6	34.97
Tuberculosis Mortality Rate, per 1,000 population .. .. .	0.57	0.49	0.33	0.27	0.20
Cancer Mortality, per 1,000 population .. .. .	1.73	1.91	2.16	1.80	2.02



## COMPARISON OF VITAL STATISTICS WITH RATES FOR THE COUNTRY GENERALLY

	England and Wales	160 County Boroughs and Great Towns including London	160 Smaller Towns (Estimated Resident Populations 25,000— 50,000 at Census, 1951)	London	LINCOLN
<i>Birth rate per 1,000 population:</i>					
Live Births .. ..	15.5	17.0	15.7	17.5	15.07
Still Births .. ..	0.35	0.43	0.34	0.38	0.26
<i>Death rate per 1,000 population:</i>					
All causes .. ..	11.4	12.2	11.3	12.5	12.16
Enteric Fever .. ..	0.00	0.00	—	—	—
Smallpox .. ..	0.00	0.00	0.00	—	—
Whooping Cough .. ..	0.01	0.01	0.00	0.00	—
Diphtheria .. ..	0.00	0.00	0.00	—	—
Influenza .. ..	0.16	0.15	0.17	0.15	0.17
<i>Rate per 1,000 live births :</i>					
Deaths from Diarrhoea and Enteritis under 2 years .. ..	1.1	1.3	0.9	1.1	—
Deaths (all causes) under 1 year .. ..	26.8	30.8	24.3	24.8	34.97

## ANNUAL REPORT OF THE CHIEF SANITARY INSPECTOR FOR THE YEAR 1953

### SANITARY INSPECTION OF THE AREA

The sanitary section of the Health Department is responsible for the administration of certain parts of the various Public Health Acts and the following other Acts and Regulations made thereunder :—

Housing Acts, 1936 and 1949.

Food and Drugs Acts, 1938 to 1950.

Shops Act, 1950.

Prevention of Damage by Pests Act, 1949.

Fertilisers and Feeding Stuffs Act, 1926.

Agricultural Produce (Grading and Marking) Act, 1928.

Merchandise Marks Acts, 1887 to 1953.

Factories Acts, 1937 and 1948.

Rag Flock and Other Filling Materials Act, 1951.

Pet Animals Act, 1951.

Slaughter of Animals Act, 1933–1951.



## General Inspections

## DWELLINGHOUSES

					<i>Inspections</i>	<i>Re- Inspections</i>
Re Notifiable Diseases	..	..	..	..	127	219
Re Contacts	..	..	..	..	79	17
Re Other Diseases	..	..	..	..	11	—
Re Complaints	..	..	..	..	2432	3895
Re Housing Act, 1936 :						
Inspections	..	..	..	..	157	240
Overcrowding provisions	..	..	..	..	8	3
Slum Clearance preliminary survey	..	..	..	..	786	—
Dirty	..	..	..	..	15	14
Verminous	..	..	..	..	35	28
Water Supply	..	..	..	..	104	39

## DRAINS

Inspected	..	..	..	..	437	173
Tested	Colour	..	..	..	62	7
	Grenade	..	..	..	25	—
	Smoke	..	..	..	57	—
	Water	..	..	..	39	—

## OTHER PREMISES

Complaints—general	..	..	..	..	1416	2223
Common Lodging Houses	..	..	..	..	40	—
Flour Mills	..	..	..	..	2	1
Houseboats	..	..	..	..	2	—
Interviews	..	..	..	..	671	—
Marine Stores	..	..	..	..	1	—
Moveable Dwellings	..	..	..	..	313	7
Nursing Homes	..	..	..	..	1	—
Offensive trades	..	..	..	..	29	33
Pet Animal Shops	..	..	..	..	25	—
Plots of waste land	..	..	..	..	26	19
Rag Flock and Other Filling Materials	..	..	..	..	4	—
Sewers, Ventilators, Street Gullies, etc.	..	..	..	..	93	79
Schools	..	..	..	..	1	—
Smoke Observations	..	..	..	..	4	3
Swimming Baths	..	..	..	..	59	—
Re Swine, Fowls and other animals	..	..	..	..	26	3
Theatres and Cinemas	..	..	..	..	30	—
Wasps Nests	..	..	..	..	3	—
Unclassified Visits	..	..	..	..	664	—

## INFORMAL AND STATUTORY NOTICES

Statutory Notices outstanding December 31st, 1952	..	18
"    "    served	..	141
"    "    complied with	..	76
"    "    outstanding December 31st, 1953	..	83
Informal Notices served	..	483
"    "    complied with	..	557
"    "    outstanding December 31st, 1953	..	370
No. of complaints received and recorded at the Health Department	..	689

**Work Done**

The following works were carried out by the service of statutory notice, informal notice or other informal action.

**HOUSES**

Accumulation of manure or refuse removed	..	..	7
Cleansed	..	..	3
Chimneys repaired	..	..	34
Damp proof courses provided	..	..	4
Doors and locks repaired or renewed	..	..	21
Eavesgutters cleansed	..	..	57
„ repaired or renewed	..	..	73
Fallpipes cleansed	..	..	33
„ repaired or renewed	..	..	52
Fireplaces repaired or renewed	..	..	77
Floors repaired or renewed	..	..	99
Indoor water supply and sinks provided	..	..	113
Nuisances abated arising from the keeping of swine or other animals	..	..	3
Paving of yards or passages repaired or renewed	..	..	115
Roofs repaired or renewed	..	..	206
Stairs repaired	..	..	2
Wall or ceiling plaster repaired	..	..	158
Walls pointed, rendered, or treated with petrifying solution	..	..	31
Washing coppers repaired or renewed	..	..	4
Windows and frames repaired or renewed	..	..	80

**VERMINOUS HOUSES**

Disinfested and rooms fumigated	..	..	19
---------------------------------	----	----	----

**DRAINAGE**

Cesspools abolished and drains connected to sewer	..	1
Drains cleansed	..	155
„ disconnected from the sewer or intercepted	..	1
„ examined	..	360
„ constructed	..	28
„ repaired	..	56
„ reconstructed	..	27
„ tested—colour	..	58
„ grenade	..	21
„ smoke	..	41
„ water	..	35
„ ventilated	..	4
Gullies—additional provided	..	29
„ cleansed	..	15
„ renewed	..	7
Inspection Chambers built	..	32
„ repaired	..	2
„ covers or frames provided	..	7
Public Sewers cleansed. Section 20 (a) P.H.A. 1936	..	123
„ repaired	..	12
Sinks repaired	..	4
„ renewed	..	1
„ traps renewed	..	1
„ waste pipes renewed	..	17
„ waste pipes trapped	..	6



## WATER CLOSETS

Cleansed or limewashed .. .. .	42
Cisterns repaired or renewed .. .. .	48
Flush pipes repaired or renewed .. .. .	15
Pedestal washdown basin renewed .. .. .	18
Pedestal washdown basin provided in lieu of old pan apparatus .. .. .	58
Provided .. .. .	18
Reconstructed .. .. .	1
Repaired .. .. .	59
Soilpipes repaired or renewed .. .. .	4
Ventpipes repaired or renewed .. .. .	32
Water supply provided or renewed .. .. .	23

## Provision of Dustbins to Private Dwellinghouses

For some years, owing to conflicting legal decisions, it was found impossible to operate Section 75 (1) of the Public Health Act, 1936, whereby the Council could by notice require the owner or occupier to provide dustbins for the reception of house refuse. In 1952 the Council resolved to operate Section 75 (3) whereby they undertook to provide and maintain dustbins for the reception of house refuse at an annual charge not exceeding 5/- which may be recovered as part of the general rate. The scheme commenced to operate in 1953 and during the year 519 dustbins were so provided. In 152 known cases dustbins were provided by the occupier and/or owner.

## Housing

## INSPECTIONS OF DWELLINGHOUSES DURING THE YEAR :—

1. (a) Total number of dwellinghouses inspected for housing defects (under Public Health or Housing Acts) .. .. 1846
- (b) Number of inspections made for the purpose .. .. 3823
2. (a) Number of dwellinghouses (included under sub-head (1) above) which were inspected and recorded under the Housing Consolidated Regulations, 1925 .. .. 5
- (b) Number of inspections made for the purpose .. .. 6
3. Number of dwellinghouses found to be in a state so dangerous or injurious to health as to be unfit for human habitation —
4. Number of dwellinghouses (exclusive of those referred to under the preceding sub-head) found not to be in all respects reasonably fit for human habitation .. .. 492

## REMEDY OF DEFECTS DURING THE YEAR WITHOUT SERVICE OF FORMAL NOTICES :—

Number of defective dwellinghouses rendered fit in consequence of informal action by the Local Authority or their officers .. .. 484



## ACTION UNDER STATUTORY POWERS DURING THE YEAR :—

<b>A. Proceedings under sections 9, 10 and 16 of the Housing Act, 1936 :</b>	
(1) Number of dwellinghouses in respect of which notices were served requiring repairs .. .. .	52
(2) Number of dwellinghouses which were rendered fit after service of formal notices :—	
(a) By owners .. .. .	11
(b) By local authority in default of owners .. .. .	5
<b>B. Proceedings under Public Health Acts :—</b>	
(1) Number of dwellinghouses in respect of which notices were served requiring defects to be remedied .. .. .	110
(2) Number of dwellinghouses in which defects were remedied after service of formal notices :	
(a) By owners .. .. .	33
(b) By local authority in default of owners .. .. .	61
<b>C. Proceedings under sections 11 and 13 of the Housing Act, 1936 :—</b>	
(1) Number of dwellinghouses in respect of which Demolition Orders were made .. .. .	1
(2) Number of dwellinghouses demolished in pursuance of Demolition Orders .. .. .	—
<b>D. Proceedings under section 12 of the Housing Act, 1936 :—</b>	
(1) Number of separate tenements or underground rooms in respect of which Closing Orders were made .. .. .	—
(2) Number of separate tenements or underground rooms in respect of which Closing Orders were determined, the tenement or room having been rendered fit .. .. .	—

**Eradication of Bed Bugs**

No. of Council houses found to be infested .. .. .	2
No. of Council houses disinfested .. .. .	2
No. of other houses found to be infested .. .. .	14
No. of other houses disinfested .. .. .	14

All the houses were successfully disinfested, a liquid insecticide, Zaldecide with D.D.T. being employed.

The Sanitary Inspectors take the opportunity as occasion may arise to advise as to methods to be adopted to prevent re-infestation after cleansing.

**Common Lodging Houses**

No. of Keepers .. .. .	2
No. of Houses .. .. .	2
No. of rooms used for sleeping .. .. .	13
No. of lodgers accommodated nightly .. .. .	53

Owing to the unsatisfactory control of one Common Lodging House by the registered keeper an indication was given that the Council was not prepared to renew his registration and subsequently a change of registered keeper took place.



### Offensive Trades

The following offensive trades are carried on in the City with the Consent of the Council.

Rag and Bone Dealers	..	3
Tripe Boiler	.. .. .	1

### Swimming Baths

The three swimming baths in the City, two of them attached to schools, have been visited regularly when in use and tests applied to determine the amount of free chlorine in the water.

A break point chlorination plant is in operation at the Boultham Open Air Bath. The purpose of this method of chlorination is to ensure a free residual of chlorine which is much more rapidly bactericidal and which deals much more promptly with bacterial pollution introduced into the water by bathers.

### Canal Boats

Number of boats on the register	..	..	..	..	50
„ „ inspections made	..	..	..	..	23
„ „ men on board	..	..	..	..	45
„ „ women on board	..	..	..	..	—
„ „ children on board	..	..	..	..	—
Legal proceedings taken	..	..	..	..	—
Cases of infectious diseases	..	..	..	..	—
Detention of boats for cleansing	..	..	..	..	—
Number of boats believed to be available	..	..	..	..	50
„ „ motor propelled boats registered	..	..	..	..	2
No infringements of the Acts and Regulations were noted.					

### Shops Act, 1950

It was necessary to call the attention of nine shopkeepers to the keeping of records of the hours of employment of young persons and the provision of sanitary conveniences. In one case it was necessary to serve a statutory notice regarding the provision of a sanitary convenience.

No certificates of exemption in respect of Exhibitions were granted during the year.

General closing hours are now the same throughout the year. Shops generally did not remain open the maximum permitted hours.

## Prevention of Damage by Pests Act, 1949

		TYPE OF PROPERTY				
		Local Authority	Dwelling Houses	Agri- cultural	All other (including business Premises)	Total
i.	Total number of properties in Local Authority's District	97	20,359	74	3,007	23,537
ii.	Number of properties inspected by the Local Authority during the year as a result of (a) notification (b) survey under the Prevention of Damage by Pests Act, 1949 (c) otherwise, e.g. when visited primarily for some other purpose	(a) 24 (b) 3 (c) Nil	253 88 Nil	— — Nil	102 18 Nil	379 109 Nil
iii.	Number of properties inspected (See Sec. II) which were found to be infested by rats ..	Major : 8 Minor : 9	4 121	— —	13 48	25 178
iv.	Number of properties inspected (See Sec. II) which were found to be seriously infested by mice .. ..	—	—	—	13	13
v.	Number of infested properties (See Sect. III and IV) treated by the Local Authority	19	116	—	90	225
vi.	Number of notices served under Sect. 4 : (1) Treatment .. (2) Structural Works (i.e. Proofing) ..	Nil Nil	Nil Nil	Nil Nil	Nil Nil	Nil Nil
vii.	Number of cases in which default action was taken by Local Authority following the issue of a notice under Section 4 ..	Nil	Nil	Nil	Nil	Nil
viii.	Legal Proceedings ..	Nil	Nil	Nil	Nil	Nil
ix.	Number of "Block" control schemes carried out .. ..	Nil	Nil	Nil	Nil	Nil
Number of rat bodies recovered as the result of poisoning .. ..						2,285
Number of rats estimated to be poisoned, the estimate being based on the weight of poisoned bait taken .. ..						5,392
Number of mice caught by traps .. ..						915



# FACTORIES ACTS, 1937 AND 1948

## Part I of the Act

### INSPECTIONS FOR PURPOSES OF PROVISIONS AS TO HEALTH :

Premises	Number on Register	Number of		
		Inspec- tions	Written Notices	Occupiers Prosecuted
(i) Factories in which Sections 1, 2, 3, 4 and 6 are to be enforced by Local Authorities	34	7	1	—
(ii) Factories not included in (i) in which Section 7 is enforced by the Local Authority	282	144	2	—
(iii) Other Premises in which Section 7 is enforced by the Local Authority (excluding out-workers' premises)	14	13	—	—
TOTAL .. .. .	330	164	3	—

### CASES IN WHICH DEFECTS WERE FOUND :

Particulars	Number of cases in which defects were found				Number of cases in which prosecutions were instituted
	Found	Remedied	Referred to H.M. In-spector	Referred by H.M. In-spector	
Want of Cleanliness (S.1) ..	3	1	—	3	—
Overcrowding (S.2) ..	—	—	—	—	—
Unreasonable temperature (S.3)	—	—	—	—	—
Inadequate ventilation (S.4) ..	—	—	—	—	—
Ineffective drainage of floors (S.6) ..	—	—	—	—	—
Sanitary Conveniences (S.7) :—					
Insufficient ..	2	1	—	2	—
Unsuitable or defective ..	3	1	—	3	—
Not separate for sexes ..	—	—	—	—	—
Other offences against the Act (not including offences relating to Outwork) ..	—	—	—	—	—
TOTAL .. .. .	8	3	—	8	—

## Part VIII of the Act—(Sections 110 and 111)

### OUTWORK :

Nature of Work	No. of out-workers in August list required by Sect. 110 (1) (c)	No. of cases of default in sending lists to the Council	No. of prosecutions for failure to supply lists	No. of instances of work in unwholesome Premises	Notices served	Prosecutions
Wearing apparel Making, etc.	7	—	—	—	—	—



### **Fertilisers and Feeding Stuffs Act, 1926**

Nine formal samples of Fertiliser and four formal samples of Feeding Stuffs were submitted to the Agricultural Analyst. Five samples of Fertiliser and four samples of Feeding Stuffs conformed to the guarantees. One sample of Fertiliser was deficient in Nitrogen to the extent of 11.1%. This Fertiliser was manufactured outside the City and this matter was referred to the appropriate Authority for further action. One sample of Fertiliser contained Nitrogen in excess of the guarantee but not to the prejudice of the purchaser. Two samples of Fertiliser, one procured from the shop and one from the manufacturer's warehouse, both showed a deficiency in Soluble Phosphoric Acid and an excess of Insoluble Phosphoric Acid. This matter has been taken up with the manufacturers and investigations are continuing.

### **Merchandise Marks Acts, 1887 to 1953**

Appropriate steps were taken to acquaint shopkeepers and traders with the requirements of these Acts.

### **Rag Flock and Other Filling Materials Act, 1951**

Six premises are registered under the above Act.

Two samples of filling materials were submitted to a prescribed Analyst and both samples were certified to satisfy the requirements of the appropriate tests.

### **Pet Animals Act, 1951**

The above Act regulates the sale of pet animals and requires all persons keeping a pet animal shop to hold a licence. During the year six pet animal shops were licensed on payment of an annual fee of 10/- in each case and in accordance with certain conditions attached to the licence.

### **Public Health Act, 1936**

*Legal proceedings.* Proceedings were instituted under Section 94 (1) against the owner of a site at Skewbridge on which were stationed moveable dwellings belonging to and let by him, for failing to comply with a notice to abate a nuisance arising from the occupation of these dwellings on the site. An Order was made by the Magistrates prohibiting the use of the site by tents, vans, sheds and similar structures for human habitation; the Order to be complied with within six months.

## **FOOD AND DRUGS ACTS, 1938 to 1950**

### **Byelaws under Section 15 of the Food and Drugs Act, 1938**

The model byelaws of the Ministry of Food were adopted by the Council on the 17th February, 1950, confirmed by the Minister of Food on the 19th May, 1950 and came into operation as from the 26th June, 1950.

Copies of the byelaws were distributed free of charge to all food premises in the City.



**Milk Supply***Milk and Dairies Regulations, 1949 :*

No. of milk distributors on the Register .. .. . 108

No. of dairies on the Register .. .. . 7

All milk sold in the City is designated milk and all such milk sold by retail is now delivered in bottles securely fastened with an aluminium cap overlapping the lip of the bottle excepting sterilised milk, which is delivered in bottles with an airtight seal.

*The Milk (Special Designation) (Raw Milk) Regulations, 1949 :*

No. of dealers licences to use the designation "Tuberculin Tested" .. .. . 16

*The Milk (Special Designation) (Pasteurised and Sterilised Milk) Regulations, 1949 :*

No. of dealers (Pasteuriser's) licences .. .. . 2

No. of dealers licences to use the designation "Pasteurised" 28

No. of dealers licences to use the designation "Sterilised" 81

As from 1st October, 1954 the use of the overlapping cap will be compulsory in the case of Pasteurised milk.

391 samples of designated milk were submitted for examination and of these 11 samples failed to pass the test prescribed by the appropriate Regulations.

All the samples were examined at the Public Health Laboratory, Lincoln.

The following tables give the information in more detail :—

*Heat Treated Milk :*

Designation	No. of samples	Passed Meth. Blue Test	Passed Phos-phatase	Failed Meth. Blue Test	Failed Phos-phatase	Passed Turbidity	Failed Turbidity	Un-satisfactory Samples No.	%
Pasteurised	193	176	189	1	4	—	—	5	2.59
Pasteurised (School)	147	139	144	2	1	—	—	3	2.04
Tuberculin Tested (Pasteurised)	2	2	2	—	—	—	—	—	—
Sterilised	20	—	—	—	—	20	—	—	—
	362	317	335	3	5	20	—	8	2.21

All the samples of Pasteurised milk were not submitted to both the Methylene Blue and Phosphatase tests. In the case of the Methylene Blue test, the overnight atmospheric shade temperature exceeded 65°F on certain occasions and the test was thus rendered void.

*Raw Milk :*

Designation	No. of Samples	Methylene Blue Passed	Methylene Blue Failed	Unsatisfactory Samples Number	Percentage
Tuberculin Tested (Farm Bottled)	29	26	3	3	10.34



“SPECIFIED AREA.” A specified area is an area in which the use of a special designation shall be obligatory for the purpose of all sales of milk by retail for human consumption. A second approach to the Ministry of Food was made during 1953 with a view to Lincoln being declared a “specified area” under the provisions of the Food and Drugs (Milk, Dairies and Artificial Cream) Act, 1950, but we still await a decision in this matter.

#### *Examination for Tubercle Bacilli :*

The following 16 samples of milk were submitted for biological examination with negative results.

Pasteurised	..	..	..	1
Pasteurised (School)	..	..	..	1
Tuberculin Tested (Farm Bottled)	..	..	..	6
Undesignated	..	..	..	8

The undesignated milks were taken on delivery from milk producers to the pasteurising plants.

All the samples were examined at the Public Health Laboratory, Lincoln.

#### **Food Samples**

288 samples of food and drugs were procured and submitted to the Public Analyst who certified 254 samples genuine and 34 samples adulterated or otherwise giving rise to irregularity. The number of samples submitted per 1,000 population was 4.1.

The details of the samples procured, the number adulterated or otherwise giving rise to irregularity and the administrative action taken are given below :—

<i>Nature of Sample</i>	<i>Formal</i>	<i>Informal</i>	<i>Genuine</i>	<i>Adul- terated</i>	<i>Total</i>
Milk .. .. .	48	140	160	28	188
Pickled Red Cabbage ..	—	1	1	—	1
Vegetable Noodle Soup ..	—	1	1	—	1
Nibbits .. .. .	—	1	1	—	1
Coffee and Chicory ..	—	1	1	—	1
Sweetened Cake Mixture ..	—	1	1	—	1
Sardines .. .. .	—	5	5	—	5
Cream Biscuits .. ..	—	1	1	—	1
Potted Meat Paste .. ..	—	1	1	—	1
Tea .. .. .	—	4	4	—	4
Arrowroot .. .. .	—	1	1	—	1
Rum Flavouring Essence ..	—	1	1	—	1
Fish Paste (Lobster) ..	—	1	1	—	1
Table Jelly .. .. .	2	2	3	1	4
Ice Cream .. .. .	—	13	13	—	13
Pineapple Curd .. .. .	—	1	1	—	1
Grantham Gingerbread ..	—	1	1	—	1
Steak and Kidney Pie ..	—	1	1	—	1
Semolina .. .. .	—	1	1	—	1
Cake Decorations .. ..	—	1	1	—	1



<i>Nature of sample</i>				<i>Formal</i>	<i>Informal</i>	<i>Genuine</i>	<i>Adul- terated</i>	<i>Total</i>
Butter Selection	..	..	..	—	1	1	—	1
Iced Lollies	..	..	..	—	13	13	—	13
Ground Almonds	..	..	..	—	1	1	—	1
Butterscotch	..	..	..	—	1	1	—	1
Custard Powder	..	..	..	—	1	1	—	1
Mincemeat	..	..	..	—	1	1	—	1
Butterscotch Bars	..	..	..	—	1	1	—	1
Chop Sauce	..	..	..	—	1	1	—	1
Pickled Onions	..	..	..	—	1	1	—	1
Double Cream	..	..	..	—	1	1	—	1
Synthetic Cream	..	..	..	—	1	1	—	1
Kippers	..	..	..	—	4	4	—	4
Grape Fruit Squash	..	..	..	—	1	1	—	1
Chicken Soup	..	..	..	—	1	1	—	1
Sauce Powder	..	..	..	—	1	—	1	1
Malted Milk	..	..	..	—	1	1	—	1
Iced Fancies Mixture	..	..	..	—	1	1	—	1
Sage and Onion Stuffing	..	..	..	—	1	1	—	1
Meat Paste	..	..	..	—	1	1	—	1
Cornflour	..	..	..	—	1	1	—	1
Dripping	..	..	..	—	1	1	—	1
Beef Suet	..	..	..	—	2	2	—	2
Meringue Mix	..	..	..	—	1	1	—	1
Double Thick Cream	..	..	..	—	1	1	—	1
Dressed Crab (tinned)	..	..	..	—	1	1	—	1
Minced Chicken	..	..	..	—	1	1	—	1
Dried Vegetables	..	..	..	—	1	1	—	1
Baby Ointment	..	..	..	—	1	1	—	1
White Pepper	..	..	..	—	1	1	—	1
Buttered Jap Desserts	..	..	..	—	1	—	1	1
Strong Blended Pickling Vinegar	..	..	..	1	1	—	2	2
Saccharin Tablets	..	..	..	—	1	1	—	1
Self Raising Flour	..	..	..	—	1	1	—	1
Coffee and Chicory Essence	..	..	..	—	1	1	—	1
(Sweetened)	..	..	..	—	1	1	—	1
Chewing Gum	..	..	..	—	1	1	—	1
Lung Mixture	..	..	..	—	1	1	—	1
Castor Oil	..	..	..	—	1	1	—	1
Parrish's Chemical Food	..	..	..	—	1	1	—	1
Liquid Paraffin	..	..	..	—	1	1	—	1
Ammoniated Tincture of Qui-	..	..	..	—	1	1	—	1
nine	..	..	..	1	1	1	1	2
Aspirin Tablets	..	..	..	—	1	1	—	1
				52	236	254	34	288

### Samples Adulterated or otherwise giving rise to irregularity

#### (a) Administrative Action Taken :

Of the 34 samples adulterated or otherwise giving rise to irregularity 15 were taken informally and 19 formally.



*(b) Legal Proceedings :*

1. Milk. Producer sold milk containing 18.8 %, 12.4 %, 10.1 % and 9.7 % added water.  
Fined £20 plus £6 10s. costs, a total of £26 10s.
2. Milk. Producer sold milk containing 14.3 % and 5.8 % added water and milk deficient in milk-fat 23 %.  
Fined £6 plus £7 7s. costs, a total of £13 7s.

*(c) Informal Action :*

1. Milk. Particulars referred to County Milk Production Officer in the case of two samples deficient in both milk-fat and milk-solids other than milk-fat.
2. Milk. Letter of warning sent to a producer in respect of two samples containing 3.7 % added water.
3. Milk. Letter of warning sent to a producer in respect of two samples both deficient in milk-fat and one slightly deficient in milk-solids other than milk-fat.
4. Milk. Sold milk deficient in milk-fat 8 % and in milk-solids other than milk-fat 8.2 %. The Freezing Point (Hortvet) minus 0.536°C negated the presence of added water. An "appeal to the cow" sample was genuine with milk-solids other than milk-fat 7.61 %.
5. Milk. Sold milk slightly deficient in milk-fat. A second sample taken from the same producer at the same time was genuine. The average milk-fat for the whole consignment of two churns was 3.23 %.
6. Vinegar. Sold strong blended pickling vinegar, a mixture containing not more than 40 % malt vinegar which the Analyst stated not be sold as vinegar. Letter of warning was sent to the vendor.
7. Milk. Sold a bottle of pasteurised milk containing a small amount of added water. It appeared probable that a small quantity of water may have been retained in some part of the pasteurising plant after washing. The management have undertaken to give special attention to this matter with a view to preventing any similar recurrence.
8. Milk. Sold milk containing a slight amount of added water. Proceedings were taken in respect of three other samples procured from the same producer at the same time and containing added water in larger quantities.
9. Milk. An "appeal to the cow" sample was deficient in milk-fat to the extent of 8.6 %.

*Offences other than those indicated by Sampling :*

1. Sold milk intended for but unfit for human consumption—contained pieces of glass.  
Fined £10 including costs.



2. Sold a small plum loaf containing a nail. Letters of warning sent by the Town Clerk to both the retailer and the wholesale baker.
3. Sold a loaf of bread containing a beetle, identified as a fairly common garden beetle of the species "*Harpalus Ruficornis*" which flies by night and is not a mill pest. The Chief Sanitary Inspector was asked to take any necessary informal action.
4. A housewife brought to the Health Department a wrapped malt loaf which on examination was found to be mouldy both outside and inside the loaf. After consideration of all the circumstances the Health Committee resolved that no action be taken.
5. A housewife brought to the Health Department an apricot tart the contents of which were mouldy. A letter of warning was sent by the Town Clerk to the vendor.

#### *Ice Cream :*

No. of premises registered for manufacture	..	15
No. of premises registered for sale	.. ..	222
No. of premises registered for storage	.. ..	1

Of the 15 premises registered for manufacture only 4 were in use during the year. Three manufacturers used a complete cold mix and one the heat treatment method and all four manufactured ice cream in accordance with the provisions of The Ice Cream (Heat Treatment, etc.) Regulations of 1947.

Of the 222 premises registered for sale it is known that only 167 sold ice cream during the year.

The premises registered for storage were not used during the year.

The bulk of ice cream sold in the City was pre-packed, wrapped and heat treated and only a small quantity manufactured by three local manufacturers was sold loose from bulk.

29 samples were submitted for the Methylene Blue reduction test. The following table shows the number of samples qualifying for each of four grades suggested as a provisional guide to the bacterial cleanliness of ice cream.

All samples were examined at the Public Health Laboratory, Lincoln.

<i>Provisional Grade</i>	<i>Time taken to reduce Methylene Blue</i>	<i>No. of Samples</i>	<i>Per-centage</i>
1	4½ hours or more	15	51.72
2	2½ to 4 hours	10	34.48
3	½ to 2 hours	2	6.90
4	0	2	6.90
		—	—
		29	100.00
		—	—

In Ministry of Health Circular 69/47 dated 10.4.47 it is suggested that if, out of the four grades recommended, ice cream consistently fails to reach grades 1 and 2 it would be reasonable to regard this as indicating defects of manufacture or handling which call for further investigation.

In the case of the samples in Grades 3 and 4 appropriate action was taken.

#### *Iced Lollies :*

13 samples of iced lollies submitted to the Public Analyst were found to be free from preservatives and arsenic and did not contain any significant amounts of metallic contaminants.

2 suspected samples were submitted to the Public Health Laboratory for bacteriological examination. No organisms of the enteric, dysentery or salmonella groups were isolated.

#### *Preserved Food :*

80 premises are registered for the preparation or manufacture of sausages or potted, pressed, pickled or preserved food. 7 of these ceased to function for the purpose for which they were registered.

#### *Inspection of Meat and Other Foods—other than Horseflesh :*

In addition to the City Abattoir there are three licensed slaughterhouses in the City. Three are used by the Ministry of Food, *i.e.* The City Abattoir and two Bacon Factories. The fourth slaughterhouse was not used.

The number of food animals slaughtered and inspected at the three slaughterhouses was 42,869.

The following table shows the incidence of tuberculosis and other diseases in the various classes of animals.

		<i>Cattle excl. Cows</i>						
		<i>Cows</i>	<i>Cows</i>	<i>Calves</i>	<i>Sheep</i>	<i>Pigs</i>		
Number killed .. ..	..	3,593	1,661	1,397	15,835	20,383		
Number inspected .. ..	..	3,593	1,661	1,397	15,835	20,383		

#### *All Diseases except Tuberculosis :*

Whole carcasses condemned	18	36	39	80	138
Carcasses of which some part or organ was condemned	878	756	12	262	1940
Percentage of the number inspected affected with disease other than tuber- culosis .. .. .	24.93	47.68	3.65	2.15	10.19



*Tuberculosis only :*

Whole carcasses condemned	16	67	3	—	27
Carcases of which some part or organ was condemned .. .. .	554	636	4	—	1052
Percentage of the number inspected affected with tuberculosis .. .. .	15.86	42.32	.50	—	5.29

The incidence of tuberculosis in bovines and pigs is lightly less than the previous year.

During 1953 the Veterinary Officers of the Ministry of Agriculture and Fisheries sent to the City Abattoir six cows for slaughter under the Tuberculosis Order, 1938. In four cases the carcasses and offals were totally condemned and in two cases offal only.

Since the centralization of slaughter commenced in the City in 1940, information has been given to the Local Authority concerned of all cases of tuberculosis found in cows. For the past four years this information has been extended to include all bovines.

The main conditions found under the heading "All Diseases except Tuberculosis" were: Inflammation, Immaturity, Injury, Moribund, Febrile, Pericarditis, Actinomycosis, Fatty degeneration, Abscesses, Emaciation, Dropsy, Joint ill, Swine erysipelas, Swine fever, Johnes disease, Distomatosis, Angiomatosis, Cirrhosis, *Cysticercus bovis*, Enteritis and Septicaemia.

*Cysticercus Bovis :*

This is the fifth year in which routine inspection has been carried out for the detection of *cysticercus bovis*.

Cysts were found in 76 animals. The following table shows the incidence of infection of all bovines examined to be 1.44%. The figure for 1952 was 1.04%.

<i>Bovines Slaughtered</i>		<i>No. infected with C. Bovis</i>		<i>No. of Generalised Cases</i>	<i>Percentage infection of all Bovines</i>
<i>Cows</i>	<i>Others</i>	<i>Cows</i>	<i>Others</i>		
1661	3593	18 (1.08%)	58 (1.61%)	Nil	1.44

The cysts were located as follows :—

Head	..	..	75
Heart	..	..	2

In one animal both the head and heart were affected.

In those cases where the address of the farm was known notification was sent at once to the Divisional Veterinary Officer of the Ministry of Agriculture and Fisheries and the Local Authority from whose area the animal was sent in for slaughter.



The carcasses and the remainder of the offal of all 76 animals were put in cold storage at a temperature not exceeding 20°F for a period of not less than three weeks, and afterwards released for human consumption. This practice was recommended by the Minister of Food for adoption by Local Authorities in December, 1952.

### *Horseflesh :*

There are two shops retailing horseflesh in the City.

The slaughterhouses supplying this horseflesh are situated in the area of the North Kesteven Rural District Council. By arrangement with the North Kesteven Rural District Council, the chief sanitary inspector was appointed an inspector to that Council in July, 1941, and since that date he has inspected all horses slaughtered for human consumption.

<i>Occupier</i>	<i>No. of visits</i>	<i>No. of carcasses inspected</i>
Christopher's Slaughterhouse, Waddington Low Fields	412	351
Hughes' Slaughterhouse, Skellingthorpe Ferry		

Approximate total weight of horseflesh and offal condemned as unfit for food and so disposed of as to prevent same being used for human consumption :—

	<i>Cwts.</i>
Horseflesh .. ..	15
Offal .. ..	2
	—
	17
	—

### *Inspections made at Food Shops and places where Food is prepared or sold :*

Bakehouses .. ..	27
Dairies .. ..	203
Food Inspections other than meat .. ..	20,441
Food premises (Section 13) .. ..	161
Markets .. ..	254
Markets—Auction .. ..	3
Shops, English and Foreign Meat .. ..	121
„ Fish .. ..	35
„ Fried fish and chip .. ..	25
„ Fruit and vegetable .. ..	17
„ General provisions .. ..	245
„ Horseflesh .. ..	108
„ Ice Cream .. ..	49
„ Milk .. ..	139
„ Others .. ..	37
Slaughterhouses .. ..	983
Warehouses .. ..	34
Egg Packing Station .. ..	61
Food poisoning and suspected food poisoning investigations	9



Index	1
General Information	2
Public Health Service	3
Care of Mothers and Young Children	4
Children Act, 1918	5
Domestic Help	6
Food Poisoning	7
Food and Drug Act, 1915	8
At the Council	9
Health Education	10
Health Visiting	11
Home Nursing	12
Home Economics	13
Child Welfare	14
Child Health	15
Child Welfare Act, 1915	16
Child Welfare Committee	17
Child Welfare Act, 1915	18
Child Welfare Committee	19
Child Welfare Act, 1915	20
Child Welfare Committee	21
Child Welfare Act, 1915	22
Child Welfare Committee	23
Child Welfare Act, 1915	24
Child Welfare Committee	25
Child Welfare Act, 1915	26
Child Welfare Committee	27
Child Welfare Act, 1915	28
Child Welfare Committee	29
Child Welfare Act, 1915	30
Child Welfare Committee	31
Child Welfare Act, 1915	32
Child Welfare Committee	33
Child Welfare Act, 1915	34
Child Welfare Committee	35
Child Welfare Act, 1915	36
Child Welfare Committee	37
Child Welfare Act, 1915	38
Child Welfare Committee	39
Child Welfare Act, 1915	40
Child Welfare Committee	41
Child Welfare Act, 1915	42
Child Welfare Committee	43
Child Welfare Act, 1915	44
Child Welfare Committee	45
Child Welfare Act, 1915	46
Child Welfare Committee	47
Child Welfare Act, 1915	48
Child Welfare Committee	49
Child Welfare Act, 1915	50
Child Welfare Committee	51
Child Welfare Act, 1915	52
Child Welfare Committee	53
Child Welfare Act, 1915	54
Child Welfare Committee	55
Child Welfare Act, 1915	56
Child Welfare Committee	57
Child Welfare Act, 1915	58
Child Welfare Committee	59
Child Welfare Act, 1915	60
Child Welfare Committee	61
Child Welfare Act, 1915	62
Child Welfare Committee	63
Child Welfare Act, 1915	64
Child Welfare Committee	65
Child Welfare Act, 1915	66
Child Welfare Committee	67
Child Welfare Act, 1915	68
Child Welfare Committee	69
Child Welfare Act, 1915	70
Child Welfare Committee	71
Child Welfare Act, 1915	72
Child Welfare Committee	73
Child Welfare Act, 1915	74
Child Welfare Committee	75
Child Welfare Act, 1915	76
Child Welfare Committee	77
Child Welfare Act, 1915	78
Child Welfare Committee	79
Child Welfare Act, 1915	80
Child Welfare Committee	81
Child Welfare Act, 1915	82
Child Welfare Committee	83
Child Welfare Act, 1915	84
Child Welfare Committee	85
Child Welfare Act, 1915	86
Child Welfare Committee	87
Child Welfare Act, 1915	88
Child Welfare Committee	89
Child Welfare Act, 1915	90
Child Welfare Committee	91
Child Welfare Act, 1915	92
Child Welfare Committee	93
Child Welfare Act, 1915	94
Child Welfare Committee	95
Child Welfare Act, 1915	96
Child Welfare Committee	97
Child Welfare Act, 1915	98
Child Welfare Committee	99
Child Welfare Act, 1915	100

