

**[Report 1960] / Medical Officer of Health, Leicestershire / County of Leicester County Council.**

**Contributors**

Leicestershire (England). County Council.

**Publication/Creation**

1960

**Persistent URL**

<https://wellcomecollection.org/works/aeg48dfk>

**License and attribution**

You have permission to make copies of this work under a Creative Commons, Attribution license.

This licence permits unrestricted use, distribution, and reproduction in any medium, provided the original author and source are credited. See the Legal Code for further information.

Image source should be attributed as specified in the full catalogue record. If no source is given the image should be attributed to Wellcome Collection.



Wellcome Collection  
183 Euston Road  
London NW1 2BE UK  
T +44 (0)20 7611 8722  
E [library@wellcomecollection.org](mailto:library@wellcomecollection.org)  
<https://wellcomecollection.org>



LEICESTER COUNTY COUNCIL

**ANNUAL  
REPORT**

*of the*

**COUNTY  
MEDICAL OFFICER OF HEALTH  
FOR THE YEAR  
1960**

G. H. GIBSON, M.B., Ch.B., D.P.H.,  
COUNTY MEDICAL OFFICER OF HEALTH

TELEPHONE: LEICESTER 20451





LEICESTER COUNTY COUNCIL

**ANNUAL  
REPORT**


*of the*

**COUNTY  
MEDICAL OFFICER OF HEALTH  
FOR THE YEAR  
1960**

G. H. GIBSON, M.B., Ch.B., D.P.H.,  
COUNTY MEDICAL OFFICER OF HEALTH

TELEPHONE: LEICESTER 20451





LEICESTER COUNTY COUNCIL

ANNUAL  
REPORT

of the


COUNTY

MEDICAL OFFICER OF HEALTH

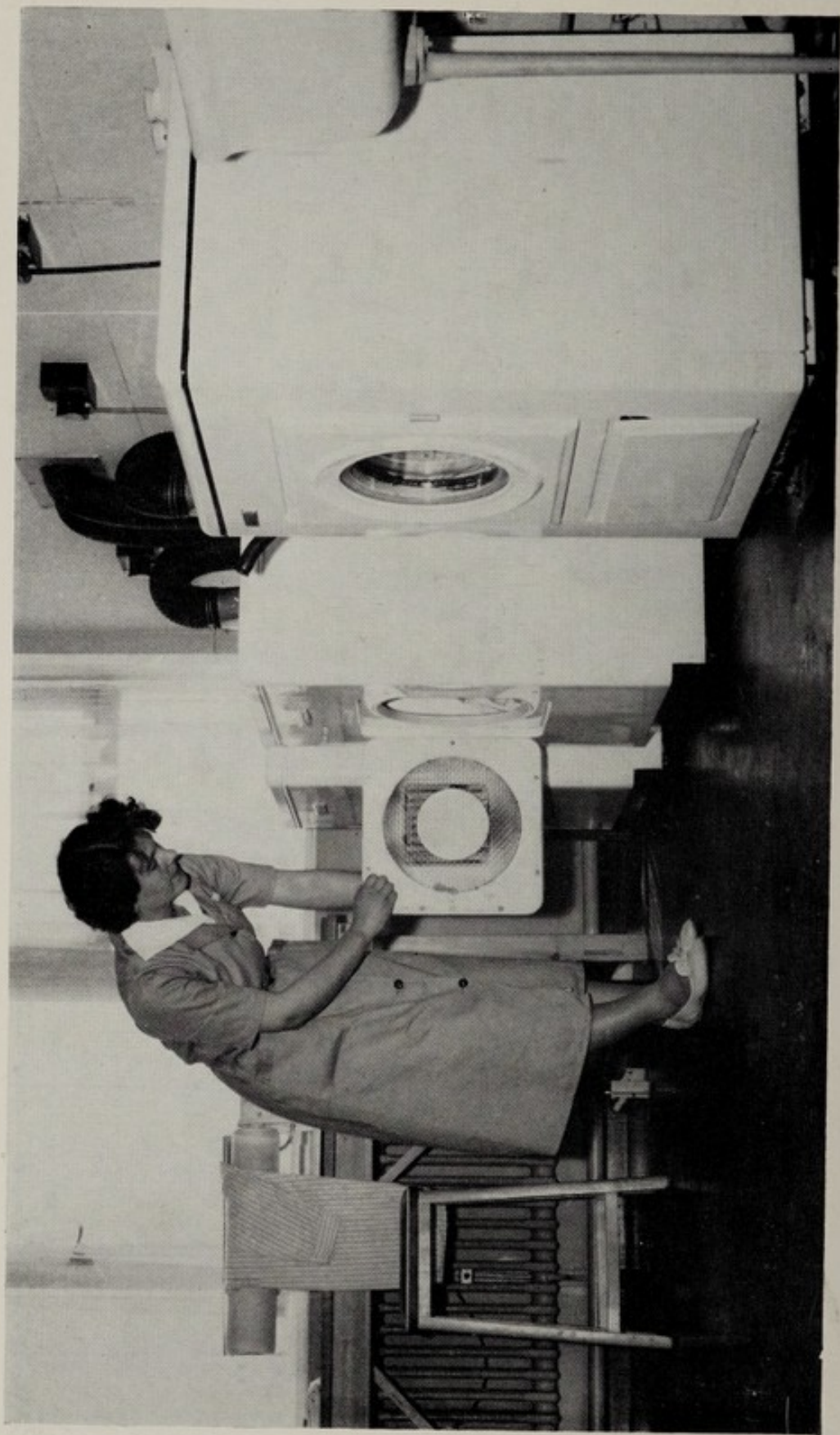
FOR THE YEAR

1960

G. H. LINDON, M.B., Ch.B., D.P.H.  
COUNTY MEDICAL OFFICER OF HEALTH  
LEICESTER



COALVILLE AMBULANCE STATION (*Home Help Office on left*)



COALVILLE HOME HELP OFFICE—WASHING CENTRE



# CONTENTS

	PAGE
INTRODUCTORY LETTER OF COUNTY MEDICAL OFFICER OF HEALTH .. .. .	5
COMMITTEE .. .. .	7
STAFF OF DEPARTMENT .. .. .	10
DISTRICT MEDICAL OFFICERS OF HEALTH .. .. .	13
<b>STATISTICS AND SOCIAL CONDITIONS OF THE AREA :</b>	
Natural and Social Conditions .. .. .	14
General and Statistical Summary of the County .. .. .	14
Population .. .. .	15
Live Births .. .. .	17
Stillbirths .. .. .	18
Neo-natal and Early Neo-natal Mortality .. .. .	19
Infant Mortality .. .. .	20
Maternal Mortality .. .. .	22
Deaths .. .. .	23
Graphs of Principal Vital Statistics .. .. .	25
<b>GENERAL PROVISION OF HEALTH SERVICES FOR THE AREA :</b>	
National Health Service Act, 1946 :	
Section 21. Health Centres .. .. .	29
Section 22. Care of Mothers and Young Children :	
Ante-Natal Services .. .. .	29
Dental Treatment of Expectant and Nursing Mothers and Pre-School Children .. .. .	31
Child Welfare Centres .. .. .	31
The Domiciliary Care of Premature Infants .. .. .	36
The Care of Illegitimate Children .. .. .	39
Unmarried Mothers and their Children .. .. .	39
Eye Treatment .. .. .	40
Day Nurseries .. .. .	40
Maternity Outfits .. .. .	40
Birth Control .. .. .	40
Deafness in Young Children .. .. .	41
Welfare Foods .. .. .	42
Section 23. Midwifery :	
Number of Midwives practising .. .. .	43
Number of Cases attended .. .. .	43
Administration of Analgesics .. .. .	45
Confinements in Institutions, 1958 .. .. .	46
Notifications received from Midwives .. .. .	47
Inspection of Midwives .. .. .	47
Transport for Midwives .. .. .	47
Post-Graduate Courses .. .. .	48
Houses for District Nurses and Midwives .. .. .	48
Section 24. Health Visiting :	
Work during year .. .. .	49
Staff establishment .. .. .	50
Training of Health Visitors .. .. .	50
Post-Graduate Courses .. .. .	50
Investigation of Applications for Admission to Maternity Hospitals .. .. .	50
Investigation of Applications for "Chronic Sick" Accommodation .. .. .	50
Work of the Health Visitor .. .. .	51
Section 25. Home Nursing .. .. .	52



## CONTENTS—*continued*

GENERAL PROVISION OF HEALTH SERVICES FOR THE AREA : — <i>continued</i>	PAGE
Section 26. Vaccination and Immunisation:	
Vaccination against Smallpox .. .. .	54
Vaccination against Poliomyelitis .. .. .	54
Vaccination against Whooping Cough .. .. .	55
Immunisation against Diphtheria .. .. .	56
Section 27. Ambulance Service .. .. .	58
Section 28. Prevention of Illness, Care and After-Care :	
After-Care of Patients discharged from Hospital ..	60
Convalescent Home Treatment .. .. .	60
Diabetics .. .. .	60
Health Education .. .. .	60
Tuberculosis .. .. .	62
Care and Rehabilitation of Problem Families ..	70
Chiropody Service .. .. .	73
Section 29. Domestic Help Service .. .. .	76
Section 51. Mental Health Service .. .. .	79
Notification of Births .. .. .	83
Registration of Nursing Homes .. .. .	84
National Assistance Act, 1948 :	
County Homes .. .. .	85
Blind Persons .. .. .	89
Handicapped Persons .. .. .	93
Deaf .. .. .	93
Nurseries and Child Minders Regulations Act, 1948 ..	93
Notifications of Infectious Diseases .. .. .	94
<b>SANITARY CIRCUMSTANCES OF THE AREA :</b>	
Water Supply .. .. .	96
Rural Water Supplies and Sewerage Acts, 1944-1955 ..	99
Sewerage and Sewage Disposal .. .. .	99
Sanitary Inspection .. .. .	101
Closet Accommodation .. .. .	102
Public Cleansing .. .. .	103
Complaints .. .. .	104
Camping Sites and Caravans .. .. .	104
Shops Act, 1950 .. .. .	104
Swimming Baths and Pools .. .. .	105
Pet Animals Act, 1951 .. .. .	105
Rag Flock and Other Filling Materials Order, 1951 ..	105
Food Hygiene Regulations, 1955 .. .. .	106
<b>HOUSING :</b>	
General Review .. .. .	107
Slum Clearance .. .. .	109
<b>INSPECTION AND SUPERVISION OF FOOD :</b>	
Biological Milk Sampling .. .. .	110
Clinical Examinations and Tuberculin Testing of Cattle ..	110
Pasteurised Milk Plants .. .. .	111
Milk (Special Designation) Regulations, 1960 .. .. .	112
Milk Supplies to Schools .. .. .	112
Milk and Dairies Regulations, 1949 .. .. .	113
Ice Cream .. .. .	114
Meat Inspection .. .. .	115
Food and Drugs .. .. .	117
INDEX .. .. .	122



COUNTY HEALTH DEPARTMENT,

17 FRIAR LANE,

LEICESTER,

*December, 1961*

MR. CHAIRMAN, LADIES and GENTLEMEN,

I have the honour to present my Annual Report of the work of the County Health Department for the year 1960. I must apologise for the unusual delay in completion and publication, due mainly to changes in senior administrative posts at unfortunate times in 1961.

The usual statistics are furnished, and on the whole make satisfactory reading. The birth rate continues to show a slight rise, although this year there is also unfortunately a rise in the proportion of illegitimate births.

The Mental Health Act, 1959, became operative in 1960. Much work was done in bringing our services into line with the new ideas, especially in regard to re-organisation of training centres, but much remains to be done. One of our major problems will be recruitment and training of sufficient numbers of staff to operate the service.

Shortage of trained staff is indeed a constant source of anxiety, and while this is especially evident in certain fields such as dentistry, nursing and midwifery and ancillary medical services, it is to some extent noticeable throughout the whole range of the Departments' services. This is of course a national problem—indeed in some instances we are relatively fortunate in Leicestershire—and it is one which as far as can be foreseen is unlikely to become less pressing in the future. It is probably no exaggeration to say that the factor which will limit the extent and efficiency of the Health and Welfare services is not so much difficulty in providing the necessary finance as difficulty in finding the necessary staff. We are all too prone to forget that however desirable good equipment and buildings may be, they are of no avail if the numbers or quality of the staff actually providing the service are inadequate.

It is a pleasure to acknowledge my gratitude to the members of the Committee for their kindness and consideration to myself and the staff of the Department and for their interest in the work under their control. The Chief Officers and staff of other County Council Departments, are unfailingly helpful to us, while we are fortunate in the co-operation we receive from the many

organisations and individuals concerned in the Health Service, not least our colleagues in general practice.

Finally, I should like to pay my tribute to the work of all members of the Department's staff, in whatever capacity they serve ; many of them have duties which are arduous and unspectacular, but they all play their part in the provision of essential services to the public.

I have the honour to remain,

Your obedient servant,

G. H. GIBSON,

*County Medical Officer*



# HEALTH AND WELFARE COMMITTEE

(at 1-12-60)

WORTLEY, W. O. (*Chairman*)

ATKINS, Mrs. D.	MORRISON, Miss M. F. C. S.
DIMMOCK, S.	MOSELEY, Mrs. D.
EADY, Mrs. N. M. E.	MURPHY, R.
EGGINGTON, A. T., M.C.	POCHIN, V. R. ( <i>ex-officio</i> )
HARVEY, L. W. ( <i>Vice-Chairman</i> )	SHAW, J. J. H.
HEAP, J. L.	SHEFFIELD, Mrs. D. M.
HOLMES, J. H.	SHERRIFF, J. E.
JAMES, V. C.	TANDY, E. W.
KEAY, Mrs. M. E., B.E.M.	TIMMS, R.
MARSH, Mrs. A. G.	WESTON, R. C.
MARTIN, Lt.-Col. SIR ROBERT, C.M.G. ( <i>ex-officio</i> )	WOODCOCK, Mrs. E. M.
MAWBY, G. H.	YATES, F.
	YATES, H.

*Members co-opted by the County Council (from outside its membership) :*

DALLEY, Mrs. C. E.

*Members co-opted to the Health and Welfare Committee by the County Council on the nomination of various bodies :*

NAME :	REPRESENTATION :
MARTIN, Hon. Lady ..	Leicestershire County Nursing Association
EVERARD, Mrs. F. J. F. ..	Leicestershire County Nursing Association
HURWOOD, Dr. D. S. ..	National Health Service (Leicestershire and Rutland) Executive Council
GARDINER, J. ..	Leicestershire and Rutland Association of Urban Authorities
SEVILLE, H. A. ..	Leicestershire and Rutland Association of Rural District Councils

*Members co-opted to the General Purposes Sub-Committee :*

FACER, Miss L. ..	Leicestershire Voluntary Association for Cripples' Welfare
MILLER, Miss I. H. ..	Royal Leicester, Leicestershire and Rutland Incorporated Institution for the Blind.

*Members co-opted to the County Homes Sub-Committee :*

ARIS, W.	ERRINGTON, H. Y.
FOSBROOKE, Miss M. C.	PELL, H. O.

*Members co-opted to the Mental Health Sub-Committee :*

MACGREGOR, Dr. D. F. ..	Medical Superintendent, Carlton Hayes Hospital
VALENTINE, Dr. A. A. ..	Medical Superintendent, Glenfrith Hospital

## Sub-Committees of the Health Committee

(including terms of reference)

*General Purposes Sub-Committee :*

HARVEY, L. W. ( <i>Chairman</i> )	MAWBY, G. H. ( <i>Vice-Chairman</i> )
Ambulance Service	Sewerage and water
Health Centres	Small dwellings
Health Education	Welfare of the blind, crippled, deaf and handicapped persons
Housing (including housing of rural workers)	General matters not specifically re- ferred to any other Sub-Committee
Milk and Dairies	Chiropody Service



## HEALTH AND WELFARE COMMITTEE—*continued*

### *Domiciliary Services Sub-Committee :*

YATES, F. (*Chairman*)

Domestic Help Service  
Health Visiting  
Home Nursing  
Maternity and Child Welfare  
Midwifery  
Other types of illness, including  
venereal disease, care of epileptics  
and care of patients discharged  
from hospital  
Provision of nursing equipment and  
apparatus

EADY, Mrs. N. M. E. (*Vice-Chairman*)

Tuberculosis, including the provision  
of village settlements, workshops,  
hospital accommodation, night  
sanatoria, domiciliary visits to  
tuberculosis patients, provision of  
shelters and the setting up of a Care  
Committee  
Vaccination and Immunisation  
Welfare Foods

### *County Homes Sub-Committee :*

HOLMES, J. H. (*Chairman*)

All matters relating to the provision of residential accommodation for the aged and infirm, and temporary accommodation for persons in need thereof: the temporary protection of property of persons admitted to any hospital or old peoples' homes: the burial and cremation of the dead and the powers and duties of the Council County under Section 31 of the National Assistance Act, 1948, and the registration, etc., of disabled persons' and old persons' homes.

MOSELEY, Mrs. D. (*Vice-Chairman*)

### *Mental Health Sub-Committee :*

MURPHY, R. (*Chairman*)

Lunacy and Mental Deficiency, including the Council's duties in respect of mental illness or defectiveness under Section 28 of the National Health Service Act, 1946; staffing and financial matters appertaining to this Sub-Committee.

SHEFFIELD, Mrs. D. M. (*Vice-Chairman*)

## **Representation on other Governing Bodies and Associations**

### *Joint Consultative Committee for the Welfare of the Blind :*

HARVEY, L. W., HOLMES, J. H., MAWBY, G. H., WORTLEY, W. O.

### *Leicestershire County Nursing Association :*

EADY, Mrs. N. M. E., HOLMES, J. H., MORRISON, Miss M. F. C. S.,  
SHERRIFF, J. E.

### *National Health Service Act, 1946 ; Leicestershire and Rutland Executive Council :*

ARIS, W. HARVEY, L. W. JAMES, V. C.  
KEAY, Mrs. M. E., B.E.M. MARTIN, Hon. Lady WESTON, R. C.

### *Leicestershire Voluntary Association for Cripples' Welfare :*

KEAY, Mrs. M. E., B.E.M. MARSH, Mrs. A. G. SHEFFIELD, Mrs. D. M.

### *Leicester and County Mission to the Deaf :*

KEAY, Mrs. M. E., B.E.M.

HEALTH AND WELFARE COMMITTEE—*continued*

*Royal Leicester, Leicestershire and Rutland Incorporated Institution for the Blind :*

KEAY, Mrs. M. E., B.E.M. SEVILLE, H. A. SHERRIFF, J. E. YATES, F.

*Wycliffe Society for Helping the Blind :*

KEAY, Mrs. M. E., B.E.M. WESTON, R. C.

*Southern Regional Association for the Blind :*

YATES, F.

*Friends of Markfield After-Care Committee :*

EADY, Mrs. N. M. E. WESTON, R. C.

*Leicestershire Rural Community Council :*

PELL, H. O. YATES, F.

*East Midlands Old People's Welfare Committee of the National Council of Social Services :*

WOODCOCK, Mrs. E. M.

*Leicestershire Old People's Welfare Association :*

WOODCOCK, Mrs. E. M. ARIS, W.



# STAFF OF THE PUBLIC HEALTH DEPARTMENT

*County Medical Officer ; Principal School Medical Officer :*

GIBSON, G. H., M.B., CH.B., D.P.H.

*Deputy County Medical Officer ; Deputy Principal School Medical Officer :*

BYARS, J. R., M.B., CH.B., D.P.H.

*Senior Medical Officer :*

CAMPBELL, MARJORIE L., M.B., B.CH., B.A.O., D.P.H.

BRANNEN, I. C., M.B., CH.B., M.R.C.P., D.P.H. (appointed 18th August, 1960)

*Assistant County Medical Officer :*

BENNETT, JOAN G. H., M.B., B.CH., B.A.O.

MURPHY, LORETTO P., M.B., B.CH., B.A.O., D.P.H., D.C.H (appointed 4th Nov. 1960)

*Senior Assistant County Medical Officer ;  
Medical Officer of Health, Loughborough M.B. :*

HOLDERNESS, R. C., M.B., B.S., M.R.C.S., L.R.C.P., D.P.H.

*Assistant County Medical Officer ; Medical Officer of Health, Blaby and Lutterworth  
Rural Districts :*

ROSS, A. C., M.B., CH.B., D.P.H.

*Assistant County Medical Officer ;  
Medical Officer of Health, Barrow-upon-Soar Rural District:*

HALL, J. W., M.D., B.S., B.Hy., D.P.H.

*Assistant County Medical Officer ; Medical Officer of Health, Oadby, Wigston and  
Market Harborough Urban Districts and Market Harborough Rural District :*

KIND, R. W., M.R.C.S., L.R.C.P., D.P.H.

*Assistant County Medical Officer :  
Medical Officer of Health, Hinckley Urban District and Market Bosworth Rural  
District :*

KERSHAW, J. B., M.B., B.S., M.R.C.S., L.R.C.P., D.P.H.

*Chief Physician and Chief Tuberculosis Officer :*

BROUGH, M. C., M.D., B.CH., B.A.O.

(Joint duties with Sheffield Regional Hospital Board and County Council)

*Principal School Dental Surgeon :*

CAMPBELL, W. G., L.D.S.

## STAFF OF THE PUBLIC HEALTH DEPARTMENT

—continued

### *School Dental Surgeons :*

WARD, A. E., L.D.S.  
McLELLAN, C. L. R., L.D.S.  
LATIMER, R., L.D.S. (part-time)  
LAWSON, D., L.D.S. (part-time)

### *County Health Inspector :*

GREGORY, S. A., F.R.S.H., M.A.P.H.I.

### *Assistant County Health Inspector :*

BUTTON, D. D., M.A.P.H.I., A.R.S.H.

### *Superintendent Health Visitor and School Nurse (combined duties) :*

HORNSBY, Miss A., R.G.N., S.C.M., H.V.CERT.

### *Deputy Superintendent Health Visitor and School Nurse (combined duties) :*

TAYLOR, Miss R. P., S.R.N., S.C.M., H.V.CERT.

### *Health Visitors and School Nurses (combined duties) :*

ALDERTON, Miss M. B.	JONES, Mrs. K. B.
ANDERSON, Miss J. A.	KEITH, Miss L.
AUSTIN, Miss R. M. (appointed 18.7.60)	KERRY, Mrs. E. (part-time)
BAINES, Mrs. D. G.	KLEIN, Mrs. D. M. I. (appointed 16.5.60)
BAXTER, Miss D. G. (Diabetic H.V.)	LANCASTER, Miss A. H.
BLACK, Miss E. J.	McDONAGH, Miss K.
BOON, Miss K. F.	McILRATH, Miss G.
CARTER, Miss W. D. (Health Educa- tion H.V.)	MOSS, Miss G.
COULSON, Mrs. G. E.	MOULD, Miss I. M.
DANIELS, Miss J.	NUTTING, Miss M.
DENNING, Miss D. M.	PATERSON, Miss M. J.
DIBLE, Miss H. (appointed 14.4.60)	PEARCE, Miss S. M.
DOHERTY, Miss E. M.	PHILIP, Miss M. E. (appointed 28.11.60)
DOWNES, Miss D. I. (appointed 26.12.60)	PORTER, Miss W. C. (retired 30.11.60)
DUNNE, Mrs. B.	ROBINSON, Miss E.
FARMER, Mrs. D.	SHUTT, Miss H. A. (Health Visitor only) (retired 29.3.60)
FOINETTE, Mrs. N.	SIMMONS, Miss B. W.
FOXLEY, Miss E. M.	SMITH, Miss E. F. V.
GRATELEY, Mrs. S. T.	SWINGLER, Miss M. E.
HENSON, Miss F. B.	WARNER, Miss G. M.
HILL, Miss M. L.	WHYTOCK, Mrs. R. M.
HOLMES, Miss A. L.	WILSON, Miss B. M.
HUDSON, Mrs. B. (appointed 1.8.60)	WOOLFITT, Miss N. I.



## STAFF OF THE PUBLIC HEALTH DEPARTMENT

—continued

### *Social Worker :*

NAYLOR, P. W. (appointed 1st September, 1960)

### *Non-Medical Supervisor of Midwives :*

ALLINSON, Miss L., S.R.N., S.C.M., H.V.CERT.  
(on the Staff of the Leicestershire County Nursing Association)

### *Domestic Help Organiser :*

HAMER, Mrs. A. L. E., M.B.E.

### *Deputy Domestic Help Organiser :*

SANDERS, Miss G. M., S.R.N., S.R.C.N.

### *Ambulance Officer :*

CAVE, F. J. (retired 10th September, 1960)  
DIXON, S. S. (appointed 7th September, 1960)

### *Deputy Ambulance Officer :*

CLARKE, A. S.

### *Senior Mental Health Officer and Authorised Officer :*

FORDHAM, W. J.

### *Deputy Senior Mental Health Officer and Authorised Officer :*

NEWTON, Mrs. M., D.P.A.

### *Mental Health Officers and Authorised Officers :*

MAGEE, L. M.      CHARLES, Mrs. R.

WEST, Miss D. I.

WINSTANLEY, J. (appointed 4th July, 1960)

### *Training Centres Organiser :*

BUSHELL, R. S. (appointed 22nd August, 1960)

### *Special Case Worker :*

VOLANS, Mrs. I. (appointed 1st October, 1959)

### *Chief Administrative Assistant :*

TURNER, E. R.

### *Senior Administrative Officer (County Homes) :*

FREER, N. C.

### *Officers at County Homes :*

Catherine Dalley House, Scalford Road, Melton Mowbray	Matron, Miss C. Sutton
Enderby House, Leicester Road, Narborough . .	Secretary, Mr. H. S. Painter Matron, Mrs. M. G. Painter
Hastings House, 59a Regent Street, Loughborough	Matron, Miss E. F. F. Blencowe
Knighton House, 341 London Road, Leicester	Matron, Miss F. E. Holland
St. Luke's, Leicester Road, Market Harborough	Secretary, Mr. S. J. Mockett Matron, Mrs. A. Mockett
Westhaven, Station Road, Market Bosworth, Nuneaton	Secretary, Mr. A. D. Allan Matron, Mrs. M. E. Allan
Woodmarket House, Lutterworth, Rugby . .	Secretary, Mr. D. H. K. Gilson Matron, Mrs. G. M. Gilson
Loudoun House, Ridgway Road, Ashby-de-la-Zouch	Matron, Mrs. M. C. C. Silverwood
Tillson House, Bradgate Drive, Coalville . .	Matron, Miss K. Corless

# DISTRICT MEDICAL OFFICERS OF HEALTH

Area	Name	Office Address and Telephone No.
<b>URBAN :</b>		
Ashby-de-la-Zouch	Dr. A. M. W. Segerdal..	Council Offices, Kilwardby Street, Ashby-de-la-Zouch (Tel. Ashby-de-la-Zouch 2853)
Ashby Woulds ..	Dr. A. M. W. Segerdal..	Council Offices, Moira (Tel. Swadlincote 7669)
Coalville .. ..	Dr. A. Hamilton ..	Council Offices, London Road, Coalville (Tel. Coalville 283)
Hinckley .. ..	Dr. J. B. Kershaw	Council Offices, Church Walk, Hinckley (Tel. Hinckley 3771)
Loughborough ..	Dr. R. C. Holderness ..	Health Department, Town Hall, Loughborough (Tel. Loughborough 2094)
Market Harborough	Dr. R. W. Kind.. ..	Council Offices, Northampton Road, Market Harborough (Tel. Market Harborough 2258)
Melton Mowbray ..	Dr. J. Young .. ..	Egerton Lodge, Melton Mowbray (Tel. Melton Mowbray 3662)
Oadby .. ..	Dr. R. W. Kind.. ..	Council Offices, Oadby (Tel. Oadby 3266)
Shepshed .. ..	Dr. A. M. W. Segerdal..	Council Offices, Shepshed (Tel. Shepshed 3212)
Wigston .. ..	Dr. R. W. Kind.. ..	Council Offices, Wigston (Tel. Wigston 2345)
<b>RURAL :</b>		
Ashby-de-la-Zouch	Dr. A. M. W. Segerdal..	South Street, Ashby-de-la-Zouch (Tel. Ashby-de-la-Zouch 2783)
Barrow-upon-Soar	Dr. J. W. Hall .. ..	The Grange, Rothley (Tel. Rothley 2391)
Billesdon .. ..	Dr. J. Young .. ..	Council Offices, Thurnby (Tel. Thurnby 2182)
Blaby .. ..	Dr. A. C. Ross .. ..	Council Offices, Narborough (Tel. Narborough 2071)
Castle Donington ..	Dr. T. M. Montford ..	4 Clapgun Street, Castle Donington (Tel. Castle Donington 271)
Lutterworth .. ..	Dr. A. C. Ross .. ..	Council Offices, Lutterworth (Tel. Lutterworth 61 and 164)
Market Bosworth ..	Dr. J. B. Kershaw ..	Council Offices, Market Bosworth (Tel. Market Bosworth 234, 371)
Market Harborough	Dr. R. W. Kind.. ..	42 High Street, Market Har- borough (Tel. Market Harborough 2063)
Melton and Belvoir	Dr. J. Young .. ..	Warwick Lodge, Melton Mowbray (Tel. Melton Mowbray 3343)



# STATISTICS AND SOCIAL CONDITIONS OF THE AREA

## NATURAL AND SOCIAL CONDITIONS

Geographically, the County of Leicester, having an area of 832 square miles (Administrative County 806 sq. miles) is practically in the centre of the country. The terrain is of a gently undulating character, and is composed of clay and marl, except for the coal and granite deposits in the north west of the County. The County is divided by the River Soar, in parts coincidental with the Grand Union Canal, which flows from south to north, and joins the River Trent in Nottinghamshire.

The traditional industries of the county are agriculture, mining and quarrying, with hosiery and footwear in the towns and large villages. During the last fifty years an engineering industry, closely associated with the hosiery and footwear industries, has been developed, and which now embraces all types of engineering.

## STATISTICS OF THE AREA

				Whole County
Area in Acres .. ..	Urban	56,850		
	Rural	458,548	..	515,398
Population (Registrar-General's estimates, mid-year 1960) :				
		Urban	179,630	
		Rural	218,690	.. 398,320
Rateable value as at 1st April, 1960 .. ..			..	£4,660,472
Estimated product of penny rate, 1960-61 .. ..			..	£18,860
Live births .. ..	Urban	3,156		
	Rural	3,920	..	7,076
Live birth-rate .. .. (per 1,000 population)	Urban	17.57		
	Rural	17.92	..	17.76
Illegitimate live births expressed as a percentage of total live births		Urban	3.17%	
		Rural	3.44%	.. 3.32%
Stillbirths .. ..	Urban	61		
	Rural	69	..	130
Stillbirth rate .. .. (per 1,000 total births)	Urban	18.96		
	Rural	17.30	..	18.04
Total live and stillbirths .. ..	Urban	3,217		
	Rural	3,989	..	7,206
Infant mortality (deaths under one year of age) .. ..	Urban	76		
	Rural	61	..	137
Infant mortality rate (per thousand live births) .. ..	Urban	24.08		
	Rural	15.56	..	19.36
Legitimate Infant Mortality rate (per thousand legitimate live births) .. ..	Urban	24.54		
	Rural	18.59	..	19.58
Illegitimate Infant Mortality rate (per thousand illegitimate live births) .. ..	Urban	10.00		
	Rural	14.81	..	12.77

STATISTICS OF THE AREA—*continued*

Neo-natal mortality (deaths under four weeks of age) ..	Urban	47		
	Rural	40	..	87
Neo-natal mortality rate (per thousand live births) ..	Urban	14.26		
	Rural	10.20	..	12.29
Early Neo-natal mortality (deaths under one week)	Urban	43		
	Rural	36	..	79
Early Neo-natal mortality rate (per thousand live births) ..	Urban	13.62		
	Rural	9.18	..	11.16
Perinatal mortality (stillbirths and deaths under one week) ..	Urban	104		
	Rural	105	..	209
Perinatal mortality rate (per thousand live and stillbirths)	Urban	32.32		
	Rural	26.11	..	29.00
Maternal mortality .. ..	Urban	—		
	Rural	3	..	3
Maternal mortality rate (per thousand live and stillbirths)	Urban	—		
	Rural	0.75	..	0.42
Deaths .. .. .	Urban	1,802		
	Rural	2,206	..	4,008
Death-rate .. .. .	Urban	10.03		
	Rural	10.09	..	10.06

POPULATION OF THE COUNTY

The estimated population of the County has again increased, by 8,820, during the past year.

The Registrar-General's estimate of population at mid-year 1960 is given below, in comparison with that of 1959.

			Estimated Mid-year	Estimated Mid-year
Urban Districts :	..	..	1960	1959
Ashby-de-la-Zouch	..	..	7,150	7,060
Ashby Wolds	..	..	3,300	3,320
Coalville	..	..	26,830	26,490
Hinckley	..	..	40,890	40,630
Loughborough M.B.	..	..	35,910	35,880
Market Harborough	..	..	10,990	10,860
Melton Mowbray	..	..	15,090	14,870
Oadby	..	..	12,510	11,450
Shepshed	..	..	6,910	6,840
Wigston	..	..	20,050	19,200
Total Urban Districts	..	..	179,630	176,600



POPULATION OF THE COUNTY—*continued*

				Estimated Mid-year 1960	Estimated Mid-year 1959
Rural Districts :					
Ashby-de-la-Zouch	..	..	..	14,050	14,030
Barrow-upon-Soar	..	..	..	55,040	53,940
Billesdon	..	..	..	19,060	18,470
Blaby	..	..	..	50,800	47,290
Castle Donington	..	..	..	10,200	10,190
Lutterworth	..	..	..	13,390	12,910
Market Bosworth	..	..	..	27,730	27,530
Market Harborough	..	..	..	9,820	9,820
Melton and Belvoir	..	..	..	18,600	18,720
Total Rural Districts	..	..	..	218,690	212,900
Total population of whole county	..	..	..	398,320	389,500

The following table gives the population figures for the past 20 years.

Year	Urban Population	Rural Population	Whole County Population
1941	155,490	173,010	328,500
1942	150,100	168,000	318,100
1943	146,900	165,200	312,100
1944	146,320	164,060	310,380
1945	145,100	162,590	307,690
1946	150,930	168,100	319,030
1947	154,450	172,880	327,300
1948	158,960	178,840	337,800
1949	160,490	181,710	342,200
1950	163,780	183,900	347,680
1951	162,700	184,800	347,500
1952	162,100	186,600	348,700
1953	163,500	188,000	351,500
1954	164,970	189,630	354,600
1955	166,600	191,900	358,500
1956	168,300	196,300	364,600
1957	171,100	202,200	373,300
1958	174,200	207,200	381,400
1959	176,600	212,900	389,500
1960	179,630	218,690	398,320

## LIVE BIRTHS

(rates calculated per thousand population)

There has again been an increase in the number of births recorded in the County ; from 6,787 to 7,076, with a corresponding birth-rate increase of 0.4 to 17.8. The rate for England and Wales was 17.1. There were 3,567 male and 3,509 female births during the year ; a ratio 101.1 male to 100 female births.

The number of illegitimate live births recorded has increased by 52 to 235, resulting in a rate increase from 0.47 to 0.59.

The number of births and the birth-rate for the past 20 years is given below:

Year	Urban		Rural		Whole County		Rate for England and Wales
	No.	Rate	No.	Rate	No.	Rate	
1941 ..	2,349	15.1	2,453	14.2	4,802	14.6	14.2
1942 ..	2,718	18.1	2,790	16.6	5,508	17.3	15.8
1943 ..	2,930	19.9	3,172	19.2	6,102	19.6	16.5
1944 ..	3,120	21.3	3,416	20.8	6,536	21.1	17.6
1945 ..	2,859	19.7	2,924	18.0	5,783	18.8	16.1
1946 ..	3,222	21.4	3,341	19.9	6,563	20.6	19.1
1947 ..	3,366	21.8	3,582	20.7	6,948	21.2	20.5
1948 ..	3,050	19.2	3,313	18.5	6,363	18.8	17.9
1949 ..	2,867	17.9	3,069	16.9	5,936	17.4	16.7
1950 ..	2,675	16.3	2,949	16.0	5,624	16.2	15.8
1951 ..	2,645	16.3	2,922	15.8	5,567	16.0	15.5
1952 ..	2,607	16.1	2,856	15.3	5,463	15.7	15.3
1953 ..	2,602	15.9	2,820	14.9	5,422	15.4	15.5
1954 ..	2,465	14.9	2,680	14.1	5,145	14.5	15.2
1955 ..	2,538	15.2	2,759	14.4	5,297	14.8	15.0
1956 ..	2,600	15.5	3,011	15.3	5,611	15.4	15.7
1957 ..	2,789	16.3	3,366	16.7	6,155	16.5	16.1
1958 ..	2,912	16.7	3,459	16.7	6,371	16.7	16.4
1959 ..	2,989	16.9	3,798	17.8	6,787	17.4	16.5
1960 ..	3,156	17.6	3,920	17.9	7,076	17.8	17.1



## STILLBIRTHS

(rates calculated per thousand live and stillbirths)

The number of stillbirths has decreased from 154 to 130, resulting in a reduction of the stillbirth rate from 22.2 to 18.0, which compares very favourably with the rate of 19.8 for England and Wales. The illegitimate stillbirth rate has been comparatively constant over the past six years, despite the variation in the corresponding legitimate stillbirths.

Year	Legitimate		Illegitimate		Total	
	No.	Rate	No.	Rate	No.	Rate
1941	141	28.5	7	1.4	148	29.9
1942	176	30.0	6	1.0	182	32.0
1943	169	26.9	15	2.4	184	29.3
1944	155	23.1	22	3.3	177	26.4
1945	153	25.6	17	2.9	170	28.5
1946	151	22.5	7	1.0	158	23.5
1947	172	24.1	10	1.4	182	25.5
1948	150	23.0	7	1.1	157	24.1
1949	127	20.9	12	2.0	139	22.9
1950	155	26.8	5	0.9	160	27.7
1951	121	21.2	7	1.2	128	22.4
1952	113	20.2	5	0.9	118	21.1
1953	120	21.6	3	0.5	123	22.1
1954	139	26.2	10	1.9	149	28.1
1955	108	19.9	5	0.9	113	20.8
1956	142	24.6	6	1.0	148	25.6
1957	121	19.7	7	1.1	128	20.8
1958	156	23.9	9	1.4	165	25.3
1959	146	21.0	8	1.2	154	22.2
1960	122	16.9	8	1.1	130	18.0



## NEO-NATAL DEATHS

(rates calculated per thousand live births)

The figures for early neo-natal and neo-natal deaths show only a minute variation from last year.

### EARLY NEO-NATAL DEATHS

Year	Urban		Rural		Whole County	
	No.	Rate	No.	Rate	No.	Rate
1959	37	12.4	39	10.3	76	11.2
1960	43	13.6	36	9.2	79	11.2

### NEO-NATAL DEATHS

Year	Urban		Rural		Whole County	
	No.	Rate	No.	Rate	No.	Rate
1950 .. ..	51	19.1	51	17.3	102	18.1
1951 .. ..	41	15.5	42	14.4	83	14.9
1952 .. ..	57	21.9	54	18.9	111	20.3
1953 .. ..	53	20.4	48	17.0	101	18.6
1954 .. ..	57	23.9	49	18.9	106	21.3
1955 .. ..	43	16.9	34	12.3	77	14.5
1956 .. ..	52	20.0	40	13.2	92	16.4
1957 .. ..	53	19.0	55	16.3	108	17.4
1958 .. ..	30	10.3	40	11.6	70	11.0
1959 .. ..	40	13.4	47	12.4	87	12.8
1960 .. ..	47	14.3	40	10.2	87	12.3

## INFANT MORTALITY

(rates calculated per thousand live births)

Year	Urban		Rural		Whole County		Rate for England and Wales
	No.	Rate	No.	Rate	No.	Rate	
1941 ..	159	59	106	41	265	50	59
1942 ..	146	54	111	40	257	47	49
1943 ..	134	46	123	39	257	42	49
1944 ..	123	39	122	36	245	37	46
1945 ..	97	34	110	38	207	36	46
1946 ..	134	42	101	30	235	36	43
1947 ..	161	48	137	38	298	43	41
1948 ..	102	33	103	31	205	32	34
1949 ..	81	28	80	26	161	27	32
1950 ..	80	29.9	72	24.4	152	27.0	29.8
1951 ..	72	27.2	71	24.3	143	25.7	29.6
1952 ..	77	29.6	68	23.8	145	26.5	27.6
1953 ..	77	29.6	75	26.6	152	28.0	26.8
1954 ..	70	29.4	70	27.0	140	28.1	25.4
1955 ..	65	25.6	54	19.6	119	22.5	24.9
1956 ..	65	25.0	65	21.6	130	23.2	23.8
1957 ..	71	25.5	76	22.6	147	23.9	23.1
1958 ..	51	17.5	59	17.1	110	17.3	22.5
1959 ..	52	17.4	70	18.4	122	18.0	22.2
1960 ..	76	24.1	61	15.6	137	19.4	21.9

The following table gives the number and percentage of deaths in the age groups under one week, one to four weeks, and four weeks to one year.

Year	Deaths under one week		Deaths one to four weeks		Deaths four weeks to one year	
	No.	%	No.	%	No.	%
1959	76	62.3	11	9.0	35	28.7
1960	79	57.7	8	5.8	50	36.5



## INFANT MORTALITY

The following table analyses into individual causes the 137 infant deaths which occurred in 1960, compared with the figures for 1959.

Cause of death	Year 1959			Year 1960		
	M.	F.	Total	M.	F.	Total
Whooping Cough .. .. .	-	1	1	-	-	-
Meningococcal infections .. .. .	1	-	1	-	-	-
Other infective and parasitic diseases ..	-	-	-	1	-	1
Other malignant and lymphatic neoplasms..	-	1	1	1	-	1
Influenza .. .. .	-	3	3	1	-	1
Pneumonia .. .. .	4	3	7	9	12	21
Bronchitis .. .. .	3	1	4	5	2	7
Other diseases of respiratory system ..	1	1	2	1	-	1
Gasteritis, enteritis and diarrhoea ..	1	1	2	2	-	2
Nephritis and nephrosis .. .. .	-	-	-	-	-	-
Congenital malformation .. .. .	11	19	30	14	15	29
Other defined and ill-defined diseases ..	39	31	70	35	32	67
Motor Vehicle accidents .. .. .	-	-	-	-	-	-
All other accidents .. .. .	-	1	1	4	3	7
Homicide and operations of war .. .. .	-	-	-	-	-	-
<b>Totals .. .. .</b>	<b>60</b>	<b>62</b>	<b>122</b>	<b>73</b>	<b>64</b>	<b>137</b>

As the group "other defined and ill-defined diseases" accounts for approximately half the total deaths it has been broken down into the following sub-divisions:

<b>Intracranial and spinal injury at birth :</b>	1959	1960
Cerebral haemorrhage .. .. .	7	4
Birth injury of brain .. .. .	-	2
Other brain haemorrhage .. .. .	7	4
<b>Post-natal asphyxia and atelectasis :</b>		
Atelectasis (all forms) .. .. .	16	9
Asphyxia .. .. .	1	6
<b>Immaturity with or without mention of other subsidiary condition :</b>		
Prematurity .. .. .	28	30
<b>Haemolytic disease of the newborn :</b>		
Haemolytic disease of the newborn .. .. .	3	1
<b>Haemorrhagic disease of the newborn :</b>		
Haemorrhagic disease of the newborn .. .. .	1	1

**INFANT MORTALITY—continued**

**Other general symptoms :**

	1959	1960
Anaemia .. .. .	1	-
Anoxia .. .. .	1	2
Asthma .. .. .	1	-
Cardiac failure .. .. .	1	3
Inanition .. .. .	-	-
Marasmus .. .. .	-	-
Muscular atrophy .. .. .	1	-
Peritonitis .. .. .	1	-
Sclerema neonatorum .. .. .	-	1
Septicaemia .. .. .	-	1
Hypothermia .. .. .	-	1
Hyaline membrane disease .. .. .	-	2

**MATERNAL MORTALITY**

(rates calculated per thousand live and stillbirths)

Year	Number of maternal deaths	Rate per thousand live and stillbirths	
		Leicestershire	England and Wales
1941 .. .. .	14	2.83	2.23
1942 .. .. .	13	2.28	2.01
1943 .. .. .	19	3.03	2.29
1944 .. .. .	14	2.07	1.93
1945 .. .. .	16	2.69	1.79
1946 .. .. .	6	0.89	1.43
1947 .. .. .	9	1.26	1.17
1948 .. .. .	10	1.53	0.86
1949 .. .. .	5	0.82	0.82
1950 .. .. .	7	1.21	0.86
1951 .. .. .	5	0.88	0.79
1952 .. .. .	1	0.18	0.72
1953 .. .. .	4	0.72	0.76
1954 .. .. .	2	0.37	0.69
1955 .. .. .	3	0.55	0.64
1956 .. .. .	4	0.69	0.56
1957 .. .. .	3	0.48	0.47
1958 .. .. .	-	-	0.35
1959 .. .. .	4	0.58	0.32
1960 .. .. .	3	0.42	0.39



## DEATHS (all causes and all ages)

An increase of 34 over the previous year has occurred in the number of deaths from all causes.

I. INFECTIVE AND PARASITIC DISEASES	Year	Year	Year	Year	Year
	1956	1957	1958	1959	1960
1. Tuberculosis, respiratory .. ..	33	21	20	18	20
2. Tuberculosis, other .. ..	5	5	9	5	2
3. Syphilitic disease .. ..	12	3	-	6	8
4. Diphtheria .. ..	-	-	-	-	-
5. Whooping cough .. ..	-	1	-	1	-
6. Meningococcal infections .. ..	1	-	-	1	-
7. Acute poliomyelitis .. ..	1	3	-	-	1
8. Measles .. ..	-	-	-	1	-
9. Other infective and parasitic diseases ..	11	8	9	10	6
II. NEOPLASMS					
10. Malignant neoplasm, stomach ..	75	112	94	111	99
11. Malignant neoplasm, lung, bronchus..	108	110	110	126	137
12. Malignant neoplasm, breast ..	82	66	89	55	67
13. Malignant neoplasm, uterus ..	20	28	28	31	31
14. Other malignant and lymphatic neoplasms .. ..	320	360	339	359	339
15. Leukaemia, aleukaemia .. ..	23	15	12	24	25
III. ALLERGIC, ENDOCRINE SYSTEM, METABOLIC, AND NUTRITIONAL DISEASES					
16. Diabetes .. ..	29	34	26	29	31
VI. DISEASES OF THE NERVOUS SYSTEM AND SENSE ORGANS					
17. Vascular lesions of the nervous system	608	575	634	590	613
VII. DISEASES OF THE CIRCULATORY SYSTEM					
18. Coronary disease, angina .. ..	481	503	558	597	642
19. Hypertension with heart disease ..	99	107	114	102	108
20. Other heart disease .. ..	590	538	632	585	598
21. Other circulatory disease .. ..	207	204	205	186	192
VIII. DISEASES OF THE RESPIRATORY SYSTEM					
22. Influenza .. ..	17	45	17	53	11
23. Pneumonia .. ..	105	131	130	139	153
24. Bronchitis .. ..	169	159	159	162	174
25. Other diseases of the respiratory system	36	35	31	32	34

IX. DISEASES OF THE DIGESTIVE SYSTEM		Year 1956	Year 1957	Year 1958	Year 1959	Year 1960
26.	Ulcer of stomach and duodenum ..	36	29	37	39	25
27.	Gastritis, enteritis and diarrhoea ..	14	21	16	19	21
X. DISEASES OF THE GENITO-URINARY SYSTEM						
28.	Nephritis and nephrosis .. ..	46	37	37	53	28
29.	Hyperplasia of prostate .. ..	28	32	19	19	27
XI. DELIVERIES AND COMPLICATIONS OF PREGNANCY, CHILDBIRTH, AND THE PUERPERIUM						
30.	Pregnancy, childbirth, abortion ..	4	3	-	4	3
XIV. CONGENITAL MALFORMATIONS						
31.	Congenital malformations .. ..	49	52	36	43	44
XVI. SYMPTOMS, SENILITY AND ILL-DEFINED CONDITIONS						
32.	Other defined and ill-defined diseases	369	335	313	378	366
XVII. ACCIDENTS, POISONINGS AND VIOLENCE						
33.	Motor vehicle accidents .. ..	37	57	43	59	64
34.	All other accidents .. ..	102	100	88	91	101
35.	Suicide .. ..	38	28	39	40	36
36.	Homicide and operations of war ..	1	-	4	6	2

Year	Urban		Rural		Whole County		Rate for England and Wales
	No.	Rate	No.	Rate	No.	Rate	
1941 ..	1,795	11.54	1,847	10.68	3,642	10.99	12.9
1942 ..	1,569	10.45	1,730	10.30	3,299	10.37	11.6
1943 ..	1,657	11.28	1,868	11.31	3,525	11.29	12.1
1944 ..	1,608	11.00	1,862	11.35	3,470	11.18	11.6
1945 ..	1,582	10.90	1,831	11.26	3,413	11.09	11.4
1946 ..	1,641	10.87	1,761	10.47	3,402	10.66	11.5
1947 ..	1,798	11.64	1,894	10.96	3,692	11.28	12.0
1948 ..	1,569	9.87	1,732	9.69	3,301	9.77	10.8
1949 ..	1,731	10.79	1,923	10.58	3,654	10.68	11.7
1950 ..	1,739	10.62	1,836	9.98	3,575	10.28	11.6
1951 ..	1,724	10.60	2,007	10.86	3,731	10.74	12.5
1952 ..	1,675	10.33	1,833	9.82	3,508	10.06	11.3
1953 ..	1,703	10.42	1,831	9.74	3,534	10.05	11.4
1954 ..	1,716	10.41	1,933	10.19	3,649	10.29	11.3
1955 ..	1,751	10.51	2,047	10.67	3,798	10.59	11.7
1956 ..	1,659	9.86	2,096	10.68	3,755	10.29	11.7
1957 ..	1,683	9.84	2,074	10.26	3,757	10.06	11.5
1958 ..	1,745	10.02	2,103	10.15	3,848	10.09	11.7
1959 ..	1,808	10.24	2,166	10.17	3,974	10.20	11.6
1960 ..	1,802	10.03	2,206	10.09	4,008	10.06	11.5



Causes of Death at Different Periods of Life in the Administrative County of Leicester, 1960

CAUSES OF DEATH	WHOLE COUNTY														AGGREGATES										
	0—		1—		5—		15—		25—		45—		65—		75—		Urban Districts			Rural Districts			Whole County		
	M.	F.	M.	F.	M.	F.	M.	F.	M.	F.	M.	F.	M.	F.	M.	F.	M.	F.	Total	M.	F.	Total	M.	F.	Total
Tuberculosis, respiratory .. ..	-	-	-	-	-	-	-	-	2	3	7	3	1	2	-	2	6	3	9	4	7	11	10	10	20
Tuberculosis, other .. ..	-	-	-	-	-	-	-	-	-	-	1	1	-	-	-	-	-	1	1	1	-	1	1	1	2
Syphilitic disease .. ..	-	-	-	-	-	-	-	-	1	-	4	1	2	-	-	-	-	1	1	7	-	7	7	1	8
Diphtheria .. ..	-	-	-	-	-	-	-	-	-	-	-	-	-	-	-	-	-	-	-	-	-	-	-	-	-
Whooping cough .. ..	-	-	-	-	-	-	-	-	-	-	-	-	-	-	-	-	-	-	-	-	-	-	-	-	-
Meningococcal infections .. ..	-	-	-	-	-	-	-	-	-	-	-	-	-	-	-	-	-	-	-	-	-	-	-	-	-
Acute poliomyelitis .. ..	-	-	-	-	-	-	-	-	1	-	-	-	-	-	-	-	-	-	-	1	-	1	1	-	1
Measles .. ..	-	-	-	-	-	-	-	-	-	-	-	-	-	-	-	-	-	-	-	-	-	-	-	-	-
Other infective and parasitic diseases ..	1	-	-	-	-	-	-	-	-	2	-	1	1	1	1	1	3	1	4	2	-	2	5	1	6
Malignant neoplasm, stomach .. ..	-	-	-	-	-	-	-	-	1	1	22	17	21	18	9	10	24	20	44	29	26	55	53	46	99
Malignant neoplasm, lung, bronchus ..	-	-	-	-	-	-	-	-	2	-	65	6	43	6	9	-	53	7	60	72	5	77	125	12	137
Malignant neoplasm, breast .. ..	-	-	-	-	-	-	1	-	4	-	34	-	16	-	12	-	33	33	-	34	34	-	67	67	
Malignant neoplasm, uterus .. ..	-	-	-	-	-	-	-	-	-	3	-	14	-	7	-	7	-	16	16	-	15	15	-	31	31
Other malignant & lymphatic neoplasms	1	-	2	-	-	2	2	10	7	52	61	57	48	53	44	80	74	154	97	88	185	177	162	339	
Leukaemia, aleukæmia .. ..	-	-	1	2	-	1	1	-	3	1	4	3	2	4	1	2	6	6	12	6	7	13	12	13	25
Diabetes .. ..	-	-	1	-	1	-	-	-	-	-	2	4	3	7	3	10	6	7	13	4	14	18	10	21	31
Vascular lesions of nervous system ..	-	-	-	1	-	-	-	-	2	3	52	59	77	92	125	202	108	173	281	148	184	332	256	357	613
Coronary disease, angina .. ..	-	-	-	-	-	-	-	-	14	1	143	40	128	86	121	109	182	98	280	224	138	362	406	236	642
Hypertension with heart disease ..	-	-	-	-	-	-	-	-	-	-	11	8	14	14	22	39	21	34	55	26	27	53	47	61	108
Other heart disease .. ..	-	-	-	-	-	1	1	5	7	26	35	56	51	165	251	99	132	231	154	213	367	253	345	598	
Other circulatory disease .. ..	-	-	-	-	-	-	-	-	2	2	18	13	20	16	50	71	38	53	91	52	49	101	90	102	192
Influenza .. ..	1	-	-	-	-	1	-	1	-	2	1	2	1	-	2	2	1	3	5	3	8	7	4	11	
Pneumonia .. ..	9	12	4	1	2	1	-	-	7	1	7	9	16	16	26	42	32	32	64	39	50	89	71	82	153
Bronchitis .. ..	5	2	1	1	-	-	-	-	2	2	37	8	53	10	27	26	59	26	85	66	23	89	125	49	174
Other diseases of respiratory system ..	1	-	-	-	1	-	-	-	1	1	8	3	10	2	2	5	10	4	14	13	7	20	23	11	34
Ulcer of stomach and duodenum .. ..	-	-	-	-	-	-	-	-	-	1	5	1	6	2	5	5	8	5	13	8	4	12	16	9	25
Gastritis, enteritis and diarrhoea ..	2	-	-	1	1	1	-	-	-	3	1	-	6	2	4	5	1	6	3	12	15	8	13	21	
Nephritis and nephrosis .. ..	-	-	-	-	1	-	-	-	-	2	3	1	1	2	9	9	9	8	17	5	6	11	14	14	28
Hyperplasia of prostate .. ..	-	-	-	-	-	-	-	-	-	-	-	-	6	-	21	-	14	-	14	13	-	13	27	-	27
Pregnancy, childbirth, abortion .. ..	-	-	-	-	-	-	-	-	-	3	-	-	-	-	-	-	-	-	-	3	3	-	3	3	
Congenital malformation .. ..	14	15	1	1	2	-	2	1	-	4	2	2	-	-	-	-	11	16	27	10	7	17	21	23	44
Other defined and ill-defined diseases	35	32	3	3	4	3	2	-	10	9	27	32	23	28	51	104	80	101	181	75	110	185	155	211	366
Motor vehicle accidents .. ..	-	-	-	3	3	-	20	3	10	1	10	3	3	1	4	3	22	4	26	28	10	38	50	14	64
All other accidents .. ..	4	3	1	-	2	1	5	-	11	1	9	5	5	4	16	34	24	22	46	29	26	55	53	48	101
Suicide .. ..	-	-	-	-	-	1	-	2	6	6	8	6	3	2	2	10	11	21	7	8	15	17	19	36	
Homicide and operations of war .. ..	-	-	-	1	-	-	-	-	1	-	-	-	-	-	-	-	-	-	-	-	2	2	-	2	2
TOTALS .. ..	73	64	14	14	17	7	35	8	87	64	528	373	562	443	724	995	912	890	1,802	1,128	1,078	2,206	2,040	1,968	4,008





Causes of Death in Administrative Areas, 1960

CAUSES OF DEATH	Ashby-de-la-Zouch U.D.		Ashby Wolds U.D.		Coalville U.D.		Hinckley U.D.		Loughborough M.B.		Market Harborough U.D.		Melton Mowbray U.D.		Oakby U.D.		Shepshed U.D.		Wigston U.D.		Ashby-de-la-Zouch R.D.		Barrow-upon-Soar R.D.		Bilberron R.D.		Bibby R.D.		Castle Donington R.D.		Lutterworth R.D.		Market Bosworth R.D.		Market Harborough R.D.		Melton & Belvoir R.D.		Totals U.D.'s		Totals R.D.'s		Totals Whole County		
	M.	F.	M.	F.	M.	F.	M.	F.	M.	F.	M.	F.	M.	F.	M.	F.	M.	F.	M.	F.	M.	F.	M.	F.	M.	F.	M.	F.	M.	F.	M.	F.	M.	F.	M.	F.									
Total	28	36	22	12	131	128	194	180	201	188	72	73	96	109	53	52	39	35	74	77	91	73	264	277	61	62	237	283	49	35	71	72	162	144	61	45	106	87	912	890	1,128	1,078	4,608		
Tuberculosis, respiratory ..	-	-	-	-	-	-	-	-	-	-	-	-	-	-	-	-	-	-	-	-	-	-	-	-	-	-	-	-	-	-	-	-	-	-	-	-	-	-	-	-	-	-	20		
Tuberculosis, other ..	-	-	-	-	-	-	-	-	-	-	-	-	-	-	-	-	-	-	-	-	-	-	-	-	-	-	-	-	-	-	-	-	-	-	-	-	-	-	-	-	-	-	8		
Septic disease ..	-	-	-	-	-	-	-	-	-	-	-	-	-	-	-	-	-	-	-	-	-	-	-	-	-	-	-	-	-	-	-	-	-	-	-	-	-	-	-	-	-	-	1		
Dysentery ..	-	-	-	-	-	-	-	-	-	-	-	-	-	-	-	-	-	-	-	-	-	-	-	-	-	-	-	-	-	-	-	-	-	-	-	-	-	-	-	-	-	-	-	1	
Pharyngitis ..	-	-	-	-	-	-	-	-	-	-	-	-	-	-	-	-	-	-	-	-	-	-	-	-	-	-	-	-	-	-	-	-	-	-	-	-	-	-	-	-	-	-	-	1	
Whooping cough ..	-	-	-	-	-	-	-	-	-	-	-	-	-	-	-	-	-	-	-	-	-	-	-	-	-	-	-	-	-	-	-	-	-	-	-	-	-	-	-	-	-	-	1		
Respiratory infections ..	-	-	-	-	-	-	-	-	-	-	-	-	-	-	-	-	-	-	-	-	-	-	-	-	-	-	-	-	-	-	-	-	-	-	-	-	-	-	-	-	-	-	1		
Scarlet fever ..	-	-	-	-	-	-	-	-	-	-	-	-	-	-	-	-	-	-	-	-	-	-	-	-	-	-	-	-	-	-	-	-	-	-	-	-	-	-	-	-	-	-	-	1	
Measles ..	-	-	-	-	-	-	-	-	-	-	-	-	-	-	-	-	-	-	-	-	-	-	-	-	-	-	-	-	-	-	-	-	-	-	-	-	-	-	-	-	-	-	-	-	1
Other infectious and parasitic diseases ..	-	-	-	-	-	-	-	-	-	-	-	-	-	-	-	-	-	-	-	-	-	-	-	-	-	-	-	-	-	-	-	-	-	-	-	-	-	-	-	-	-	-	-	3	
Malignant neoplasm, stomach ..	1	-	-	-	2	-	9	4	6	6	1	3	1	1	1	1	1	1	1	1	1	1	3	5	3	5	8	1	1	2	4	1	1	2	4	1	1	8	4	24	20	29	26	99	
Malignant neoplasm, lung, bronchus ..	1	-	-	-	11	-	11	5	4	-	3	-	6	-	1	-	8	-	-	-	-	-	14	-	15	3	1	13	8	2	1	1	7	-	8	4	1	8	6	53	7	72	5	137	
Malignant neoplasm, breast ..	1	-	-	-	-	-	6	-	8	-	2	-	5	-	3	-	2	-	-	-	-	-	-	-	-	-	-	-	-	-	-	-	-	-	-	-	-	-	-	-	-	-	-	33	
Malignant neoplasm, uterus ..	1	-	-	-	-	-	3	-	3	-	3	-	1	-	1	-	-	-	-	-	-	-	-	-	-	-	-	-	-	-	-	-	-	-	-	-	-	-	-	-	-	-	-	16	
Other malignant and lymphatic neoplasms ..	1	6	2	2	8	8	22	9	33	19	4	5	8	8	2	4	3	2	7	11	11	5	21	23	8	6	17	25	3	1	8	6	15	8	5	4	9	10	80	74	97	88	339		
Leukaemia, leucosarcoma ..	1	-	-	-	2	-	2	-	2	1	-	1	-	-	-	-	-	-	-	-	-	-	-	-	-	-	-	-	-	-	-	-	-	-	-	-	-	-	-	-	-	-	-	6	
Lymphoma ..	1	-	-	-	2	-	1	-	2	1	-	1	-	-	-	-	-	-	-	-	-	-	-	-	-	-	-	-	-	-	-	-	-	-	-	-	-	-	-	-	-	-	-	6	
Diphtheria ..	1	-	-	-	-	-	-	-	-	-	-	-	-	-	-	-	-	-	-	-	-	-	-	-	-	-	-	-	-	-	-	-	-	-	-	-	-	-	-	-	-	-	-	6	
Scarlet fever ..	1	6	3	1	20	13	23	48	37	32	10	13	11	23	22	11	7	9	6	18	11	13	30	51	9	11	45	51	6	1	9	10	25	4	8	15	12	168	173	148	184	615			
Scarlet fever with necrotic system ..	1	-	-	-	3	-	4	-	5	-	1	-	-	-	-	-	-	-	-	-	-	-	-	-	-	-	-	-	-	-	-	-	-	-	-	-	-	-	-	-	-	-	-	7	
Scarlet fever with heart disease ..	1	-	-	-	3	-	8	-	10	-	2	-	5	-	3	-	3	-	7	8	14	11	57	39	13	8	51	31	14	2	12	8	28	21	11	7	24	11	182	98	224	138	642		
Other heart disease ..	1	7	1	2	17	16	12	19	10	23	13	14	16	22	5	9	4	9	11	11	10	8	28	52	3	11	39	62	5	9	14	15	18	29	28	11	17	16	99	132	154	213	388		
Other respiratory disease ..	2	1	2	-	6	10	3	6	9	13	6	6	5	11	-	-	-	-	-	-	-	-	-	-	-	-	-	-	-	-	-	-	-	-	-	-	-	-	-	-	-	-	35		
Influenza ..	1	-	-	-	1	-	1	-	-	-	-	-	-	-	-	-	-	-	-	-	-	-	-	-	-	-	-	-	-	-	-	-	-	-	-	-	-	-	-	-	-	-	-	1	
Whooping cough ..	1	-	-	-	1	-	1	-	-	-	-	-	-	-	-	-	-	-	-	-	-	-	-	-	-	-	-	-	-	-	-	-	-	-	-	-	-	-	-	-	-	-	-	1	
Diphtheria ..	2	1	3	-	12	5	9	9	34	13	4	3	4	3	1	1	4	3	1	1	4	2	9	3	18	3	2	2	1	15	10	2	10	4	3	1	3	4	32	32	39	50	133		
Scarlet fever ..	1	-	-	-	1	6	9	3	14	13	1	1	2	1	1	2	1	1	2	1	1	1	2	2	2	2	2	1	1	6	1	1	1	1	1	1	1	1	1	1	10	4	13	7	34
Other diseases of respiratory system ..	1	-	-	-	1	2	-	1	1	2	-	1	1	1	1	1	1	1	1	2	2	2	2	2	2	2	2	1	1	1	1	1	1	1	1	1	1	1	1	1	1	1	1	10	
Other of stomach and duodenum ..	1	-	-	-	2	1	2	1	1	2	-	2	-	-	-	-	-	-	-	-	-	-	-	-	-	-	-	-	-	-	-	-	-	-	-	-	-	-	-	-	-	-	-	-	8
Gastritis, enteritis and diarrhoea ..	1	-	-	-	1	-	1	-	1	-	-	-	-	-	-	-	-	-	-	-	-	-	-	-	-	-	-	-	-	-	-	-	-	-	-	-	-	-	-	-	-	-	-	-	5
Nephritis and nephrosis ..	1	-	-	-	1	-	1	-	6	3	-	2	-	-	1	1	1	1	1	1	1	1	1	1	1	1	1	1	1	1	1	1	1	1	1	1	1	1	1	1	1	1	1	1	9
Streplococcal pyoderma ..	1	-	-	-	2	-	4	-	1	-	-	2	-	-	-	-	-	-	-	-	-	-	-	-	-	-	-	-	-	-	-	-	-	-	-	-	-	-	-	-	-	-	-	-	14
Erysipelas ..	1	-	-	-	1	-	1	-	1	-	-	1	-	-	-	-	-	-	-	-	-	-	-	-	-	-	-	-	-	-	-	-	-	-	-	-	-	-	-	-	-	-	-	-	1
Septicæmia ..	1	-	-	-	1	-	1	-	1	-	-	1	-	-	-	-	-	-	-	-	-	-	-	-	-	-	-	-	-	-	-	-	-	-	-	-	-	-	-	-	-	-	-	-	1
Other defined and ill-defined diseases ..	2	4	2	2	12	22	20	18	11	17	8	9	12	14	5	4	3	2	3	9	4	10	24	29	3	6	18	28	1	3	2	8	16	25	2	3	5	7	89	101	75	110	399		
Motor vehicle accidents ..	1	-	-	-	7	-	5	-	1	1	1	1	1	1	2	-	3	2	2	2	1	1	10	4	2	1	6	1	1	1	1	1	1	1	1	1	1	1	1	1	1	1	1	1	22
All other accidents ..	1	-	-	-	6	1	3	5	8	4	2	3	3	3	4	1	1	1	1	1	1	3	6	7	4	4	3	2	1	4	3	3	6	1	2	3	2	24	22	29	20	101			
Homicide ..	1	-	-	-	1																																								

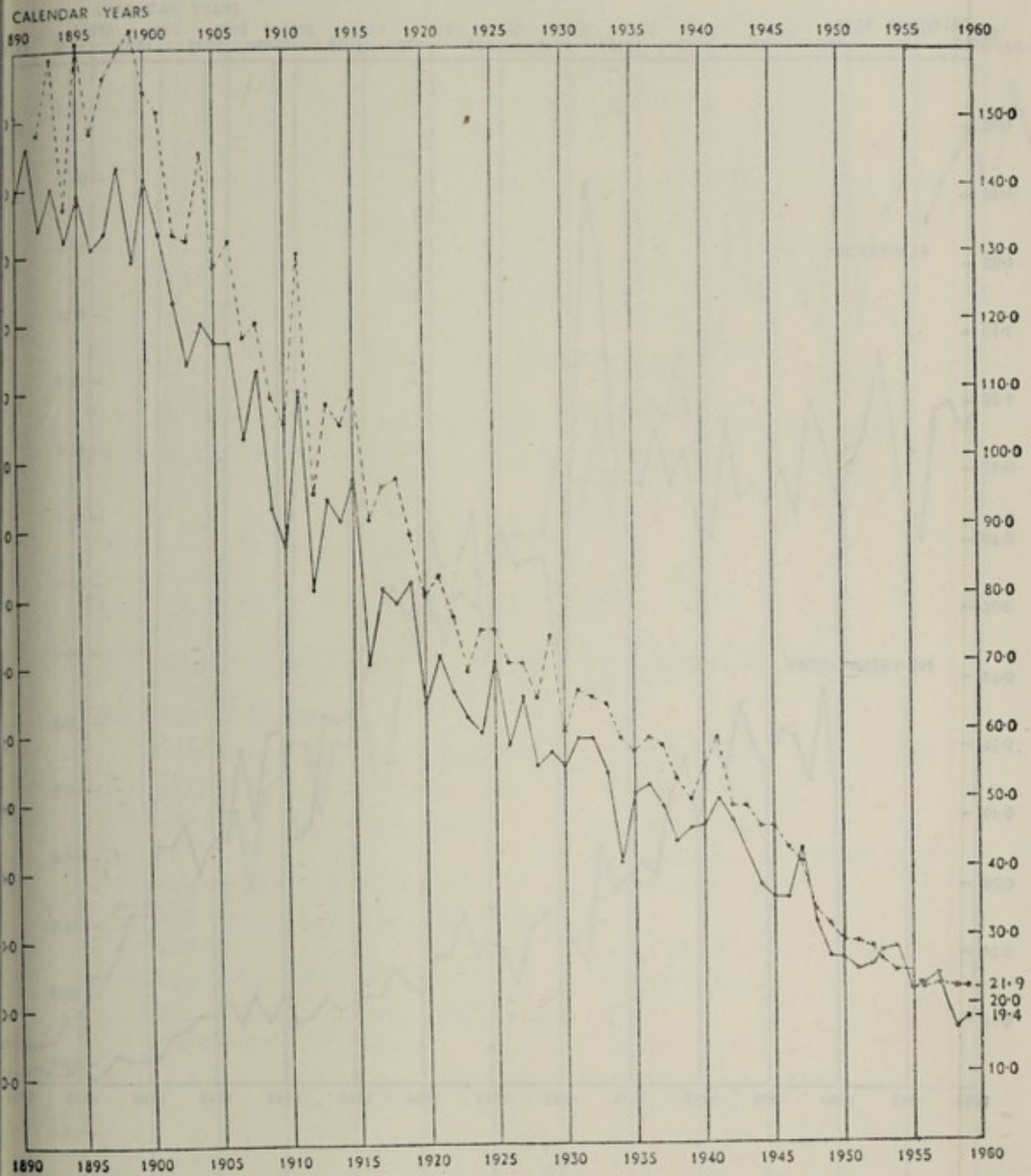




# INFANT MORTALITY

Annual Death Rate per Thousand Live Births

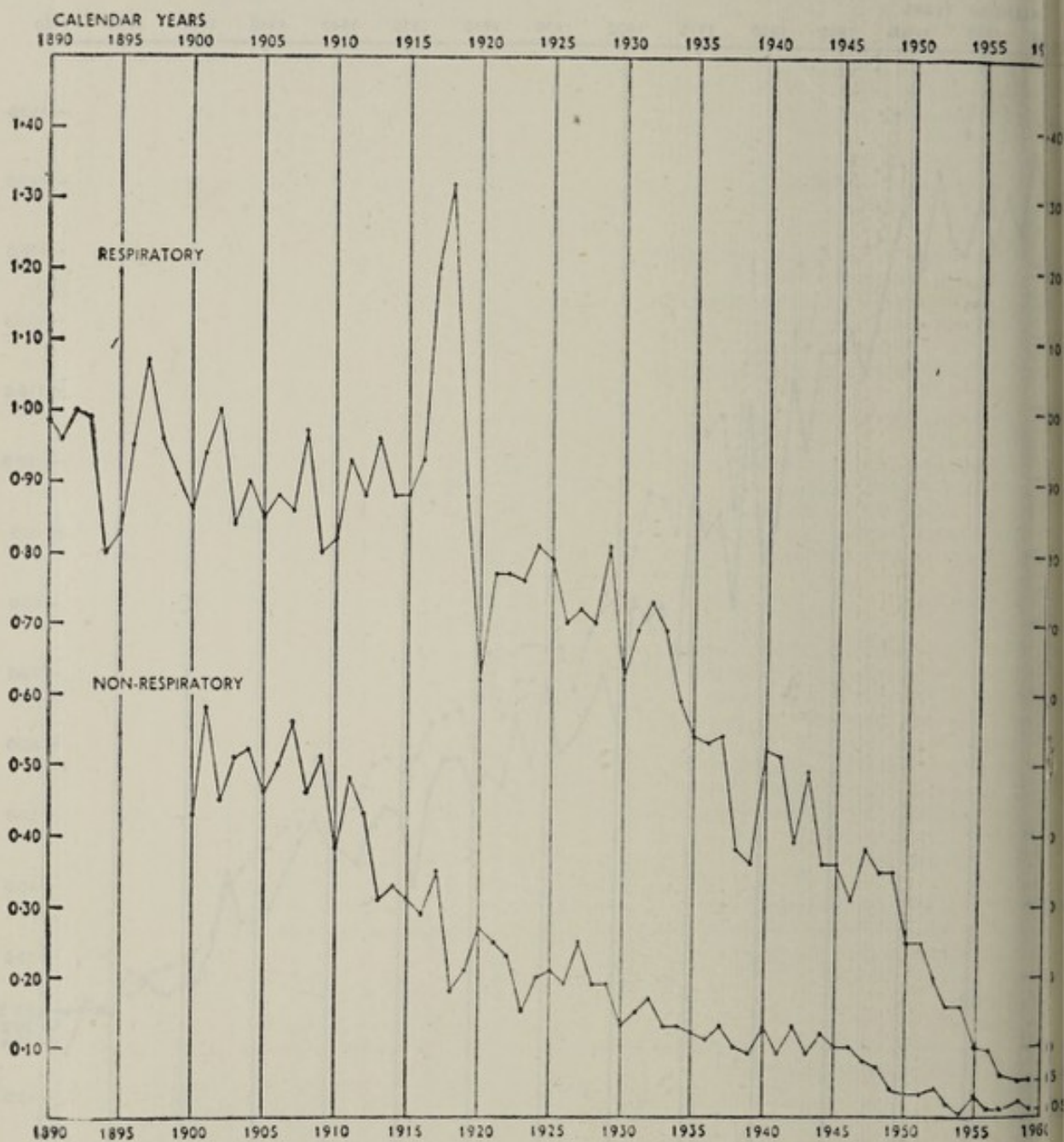
LEICESTERSHIRE — ENGLAND AND WALES - - - -



# TUBERCULOSIS

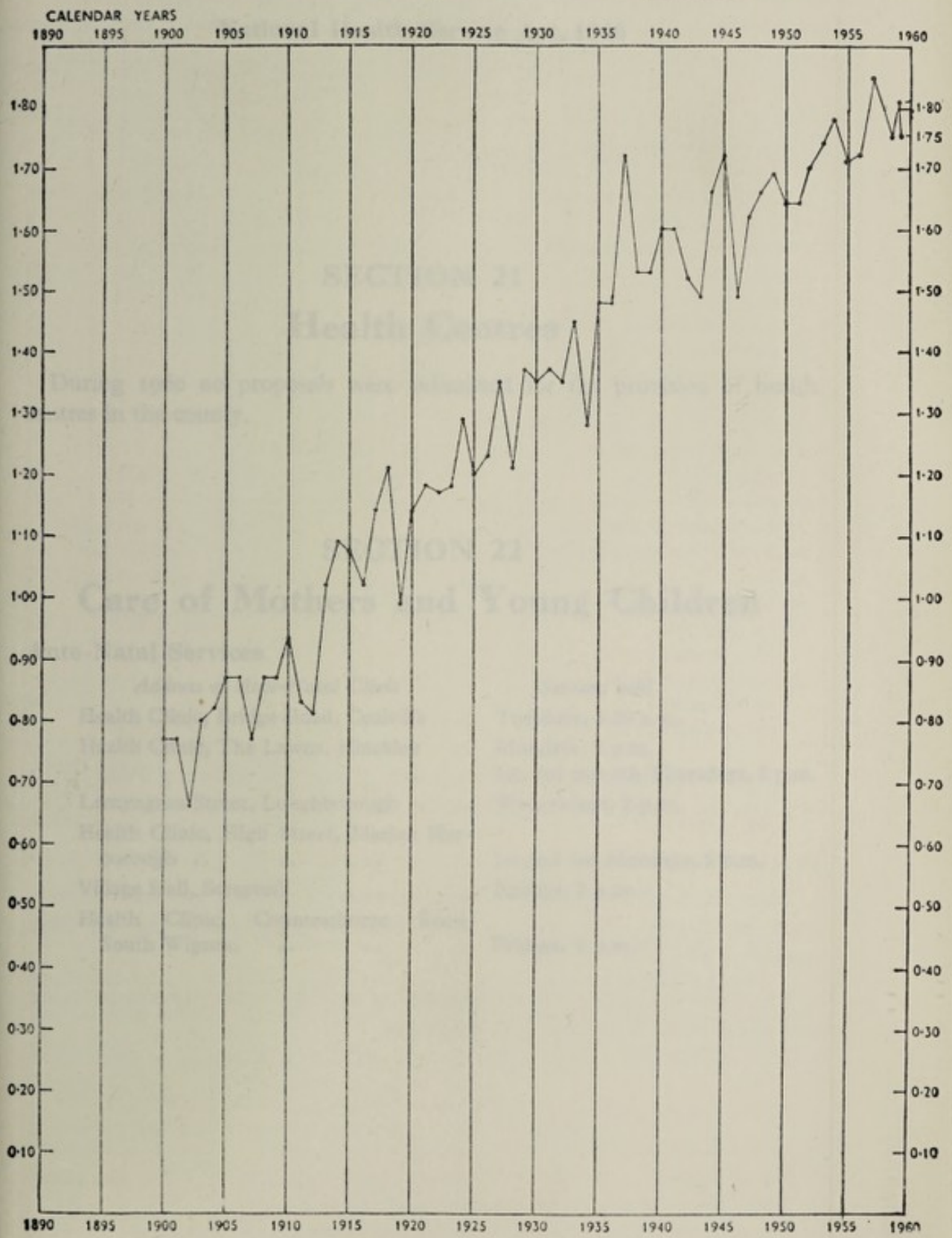
## (LEICESTERSHIRE)

### Annual Death Rates per Thousand Population






GENERAL PRINCIPLES OF  
HEALTH  
**NEOPLASMS**  
(LEICESTERSHIRE)  
**Annual Death Rate per Thousand Population**



ALSO PUBLISHED  
**NEOLASMS**  
 (ANNUAL REPORTS)  
**LANCASTERSHIRE**  
 (ANNUAL DEATH RATE PER THOUSAND POPULATION)





# GENERAL PROVISIONS OF HEALTH SERVICES FOR THE AREA

National Health Service Act, 1946

## SECTION 21 Health Centres

During 1960 no proposals were submitted for the provision of health centres in the county.

## SECTION 22 Care of Mothers and Young Children

### Ante-Natal Services

<i>Address of Ante-Natal Clinic</i>	<i>Sessions held</i>
Health Clinic, Bridge Road, Coalville ..	Tuesdays, 9.30 a.m.
Health Clinic, The Lawns, Hinckley ..	Mondays, 2 p.m. 1st, 3rd and 5th Thursdays, 2 p.m.
Lemyngton Street, Loughborough ..	Wednesdays, 2 p.m.
Health Clinic, High Street, Market Har- borough .. .. .	1st and 3rd Mondays, 2 p.m.
Village Hall, Scraftoft .. .. .	Fridays, 2 p.m.
Health Clinic, Countesthorpe Road, South Wigston .. .. .	Fridays, 2 p.m.

The following table gives details of the number of expectant mothers who attended the Ante-Natal Clinics, and the number of attendances made by them.

#### Ante Natal Clinics

	Coal-ville	Hinck-ley	Lough-borough	Market Har-borough	Scrap-toft	South Wig-ston	Totals
1. Number of sessions per month (approx.) :							
(a) Medical Officers sessions	4	6	4	-	4	4	22
(b) Midwives sessions ..	-	-	-	2	-	-	2
2. Number of women attended :							
(a) ante-natal .. ..	123	282	170	34	74	140	823
(b) post-natal .. ..	-	-	-	-	11	12	23
3. Number of women included in above, who had not previously attended an Ante-Natal Clinic during current pregnancy, or a post-natal clinic after last confinement :							
(a) ante-natal .. ..	5	240	147	-	38	139	569
(b) post-natal .. ..	-	-	-	-	-	12	12
4. Total number of attendances made by women included in 2 above :							
(a) Medical Officers sessions :							
(i) ante-natal .. ..	148	1071	586	-	296	212	2,313
(ii) post-natal .. ..	-	-	-	-	11	12	23
(b) Midwives sessions ..							
(i) ante-natal .. ..	-	-	-	465	-	-	465
(ii) post-natal .. ..	-	-	-	-	-	-	-

An increase has occurred in the number of mothers attending from 737 to 823, and the number of attendances made from 2,094 to 2,313.

#### Relaxation Classes

There has been a big increase in the number of patients, and their attendances, at Coalville, Loughborough and South Wigston, and at the new class opened at Hinckley.

The following table gives the number of sessions held, patients attended and attendances at these relaxation classes.

	Coalville	Hinck-ley	Lough-borough	South Wigston	1960 Total	1959 Total
No. of sessions ..	86	47	44	47	224	193
No. of patients ..	224	135	181	91	631	354
No. of attendances	1,680	798	1,182	641	4,301	2,521



## Dental Treatment of Expectant and Nursing Mothers, and Pre-School Children

Owing to the shortage of dental staff, the suspension of treatment for expectant and nursing mothers, and pre-school children has of necessity been continued, except in the Loughborough area to which the following figures relate :

No expectant and nursing mothers were examined. 169 children under five, of the 307 examined, were found to need treatment. They were treated and made dentally fit.

Forms of dental treatment provided are given below :

	Scalings and Gum Treatment	Fillings	Silver Nitrate Treatment	Crowns or Inlays	Extractions	General Anaesthetics	Dentures provided		Radiographs
							Full Upper or Lower	Partial Upper or Lower	
Expectant and Nursing Mothers ..	-	-	-	-	-	-	-	-	-
Children under five..	1	55	97	-	173	-	-	-	-

## Child Welfare Centres

Place	Address	Sessions held
Anstey .. ..	Church Hall, Church Lane	.. 2nd and 4th Mondays, 2.30 p.m.
Asfordby .. ..	Parish Hall ..	.. 2nd and 4th Thursdays, 2.30 p.m.
Ashby-de-la-Zouch	Baptist Room, Market Street	.. Thursdays, 2 p.m.
Bagworth .. ..	Miners' Institute, Station Road	.. 1st and 3rd Wednesdays, 2 p.m.
Barlestone .. ..	Church Room	.. 2nd and 4th Tuesdays, 2 p.m.
Barrow-upon-Soar ..	Church Room	.. 2nd and 4th Wednesdays, 2.45 p.m.
Birstall No. 1 .. ..	Church Room	.. 2nd and 4th Wednesdays, 2 p.m.
Birstall No. 2 .. ..	Methodist Church Room ..	.. 1st and 3rd Thursdays, 2 p.m.
Blaby .. ..	Baptist Schoolroom	.. 1st and 3rd Tuesdays, 2 p.m.
Braunstone .. ..	Trinity Church Room, Narborough Road, Leicester	2nd and 4th Wednesdays, 2 p.m.

Place	Address	Sessions held
Broughton Astley ..	Social Club Hall ..	1st and 3rd Tuesdays, 2 p.m.
Burbage ..	Methodist Church Schoolroom, Windsor Street	2nd and 4th Thursdays, 2 p.m.
Castle Donington ..	Methodist Church Room	1st and 3rd Mondays, 2.30 p.m.
Claybrooke Magna ..	Village Hall ..	1st and 3rd Thursdays, 2 p.m.
Coalville ..	Health Clinic, Bridge Road	Tuesdays, 2 p.m.
Coalville (Greenhill Estate)	Charnborough Road Baptist Church ..	2nd and 4th Mondays, 2 p.m.
Cosby ..	Methodist Schoolroom	1st and 3rd Wednesdays, 2.30 p.m.
Countesthorpe ..	Methodist Church Schoolroom ..	2nd and 4th Thursdays, 2.30 p.m.
Croft ..	The Village Hall ..	1st and 3rd Wednesdays, 2 p.m.
Desford ..	Village Institute ..	1st and 3rd Tuesdays, 2 p.m.
Donisthorpe and Moira ..	Centenary Methodist Church Room, Donis- thorpe Road, Moira	2nd and 4th Tuesdays, 2 p.m.
Earl Shilton ..	St. John Ambulance Brigade Hall, Alexander Avenue	1st and 3rd Thursdays, 2 p.m.
Earl Shilton (The Cedars)	The Cedars Com- munity Centre, Shilton Road, Barwell	Wednesdays, 2 p.m.
Ellistown ..	Old Church School ..	1st and 3rd Thursdays, 2 p.m.
Enderby ..	Mission Room ..	1st and 3rd Wednesdays, 2 p.m.
Glenfield ..	Wesleyan Rooms ..	2nd and 4th Tuesdays, 2.30 p.m.
Groby ..	Congregational Church	1st and 3rd Fridays, 2 p.m.
Hathern ..	Village Hall ..	2nd and 4th Wednesdays, 2 p.m.
Hinckley ..	Health Clinic, The Lawns ..	Tuesdays and Wednesdays, 2 p.m.
Houghton-on-the-Hill	Village Hall ..	1st and 3rd Mondays, 2 p.m.
Hugglescote ..	Baptist Room ..	2nd and 4th Mondays, 2.30 p.m.
Ibstock ..	Baptist Chapel Schoolroom ..	2nd and 4th Thursdays, 2 p.m.
Kegworth ..	Wesleyan Schoolroom, High Street ..	2nd and 4th Wednesdays, 2.30 p.m.
Kibworth ..	Village Hall ..	2nd and 4th Wednesdays, 2.30 p.m.
Kirby Muxloe ..	St. Bartholomew's Church Rooms ..	2nd and 4th Tuesdays, 3 p.m.



Place	Address	Sessions held
Leicester Forest East	St. Mary's Hall, St. Mary's Avenue, Braunstone Lane	1st and 3rd Mondays, 2 p.m.
Long Clawson ..	Methodist Church Schoolroom ..	1st and 3rd Thursdays, 2 p.m.
Loughborough ..	Lemyngton Street ..	Tuesdays, Thursdays and Fridays, 2 p.m.
Lutterworth ..	Church Hall, Coventry Road ..	1st and 3rd Thursdays, 2.30 p.m.
Market Bosworth ..	St. Peter's Hall ..	1st and 3rd Tuesdays, 2 p.m.
Market Harborough	Health Clinic, High Street ..	Wednesdays, 2.30 p.m.
Markfield ..	Miners' Institute ..	1st and 3rd Thursdays, 2 p.m.
Melton Mowbray ..	Health Clinic, Asfordby Road ..	Wednesdays, 2 p.m.
Mountsorrel ..	Church Hall ..	1st and 3rd Tuesdays, 2.30 p.m.
Narborough ..	Robjohn Hall ..	2nd and 4th Wednesdays, 2 p.m.
Newbold Verdon ..	Church Hall ..	2nd and 4th Thursdays, 2 p.m.
Oadby ..	Baptist Schoolroom ..	Mondays, 2 p.m.
Old Dalby ..	Ordnance Depot ..	1st and 3rd Wednesdays, 2 p.m.
Queniborough ..	St. Mary's Church Hall ..	2nd and 4th Wednesdays, 2 p.m.
Quorn ..	Village Hall ..	1st and 3rd Wednesdays, 2.30 p.m.
Ratby ..	Church Rooms ..	1st and 3rd Tuesdays, 2 p.m.
Rearsby ..	Village Hall ..	1st and 3rd Tuesdays, 2.30 p.m.
Rothley ..	Village Hall ..	1st and 3rd Mondays, 2.30 p.m.
Scraptoft ..	Village Institute ..	1st and 3rd Wednesdays, 2 p.m.
Seagrave ..	Memorial Hall ..	2nd and 4th Wednesdays, 2 p.m.
Shelthorpe ..	Old Isolation Hospital	Mondays and Wednesdays, 2 p.m.
Shepshed ..	St. Winefride's Parish Hall, Charnwood Road	2nd and 4th Wednesdays, 2 p.m.
Sileby ..	The Institute, Cossington Road ..	1st and 3rd Tuesdays, 2.15 p.m.
South Wigston ..	Health Clinic, Countesthorpe Road	Wednesdays, 2 p.m.
Stoney Stanton ..	Working Men's Club and Institute ..	2nd and 4th Tuesdays, 1.30 p.m.
Syston ..	Red Cross Hall ..	Mondays, 2.30 p.m.
Thorpe Acre ..	Community Centre ..	Fridays, 2 p.m.
Thringstone ..	Community Centre ..	2nd and 4th Tuesdays, 2.30 p.m.

Place	Address	Sessions held
Thurcaston	.. Village Memorial Hall	1st and 3rd Wednesdays, 2 p.m.
Thurmaston	.. Bethel Methodist Church Room ..	2nd and 4th Tuesdays, 2.30 p.m.
Thurnby Lodge Estate	Thurnby Lodge Community Centre ..	.. Thursdays, 2 p.m.
Whetstone	.. Congregational School-room ..	.. 2nd and 4th Tuesdays, 2.30 p.m.
Whitwick ..	.. Primitive Methodist Schoolroom ..	.. Mondays, 2.30 p.m.
Wigston Fields	.. Methodist Churchrooms Frederick Street Wigston Magna	1st and 3rd Thursdays, 2.30 p.m.
Wigston Magna	.. Methodist Church Rooms, Moat Street	2nd and 4th Thursdays, 2.30 p.m.
Woodhouse Eaves ..	Village Hall ..	2nd and 4th Tuesdays, 2 p.m.
Wymeswold	.. Village Hall ..	2nd and 4th Tuesdays, 2 p.m.

### Summary of Statistics

		1960	1959
Number of meetings held during the year ..	..	2,202	2,230
Mothers :			
Number of mothers who attended for the first time ..		4,349	4,227
Number of mothers who attended during the year ..		9,731	9,276
Number of attendances during the year ..	..	78,596	79,840
Children :			
Number of children who attended for the first time and were under one year of age ..	..	5,032	4,850
Total number of children who attended during the year ..	..	11,092	10,697
Number of attendances during the year ..	..	87,483	88,870
Number of examinations by Medical Officers :			
First examinations ..	..	3,337	3,518
Total examinations ..	..	8,312	8,634
Number of weighings by Health Visitors ..	..	86,597	90,197



Individual Child Welfare Centres. Average Attendances per Meeting

Centre	Year 1960		Year 1959	
	Mothers	Children	Mothers	Children
Anstey .. ..	26.4	27.9	24.8	26.0
Asfordby .. ..	38.5	41.5	45.0	51.0
Ashby-de-la-Zouch .. ..	24.6	25.2	26.4	27.1
Bagworth .. ..	13.2	16.3	12.3	14.4
Barlestone .. ..	32.0	33.3	26.8	28.6
Barrow-upon-Soar .. ..	27.7	33.8	30.8	38.0
Birstall No. 1 .. ..	51.8	61.1	55.4	60.0
Birstall No. 2 .. ..	62.5	66.9	53.8	56.8
Blaby .. ..	38.8	41.1	38.6	45.3
Braunstone .. ..	76.4	77.8	63.0	63.8
Broughton Astley .. ..	16.4	19.1	19.1	21.0
Burbage .. ..	41.3	43.5	48.3	52.2
Castle Donington .. ..	30.1	34.3	27.8	30.8
Claybrooke Magna .. ..	23.6	28.5	25.2	30.6
Coalville .. ..	24.5	26.0	29.0	30.0
Coalville (Greenhill Estate) .. ..	18.6	19.7	15.0	16.8
Cosby .. ..	17.8	20.2	21.5	23.3
Countesthorpe .. ..	19.7	20.0	16.6	17.3
Croft .. ..	20.6	27.0	22.3	28.7
Desford .. ..	27.7	35.0	28.3	32.4
Donisthorpe and Moira .. ..	35.5	35.9	39.9	40.8
Earl Shilton .. ..	18.0	18.1	16.2	16.8
Earl Shilton (The Cedars) .. ..	35.1	35.8	27.5	28.9
Ellistown .. ..	14.9	16.9	20.0	21.8
Enderby .. ..	23.8	28.4	31.6	35.4
Glenfield .. ..	69.9	72.0	60.9	63.3
Groby .. ..	28.8	30.5	27.5	28.9
Hathern .. ..	14.5	17.8	17.3	19.8
Hinckley .. ..	36.5	39.3	41.4	45.3
Houghton-on-the-Hill .. ..	32.2	36.5	29.9	36.2
Hugglescote .. ..	29.0	32.5	23.0	27.2
Ibstock .. ..	23.1	25.5	31.2	34.1
Kegworth .. ..	16.2	17.8	17.5	20.6
Kibworth .. ..	14.5	14.8	14.6	15.3
Kirby Muxloe .. ..	36.5	38.5	22.6	24.2
Leicester Forest East .. ..	47.0	47.8	52.0	53.3
Long Clawson .. ..	13.4	15.4	14.5	16.4
Loughborough .. ..	49.7	59.0	51.7	60.9
Lutterworth .. ..	40.8	45.9	43.6	45.0
Market Bosworth .. ..	8.6	9.1	9.9	10.0
Market Harborough .. ..	52.4	57.2	51.8	56.7
Markfield .. ..	24.2	25.4	20.9	23.9
Melton Mowbray .. ..	88.7	93.3	51.8	56.7
Mountsorrel .. ..	40.8	55.4	20.9	23.2

(Table continued on next page)

continued Centre	Year 1960		Year 1959	
	Mothers	Children	Mothers	Children
Narborough .. ..	52.8	62.0	49.0	57.1
Newbold Verdon .. ..	19.6	22.7	20.9	23.9
Oadby .. ..	41.1	42.1	40.4	41.3
Old Dalby .. ..	20.3	22.4	15.7	17.0
Quorn .. ..	36.6	40.1	35.7	40.2
Queniborough .. ..	21.8	23.0	25.7	27.2
Ratby .. ..	20.7	21.9	31.2	33.4
Rearsby .. ..	17.3	19.1	15.2	17.7
Rothley .. ..	30.7	37.6	31.4	39.1
Scraptoft .. ..	30.5	31.0	26.9	27.3
Seagrave .. ..	7.0	12.8	9.3	15.2
Shelthorpe .. ..	30.5	38.5	24.4	31.8
Shepshed .. ..	49.7	53.7	60.1	64.9
Sileby .. ..	57.6	67.4	64.4	77.8
South Wigston .. ..	56.0	59.6	48.6	49.7
Stoney Stanton .. ..	26.0	38.7	29.8	41.2
Syston .. ..	42.9	44.5	56.7	58.8
Thorpe Acre .. ..	31.2	35.8	32.9	40.9
Thringstone .. ..	15.0	16.0	20.9	21.1
Thurcaston .. ..	20.9	30.6	17.1	23.2
Thurmaston .. ..	44.9	49.0	46.5	52.4
Thurnby Lodge .. ..	44.0	44.5	42.5	43.1
Whetstone .. ..	28.7	33.7	25.7	28.7
Whitwick .. ..	51.1	55.4	52.9	56.9
Wigston Fields .. ..	79.2	82.9	74.9	77.5
Wigston Magna .. ..	47.0	49.1	60.8	64.5
Woodhouse Eaves .. ..	22.4	25.0	18.0	21.2
Wymeswold .. ..	21.8	27.1	18.1	22.3

Note : The centres at Old Dalby and Seagrave are purely "weighing centres" run by the Health Visitor for the district.

### The Domiciliary Care of Premature Infants

In 1960 the number of premature live births shows an increase of 34 over the previous year.



The tables given below give the premature live birth figures for this county and also those for England and Wales.

### Premature Live Births

#### Leicestershire

	1954	1955	1956	1957	1958	1959	1960
Born in institutions	215	251	199	300	268	299	301
Born at Home ..	91	92	107	112	89	90	92
Total ..	306	343	306	412	357	389	393
% Premature live births of total live births .. ..	6.0	6.5	5.5	6.7	5.6	5.7	5.6

#### England and Wales

	1954	1955	1956	1957	1958	1959	1960
Born in Institutions	33,886	34,550	35,591	38,073	38,815	38,742	41,128
Born at Home ..	12,156	11,582	11,921	12,095	11,927	11,568	11,505
Total ..	46,042	46,132	47,512	50,168	50,742	50,310	52,663
% Premature live births of total live births .. ..	6.9	6.9	6.8	7.0	6.8	6.7	6.7

Further details of premature births notified during 1960 are set out below, with the 1959 figures for comparison.

1. Number of Premature Live Births notified :	1959	1960
(a) In hospital .. .. .	271	373
(b) At home .. .. .	90	92
(c) In private nursing homes .. .. .	28	28
Total .. .. .	389	393
2. Number of Premature Stillbirths notified :		
(a) In hospital .. .. .	63	50
(b) At home .. .. .	13	6
(c) In private nursing homes .. .. .	1	3
Total .. .. .	77	59

Weight at birth (1)	PREMATURE LIVE BIRTHS												PREMATURE STILLBIRTHS					
	†Born in Hospital			Born at home and nursed entirely at home			Born at home and transferred to hospital on or before 28th day			Born in nursing home and nursed entirely there			Born in nursing home and transferred to hospital on or before 28th day			Born in hospital (17)	Born at home (18)	Born in nursing home (19)
	Total (2)	Died within 24 hrs. of birth (3)	Survived 28 days (4)	Total (5)	Died within 24 hrs. of birth (6)	Survived 28 days (7)	Total (8)	Died within 24 hrs. of birth (9)	Survived 28 days (10)	Total (11)	Died within 24 hrs. of birth (12)	Survived 28 days (13)	Total (14)	Died within 24 hrs. of birth (15)	Survived 28 days (16)			
(a) 3 lb. 4 oz. or less (1,500 gms. or less)	48	18	21	2	-	1	2	1	1	1	-	1	-	-	-	28	4	-
(b) Over 3 lb. 4 oz. up to and including 4 lb. 6 oz. (1,500-2,000 gms.)	53	6	47	6	-	5	10	-	4	4	-	4	1	-	1	9	1	2
(c) Over 4 lb. 6 oz. up to and including 4 lb. 15 oz. (2,000-2,250 gms.)	51	3	47	11	-	11	1	-	10	10	-	10	-	-	-	8	-	-
(d) Over 4 lb. 15 oz. up to and including 5 lb. 8 oz. (2,250-2,500 gms.)	121	5	113	55	-	55	5	-	4	11	1	10	1	-	1	5	1	1
Totals ..	273	32	228	74	-	72	18	1	16	26	1	25	2	-	2	50	6	3

†The group under this heading will include cases which may be born in one hospital and transferred to another



## The Care of Illegitimate Children

The Leicester Diocesan Moral Welfare Association arranges visits to cases in difficulty. An annual grant is made to the Association for its services in connection with unmarried mothers and their children.

The following table shows the number of illegitimate live births which have occurred during the past 20 years.

Year	Total live births	Illegitimate live births	Illegitimacy percentage of total live births
1941 ..	5,299	198	4.12
1942 ..	5,508	240	4.36
1943 ..	6,102	320	5.24
1944 ..	6,536	385	5.89
1945 ..	5,783	532	9.20
1946 ..	6,563	383	5.84
1947 ..	6,948	324	4.66
1948 ..	6,363	297	4.66
1949 ..	5,936	226	3.81
1950 ..	5,624	209	3.71
1951 ..	5,567	198	3.56
1952 ..	5,463	213	3.90
1953 ..	5,422	188	3.46
1954 ..	5,145	169	3.28
1955 ..	5,297	168	3.17
1956 ..	5,611	173	3.07
1957 ..	6,155	184	2.99
1958 ..	6,371	193	3.03
1959 ..	6,787	183	2.70
1960 ..	7,076	235	3.32

## Unmarried Mothers and their Children

The Health Visitors undertake the supervision of unmarried mothers and their children. The Superintendent Health Visitor, if necessary, makes arrangements for the confinement, domiciliary or institutional, or secures admission to a special home for such cases. An agreement is in force with the St. Saviour's Diocesan Maternity Home at Kingsthorpe, Northampton, for the admission of unmarried expectant mothers. During their stay at the homes which is usually from a few weeks before the confinement to three months, afterwards, training is given in domestic work and child welfare. Cases requiring special attention, which are unsuitable for this home are sent to other selected homes which cater for certain difficulties.

During the year 34 unmarried mothers were sent to the following homes :

St. Saviour's Home, Northampton .. .. .	23
Borrowash House, Borrowash, Derby .. .. .	2
The Quarry, Lincoln .. .. .	3
St. Martin's House, Hereford .. .. .	1
St. Mary's Home, London .. .. .	2
Heworth Moor House Mother & Baby Home, York .. .. .	1
St. Bridget's House, Chester .. .. .	1
Haygarth Witts Memorial Home, London .. .. .	1
	—
	34
	—

### Eye Treatment

Children of pre-school age who are found to require eye treatment are referred to the School Medical Department ; prescriptions being dealt with by arrangement with the Sheffield Regional Hospital Board.

### Day Nurseries

The attendances of the two day nurseries in the County, at Hinckley and Loughborough, and the number of welfare cases in attendance, have been reviewed from time to time and have remained at a satisfactory level.

	Hinckley	Loughborough	Totals
<b>Number of approved places :</b>			
0-2 years .. .. .	15	15	30
2-5 years .. .. .	25	35	60
<b>Number of children on register, 31st December, 1960 :</b>			
0-2 years .. .. .	15	21	36
2-5 years .. .. .	26	32	58
<b>Average daily attendances</b>			
0-2 years .. .. .	11	11	22
2-5 years .. .. .	21	29	50

### Maternity Outfits

During the year, 3,601 outfits, together with a bottle of suitable antiseptic, were issued by the department.

### Birth Control

The arrangements for referring suitable cases to the City Birth Control Clinics continued during the year, when 34 cases were so referred.



## Deafness in Young Children

The special clinic for young deaf children deals with children who are referred by their own doctors or picked up by routine testing at infant welfare centres. Some indication of the work undertaken by the Clinic Consultant and the two specially trained health visitors, is given in the following table :

Number of clinics held .. .. .	50
Number of children attended .. .. .	76
Total number of attendances .. .. .	160

### Results of new cases :

Not deaf .. .. .	15
Continued guidance .. .. .	8
Awaiting final diagnosis .. .. .	1
Admitted to special schools .. .. .	2

### Screening at Infant Welfare Centres :

Number of sessions .. .. .	27
Number of children passed screening .. .. .	377
Number of children failed screening .. .. .	9

### Visits by Clinic Consultant

Number of visits .. .. .	3
Number of children seen .. .. .	11

### Results of examinations :

Recommended for a residential school .. .. .	3
Recommended for Hearing Aids .. .. .	3

We are fortunate in the help we receive from Sir Alexander Ewing, whose visits are a great stimulus to those working in the clinic. The co-operation of Mr. J. T. M. C. Jenkins is also much appreciated.

## Welfare Foods

There are now 146 distribution centres in the county, of which 65 are at infant welfare centres, and the remainder at post offices, private homes, shops, etc. The centres at the larger towns are staffed by members of the Women's Voluntary Service and it is usually this organisation which is instrumental in providing the distributor when there is a need to open a new centre in some particular part of the county.

The following table shows the issues of national welfare foods during the last five years :

		Dried Milk tins	Orange Juice bottles	Cod Liver Oil bottles	Vitamin A & D Tablets packets
1956	..	147,362	265,468	42,454	18,899
1957	..	116,909	280,859	37,294	19,403
1958	..	94,264	198,048	26,467	20,823
1959	..	88,374	213,240	25,520	23,005
1960	..	78,114	206,492	25,274	25,126

Year	Number of children seen	Number of children seen	Number of children seen
1956	51	51	51
1957	48	48	48
1958	45	45	45
1959	42	42	42
1960	39	39	39
Average daily output	11	11	11
1956-1960	12	12	12

## Maternity Outfits

During the year, 1,501 outfits, together with a bottle of suitable antiseptic were issued by the department.

## Birth Control

The arrangements for referring suitable cases to the City Birth Control Clinic continued during the year, when 34 cases were so referred.



## SECTION 23

### Midwifery

This service is administered in the main by the Leicestershire County Nursing Association, acting as agents of the County Council. Only in certain urban areas does the County Council employ a small number of whole-time midwives.

#### Number of Midwives Practising

A total of 159 midwives gave notice of their intention to practice during 1960, of which 108 were domiciliary and 51 institutional midwives. The County Council employed 13 whole-time midwives, 87 were employed by the County Nursing Association, 8 in private practice and the 51 institutional midwives were in hospitals in the National Health Service.

#### Number of cases attended

Details of the cases attended in the County by domiciliary and institutional midwives during 1960 are given in the following tables. 2,422 cases were delivered in institutions but were discharged before the fourteenth day and thus came under the care of the domiciliary midwives.

NUMBER OF DELIVERIES ATTENDED BY MIDWIVES IN THE AREA DURING THE YEAR						
	Domiciliary Cases					
	Doctor not booked		Doctor booked		Totals	Cases in Institutions
	Doctor present at time of delivery of child (2)	Doctor not present at time of delivery of child (3)	Doctor present at time of delivery of child (either the booked Doctor or another) (4)	Doctor not present at time of delivery of child (5)		
(1)					(6)	(7)
(a) Midwives employed by the Authority ..	1	8	52	617	678	—
(b) Midwives employed by Voluntary Organisations : (i) Under arrangements with the Local Health Authority in pursuance of Section 23 of the National Health Service Act, 1946 ..	8	39	360	1,883	2,290	—
(ii) Otherwise (including Hospitals not transferred to the Minister under the National Health Service Act) ..	—	—	—	—	—	—
(c) Midwives employed by Hospital Management Committees or Boards of Governors under the National Health Service Act ..	—	—	—	—	—	1,314
(d) Midwives in Private Practice (including Midwives employed in Nursing Homes) ..	2	6	4	7	19	719
Totals ..	11	53	416	2,507	2,987	2,033



### Administration of Analgesics

Details of cases in which inhalational analgesics or pethidine were administered by domiciliary midwives during the year are given in the following table :

	Number of domiciliary midwives practising in the area at end of year who were qualified to administer inhalation analgesics in accordance with the requirements of the Central Midwives Board (2)	Number of sets of apparatus for the administration of analgesics in use at end of year		Number of cases in which inhalational analgesics were administered by midwives in domiciliary practice during the year :			Number of cases in which pethidine was administered by midwives in domiciliary practice during the year :		
		Gas and air (3)	"Tri-lene" (4)	When doctor was present at time of delivery of child		When doctor was not present at time of delivery of child	When doctor was present at time of delivery of child	When doctor was not present at time of delivery of child	
				Gas and air (5)	"Tri-lene" (6)				Gas and air (7)
(1)									
(a) Domiciliary Midwives employed directly by the Local Health Authority .. .. .	13	13	-	(27) 37	(2)† 2	(237) 515	-	(2)† (27) 31	(237) 260
(b) Domiciliary Midwives employed under Section 23 by voluntary organisations as agents of Local Health Authority .. .. .	87	87	-	(172) 294	(6)† 6	(708) 1,521	-	(6)† (172) 195	(708) 822
(c) Domiciliary Midwives employed under Section 23 by hospital authorities as agents of Local Health Authority .. .. .	-	-	-	-	-	-	-	-	-
(d) Domiciliary Midwives in private practice or employed by organisations not acting as agents of Local Health Authority .. .. .	2	-	-	1	3	(1)	1	1	(1) 4
Totals .. .. .	102	100	-	332	11	2,037	1	227	1,086

\* Figures in brackets are *included* and are the number of cases in which Pethidine was administered in addition to Gas and Air.

† Figures in brackets are *included* and are the number of cases in which Trilene was administered in addition to Pethidine.

## Confinements in Institutions, 1960

### I. Confinements occurring in institutions in the county :

Institution	County	Non-County	Total
	Cases	Cases	Cases
Ashby and District Hospital .. ..	284	77	361
Kirby Muxloe, Roundhill Nursing Home	485	72	557
Loughborough General Hospital ..	250	5	255
Loughborough Radmoor Nursing Home	156	6	162
Lutterworth Cottage Hospital ..	70	1	71
Market Harborough and District Hospital	154	83	237
Market Harborough St. Luke's Hospital	-	-	-
Melton Mowbray St. Mary's Hospital ..	364	26	390
Totals .. ..	1,763	270	2,033

### 2. Confinements of county cases occurring in institutions outside the county :

Institution	Cases
Leicester General Hospital .. ..	476
Leicester Royal Infirmary .. ..	53
Leicester Royal Infirmary Maternity Hospital	859
Leicester, St. Francis Private Hospital ..	185
Leicester, Stoneygate Nursing Home ..	1
Leicester, Westcotes Maternity Home ..	171
Birmingham, Queen Elizabeth Hospital ..	1
Birmingham, St. Chad's Hospital ..	1
Birmingham, Selly Oak Hospital ..	1
Bradford, Mornington Nursing Home ..	1
Burton-on-Trent General Hospital ..	29
Burton-on-Trent, Andressey Hospital ..	49
Coventry, Gulson Hospital .. ..	1
Derby City Hospital .. ..	38
Derby, Nightingale Maternity Home ..	7
Derby, Queen Mary Maternity Home ..	8
Grantham, Hill View Hospital .. ..	12
Harborough Magna, St. Mary's Hospital ..	51
Harrogate and District Hospital .. ..	1
Huntingdonshire, 10th Tactical U.S.A.F. Hospital, Moleworth	42
Kettering, St. Mary's Hospital .. ..	5
Lincoln, Quarry Maternity Home .. ..	2
Lincoln, Grantham and Kesteven General Hospital ..	11
Lincolnshire, R.A.F. Hospital, Nocton Hall ..	1
Lichfield, St. Michael's Hospital .. ..	1
London Hospital .. ..	1
London, Beverley Nursing Home, Edgware ..	1
London, King's College Hospital .. ..	2
London, Middlesex Hospital .. ..	1
London, University College Hospital .. ..	1
Middlesex, Hillingdon Hospital .. ..	1



Institution— <i>continued</i>	Cases
Northampton, Barratt Maternity Home .. .. .	4
Northampton General Hospital .. .. .	4
Northampton, St. Saviours .. .. .	3
Nottingham Hospital for Women .. .. .	61
Nottingham, Firs Maternity Hospital .. .. .	1
Nottingham, Highbury Hospital .. .. .	5
Nottingham, St. Mary's Nursing Home .. .. .	6
Nuncaton, George Eliot Hospital .. .. .	249
Oakham Memorial Hospital .. .. .	23
Oxford, Nuffield Maternity Home .. .. .	1
Rugby, Hospital of St. Cross .. .. .	1
Shardlow, The Grove .. .. .	20
Urmston Cottage Hospital .. .. .	1
Walsall, Manor Hospital .. .. .	1
West Suffolk, U.S.A.F., Mildenhall .. .. .	2
Wiltshire, 7505th U.S.A. Hospital, Burderop Park, Wroughton .. .. .	7
Winchester, The Haven, Yateley .. .. .	1
	2,404

During the year a total of 7,156 confinements occurred to Leicestershire patients, 4,167 in institutions, whether in Leicestershire or not, and 2,989 were domiciliary confinements. The percentages of these confinements were 58.23% for institutional and 41.77% for domiciliary confinements.

### Notifications received from Midwives

During the year notifications were received from midwives practising in the county as follows :

Requests for medical aid .. .. .	507
Liability of a midwife to be a source of infection .. .. .	62
Midwife having 'laid out the dead' .. .. .	14
Death of mother or child : mother .. .. .	1
child .. .. .	3
The occurrence of a stillbirth .. .. .	31
The commencement of artificial feeding .. .. .	301

### Inspection of Midwives

Inspection of midwives and also the general nurses is carried out by officers on the staff of the County Nursing Association. During the year a total of 241 routine inspections were made of general nurses and 281 of midwives (this figure includes County Council, Independent and Hospital midwives).

### Transport for Midwives

At the end of 1960 a total of 131 cars were in use, 76 being supplied by the County Council.

	County Council Cars	County Nursing Association Cars	Private Cars
County Council Midwives ..	3	-	7
C.N.A. Administration Staff ..	-	1	3
Nurse/Midwives and Nurses ..	66	-	44
Spare Cars .. .. .	7	-	-
Totals .. .. .	76	1	54

### Post-Graduate Courses

During the year two midwives employed directly by the County Council, and 16 midwives employed by the County Nursing Association attended refresher courses.

### Houses for District Nurses and Midwives

The following is a summary of the housing situation :

Houses owned by the County Council (including flats) ..	12
Houses owned by County Nursing Association .. ..	10
Houses owned by District Nursing Associations .. ..	7
Houses owned by nurse/midwives .. .. .	21
Council houses rented to County Nursing Association or County Council .. .. .	6
Council houses rented direct to nurse/midwives .. ..	29
Other houses rented to County Nursing Association or District Nursing Associations .. .. .	5
Privately-owned houses rented to nurses .. .. .	19
Furnished rooms, etc. .. .. .	2
Total ..	111



## SECTION 24

### Health Visiting

The Health Visiting Staff made a total of 135,993 visits of all descriptions during 1960. This does not include attendances at Welfare Centres and Clinics. Fuller details of the visits are given below :

Children under 1 year of age :

First visits	..	..	..	8,642	
Subsequent visits	..	..	..	37,117	
Total visits	..	..	..	..	45,759

Children age 1 and under 2 years :

Total visits	..	..	..		22,208
--------------	----	----	----	--	--------

Children age 2 but under 5 years :

Total visits	..	..	..		44,881
--------------	----	----	----	--	--------

Number of children under 5 years visited during the year

..	..	..	..		29,168
----	----	----	----	--	--------

Expectant mothers :

First visits	..	..	..	1,674	
Subsequent visits	..	..	..	1,437	
Total visits	..	..	..	..	3,111

Tuberculous households :

Number of households visited	..	..	..		951
------------------------------	----	----	----	--	-----

Visits re :

Stillbirths	..	..	..		98
Illegitimate children	..	..	..	..	833
Premature infants	..	..	..	..	2,552
Post-natal cases	..	..	..	..	1,239
Maternity cases for admission to hospital	..	..	..	..	1,734
Chronic sick cases	..	..	..	..	1,240
Immunisation and Vaccination	..	..	..	..	2,321
B.C.G. Vaccination	..	..	..	..	1,989
Tuberculosis	..	..	..	..	3,244
Diabetic cases	..	..	..	..	1,274
Miscellaneous	..	..	..	..	3,510

Total number of households visited	..	..	..		25,763
------------------------------------	----	----	----	--	--------

Attendances at :

Infant Welfare Centres	..	..	..		2,364
Ante-natal Clinics	..	..	..	..	203
Post-natal Clinics	..	..	..	..	4
Chest Clinics	..	..	..	..	685
Diabetic Clinics	..	..	..	..	97
Deaf Clinic	..	..	..	..	80

## Staff Establishment

During the year the authorised establishment was increased by six and was then as follows :

- 1 Superintendent Health Visitor
- 1 Deputy Superintendent Health Visitor
- 1 Health Visitor for Health Education
- 1 Health Visitor for the Care of Diabetics
- 50 Health Visitors

## Training of Health Visitors

During the year one student completed the training course and was appointed to the staff as a qualified health visitor, and three students commenced training.

## Courses

Five members of the health visiting staff attended Post-Graduate Courses in London.

## Investigation of applications for admission to maternity accommodation

The following table shows the numbers of such investigations, etc., during the past five years.

	1956	1957	1958	1959	1960
Investigations carried out ..	1,038	1,240	1,212	1,267	1,285
Recommended for admission ..	884	988	964	1,008	1,050
Not recommended for admission ..	154	252	248	259	235

## Investigation of applications for Chronic Sick accommodation

A total of 744 cases were investigated during the year, an increase of 95 over the previous year.

The Health Visitors duties do not cease with the submission of the appropriate forms to the hospital authorities, as they continue visits in any cases where such help is advisable.



## The Work of the Health Visitor

The health visitors continue to find greater calls on their services as time goes on. Though the babies of today all seem so fit and well, the young mothers have many questions to ask and points they wish to discuss.

The general practitioners seem to be more aware of the health visitors too, and many are the requests for visits to be made to all types of families for a variety of reasons. This liaison between the doctors and health visitors continues to grow.

The link with the hospitals is good, and reports of home conditions received from the health visitors are felt to be valuable to consulting pediatricians, etc.

The elderly continue to receive a large share of the health visitor's time ; their needs and their number increase yearly.

The growing demand for sex education in schools—more fully dealt with under "Health Education", is met in part by selected health visitors who are willing and able to do this.

In the areas where a mother's club is functioning, the health visitors are present in an advisory capacity.

## SECTION 25 Home Nursing

The following tables give details of Home Nursing staff and work carried out by them during 1960. All the nurses are employees of the Leicestershire County Nursing Association acting as agents on behalf of the County Council.

	Administrative and Supervisory Nursing Staff			State Registered Nurses (S.R.N., R.S.C.N., and R.F.N.)			Enrolled Assistant Nurses			Student Home Nurses		
	Whole-time (2)	Part-time (3)	Equiv. Whole-time of (3) (4)	Whole-time* (5)	Part-time* (6)	Equiv. Whole-time of (6)* (7)	Whole-time* (8)	Part-time* (9)	Equiv. Whole-time of (9)* (10)	Whole-time* (11)	Part-time* (12)	Equiv. Whole-time of (12)* (13)
(1)												
(a) L.H.A.	—	—	—	—	—	—	—	—	—	—	—	—
(b) Vol. Org.	—	3	1 $\frac{7}{8}$	23	56	35	—	29	18 $\frac{1}{2}$	—	—	—
				4	—	—	—	—	—	—	—	—

\*Male nurses are included and also shown separately in the boxes



(1)	(2)	(3)	(4)	(5)	(6)	(7)	(8)	(9)	(10)	(11)
	Medical	Surgical	Infectious Diseases	Tuber- culosis	Maternal Compli- cations	Others	Totals	Patients included in (2)-(7) who were 65 or over at the time of the first visit during the year	Children included in (2)-(7) who were under 5 at the time of the first visit during the year	Patients included in (2)-(7) who have had more than 24 visits during the year
Number of cases attended by Home Nurses during the year: (a) L.H.A. ..	—	—	—	—	—	—	—	—	—	—
(b) Vol. Org. under arrangements with the Authority ..	4,841	2,038	—	58	58	—	6,995	3,253	365	1,494
Number of visits paid by Home Nurses during the year: (c) L.H.A. ..	—	—	—	—	—	—	—	—	—	—
(d) Vol. Org. under arrangements with the Authority ..	114,659	28,565	—	2,108	587	—	145,919	89,250	2,976	103,529

## SECTION 26

# Vaccination against Smallpox and Poliomyelitis and Immunisation against Diphtheria and Whooping Cough

### Vaccination against Smallpox

The following table gives details of vaccinations carried out by general practitioners who have submitted certificates to this department :

Age at 31st December, 1960 i.e. born in the year	Under 1	1—	2 to 4	5 to 14	15 or over	Total
	1960	1959	1956-58	1946-55	Before 1946	
Number vaccinated ..	1,719	1,022	200	173	327	3,441
Number re-vaccinated..	—	—	9	62	478	549

The number of newly-born children vaccinated during 1960 shows an increase of 221 over the previous year and the percentage of these children vaccinated is 24.4%.

### Poliomyelitis Vaccination

In February 1960 the scheme was extended to include the 25-40 age group. It will be remembered that in 1959 there was a substantial and sudden demand for immunisation of the 15-25 age group : it is interesting and satisfying to note that of those people receiving two injections in 1959, a substantial proportion attended for the third injection in 1960.

This scheme has involved considerable work for the administrative and medical staff of the County Council, and our colleagues in general practice.



The following table shows the number of persons receiving two injections during the year.

1960 Months	Children born 1943-1960	Persons born 1933-1942	Persons born 1933-1920	Other Priority Groups
January—March ..	1,706	890	1,035	27
April—June ..	2,216	1,172	7,737	96
July—September ..	1,733	662	3,547	43
October—December ..	1,660	507	1,801	27
Totals ..	7,315	3,231	14,120	193

In addition 39,755 third (booster) injections were given.

### Vaccination against Whooping Cough

During 1960, 5,709 children completed a primary course (normally three injections of pertussis vaccine (singly or in combination), 5,276 of these being under the age of five years.

## Immunisation against Diphtheria

The following statistics are based on certificates forwarded to the department by general practitioners who have carried out the immunisation of the children. The Immunity Index, i.e. the number of children immunised (primary or booster) during the past five years expressed as a percentage of the total estimated mid-year child population, now stands at 74.35% for children between the ages of one year and four years, and at 26.99% for children under one year. The corresponding figures for the year 1959 were 71.93%, and 22.59% respectively. Once again there has been no case of diphtheria during the year, the last confirmed notification being in 1950.

### Number of children at 31st December, 1960, who had completed a course of immunisation since 1st January, 1946

Age on 31st December, 1960 (i.e. born in year)	Under 1 1960	1-4 1956-1959	5-9 1951-1955	10-14 1946-1950	Under 15 Total
No. of children whose last course (primary or booster) was completed in the period 1956-1960.. ..	1,798	18,021	15,294	1,133	36,246
No. of children whose last course (primary or booster) was completed in the period 1955 or earlier ..	—	—	4,314	21,437	25,751
Estimated mid-year child population 1960	6,660	24,240	61,900		92,800



Number of children who were immunised during the period 1st January to 31st December, 1960

Age at 31st December, 1960, (Born in year)	Under 1	1	2	3	4	5	6	7	8	9	10	11	12	13	14	Totals
	1960	1959	1958	1957	1956	1955	1954	1953	1952	1951	1950	1949	1948	1947	1946	
Primary Immunisations	1,798	3,356	449	182	115	110	71	62	48	46	31	38	21	32	21	6,380
Booster Injections	—	—	12	19	726	2,239	438	179	92	76	74	41	46	34	13	3,989

## SECTION 27

### Ambulance Service

The major event in 1960 was the opening in September of the new Station at Coalville, which includes the Home Help Area Office and Washing Centre. A photograph of the Station is included in the Report and it will be seen that the County Architect has produced a building which is most pleasing to the eye while experience has proved that it is well designed for its purpose.

When the service was set up in the present form as a result of the National Health Service Act, premises had to be found quickly which could be adapted to enable us to carry out our new responsibilities. Inevitably they varied in convenience, comfort and efficiency, and it is to be hoped that in the future we may be able to provide all our areas with buildings worthy of the service and the County Council.

The numbers of staff and vehicles in use by the ambulance service at the end of the year are as follows:

Ambulances (2-4 Stretchers) ..	..	..	27
Dual-Purpose Vehicles (1 Stretcher) ..	..	..	18
Sitting Case Cars ..	..	..	5
Service Van ..	..	..	1
			—
Total ..	..	..	51
			—
Station Officers ..	..	..	7
Head Drivers ..	..	..	5
Driver/Attendants ..	..	..	70
Clerk/Telephonists ..	..	..	3
Female Attendants ..	..	..	6
Female Attendants (part-time) ..	..	..	4
Mechanics ..	..	..	5
			—
Total ..	..	..	100
			—

The figures for the year show that the ambulance service carried 134,664 patients a total of 1,045,685 miles as follows :

		Patients carried	Miles travelled
National Health Service ..	..	106,348	967,468
Other Services ..	..	28,316	78,217
		—	—
		134,664	1,045,685
		—	—



Station	Patients carried					Miles travelled				
	Year 1956	Year 1957	Year 1958	Year 1959	Year 1960	Year 1956	Year 1957	Year 1958	Year 1959	Year 1960
	5 Ireton Road, LEICESTER ..	29,147	31,435	34,462	35,130	35,774	247,869	265,212	275,985	279,527
Avenue Road, LEICESTER ..	16,660	16,892	17,421	18,898	21,046	133,238	130,377	129,078	142,989	152,335
Avenue Road, COALVILLE ..	20,298	21,640	24,993	24,819	28,430	145,781	151,054	160,486	165,080	175,968
Elizabeth Road, HINCKLEY ..	11,252	11,478	12,765	13,162	13,663	81,590	79,378	88,291	90,310	103,105
Forest Road, LOUGHBOROUGH ..	16,461	15,284	14,756	14,151	15,734	111,504	105,312	109,123	113,473	114,780
Leicester Road, LUTTERWORTH ..	4,177	4,122	3,945	4,661	5,312	40,946	39,800	40,485	42,096	47,693
St. Luke's, MARKET HARBOROUGH	7,275	6,142	6,740	5,513	6,669	68,284	62,798	66,328	62,011	68,442
War Memorial Hospital, MELTON MOWBRAY ..	7,540	7,168	7,468	6,732	8,036	85,755	85,501	83,961	82,247	88,182
Totals ..	112,808	114,161	122,550	123,066	134,664	914,967	919,432	953,737	977,733	1,045,685



## SECTION 28

### Prevention of Illness, Care and After-Care

#### After-Care of Patients Discharged from Hospital

Patients discharged from hospital who are in need of nursing care in some form or other are looked after by the Home Nursing Staff of the Leicestershire County Nursing Association. When no nursing care is required a health visitor can usually deal with the case.

#### Convalescent Home Treatment

The number of persons who were sent to convalescent homes increased from 82 in 1959 to 100 in 1960.

The 100 cases were sent to the following homes :

Hunstanton Convalescent Home .. .. .	15
Roecliffe Manor Convalescent Home .. .. .	26
"Greystones" County Home, Boscombe .. .. .	5
Sheringham House Convalescent Home .. .. .	33
Winterton House, Wendover .. .. .	3
Overstrand Hall Convalescent Home .. .. .	10
"Leconfield", Bonchurch, Isle of Wight .. .. .	1
Cooper Memorial Convalescent Home for Children, Woodhouse Eaves .. .. .	2
"The House Beautiful", Bournemouth .. .. .	1
Ormerod Home for Children, St. Anne's-on-Sea .. .. .	1
Hearts of Oak Benefit Society Home, Broadstairs .. .. .	1
"Beechways", Southport .. .. .	1
Chest and Heart Association Home, Broadstairs .. .. .	1
	<hr/>
	100
	<hr/>

#### Diabetics

During 1960 the Health Visitor for the Care of Diabetics made 1274 visits to such patients and also made 97 attendances to the diabetic clinic held at the Leicester Royal Infirmary.

#### Health Education

One of the most disturbing features of medical statistics at the present time is the steady and remorseless increase in the deaths from cancer of the lung in men. In my own days as a medical student a case was something of a rarity, but now we find in this county an increase in deaths in males from 97 in 1956 to 125 in 1960. There may well be several factors involved in this increase, but the evidence points very convincingly to the prominent part played by tobacco, especially in the form of cigarettes. It seems impossible, however, to counter the incessant and skilful advertisement, together with the addiction to the drug, and no form of propaganda so far attempted seems to be effective.

The direct health education talks at the Infant Welfare Centres have had to be discontinued owing to lack of staff and the increased demand for talks at the Relaxation and Exercise Clinics for Expectant Mothers. There are now five sessions for expectant mothers, at each of which a series of eight talks is given, some illustrated by films, filmstrips, or flannelgraphs, We are grateful



to have the services of midwives to give the talk on "The use of the Gas and Air Apparatus" at some of these clinics.

The mother's clubs are still fulfilling a need, and a third club was opened at Hinckley in September, meeting once a month. Membership of these clubs is more than maintained, and great keenness is shown at each meeting.

The home safety campaign of R.O.S.P.A. has again been followed throughout the year, with the appropriate propaganda in the form of leaflets, posters, etc.

The request for talks on sex education in schools grows each year and much more time could be spent on this subject if staff was available. So far these talks have been given to girls only and incorporated in a series entitled "Preparation for Marriage". They appear to have been much appreciated by those receiving them.

Again voluntary organisations have invited speakers on a variety of health topics and these requests have been met.

During 1960, 39 Infant Welfare Centres and four Ante-Natal Clinics were visited as follows :

<b>Infant Welfare Centres :</b>	<b>Ante-Natal Clinics :</b>
30 centres received 1 visit	1 clinic received 40 visits
9 centres received 2 visits	1 clinic received 72 visits
	1 clinic received 34 visits
	1 clinic received 39 visits

Visits paid and the numbers present at all clinics, centres and meetings of organisations where health education talks were given are as below :

	Visits		Audiences	
	1959	1960	1959	1960
Infant Welfare Centres .. .. .	143	48	2,127	722
Ante-Natal Clinics .. .. .	180	185	2,078	2,672
Adult Schools .. .. .	-	3	-	31
Women's Institutes .. .. .	8	6	234	151
Parent-Teachers' Association ..	1	1	40	14
Health Visitor Students .. .. .	4	4	18	16
Young Wives' Groups .. .. .	10	8	248	142
Schools .. .. .	9	10	210	820
Women's Groups .. .. .	13	4	245	82
Mothers' Union .. .. .	5	-	124	-
Home Help Courses .. .. .	19	12	319	179
Townswomen's Guilds .. .. .	1	2	23	100
Youth Fellowships .. .. .	1	-	35	-
Mothers' Clubs .. .. .	25	38	870	1,084
Miscellaneous Groups .. .. .	1	2	25	160
Old People's Clubs .. .. .	2	18	80	690
<b>Totals</b>	<b>422</b>	<b>341</b>	<b>6,676</b>	<b>6,863</b>

It must be pointed out that the above figures do not include talks that are given from time to time by other members of the staff of the department.



## Tuberculosis

Details of sessions held at Chest Clinics held in the county are given below:

Hinckley	..	Hinckley and District Hospital	Mondays 10 a.m. and 2 p.m. Thursdays 10 a.m.
Leicester	..	194 London Road	.. Mondays 9.30 a.m. Tuesdays 9.30 a.m. and 2 p.m. Wednesdays 2 p.m. Thursdays 9.30 a.m. and 2 p.m. Fridays 9.30 a.m.
Loughborough	..	Loughborough General Hospital	Mondays 9.30 a.m. Tuesdays 9.30 a.m. and 2 p.m. Thursdays 9.30 a.m.
Markfield	..	The Hospital	.. Wednesdays 2 p.m. Fridays 9.30 a.m.
Melton Mowbray		War Memorial Hospital	Tuesdays 10 a.m. and 2 p.m.

The following is the Joint Report of the County Medical Officer and the Consultant Chest Physician.

	Year 1960	Year 1959	Year 1950	Average for ten years 1950 to 1959
Respiratory tuberculosis :				
Notifications .. .. .	99	92	216	174
Deaths .. .. .	20	18	87	48
Death-rate .. .. .	0.05	0.05	0.25	0.14
Non-respiratory tuberculosis :				
Notifications .. .. .	24	31	47	45
Deaths .. .. .	2	5	11	8
Death-rate .. .. .	0.005	0.01	0.03	0.02
Total for both respiratory and non-respiratory tuberculosis :				
Notifications .. .. .	123	123	263	219
Deaths .. .. .	22	23	98	56

The past year has seen little alteration in the number of notifications of cases of tuberculosis or in the deaths from tuberculosis. The year as a whole was very satisfactory and is almost identical with 1959, the number of notifications of respiratory tuberculosis being 99 as against 92 for 1959, and the notifications of non-respiratory tuberculosis being 24 as compared with 31. The grand total of notifications of both respiratory and non-respiratory tuberculosis is exactly the same—namely, 123 cases for both years.

The deaths from respiratory tuberculosis were 20 as compared with 18, and the deaths from non-respiratory tuberculosis were two as compared with five, the total deaths being 22 as compared with 23. This 'stand-still' phase of tuberculosis is what is to be expected when one has reached such low figures and it should, at the same time, ensure that people do not become complacent about the situation, as it still represents a considerable problem in medicine.



A recent report has suggested that there are probably in England and Wales 75,000 unrecognized cases of active pulmonary tuberculosis. Looking at the table above the position ten years ago can be seen instantly : the deaths now are a quarter of what they were in 1950 and notifications are less than half. There is nothing in particular on which to comment in the deaths that occurred in 1960. Of the 20 cases of respiratory tuberculosis, 10 were men and 10 were women, and the youngest person to die was aged 36. 4 deaths from respiratory tuberculosis were not previously notified : in two cases the disease was only diagnosed on post mortem in people over the age of 75. In the remaining two the association of tuberculosis with the death was extremely doubtful in one case, the patient dying from a cerebral abscess attributed to post-tuberculous bronchiectasis. The fourth death was in a person who was thought to have carcinoma of the lung but post mortem showed that tuberculosis was, in fact, present.

We have continued to investigate the question of drug resistant cases in this area and we have now, we think, a much more accurate register of these cases than in the first year, as we have made a special effort in the examination of sputa or laryngeal swabs from all our old patients, and the present position is as follows :

The total number of drug resistant cases in Leicestershire on 31.12.60 was 36, of which 28 were men and 8 were women. On 31.12.59. the numbers were 28, of which 21 were men and 7 were women. The number of highly resistant cases has risen very little, being 11 instead of 9, and the actual increase in our total number is largely due to the fact that some cases who were found resistant in 1960 were probably also resistant in 1959, but during that period no satisfactory specimen could be obtained for culture. The problem of resistance, therefore, is one which must cause us worry, but I don't think we need be unduly depressed about it as newer drugs are in the process of trial for the treatment of these resistant cases and there is reason to hope we shall meet with some success with them.

Once again we wish to pay tribute to the great help we have received from the Public Health Laboratory in this problem.

At the beginning of 1960 the total number on the Clinic register, respiratory and non-respiratory, was 1,885. During the year 122 new cases were diagnosed and 76 were transferred in. During the same period 321 cases were removed from the register as cured, 23 died, 32 left the area and 7 were removed for various other reasons. The number remaining on the register at December 1960 was 1,701, the net reduction on the year being 184 or 9.8%.

### **Chest Clinic Service**

There is nothing further to report in the development of the Chest Clinic Service in the area. A large development plan for the hospitals as a whole in Leicester has been announced and it is hoped this plan will include the amalgamation of the City and County Chest Clinics in the grounds of the



Leicester Royal Infirmary. As usual, we would like to pay tribute to the District Nurses who have helped us in the treatment of 58 of our cases, 36 of whom received injections of Streptomycin.

### Mass Radiography Unit

During the past year the number of persons X-rayed by Mass Radiography in the County was 18,410 and from this number 25 new cases of pulmonary tuberculosis were found, giving a rate of 1.36 per 1,000.

### Home Help Department

During the past year we have had the assistance of a Home Help in 12 households, showing that no longer are seriously ill patients a problem at home. Patients on discharge from hospital are able to return to full activity almost immediately. It is interesting to see that five years ago Home Helps were required in 64 households, and if our demands on the Home Help Service are now quite minimal nothing could repay the debt we owe them for their tremendous help in the early days.

### Prevention, Care and After Care

The total number of new notifications, both respiratory and non-respiratory was 123, and from these 1,058 contacts were examined for the first time, 16 of whom were found to be suffering from tuberculosis. All contacts under the age of 30 were tuberculin tested and 654 were vaccinated with B.C.G. The scheme for the X-raying of primiparae was continued and 1,169 were X-rayed, one of whom was found to have active pulmonary tuberculosis.



### B.C.G.—School Leavers

The scheme for B.C.G. vaccination of school leavers was continued in 1960, and the figures are given in the table below. It is difficult to compare numbers of children vaccinated or offered vaccination by calendar years, as the school year (September to July) is more appropriate.

It is most satisfactory to see the proportion of children whose parents gave consent to this procedure, while the steady drop in the proportion of those positive to the tuberculin test is also a sign of the diminished prevalence of this disease.

Year	Total Number of School Leavers offered Vaccination	Number of consents given	Number given Tuberculin Test	Number Positive	Number Negative	Number Vaccinated
1956	4,747	2,842 (59%)	2,689	1,026 (38%)	1,559 (59%)	1,453
1957	4,382	3,282 (75%)	3,099	1,135 (37%)	1,865 (60%)	1,864
1958	6,560	4,360 (66%)	3,974	1,152 (29%)	2,698 (68%)	2,572
1959	4,729	3,506 (74%)	3,304	908 (27%)	2,339 (71%)	2,267
1960	5,639	4,420 (78%)	4,196	906 (22%)	3,210 (77%)	3,198

T.B.1—Return showing the work of the Chest Clinics during the year 1960

	Respiratory				Non-respiratory			
	M.	F.	Ch.	Total	M.	F.	Ch.	Total
A. (1) Number of notified cases of T.B. on clinic registers on 1st JANUARY, 1960	860	676	62	1,598	90	111	86	287
(2) Transfers from clinics under other H.M.C.'s or B.G.'s during the year	38	31	2	71	3	2	—	5
(3) Children transferred to adults during the year	5	—	—	5	—	5	—	5
(4) Cases lost sight of which returned to clinic during the year	—	1	—	1	—	—	—	—
B. Number of NEW CASES diagnosed as tuberculous during the year:								
T.B. MINUS	22	10	5	37	2	9	4	15
T.B. PLUS	47	17	—	64	5	1	—	6
Totals of A and B	972	735	69	1,776	100	128	90	318
C. Number of cases in								
A and B written off	123	138	11	272	16	19	14	49
clinic registers during	14	9	—	23	—	—	—	—
the year:	12	15	1	28	1	2	1	4
(1) Recovered	—	—	5	5	—	—	5	5
(2) Died (all causes)	4	1	—	5	1	—	1	2
(3) Removed to other H.M.C. or B.G. clinics	—	—	—	—	—	—	—	—
(4) Children transferred to adults during the year	—	—	—	—	—	—	—	—
(5) Other reasons	—	—	—	—	—	—	—	—
Totals of C	153	163	17	333	18	21	21	60
D. Number of notified cases of T.B. on clinic registers on 31st DECEMBER, 1960	819	572	52	1,443	82	107	69	258
E. (a) Total number of new cases (excluding transfers) examined during the year								
(b) Number of those in (a)	1,757	1,967	—	—	956	—	—	4,680
who attended as Con-	8	3	—	—	5	—	—	16
tacts and who were:	143	253	—	—	643	—	—	1,039
(1) Diagnosed as tuberculous	—	—	—	—	3	—	—	3
(2) Not tuberculous	—	—	—	—	—	—	—	—
(3) Not determined (as at 31st December, 1960)	—	—	—	—	—	—	—	—

NOTES.—(1) "Children" means persons under the age of 15. When a case, first diagnosed and placed on the register as a child, reaches 15 it is transferred to the adult register, but is *not* counted as a new case.

(2) As a few cases attend from outside the county, the table does not show the exact position relating to Leicestershire.



T.B.2—Tuberculosis (Respiratory and Other). Notifications, Deaths and Death Rates

Year	Localisation	Number of Notifications			Number of Deaths			Death Rates		
		Urban	Rural	Whole County	Urban	Rural	Whole County	Urban	Rural	Whole County
1950	Respiratory	113	103	216	41	46	87	0.25	0.25	0.25
	Other ..	26	21	47	5	6	11	0.03	0.03	0.03
1951	Respiratory	135	110	245	49	37	86	0.30	0.20	0.25
	Other ..	21	36	57	3	6	9	0.02	0.03	0.03
1952	Respiratory	109	121	230	37	33	70	0.23	0.18	0.20
	Other ..	21	43	64	7	7	14	0.04	0.04	0.04
1953	Respiratory	109	92	201	25	32	57	0.15	0.17	0.16
	Other ..	27	41	68	—	8	8	0.00	0.04	0.02
1954	Respiratory	91	95	186	35	20	55	0.21	0.11	0.16
	Other ..	19	37	56	2	1	3	0.01	0.005	0.008
1955	Respiratory	97	91	188	20	16	36	0.12	0.08	0.10
	Other ..	17	10	27	4	6	10	0.02	0.03	0.03
1956	Respiratory	77	58	135	14	19	33	0.08	0.10	0.09
	Other ..	11	27	38	4	1	5	0.02	0.005	0.01
1957	Respiratory	64	60	124	13	8	21	0.07	0.04	0.06
	Other ..	12	19	31	3	2	5	0.02	0.01	0.01
1958	Respiratory	73	55	128	13	7	20	0.07	0.03	0.05
	Other ..	14	18	32	1	8	9	0.006	0.04	0.02
1959	Respiratory	44	48	92	8	10	18	0.05	0.05	0.05
	Other ..	15	16	31	2	3	5	0.01	0.01	0.01
Average for above ten years ..	Respiratory	91	83	174	25	23	48	0.15	0.12	0.14
	Other ..	18	27	45	3	5	8	0.02	0.02	0.02
1960	Respiratory	55	44	99	9	11	20	0.05	0.05	0.05
	Other ..	10	14	24	1	1	2	0.006	0.005	0.005

T.B.3—Tuberculosis, Notifications and Deaths. Showing Age Periods, year 1960

AGE PERIOD	NEW CASES				DEATHS			
	Respiratory		Non-Respiratory		Respiratory		Non-Respiratory	
	Males	Females	Males	Females	Males	Females	Males	Females
0-	2	1	—	2	—	—	—	—
5-	—	2	1	1	—	—	—	—
15-	9	5	2	1	—	—	—	—
25-	27	14	4	8	2	3	—	—
45-	28 <sup>1</sup>	6 <sup>1</sup>	3	2 <sup>1</sup>	7	3	1	1
65-	3 <sup>1</sup>	2	—	—	1	2	—	—
75-	—	— <sup>2</sup>	—	—	—	2	—	—
Total	69 <sup>2</sup>	30 <sup>3</sup>	10	14 <sup>1</sup>	10	10	1	1

NOTE.—The figures in small type show additional cases which came to the notice of the County M.O.H. other than by formal notification



## T.B.4—Tuberculosis Notifications and Deaths

### Urban and Rural Districts, year 1960

District	Estimated population mid-year	Notifications of Tuberculosis		Deaths from Tuberculosis	
		Respiratory	Non-Respiratory	Respiratory	Non-Respiratory
<b>Urban</b>					
Ashby-de-la-Zouch	7,150	2	—	—	—
Ashby Woulds ..	3,300	—	—	—	—
Coalville .. ..	26,830	9	2	1	—
Hinckley .. ..	40,890	12	2	3	—
Loughborough M.B.	35,910	15	1	1	1
Market Harborough	10,990	1	—	1	—
Melton Mowbray ..	15,090	8	1	1	—
Oadby .. ..	12,510	2	1	1	—
Shepshed .. ..	6,910	1	1	—	—
Wigston .. ..	20,050	5	2	1	—
<b>Totals ..</b>	<b>179,630</b>	<b>55</b>	<b>10</b>	<b>9</b>	<b>1</b>
<b>Rural</b>					
Ashby-de-la-Zouch	14,050	—	—	1	—
Barrow-upon-Soar ..	55,040	11	4	3	1
Billesdon .. ..	19,060	5	1	1	—
Blaby .. ..	50,800	10	4	1	—
Castle Donington ..	10,200	4	1	—	—
Lutterworth .. ..	13,390	—	—	—	—
Market Bosworth ..	27,730	7	2	4	—
Market Harborough	9,820	1	1	—	—
Melton and Belvoir	18,600	6	1	1	—
<b>Totals ..</b>	<b>218,690</b>	<b>44</b>	<b>14</b>	<b>11</b>	<b>1</b>

## Care and Rehabilitation of Problem Families

The Senior Medical Officer, Dr. Marjorie L. Campbell, who is the Council's Co-ordinating Officer for Problem Families has submitted the following report :

"In the year under review two important decisions taken by the County Council towards rehabilitating Problem Families were implemented. The first was the employment of a family case worker, who was appointed in October 1959, but this is the first full year of her service. The second was the commenced working of the agreement of a rent guarantee scheme offered by the County Council to any of the Housing Authorities, urban or rural who wished to avail themselves of it. Based on the firm conviction that rehabilitation is best undertaken when the family is living together as a household and not after eviction has occurred, the County Council agreed to provide financial assistance to the Housing Authorities which, on request, kept a problem family in their accommodation for a specified period and thereby suffered financial loss. This arrangement is not disclosed to the tenant and the Special Family Case Worker automatically takes the family over for supervision after a Case Conference has decided that it could be accepted, and the Chairman of the Health and Welfare and the Children's Committees having received the case notes and discussed the family with the Co-ordinating Officer, have agreed that it should be so. The initial period of acceptance is for six months but the majority of cases—all of which are reviewed by the Chairmen at the end of this time, require further periods of concentrated help. This has proved to be extremely effective with many families and has undoubtedly prevented many evictions taking place.

TABLE 1

Year .. .. .	1957	1958	1959	1960	Total
Total number of NEW cases referred each year .. .. .	7	81	61	46	195
No. of cases closed at end of 1957	—	—	—	—	—
No. of cases closed at end of 1958	—	19	—	—	19
No. of cases closed at end of 1959	3	6	11	—	20
No. of cases closed at end of 1960	1	13	11	4	29
Total number of cases closed by the end of 1960 .. .. .	4	38	22	4	68
No. of old cases re-introduced in 1959 .. .. .	—	1	—	—	1
No. of old cases re-introduced in 1960 .. .. .	—	3	1	—	4
Total number of cases on files at end of 1960: (132) .. .. .	3	47	40	42	132



1960 commenced with 111 files carried over from previous years, representing that number of families still being actively supervised, and during the year 46 new files were opened (Table 1). Although this figure is smaller than former years, it does not mean that the peak of new cases has been passed as it was possible to be more selective than heretofore. During the year files were closed on 29 cases where the situation had either been resolved by children being taken into care, the family moving into another area, or maintaining improvement and stabilisation over a period of at least six months ; 5 cases, however, had to be re-opened, and it is quite possible that there may be breakdowns again in others, which emphasises the point all social workers realise—that rehabilitation is a very slow process and there are families which will require help until the last child has become an adult. When the year closed there were 132 families being actively supervised. It was not, of course, possible for the Special Family Case Worker to undertake such a case load, ideally 15 is considered to be a correct figure at any one time, but it was seldom that her case load fell below 25 and these constituted the most difficult families ; others were allocated, as far as possible, to the Social Worker most involved in any particular family, usually as the result of a case conference.

TABLE 2

Source of Reference	Year 1958	Year 1959	Year 1960
Local Authority .. .. .	36	20	23
Health Department .. .. .	24	20	13
Children's Department .. .. .	8	7	2
Education Department .. .. .	4	5	1
N.S.P.C.C. .. .. .	3	4	2
Probation Department .. .. .	1	2	—
National Assistance Board .. .. .	1	—	2
General Practitioner .. .. .	1	—	1
Clerk of the County Council .. .. .	1	—	—
County Councillor .. .. .	1	—	—
District Nurse .. .. .	1	—	—
Diocesan Moral Welfare .. .. .	—	1	—
Solicitor .. .. .	—	1	—
Minister of Religion .. .. .	—	1	—
Employer .. .. .	—	—	1
Psychiatric Social Worker .. .. .	—	—	1
Totals .. .. .	81	61	46

The above table 2, again follows the pattern of former years—leaving little on which to comment.



TABLE 3

Primary causes of case being referred:	Taken over from 1957 and 1958	Year 1959	Year 1960
Child neglect .. .. .	10	7	2
Cruelty to children .. .. .	2	4	—
Debts, including rent arrears ..	30	16	24
Parental disharmony (including cases of desertion of one parent) ..	3	7	4
Dirty homes .. .. .	4	3	4
Mental instability of one or both parents .. .. .	5	5	7
Parental mismanagement and non- attendance at school .. .. .	7	16	5
Mental retardation .. .. .	1	3	—
	—	—	—
	62	61	46
	—	—	—

The primary cause of reference is shown as in previous years but here again it must be re-stated that almost every case showed a combination of circumstances. No cases of physical cruelty were reported. The number of cases of mental instability is somewhat higher than in previous years, in each case at least one parent had received institutional care in a hospital for mental illness at one time or another. The category "Debt, including rent arrears" again included the majority of the cases, and the increase is due to Housing Authorities availing themselves of the County Council Guarantee Scheme. Of the 24 cases considered, 3 families were living in premises owned by private landlords.

#### Co-ordinating Committee Meetings

43 families were the subject of case conferences during the year. The conferences were attended as fully as heretofore although the number of meetings had almost doubled. Grateful acknowledgment is gladly made for the support given to the Co-ordinating Officer by all who came and who unfailingly gave information and advice. This pooling of information and opinions has been of the greatest assistance in the work of rehabilitation. It can be realised that the convening of a conference and arranging a date suitable to all who are asked to attend makes a great deal of work for the member of the clerical staff who undertakes the duty of case conference clerk and who is included in this appreciation and thanks.

In concluding this report once again grateful acknowledgment is made to the support given to the Co-ordinating Officer by all departments and voluntary associations concerned with child care and from Housing Authorities, the National Assistance Board, and the County Women's Voluntary Service who have maintained their help in providing clothing and furniture whenever it has been requested.



TABLE 4

Number of cases undertaken by the Special Family Case Worker during 1960 :

No. of cases under supervision during the year 1960 .. .. .	36
No. of cases accepted under the Rent Guarantee Scheme during the year 1960 .. .. .	10
No. of cases under the Rent Guarantee Scheme discharged during the year 1960 .. .. .	1
No. of cases under supervision at the end of 1960 .. .. .	25

### Chiropody Service

For a number of years the need for a Chiropody Service for the Aged has been very evident and in July, 1955, the County Council, through the County Councils Association, made representations to the Ministry of Health asking them to relax their veto on the establishment of such a Service by local health authorities.

The issue of Circular 11/59, which indicated that the Minister of Health would be prepared to consider proposals for the provision of a Chiropody Service, was, therefore, welcomed by the Health and Welfare Committee. This circular suggested that the scheme should be provided for the elderly, for the physically handicapped and for expectant mothers. It was felt by the Council, however, that in the first place the scheme should be restricted to the elderly but be capable of extension to the physically handicapped and expectant mothers should the need arise.

A number of Old Peoples' Clubs and voluntary organisations had already started schemes and it was thought that efforts should be devoted in the first place to supporting schemes in existence and to encouraging other organisations to start similar schemes rather than to set up immediately directly administered arrangements of our own. Discussions were held with representatives of the voluntary organisations, including the Leicestershire Old Peoples' Welfare Association, and with the chiropodists professional associations and the scheme set out below was eventually approved by the County Council. While new ventures had to conform strictly to those conditions, in the case of existing Clubs those conditions were relaxed in a few instances.

Conditions of the scheme are as follows :

(i) that initially the Chiropody Service should cater for elderly people, i.e. men of 65 years and over, and women of 60 years and over, and that subject to this age limit all persons be eligible for the service without the necessity of producing medical certificates (unless a domiciliary visit is required).

(ii) that the Chiropody Service shall be provided by voluntary organisations by means of sessions held at old peoples' clubs with provision for domiciliary treatment where a patient is considered by a doctor, Health Visitor or District Nurse, as being unable to attend a session.



(iii) that a standard charge of 2/- for each individual treatment be made (including domiciliary treatment).

(iv) that for the present, to qualify for a grant, a voluntary organisation starting a new scheme for the provision of Chiropody Services shall provide a Chiropodist qualified under the National Health Services Medical Auxiliary Regulations but where existing arrangements appear to be satisfactory such provision may be relaxed at the County Medical Officer's discretion. The Chiropodist employed by the organisation shall be paid at the appropriate Whitley Council rates.

(v) to qualify for a grant a voluntary association must

- (a) provide suitable premises for a clinic to be held ;
- (b) provide a Chiropodist and make payment to him at the appropriate rate ;
- (c) provide administrative arrangements and clerical assistance and keep simple records and furnish returns in an approved form.
- (d) cater for all old people who wish to avail themselves of the service and shall not restrict the service to members of a particular club or organisation ;
- (e) make arrangements for insurance against any legal liability arising from the provision of services and verify that the Chiropodist employed is insured against claims for professional negligence ;
- (f) arrange domiciliary treatment for old people unable to attend clinic sessions on the recommendation of a Doctor, Health Visitor or District Nurse.
- (g) give an opportunity for the Council's staff in co-operation with the Chiropodist to undertake preventive work in the form of instruction on the care of feet at clinics and old people's clubs.

(vi) that a contribution be made by the County Council to participating voluntary organisations equal to the net amount spent by them (i.e. after deducting charges for treatment) in respect of the services of a Chiropodist and the cost of dressings ; all other items such as equipment, rent, heat and lighting of premises and costs of administration (including insurance) to be borne by the organisations themselves.

The scheme appears to be working satisfactorily although a good many difficulties, mostly of a relatively minor nature were encountered, and great credit is due to the Secretaries of the various organisations and also to the co-operation of the chiropodists. There has been a steady expansion of the Service ever since the County Council undertook to assist the voluntary organisations and on the whole it can be said with confidence that this scheme can eventually provide a reasonable service to the more thickly populated areas. Experience in the future will show whether this scheme can serve



the more rural areas satisfactorily or whether some modifications or some quite different arrangements may be necessary for this purpose.

From April to December, 1960, fifteen organisations provided chiropody treatment under the County Council scheme. A total of 398 sessions were held at which 3,845 treatments were given, and, in addition, 414 treatments were given in patients' own homes.

## SECTION 29

### Domestic Help Service

Although the number of households attended by home helps during 1960 shows an increase, the daily-attendances and home help hours are slightly below those for the year 1959. This was due to inability to recruit sufficient staff, and as the demand for the service continues to exceed the supply of helps available, it inevitably resulted in a slightly lower allocation of hours per household, the average throughout the year being  $8\frac{3}{4}$  hours per household per week at an average cost per case of £2 2s. 3d. per week.

By regular visiting Area Officers were in possession of up-to-date conditions within the homes in their respective areas and that knowledge, together with skilful weekly planning of home helps' work, enabled all requests for help to be given some assistance, although unfortunately, this often resulted in partial withdrawal of the service temporarily from some of the continuous long term cases. No bona fide request for help was refused, each new applicant receiving help proportionate to their needs and in relation to the help available to the need of other people.

	Year 1960	Year 1959	Year 1958
Full-time Home Helps .. ..	46	57	65
Part-time Home Helps .. ..	412	392	387
Daily attendances of Home Helps ..	109,422	113,019	109,305
Home Help hours .. ..	537,654	550,816	493,009
Households assisted :			
Maternity .. ..	755	752	712
General Illness .. ..	348	355	349
Tuberculosis .. ..	12	17	22
Chronic Sick .. ..	191	208	197
Aged : Ill and infirm .. ..	1,691	1,591	1,425
Night Help .. ..	9	8	6
Problem families .. ..	7	9	9
(Referred by Co-ordinating Committee)			
Other emergencies .. ..	4	3	5
<b>Total .. ..</b>	<b>3,017</b>	<b>2,943</b>	<b>2,725</b>

The demand for home helps for maternity cases and the aged continues to show an increase, whilst there has been a slight fall in the requests for help for the acute and chronic sick.

A survey of the aged and infirm persons to whom help was provided during the year shows that the number of persons confined to the house or who were bedfast were :

	Men	Women	Total
Housebound .. ..	158	372	530
Bedfast .. ..	38	54	92



During the year, 48 of the chronic sick and aged receiving help were transferred to a Chronic Sick Hospital, 42 to Part III Accommodation and 199 died. It is obvious that many more old people would have required residential care but for the availability of home helps.

Supervising home helps and visiting households accounted for 19,223 visits by area organisers. Apart from the value of these visits to householders, such visits enabled area organisers to adjust the amount of help to the current needs of the households and proved to be a great economy in home help time and money, in addition to supervising the actual work and time keeping of home helps and giving the necessary support to them.

The charges made to householders for the use of the service are constantly under review and in this connection the Assessment Officer completed 1,777 visits to long term cases during the year for the purpose of reviewing the charge in connection with fluctuating financial circumstances.

A new development of the service was the provision of two Washing Centres. The first to be equipped was placed in Hinckley, where recruitment of home helps has always proved extremely difficult, and the second in Coalville, where a large proportion of the work is with the aged.

The lack of adequate washing facilities in many of the homes of the older people considerably impairs the economic running of the service in that valuable time is lost by home helps having to adopt improvised methods of washing.

The benefits derived from the setting up of such Centres can roughly be divided between those applicable to the householders and the home helps.

The householders benefit from the fact that, if necessary, laundry can be washed and returned ready aired for immediate use the same day. This is tremendously beneficial where incontinent patients are concerned. The risk of accidents from fire is decreased insofar as the usual practice is to dry and air clothes around the fire. The fact that the laundry can be fully aired in the Centre avoids a damp atmosphere in the home. Obviously by using modern methods the standard of washing is greatly improved and the standard of hygiene raised.

The benefits to the home help are equally great. Unpleasant washing is dealt with mechanically, and there is less risk of hand infection both from daily handling of dirty articles and constantly immersing the hands in different washing powders and detergents, and the home helps' energy and morale is conserved. By using automatic methods of washing, home help hours are saved and can be devoted to more personal care of patients.

## **Courses of Instruction for Home Helps**

During the year Courses of Instruction for home helps were held as under :

### **Twelve-Day Course**

Four courses were held attended by 77 probationer home helps, all of whom satisfactorily completed the course.

### **Three-Day Refresher Course**

One course was held attended by 15 home helps who had completed five years' service since taking their first Twelve-Day Course of Instruction.

These courses are of great value to the householders, the home helps and the Area Officers. The home helps benefit greatly from the instruction given, and the Area Officers find that they are able to place their helps with more confidence after the helps have received instruction in their work. The advantages to the householders are, of course, quite obvious.

Our thanks are due to Mrs. M. Thorpe, D.Sc., who continues to act as housecraft tutor for the twelve-day courses and those members of the Health Department who regularly lecture to the home helps.



## SECTION 51

### Mental Health Service

The Mental Health Act, 1959, came in to operation in 1960. Much has been written and spoken about this Act which heralds a new era in the field of mental health. Study of the Act will show, however, that it is not so much the substance as the spirit behind the Act and the very fact of the introduction of a comprehensive Act that will produce the new outlook. The Act gives authority for and, in some cases, makes obligatory many of the ideas that progressive local authorities and hospitals have already introduced. While many of the changes envisaged can be made fairly quickly, it will take time to meet the provisions that require building or purchase of premises.

The main provisions of the new Act were set out in my annual report for 1959 but it may be useful to repeat the main principles. They are that treatment, both in hospital and outside, should be given on a voluntary and informal basis but that compulsory powers should be available for the small number of cases where they are necessary in the interests of the patient or society and, secondly, that the emphasis in the care of patients with mental disorder should be on care in the community rather than on institutional care as in the past.

Preliminary discussions have been held to improve co-operation between hospital and community services but a complete service will only develop when both sides realise the benefits that can accrue to the patients and the services from experience of working together.

#### Mental Illness Statistics

Admissions by Duly Authorised Officers, 1st January, 1960 to 31st October, 1960 under the Lunacy Acts, 1890 and Mental Treatment Acts, 1930				
		Males	Females	Total
Summary Reception Order . . . . .	..	—	—	—
Section 20 (Three-Day Order) . . . . .	..	67	116	183
Voluntarily assisted by Officers . . . . .	..	15	23	38
		—	—	—
		82	139	221
		—	—	—
Admissions by Mental Welfare Officers, 1st November, 1960 to 31st December, 1960 under the Mental Health Act, 1959				
		Males	Females	Total
Section 25 . . . . .	..	3	2	5
Section 26 . . . . .	..	2	2	4
Section 29 . . . . .	..	8	15	23
Voluntarily assisted by Officers . . . . .	..	4	6	10
		—	—	—
		17	25	42
		—	—	—
Number of visits by Officers . . . . .	..			
After-Care and other psychotic patients . . . . .	..		3,341	



## Mental Subnormality

There is still a waiting list for admission for the mentally subnormal despite the co-operation and endeavours of the Medical Superintendent of the Glenfrith Hospitals. He has been a great help by obtaining temporary care for many of these patients. On the 1st November Statutory Supervision in the community was discontinued and the patients transferred to Friendly Supervision and Guidance. No real effect has been noticed by the change. The majority of cases are still reported by the School Medical Officer although a few aged subnormal cases came to our notice for the first time when needing Hospital care.

## Clinics

The monthly clinic at St. Martins still operates and has been much appreciated by parents and Mental Welfare Officers. I am indebted to Dr. A. A. Valentine and his Psychologists for their services.

## Guardianship

The number of patients under Guardianship, all resident in the South of England, has decreased to nine.

In November they were transferred to the Guardianship of the Leicestershire County Council but remained with their former Guardians, the Guardianship Society still acting as our agents. All the patients have been visited during the year by my deputy Dr. Byars and my Senior Mental Welfare Officer. With Dr. Valentine's co-operation, two female patients were brought back to Leicester Stoneygate Hostel for training and I am pleased to say they have made good progress and are now in full employment.

There is a possibility that Guardianship cases may increase locally under the new Mental Health Act.

### Visits to Subnormal Patients by Officers

Supervision	..	..	..	2,250
Leave of absence	..	..	..	186
Others	..	..	..	612
				<hr/>
				3,048
				<hr/>



## Training Centres

Numbers on Registers 31st December, 1960 :

Centre	Males		Females		Total
	—16	+16	—16	+16	
Coalville ..	9	12	4	8	33
Hinckley ..	18	14	11	5	48
Loughborough ..	12	5	14	11	42
Melton Mowbray ..	4	6	6	5	21
Wigston ..	22	1	12	9	44
Glenfrith .. ..	—	16	—	—	16
Totals ..	65	54	47	38	204

Overall increase during 1960 = 27

For the first time the numbers receiving training exceeded the 200 mark. The net increase in the past year was 27, largely made up by juniors admitted since the introduction of the Mental Health Act.

A full-time Organiser of Training Centres was appointed in August, and steps were taken to develop a scheme for the training of adults away from the Junior Centres.

Sixteen trainees over the age of sixteen years are attending the new Training Unit for adults at the Glenfrith Hospital until the County Council facilities are available. They receive 1s. 6d. for each day they attend and are mostly employed on outwork which is obtained from local factories, etc. It is hoped that in the near future the proposed new County Adult Centre at Coalville will cater for more adult trainees on similar lines.

The new mixed Centre for 60 pupils at Hinckley should be ready for occupation at the commencement of the Autumn term, 1961.

During 1960 all Centre pupils were given the opportunity of a seaside holiday in the care of Centre staff. The benefits to the pupils are great and many would not be able to have a holiday otherwise. All the hard work put in by the staff is much appreciated by the parents.

The year 1960 was Mental Health Year. Mental Health Week took place from the 9th to the 16th July, during which all Training Centres were open to the public. The response was good, over 100 people attending at each of four of the Centres. Visitors expressed their appreciation of the opportunity

of seeing the work carried out and went away with a more enlightened outlook on the handicapped child.

The Annual Sports Day took place on the 20th July. Societies for Mentally Handicapped Children made donations towards the prizes. The cup was won by Wigston Centre, for the second time, on their gaining the highest number of points.

The Societies for Mentally Handicapped Children continue to provide some items of equipment, and make donations towards holidays, outings and Christmas parties. I am pleased to report that excellent relations exist between the Societies and the Department.

It is with regret that I report that Mrs. D. Walker, who was Supervisor of the Loughborough Centre, and her husband, were fatally injured in a motor accident on the 9th September, 1960.

#### **Social Club for Subnormal Persons**

The Social Club held at Melton Mowbray continues to be held fortnightly from September to June.

The average attendance is twelve (nine males and three females).

The Club serves a useful purpose in providing members with social activities which assist in their integration into the normal community.



## NOTIFICATION OF BIRTHS

(Public Health Act, 1936—Section 203)

Notification of births are received in the Department from the midwives in attendance at confinements. Information is exchanged with the Registrars of Births in order to discover any births not notified or not registered within the statutory time limits of the Regulating Acts. All births are scrutinised for cases of prematurity and illegitimacy and these cases are referred to the Health Visitors for special report and supervision.

Below are particulars of births which were recorded during the year :

	Live Births		Stillbirths		Total
	Dom.	Inst.	Dom.	Inst.	
Total occurring in Leicestershire	2,980	2,029	26	18	5,053
Births occurring in Leicestershire					
"Transferred Out" .. ..	25	270	—	2	297
	2,955	1,759	26	16	4,756
Births occurring outside Leicestershire					
"Transferred In" .. ..	27	2,352	—	84	2,463
	2,982	4,111	26	100	7,219

## REGISTRATION OF NURSING HOMES

(Public Health Act 1936—Sections 187-194)

All registered nursing homes are visited by officers of this Department and of the Leicestershire County Nursing Association. At the end of the year there were five nursing homes registered in the county.

Address	Number of beds		
	Maternity	General	Total
The Loughborough Nursing Home Ltd., Radmoor Road, Loughborough .. .. .	5	5	10
The Old Vicarage Nursing Home, Rothley	—	17	17
Cheshire Foundation Home, Staunton Harold Hall	—	42	42
Walberton Rest and Convalescent Home, Stamford Road, Kirby Muxloe .. .. .	—	33	33
"Roundhill", Kirby Muxloe .. .. .	26	—	26
Totals .. .. .	31	97	128



## NATIONAL ASSISTANCE ACT, 1948

### COUNTY HOMES

The new Home at Coalville, mentioned in my previous report, opened in February, and soon had its full complement of residents, while the erection of the new Home at Burbage, near Hinckley, progressed despite some hold-ups due to adverse weather conditions during the winters. The Hinckley Urban District Council has plans to erect bungalows for old people on land adjacent to the grounds of the new Home and when these are completed, the staff of the Home will keep an oversight of the people occupying them.

With the intention of providing additional and more suitable residential accommodation in the County, besides the planning of a new Home for fifty-two residents at Market Harborough, much thought has gone into the adaptation and alteration of some of the older types of buildings. These alterations include the provision in the near future of lifts in Hastings House and Enderby House, and in order to proceed with these projects it has been necessary to make use of present staff accommodation and to build accommodation for the matrons in the grounds of the Homes. Since these Homes are generally structurally sound and will be required for a considerable number of years, the provision of lifts virtually provides the old people with the advantages to be found in a building all on the ground floor, a necessity with advancing years and increased frailty. These adaptations are also, to some extent, intended to give better amenities to the residents and also give added facilities to the staff, without whose hard work, loyalty and devotion at all the Homes, the success of the provision of residential accommodation could not be accomplished.

I have commented before on the value of accepting temporary residents while the relatives with whom they are living are able to take a holiday, a scheme which is limited by the number of permanent residents taking a holiday away from the Homes. It is a scheme which I should like to extend, not only for old people living with relatives, but for people living on their own, though facilities for doing so do not exist at the moment.

Accommodation where a stay of several weeks would be a sufficient boost or corrective to enable an old person to remain independent of residential accommodation for a much longer period would be of great assistance.

It is most noticeable that when the majority of people are admitted to the Homes they are in very poor physical condition and beyond any doubt are in need of residential accommodation, yet in a number of cases their condition improves after a couple of months out of all recognition though they would deteriorate to their former condition if they were sent back home, even if this were possible. This does suggest that such residents who show great physical



improvement might be accommodated in units adjacent to the Home but where they would live to some extent independently of the main Home. This idea works very successfully to a limited degree at Hastings House in a cottage and a bungalow, and it is an avenue which seems to offer scope for extension. At the time of writing this paragraph (December 1961) the Committee have agreed to follow up this idea by bringing into use the somewhat isolated nurses home at Market Harborough. This building has fourteen single bedrooms which have not been fully occupied by nurses for some years, because of the unavailability of resident nurses, and when alternative accommodation has been provided for the present two resident nurses, fourteen residents will be housed in this building. It is anticipated that they will look after themselves to a large extent.

Although there is a limit to the capabilities of these old people, and I do not suggest for a moment that there should be a return to the days when each had to perform a specified task, there is no doubt that many residents would welcome the opportunity of being able to do something for themselves such as cleaning their own room and other tasks about the house. There are difficulties in satisfying these needs in larger Homes, but in small groups they can be more easily met. The limited experiments at Hastings House confirm beyond any doubt that the five women in the bungalow and the five men in the cottage are very contented groups who enjoy their independence. The only difficulty about this arrangement is that its success or failure depends on the condition of residents so that whatever accommodation is planned it has to be regarded as having a very flexible use.



Details of the accommodation available in homes in the county at the end of the year are given in the following table :

Home	Men	Women	Total
Hastings House, Loughborough .. ..	59	51	110
Woodmarket House, Lutterworth .. ..	28	38	66
Westhaven, Market Bosworth .. ..	26	29	55
St. Lukes, Market Harborough .. ..	24	23	47
Enderby House, Narborough .. ..	25	15	40
Knighton House, Leicester :			
Martin Home .. ..	—	24	24
Gloucester Home .. ..	40		40
Catherine Dalley House, Melton Mowbray ..	43		43
Loudoun House, Ashby-de-la-Zouch .. ..	48		48
Tillson House, Coalville .. ..	48		48
<b>Total .. ..</b>	162	180	521
	179		

At St. Luke's, Market Harborough temporary accommodation is set aside in the casual block for up to 40 persons.

On 31st December 1960, the number of beds occupied was :

Men 205. Women 301. Temporary accommodation NIL. Total 506.

Accommodation for county cases is also arranged in other homes throughout the country and details of such cases are as follows :

Home	Men	Women	Total
Other local authority homes ..	4	7	11
Epileptic Colonies .. ..	4	2	6
Homes for the Blind .. ..	3	15	18
Homes for the Deaf and Dumb ..	1	1	2
Voluntary Old People's Homes ..	3	7	10
British Legion Homes .. ..	2	—	2
Homes for the Disabled, etc. ..	4	3	7
<b>Total .. ..</b>	21	35	56

## MEALS ON WHEELS

The Meals on Wheels Scheme operated by the Women's Voluntary Services which commenced under the County Council last year, continued to expand, Quorn and Coalville being added to those at Kibworth and Blaby and the two earlier schemes which had been running for some time at Loughborough and Market Harborough.

During the year, a total of 12,616 meals were distributed from these centres as follows :

Loughborough .. .. .	5,836
Market Harborough .. .. .	1,534
Kibworth .. .. .	1,107
Blaby .. .. .	2,534
Quorn .. .. .	1,478
Coalville.. .. .	127

The usual scheme provides for twenty-four old people to have a hot meal delivered to their houses twice a week at a charge of a shilling a meal. In some cases, the cost of the meal is more than a shilling and this additional sum is divided equally between the District Council and the County Council.

Tribute must be paid, not only to the members of the Women's Voluntary Services, but also to the commercial concerns who make the meals available.

## REGISTRATION OF OLD PEOPLE'S HOMES

At the end of the year two homes were registered in the county.

Address	Number of beds
Hallaton Manor Rest Home, Hallaton ..	30 (males and females)
Brocks Hill Eventide Home, Oadby ..	12 (females)

Total	Males	Females	Total
21	7	14	Other local authority houses
8	3	5	Epiphany Cottages
18	13	5	Homes for the Blind
3	1	2	Homes for the Deaf and Dumb
10	7	3	Voluntary Old People's Homes
2	1	1	British Legion Homes
7	3	4	Homes for the Deaf, etc.
22	12	10	Total



## BLIND PERSONS

The Royal Leicester, Leicestershire and Rutland Institution for the Blind is empowered to act as the agent of the County Council in matters regarding the promotion of welfare for the Blind, under the National Assistance Act, 1948.

The following report has been supplied by the Secretary of the Blind Institution, Mr. C. Brown, B.E.M., to whom I am greatly indebted, not only for the report, but for co-operation and assistance throughout the year.

Report as at 31st December, 1960.

Throughout the year the Institution has continued to act as the Council's Agent for the care of blind persons and all the services have been kept up to date and, whenever possible, developed and expanded.

### Registration

At the 31st December, 1960, the Register of Blind Persons included the names of 790 residents in the County certified as blind and 142 as Partially Sighted.

The Institution's Workshops have, during the year, provided full employment for 31 persons from the County. In addition, six are engaged under the Home Worker's Scheme and 53 in open industry.

The following table summarises the position as to the age groups of registered blind and partially-sighted people in the county as at 31st December, 1960.

At 31st December ..	Ages					Grand Total
	1-15	16-49	50-64	Over 65	Total	
1954 Blind .. ..	21	112	104	447	684	758
Partially-Sighted ..	8	10	10	46	74	
1955 Blind .. ..	26	104	96	479	705	794
Partially-Sighted ..	10	14	7	58	89	
1956 Blind .. ..	27	104	103	498	732	849
Partially-Sighted ..	12	14	15	76	117	
1957 Blind .. ..	24	106	114	505	749	872
Partially-Sighted ..	13	18	15	77	123	
1958 Blind .. ..	23	108	119	491	741	874
Partially-Sighted ..	10	21	18	84	133	
1959 Blind .. ..	26	114	115	516	771	914
Partially-Sighted ..	10	22	16	95	143	
1960 Blind .. ..	24	108	123	535	790	932
Partially-Sighted ..	9	25	14	94	142	



The following table shows the position so far as following up the recommendations of the Ophthalmic Surgeons in respect of cases newly registered during the year ended December 31st, 1960.

**Follow-up of Registered Blind and Partially-Sighted Persons**

	<i>Cause of Disability</i>			
	<i>Cataract</i>	<i>Glaucoma</i>	<i>Retrolental Fibroplasia</i>	<i>Others</i>
(i) Number of cases registered during the year in respect of which para. 7(c) of Forms B.D.8 recommends :				
(a) No Treatment .. .. .	12	2	—	32
(b) Treatment (Medical, Surgical or Optical) .. .. .	48	13	—	34
(ii) Number of cases at (i) (b) above, which on follow-up action have received treatment ..	16	2	—	17
NOTE: Cases at (i) (a) above which have received hospital supervision as recommended in Section F of Form B.D.8 ..	9	9	—	9

The Institution's policy, during the past year, has been based on the necessity of keeping abreast of changing trends. This is evidenced by the modernisation scheme which has been carried out in the Retail Shop. Bearing in mind that the Institution's premises at 50 Granby Street, Leicester, occupy one of the finest trading sites in the City, the Management Committee felt that the shop should be making a greater contribution to the trading accounts, and it was therefore decided to re-construct the interior of the shop, so as to achieve a more attractive and efficient lay-out.

Full employment has again been maintained in the Institution's Workshops, and sales have increased this year by over £2,000, compared with the previous year's figures. This is largely due to the reorganisation which has been carried out in the Cardboard Box and Brush Departments. In the former, the machinery has been re-sited, and this has resulted in a better production flow. The Brush Department has also been reorganised, and transferred to more suitable accommodation in the Workshops, which again has been instrumental in a satisfactory increase in production being achieved. Thought is now being given to the practicability of the manufacture of collapsible cardboard cartons, as this seems to be the next logical step in connection with further extensions to the Institution's box making activities.



The Home Teaching Staff of the Institution have again proved themselves devoted to their calling, and have paid regular visits to the blind people in their care. They have continued to give lessons in Braille, handicrafts, etc., and have arranged a full programme of socials, outings and handicraft classes. Their help, generally, has done much to assist in overcoming the complicated problems which arise as a result of the onset of blindness.

During the year, the Institution has once more provided assisted summer holidays for blind people and their guides. Summer and Christmas gifts of £2 each have been made to every unemployable blind person. The usual attention has also been given to those who are doubly handicapped, and to blind children.

The servicing and supply of radio sets and talking books has been maintained, and in many instances, assistance of a private nature has been given.

This year, the garden at the Prebend House Social Centre has been completely re-laid and re-constructed. Hitherto, it was a somewhat untidy area with an uneven surface, overshadowed by large trees, and was of little use to the blind who attend Prebend House. Now, however, some of the old trees, together with all the undergrowth and shrubs, have been removed. New flowering trees have been planted, flower-beds laid, with bays to accommodate garden seats, and these are surrounded by curved kerbs. Two forms of surface have been laid, to provide blind people with the opportunity of practising mobility of different textures of paving.

The Social Centre continues to provide a varied and flexible programme of recreational, educational and occupational activities for blind people, and many have spoken with appreciation of the enjoyment and benefit derived from attendance there.

The Annual Bulb Competition again took place, and the garden Produce Show, held in the Autumn, was of a much higher standard than in previous years. It is hoped that this event, which has now become established as an "annual", will continue to expand.

Seven elderly ladies from the County areas have been accommodated in the Lyndwood Home during the past twelve months, and have quickly responded to the homely atmosphere, personal attention and peaceful surroundings which this pleasantly situated home continues to provide.


## BLIND PERSONS

### Number of Blind Persons in Age Groups

Figures as at 1st January	AGE PERIODS															Age un- known	Total			
	0-	1-	2-	3-	4-	5-	11-	16-	21-	30-	40-	50-	60-	65-	70-			80-	85-	90-
1958	-	-	-	1	2	12	9	12	21	36	37	61	53	56	212	117	84	36	-	749
1959	-	-	-	-	-	15	8	10	20	40	38	65	54	60	201	107	90	33	-	741
1960	1	1	-	1	-	13	8	14	24	32	38	68	55	62	207	128	92	46	-	790



## HANDICAPPED PERSONS

The Report of the Leicestershire Voluntary Association for Cripples Welfare described the work carried out by that organisation, which receives a grant from the County Council. The number of cases on the register at the end of the year was 1,082, and details are given of the work carried out, which includes visiting, teaching of handicrafts, help with holidays, provision of appliances and help in all manner of personal problems.

The staff of the County Council was strengthened during the year by the appointment of a social worker and a senior medical officer, both of whom include work with the handicapped among their duties. Special attention is being devoted to the problem of the handicapped school child, with the difficulties involved in the transition from school to adult life, and to ensuring that some assessment of possibilities and a plan for the future is arrived at as soon as possible, in each case. Continuity of policy between education, health and welfare authorities is the essential.

The policy of encouraging handicapped persons to live in the community as much as possible places a responsibility on us to help them by such means as adaptations to houses, provision of appliances, etc., and in this we have where appropriate the co-operation of the housing authorities in the County.

## DEAF

The Leicester and County Mission for the Deaf and the Loughborough and District Mission act as agents for the County Council, receiving an annual grant. At the end of 1959 there were 91 county cases on the register of the Leicester and County Mission and 59 on that of the Loughborough and District Mission, a total of 150 for the county. These figures refer to adults only.

## NURSERIES AND CHILD MINDERS REGULATION ACT, 1948

At the end of the year there were seven daily minders providing for 80 children.

Area	1958	1959	1960	1961	1962	1963	1964	1965
Leicester	1	1	1	1	1	1	1	1
Loughborough	1	1	1	1	1	1	1	1
Other Areas	5	5	5	5	5	5	5	5
<b>Total</b>	<b>7</b>	<b>7</b>	<b>7</b>	<b>7</b>	<b>7</b>	<b>7</b>	<b>7</b>	<b>7</b>

## NOTIFICATIONS OF INFECTIOUS DISEASES

Tables I, II and III given below show the prevalence of infectious disease in the county during 1960.

Table I—Original and corrected notifications

Disease	Total cases (original notifications)	Total cases (corrected notifications)
Scarlet Fever .. .. .	169	168
Whooping Cough .. .. .	212	212
Acute Poliomyelitis : paralytic .. .. .	2	2
non-paralytic .. .. .	4	3
Measles .. .. .	1,833	1,833
Diphtheria .. .. .	—	—
Acute Pneumonia .. .. .	88	88
Dysentery .. .. .	39	36
Smallpox .. .. .	—	—
Acute Encephalitis : infective .. .. .	5	5
post-infectious .. .. .	1	1
Enteric or Typhoid Fever .. .. .	—	—
Paratyphoid Fevers .. .. .	—	—
Erysipelas .. .. .	21	19
Meningococcal Infections .. .. .	13	13
Food Poisoning .. .. .	10	8
Puerperal Pyrexia .. .. .	14	14
Ophthalmia Neonatorum .. .. .	—	—
Malaria .. .. .	—	—

Table II—Corrected notifications in age groups

Disease	Age groups								Totals
	0-	1-	3-	5-	10-	15-	25 and over	Age unknown	
Scarlet Fever ..	—	4	28	95	28	9	4	—	168
Whooping Cough	13	47	50	88	10	2	1	1	212
Acute Poliomyelitis : Paralytic	—	—	—	—	1	—	1	—	2
Non-paralytic	—	1	—	2	—	—	—	—	3
Measles ..	41	368	432	941	36	6	7	2	1,833
Diphtheria ..	—	—	—	—	—	—	—	—	—
Dysentery ..	—	4	2	8	5	6	9	2	36
Meningococcal infections ..	1	4	1	2	—	1	4	—	13



Table II—Corrected notifications in age groups—*continued*

Disease	Age groups (years)						Totals
	0-	5-	15-	45-	65 and over	Age unknown	
Acute Pneumonia ..	13	17	58	-	-	-	88
Smallpox .. ..	-	-	-	-	-	-	-
Acute Encephalitis :							
Infective .. ..	2	3	-	-	-	-	5
Post-infectious ..	1	-	-	-	-	-	1
Enteric or Typhoid							
Fever .. ..	-	-	-	-	-	-	-
Paratyphoid Fevers ..	-	-	-	-	-	-	-
Erysipelas .. ..	-	1	4	6	5	3	19
Food Poisoning ..	3	-	3	1	1	-	8

Table III—Corrected notifications—age groups not stated

Disease	Age group not stated
Puerperal Pyrexia .. ..	14
Ophthalmia Neonatorum ..	-

### Acute Poliomyelitis

Year	Original notifications		Corrected notifications		Deaths (poliomyelitis and polio- encephalitis)
	Paralytic	Non-paralytic	Paralytic	Non-paralytic	
1946		1		1	-
1947		31		23	2
1948		15		9	1
1949		66		62	10
1950	46	14	41	10	8
1951	20	5	17	3	-
1952	13	3	11	2	-
1953	28	12	31	11	3
1954	9	1	7	-	-
1955	9	6	5	3	1
1956	7	4	6	1	1
1957	39	30	34	27	3
1958	5	3	5	1	-
1959	-	-	-	-	-
1960	2	4	2	3	1

## SANITARY CIRCUMSTANCES OF THE AREA

I should like to thank Mr. S. A. Gregory, the County Health Inspector, for his assistance in compiling this section of the report and also those on Housing and Inspection of Food.

### WATER SUPPLY

The following rainfall figures have been supplied by Mr. Fergus Isherwood, A.M.I.C.E., M.I.Mun.E., the Engineer and Surveyor to the Wigston Urban District Council. They were recorded at the Wigston Sewage Disposal Works at Countesthorpe and I should like to thank Mr. Isherwood for his co-operation.

#### Rainfall in 1960

Rain Gauge .. Diameter of funnel .. .. 8 in.  
 Height of top above ground .. .. 9 in.  
 Height of ground above sea level .. 259 ft.

Month	Total depth	Greatest fall in 24 hours		No. of days with .01 in. or more	No. of days with .04 in. or more
	Inches	Inches	Date		
January ..	3.89	.92	24	23	12
February ..	1.49	.41	11	16	11
March ..	1.34	.32	30	13	7
April .. ..	0.70	.16	6	11	5
May .. ..	1.00	.63	12	8	5
June .. ..	2.83	1.97	23	11	7
July .. ..	3.09	.90	10	23	16
August ..	4.16	1.00	7	17	17
September ..	3.67	.91	22	16	12
October ..	4.42	.45	30	25	20
November ..	2.83	.75	17	24	17
December ..	3.15	1.22	2	23	10
Totals ..	32.57	—	—	210	139

The rainfall figures for the last ten years :

Year	Rainfall in inches	Year	Rainfall in inches
1951 .. ..	30.13	1956 .. ..	26.81
1952 .. ..	25.64	1957 .. ..	27.55
1953 .. ..	21.82	1958 .. ..	29.45
1954 .. ..	29.18	1959 .. ..	17.92
1955 .. ..	22.11	1960 .. ..	32.57

Average for ten years 26.32 inches.



Last year's abnormally low rainfall of 17.92 inches, was followed by a very wet year, with well above average rainfall. No shortages of water were recorded in the districts where water has normally had to be carted during the summer months. This is hardly surprising with 32.57 inches of rain having fallen, largely during what are normally regarded as the drier months. Mining subsidence, with consequent fractures of the mains, is a problem particularly in the Market Bosworth district and temporary shortages occur from time to time.

The following table relates to water samples taken principally from suspect wells. Even though the majority of district councils are no longer water undertakers, it is suggested that routine sampling of mains supplies, should be regarded as important. The supply at source is generally reliable, but with water in supply mains over long distances, a regular check on distribution is a public health safeguard, which ought not to be disregarded.

District	Satisfactory		Unsatisfactory	
	Chemical	Bacteriological	Chemical	Bacteriological
<b>Urban Districts</b>				
Ashby-de-la-Zouch	—	1	—	2
Ashby Woulds ..	—	—	—	—
Coalville ..	—	3	—	8
Hinckley ..	—	46	1	12
Loughborough M.B.	—	1	—	—
Market Harborough	—	2	—	—
Melton Mowbray ..	—	—	—	—
Oadby .. ..	—	—	—	—
Shepshed ..	—	—	—	—
Wigston ..	—	8	—	4
<b>Rural Districts</b>				
Ashby-de-la-Zouch	—	1	—	7
Barrow-upon-Soar	—	3	—	1
Billesdon ..	—	7	—	13
Blaby .. ..	—	1	—	2
Castle Donington ..	—	1	—	4
Lutterworth ..	—	1	—	8
Market Bosworth ..	—	3	—	19
Market Harborough	—	—	—	4
Melton and Belvoir	—	3	—	9
<b>Totals ..</b>	<b>—</b>	<b>81</b>	<b>1</b>	<b>93</b>

126,079 houses have internal main supplies, 3,171 draw from standpipes and 4,413 have well supplies.



	Urban districts	Rural districts
Piped supplies substituted for well supplies ..	15	771
Wells closed .. .. .	16	35
Wells cleansed, repaired, etc. .. .. .	-	8

### Work on new Water Schemes, 1960

**Hinckley Urban District :** The trunk main from Leicester to the Hinckley Area laid during the year.

**Billesdon Rural District :** Main extension to Hungarton completed. Mains being extended to Goadby, East Norton, Owston and Halstead Cottages, Tilton.

**Castle Donington Rural District :** A 9-inch main from the River Dove Adequate at Breedon was laid to the Coppice reservoir at Castle Donington. 900 yards of polythene tube main laid at Kegworth to supply outlying farms.  
**Market Harborough Rural District :** Mains completed and house connections made at Glooston, Slawston, Cranoe, Hallaton, Medbourne and Stonton Wyville.

#### River Dove Water Board

Throughout the year, potable water for human consumption has been put into supply by the Board. In April, the Inauguration of the Treatment Works took place and congratulations are due to all concerned on these extremely fine works. Together with the Reservoir, when completed, the whole will be a very pleasing feature in the district.

Good progress has been made with distribution mains throughout the Board's area and eleven parishes of the Market Harborough Rural District received piped water during the year.

The completion of the Staunton Harold reservoir, will solve problems which arise from the variability in quality of the raw river water. Complaints of taste of chlorophenols in the water were reported from Loughborough and Ashby, but these did not persist for any length of time.

#### Regrouping of Water Undertakings

Little progress towards the formation of a second water board, to include the districts outside the Leicester Corporation area, can be reported. Discussions have taken place but there appears to be little sense of urgency.



## RURAL WATER SUPPLIES AND SEWERAGE ACTS, 1944-1955

The following schemes have been submitted under the Rural Water Supplies and Sewerage Acts, 1944-1955 during the year :

Water Supplies		Estimated cost
Local Authority	Parishes and Areas Affected	
Barrow R.D.	Barkby Thorpe	£4,400

This was an application in respect of a guarantee required by the Leicester Corporation Water Department.

Sewerage and Sewage Disposal		
Ashby-de-la-Zouch R.D.	Newbold and Griffydam	£31,050
Market Bosworth R.D.	Sheepy and Ratcliffe Culey	£60,500
Ashby-de-la-Zouch R.D.	Measham (Atherstone Road)	£10,700
Ashby-de-la-Zouch R.D.	Newton Burgoland and Swepestone	£41,850

The above five schemes bring the total up to 191 which have now been considered since 1944. These involve 89 for water and 102 for sewerage and sewage disposal.

The following provisional grants under Rural Water Supplies and Sewerage Acts, and Section 56, Local Government Act, 1958, were indicated during the year :

### Rural Water Supplies and Sewerage Acts

Local Authority	Scheme	Estimated Cost £	County	
			Council Grant £	Ministry Grant £
<b>Sewerage and Sewage Disposal</b>				
Market Bosworth R.D.	Nailstone (Part II)	15,453	4,600	360 x 30 years
	Originally	13,450	3,975	3,975
Market Bosworth R.D.	Peckleton/Stapleton	17,250	2,770	2,770
Market Bosworth R.D.	Witherley	20,500	4,430	4,430
Melton and Belvoir R.D.	Wymondham	54,500	11,090	£780 x 30 years
Market Harborough R.D.	Mowsley and Laughton	26,000	7,610	7,610
Melton and Belvoir R.D.	Bottesford	109,700	18,000	18,000
Billesdon R.D.	Newton Harcourt	12,000	2,000	2,000
Billesdon R.D.	Tilton-on-the-Hill	20,465	6,650	6,800
	Originally	20,900	6,800	6,800
Billesdon R.D.	Billesdon	28,654	9,020	9,270
	Originally	29,500	9,270	9,270
Lutterworth R.D.	Broughton Astley, etc.	174,000	33,380	33,380
	Originally	123,200	30,900	30,900
Melton and Belvoir R.D.	Redmile, Barkestone and Plungar	25,451	8,340	8,771
	Originally	20,800	6,775	7,250
Barrow R.D.	Queniborough	139,350	11,050	11,050



Local Authority	Scheme	County		
		Estimated Cost £	Council Grant £	Ministry Grant £
<b>Water Supplies</b>				
Billesdon R.D.	.. Owston, East Norton and Goadby ..	11,572	150 p.a.	1,287
Billesdon R.D.	.. Illston-on-the-Hill ..	3,629	965	1,700
	Originally ..	5,600	1,720	2,160
<b>Section 56, Local Government Act, 1958</b>				
<b>Sewerage and Sewage Disposal</b>				
Ashby-de-la-Zouch U.D.	New Packington ..	7,743		Not eligible
	Originally ..	9,050		ditto
Castle Donington R.D.	.. Kegworth ..	26,210		ditto
Castle Donington R.D.	.. Castle Donington ..	10,580		ditto
<b>Water Supplies</b>				
Barrow R.D.	.. Barkby Thorpe ..	4,400		ditto

### Work on new Sewerage Schemes, 1960

**Market Harborough Urban District:** The reconstruction and modernisation of the sewage disposal works was 75% completed.

**Melton Mowbray Urban District:** Work commenced on sewerage scheme, to include new pumping and extensive reconstruction at the sewage treatment works.

**Ashby-de-la-Zouch Rural District:** Extensions to Measham sewage works commenced.

**Barrow-upon-Soar Rural District:** Hoton sewerage and sewage disposal scheme completed. Sewers laid at Thrussington and Ratcliffe-on-the-Wreake.

**Billesdon Rural District:** Keyham sewerage and sewage disposal scheme completed. Newton Harcourt scheme almost completed.

**Blaby Rural District:** Extensions to Braunstone Sewage Disposal works in hand.

**Lutterworth Rural District:** Broughton Astley regional scheme progressed with sewers laid at Dunton Bassett and Leire.

**Market Bosworth Rural District:** Groby, stage II, in progress. Merry-lees Joint Scheme with N.C.B. completed. Stapleton sewerage and sewage disposal scheme completed. Witherley sewerage scheme (pumping to Atherstone works) completed. Fenny Drayton sewerage scheme in progress.

**Market Harborough Rural District:** Thorpe Langton sewerage and sewage disposal scheme completed. Laughton and Mowsley scheme 60% completed.

**Melton and Belvoir Rural District:** Wymondham sewerage and sewage disposal scheme commenced. Bottesford, Muston and Normanton sewerage and sewage disposal scheme commenced.



SANITARY INSPECTION

Inspection by District Councils

District	No. of complaints received (a)	No. of premises where defects or nuisances dealt with (b)	No. of defects or nuisances dealt with in (b)	No. of Inspections made	Number of Notices served				Summary action		
					Preliminary		Statutory		Sum-mones issued	Convic-tions obtained	
					Housing	Other	Housing	Other			
<b>Urban Districts</b>											
Ashby-de-la-Zouch ..	19	19	31	1,803	5	14	—	—	—	—	—
Ashby Woulds ..	142	64	93	1,304	14	7	—	9	—	—	—
Coalville ..	193	1,067	2,916	5,994	148	71	—	117	—	—	—
Hinckley ..	345	1,195	1,277	9,881	57	73	32	2	—	—	—
Loughborough M.B.	400	384	856	15,008	31	224	5	1	—	—	—
Market Harborough ..	123	549	784	2,649	76	191	—	67	—	—	—
Melton Mowbray ..	147	280	240	1,583	10	15	20	—	—	—	—
Oadby ..	46	84	96	1,725	—	15	—	1	—	—	—
Shepshed ..	55	143	151	1,966	48	16	—	—	—	—	—
Wigston ..	673	511	631	4,853	25	353	—	—	—	—	—
<b>Rural Districts</b>											
Ashby-de-la-Zouch ..	83	72	180	2,331	—	96	—	3	—	—	—
Barrow-upon-Soar ..	401	630	946	7,022	116	32	17	—	1	1	—
Billesdon ..	26	32	157	6,495	10	3	—	—	—	—	—
Blaby ..	337	522	1,300	7,620	23	314	1	16	—	—	—
Castle Donington ..	77	91	91	1,865	36	53	—	—	—	—	—
Lutterworth ..	303	320	320	3,030	—	8	—	2	—	—	—
Market Bosworth ..	216	163	132	8,652	—	126	—	3	—	—	—
Market Harborough ..	120	142	142	3,926	60	37	—	—	—	—	—
Melton and Belvoir ..	33	27	35	4,255	3	8	24	—	—	—	—
<b>Totals</b> ..	<b>3,739</b>	<b>6,295</b>	<b>10,378</b>	<b>91,962</b>	<b>662</b>	<b>1,656</b>	<b>99</b>	<b>221</b>	<b>2</b>	<b>2</b>	<b>2</b>

## CLOSET ACCOMMODATION

The following table shows the position as regards closet accommodation in the county at 31st December, 1960, and includes details of conversions.

District	Privies	Pail closets	Water closets	Total	Converted to Water closets		Privies converted to Pail closets
					Privies	Pail closets	
<b>Urban Districts</b>							
Ashby-de-la-Zouch ..	2	32	2,416	2,450	—	2	—
Ashby Woulds ..	—	31	1,067	1,098	2	—	—
Coalville ..	15	97	9,368	9,480	—	—	—
Hinckley ..	—	110	15,234	15,344	—	9	—
Loughborough M.B. ..	8	54	16,760	16,822	—	3	—
Market Harborough ..	—	12	5,773	5,785	—	—	—
Melton Mowbray ..	—	8	5,390	5,398	—	—	—
Oadby ..	—	12	3,920	3,932	—	—	—
Shepshed ..	24	41	2,536	2,601	2	—	—
Wigston ..	—	17	7,787	7,804	—	—	—
<b>Rural Districts</b>							
Ashby-de-la-Zouch ..	50	910	3,871	4,831	—	38	—
Barrow-upon-Soar ..	28	766	17,520	18,314	—	69	—
Billesdon ..	4	337	5,045	5,386	—	29	—
Blaby ..	—	300	17,698	17,998	—	46	—
Castle Donington ..	34	139	3,579	3,752	1	21	—
Lutterworth ..	5	1,235	2,531	3,771	—	81	—
Market Bosworth ..	2	1,391	7,775	9,168	—	26	—
Market Harborough ..	29	162	3,450	3,641	10	12	—
Melton and Belvoir ..	235	1,984	3,899	6,118	19	291	—
<b>Totals ..</b>	<b>436</b>	<b>7,638</b>	<b>135,619</b>	<b>143,693</b>	<b>34</b>	<b>627</b>	<b>—</b>



## Public Cleansing

Extreme difficulty is being experienced in some districts in retaining sufficient labour to maintain a regular refuse collection service. When all goes well, this is something else which most householders take for granted, but when the dustbin is full to overflowing and is not emptied on the usual day, protests are loud and long. The use of expendible paper sacks could improve working conditions to some extent, but perhaps the time is coming when the value of the service to the community will be reflected in the wages paid. When working conditions are more attractive, the labour force will improve and with it the service.

District	No. of vehicles used	Frequency of Refuse Collection	Method of Disposal		
			No. of Controlled Tips	No. of Crude Tips	Incineration
<b>Urban Districts</b>					
Ashby-de-la-Zouch ..	1	7-13 days	1(p.c.)	1	-
Ashby Woulds ..	1	Weekly	1	-	-
Coalville .. ..	5	9 days	3	-	-
Hinckley .. ..	8	Weekly	1	1*	-
Loughborough M.B.	11	8-12 days	1†	-	-
Market Harborough..	2	Weekly	1	-	-
Melton Mowbray ..	2	7-10 days	1	-	-
Oadby .. ..	2	Weekly	1	-	-
Shepshed .. ..	2	Weekly	-	1	-
Wigston .. ..	4	8-days	1	-	-
<b>Rural Districts</b>					
Ashby-de-la-Zouch ..	3	7 days	3	1	-
Barrow-upon-Soar ..	9	Weekly	2	-	-
Billesdon .. ..	4	Weekly	1	-	-
Blaby .. ..	10	Weekly	1	-	-
Castle Donington ..	2	10 days	2	-	-
Lutterworth .. ..	3	9 days	-	3(p.c.)	-
Market Bosworth ..	5	Weekly	-	3	-
Market Harborough..	2	14 days	-	4	-
Melton and Belvoir..	2	9-11 days	5	-	-
<b>Totals .. ..</b>	<b>78</b>	<b>-</b>	<b>25</b>	<b>14</b>	<b>-</b>

\*Partially controlled for trade refuse where most of the combustible material is burnt.

†Consolidation of refuse by mechanical bulldozer and lifting of soil and resoiling by scraper and bulldozer.

p.c. (Part controlled).

## Complaints

General sanitary matters	..	..	38
Housing	..	..	26
Water supplies	..	..	2

During the year 66 complaints were received direct. These were dealt with by referring them to the district officers, where applicable, or were investigated with their collaboration.

## Camping Sites and Caravans

The new Caravan Sites and Control of Development Act, 1960, came into effect in August, 1960. Consequently the licensing of caravans either singly or on sites for a number of vans, was in a transitional stage during the year. The old licensing procedure under the Public Health Act is now superseded by a new system of site licensing. An applicant must now have planning permission before a site licence can be granted and this provision will undoubtedly be a real step forward.

Model standards were specified with respect to the layout of, and the provision of facilities, services and equipment for caravan sites. These standards are a guide to local authorities as to what conditions shall be attached to site licences.

The new act contains powers for local authorities to provide and to manage or lease caravan sites and it seems likely that this will be done by some district councils in the county.

When the site licences have all been issued and the conditions attached thereto complied with, it will be interesting to see what the average charge is to station a caravan on a well equipped site. This may well exceed the rent of a pre-war council house, and will certainly be well in excess of the rent of a cottage or terraced house.

## Shops Act, 1950

Defects	Outstanding from previous year	Defects found	Defects remedied	Outstanding 31st December, 1960
Sanitary conveniences ..	5	25	25	5
Temperature .. ..	-	1	1	-
Ventilation .. ..	-	8	8	-
Washing facilities ..	7	7	14	-
Lighting .. ..	-	4	3	1
Facilities for taking meals	2	1	1	2



## Swimming Baths and Pools

An open-air swimming pool at Hind Leys School, Shepshed came into use during the year. This pool was constructed by voluntary labour and the finished result is a credit to all concerned. A filtration and chlorination plant is incorporated, and regular testing of the water showed that good results are being achieved. The pool is inspected and checked at regular intervals by the County Health Inspector.

It seems likely that this swimming pool is the first of many that will be built at schools throughout the county. In addition to the recreational benefits, the pools will be invaluable for providing facilities for swimming instruction, for the children.

## Pet Animals Act, 1951

58 visits were paid to 22 premises licensed under this Act. Two applications for renewal of licences were refused until improvements had been effected. One licensee moved into newly constructed premises and another applicant did not proceed owing to difficulty in complying with the provisions of the Act.

## Rag Flock and other Filling Materials Order, 1951

No samples of materials used were taken during the year from the eighteen premises registered for upholstering or the six premises licensed for the storage of rag flock.

## Food Hygiene Regulations, 1955

A successful prosecution was taken by a district council against an ice-cream vendor for not providing hot and cold water, soap, nailbrush and clean towel in his van.

Such action is necessary but the authorities owning open-air markets, without washing facilities within easy distance, ought to give urgent and serious consideration to providing the best possible facilities to stallholders. There ought not to be one standard for shops and another for open-air markets, particularly as open food at the latter is more liable to contamination. Local authorities should be like Caesar's wife . . . !

	No. of premises inspected.	No. of inspections made for the purpose.	No. of informal notices served.	No. of informal notices complied with.	No. of informal notices outstanding Dec. 31st.
<b>Urban Districts :</b>					
Ashby-de-la-Zouch ..	10	43	2	2	1
Ashby Woulds .. ..	22	104	5	5	-
Coalville .. ..	152	521	19	30	44
Hinckley .. ..	289	394	49	46	3
Loughborough M.B. ..	383	1,529	-	-	-
Market Harborough ..	68	240	15	17	-
Melton Mowbray .. ..	50	65	-	-	-
Oadby .. ..	23	59	2	2	-
Shepshed .. ..	12	46	1	1	-
Wigston .. ..	139	263	77	43	57
<b>Rural Districts :</b>					
Ashby-de-la-Zouch ..	39	159	17	14	3
Barrow-upon-Soar ..	296	762	37	37	-
Billesdon .. ..	78	91	-	-	-
Blaby .. ..	214	424	62	87	22
Castle Donington ..	25	39	3	3	-
Lutterworth .. ..	73	73	-	-	-
Market Bosworth ..	16	19	3	4	-
Market Harborough ..	101	341	12	12	-
Melton and Belvoir ..	17	45	1	1	-
<b>Totals .. ..</b>	<b>2,007</b>	<b>5,217</b>	<b>305</b>	<b>304</b>	<b>130</b>



## HOUSING

The demolition and closure of unfit houses continued during the year, although not at quite the same rate as in 1959. This is probably due to a number of districts having got to within sight of the completion of their five year programme.

	1959	1960
Houses demolished in clearance areas ..	304	169
Number of persons displaced from above ..	543	271
Individual unfit houses demolished ..	224	194
Number of persons displaced from above ..	486	474
Unfit houses closed .. .. .	114	62
Number of persons displaced from above ..	254	114

There was an increase in the number of applications for Standard Grants for the improvement of older houses. 749 applications were received and 565 houses were improved during the year. Of 416 applications for Discretionary Grants for Improvements, 399 were approved (compared with 562 applications and 489 approvals last year).

The majority of applications for Standard Grants are still from owner/occupiers. This is probably an indication that the return from an improved house, is adequate to encourage owners to go ahead. Before the war, it was not regarded as unreasonable to pay one-fifth of ones income in rent, but today very few people think on these lines. It does seem incongruous that the cost of garaging a car, is in excess of many rents paid for terraced houses.

House building generally proceeded at much the same rate as last year. 424 houses were built by the district councils, with 511 under construction at the end of the year (468 and 378 respectively last year).

Private enterprise building in comparison was 2,977 built (2,782), with 2,079 under construction (2,120).

There were 1,760 applications for council houses received by the district councils, and at the end of the year, the total number of outstanding applications was 5,275.

District	Number of Council Houses in District in 1939	Total Number of Post-war Houses Built		Houses completed during year 1960		Houses in course of erection at end of year	
		Local Auth'y.	Private Enterprise	Local Auth'y.	Private Enterprise	Local Auth'y.	Private Enterprise
<b>Urban Districts</b>							
Ashby-de-la-Zouch	163	436	279	56	26	—	13
Ashby Woulds ..	138	222	44	—	2	—	6
Coalville .. ..	538	1,004	970	16	135	76	79
Hinckley .. ..	1,525	1,779	1,999	24	177	8	118
Loughborough M.B.	1,003	1,853	651	18	88	115	110
Market Harborough	319	523	546	8	85	31	107
Melton Mowbray ..	231	871	601	12	117	26	14
Oadby .. ..	46	251	2,113	1	275	4	185
Shepshed .. ..	217	452	257	36	41	—	27
Wigston .. ..	348	935	1,984	—	363	—	238
<b>Rural Districts</b>							
Ashby-de-la-Zouch	322	672	287	2	26	39	38
Barrow-upon-Soar ..	621	2,171	4,134	96	572	48	388
Billesdon .. ..	14	*289	960	—	169	—	107
Blaby .. ..	442	†1,427	4,650	62	655	90	526
Castle Donington ..	166	609	245	—	23	7	7
Lutterworth .. ..	353	608	370	40	54	33	32
Market Bosworth ..	400	1,352	1,033	29	121	8	49
Market Harborough	193	424	132	12	11	10	18
Melton and Belvoir	204	737	297	12	37	16	17
<b>Totals ..</b>	<b>7,243</b>	<b>16,615</b>	<b>21,552</b>	<b>424</b>	<b>2,977</b>	<b>511</b>	<b>2,079</b>

\*Leicester Corporation 2,261 in addition.

†Leicester Corporation 1,579 in addition.



DISTRICT	INSPECTION OF HOUSES DURING THE YEAR				HOUSES DEMOLISHED OR CLOSED DURING THE YEAR UNDER HOUSING ACT, 1957			UNFIT HOUSES MADE FIT AND HOUSES IN WHICH DEFECTS WERE REMEDIED		
	Total Number of houses inspected for housing defects (Public Health and Housing Acts)	Number of houses (included in previous column) inspected under the Housing Consolidated Regulations, 1925 and 1932	Number of houses found to be in a state so dangerous to health as to be unfit for human habitation	Demolished as a result of formal or informal procedure	Closed in pursuance of an undertaking given by owners and still in force	Parts of buildings closed	After informal action by local authority	After formal notice under Public Health Act, 1957, Sections 9 and 16	Under Housing Act, 1957, Sections 24 and 27	
<b>Urban Districts</b>										
Ashby-de-la-Zouch ..	67	—	39	24	4	—	—	—	—	
Ashby Wolds ..	106	—	—	—	—	—	—	—	—	
Coalville ..	398	58	58	34	1	1	23	—	—	
Hinckley ..	212	83	83	53	12	—	116	1	—	
Loughborough M.B.	941	155	155	94	1	—	272	10	—	
Market Harborough	233	4	4	—	1	—	37	70	—	
Melton Mowbray ..	145	52	52	25	—	—	21	—	—	
Oadby ..	27	—	25	—	—	—	7	6	—	
Shepshed ..	64	8	8	1	2	—	11	—	—	
Wigston ..	624	12	12	27	3	—	106	—	—	
<b>Rural Districts</b>										
Ashby-de-la-Zouch ..	167	—	24	9	—	—	46	2	6	
Barrow-upon-Soar ..	752	301	211	43	1	—	99	16	—	
Billesdon ..	142	87	7	2	—	—	26	—	—	
Blaby ..	312	271	53	60	6	—	99	13	—	
Castle Donington ..	89	—	—	—	—	—	89	—	—	
Lutterworth ..	123	—	15	4	16	—	—	—	1	
Market Bosworth ..	1,267	—	35	19	1	—	132	5	—	
Market Harborough	135	—	7	3	7	—	49	3	—	
Melton and Belvoir ..	171	—	24	16	7	—	4	3	—	
<b>Totals</b> ..	<b>5,975</b>	<b>1,031</b>	<b>812</b>	<b>414</b>	<b>62</b>	<b>1</b>	<b>1,266</b>	<b>152</b>	<b>7</b>	

# INSPECTION AND SUPERVISION OF FOOD

## BIOLOGICAL MILK SAMPLING

It is pleasing to be able to report, that for the first time, of 306 samples submitted for biological examination none were found to be infected with Myco. tuberculosis. Now that all cattle in the county are Attested, this should continue to be the case, but there is the possibility of a breakdown in herds and it is proposed to continue the regular sampling of all milk supplies, which are retailed without heat treatment.

This sampling also covers *Brucella abortus*, with routine screening by the "ring test". Doubtful samples are cultured and any found to be positive, are further investigated by individual cow samples. The follow-up work with producer/retailers appears to have achieved worthwhile results, as only two cases of reinfection were discovered in herds that had previously been cleared.

I should like to thank Dr. N. S. Mair, the Director of the Leicester Public Health Laboratory for his help and co-operation in the work related to milk sampling generally.

### Clinical Examination of Cattle

The following information has been supplied by Mr. J. H. Findley, the Divisional Veterinary Officer of the Ministry of Agriculture, Fisheries and Food who is always ready to be of help and give assistance, when asked to do so.

(a) Clinical Examination of Dairy Cattle :			
Tuberculin Tested Herds	..	3,437 herd inspections—	63,175 cattle
(b) Tuberculin Testing of herds licensed to produce			
Tuberculin Tested milk :			
Number of cattle tested	..	..	.. 162,797
Number of reactors found	..	..	.. 298 (0.18%)
(c) At the end of the year the number and classes of dairy herds were :			
Tuberculin Tested and Attested	..	..	.. 1,907
Non-designated Attested	..	..	.. 41
(d) Tuberculosis (Attested Herds) Scheme :			
Number of Attested Herds	..	..	.. 12,882
Number of Supervised Herds	..	..	.. 565



## Milk Pasteurising Plants

During the year one pasteurising plant licensed by the County Council ceased to operate, leaving eleven at the end of the year.

However, the daily gallonage of milk processed again increased by some 1,500 gallons daily to approximately 24,500 gallons. It is interesting to note that this figure is more than 50% higher than the corresponding figure ten years ago.

The County Health Inspector and his staff made 566 inspections of these plants and 855 samples of milk were taken for laboratory examination. Two samples failed the phosphatase test—one because of a failure in the flow diversion mechanism on a H.T.S.T. plant and one because of a faulty valve on a holder plant.

In addition a close check was kept on the cleanliness of containers, and in this connection 274 samples of washed bottles and 52 samples of washed churns were taken and examined by the laboratory. 23 bottles and 9 churns did not satisfy the requirements of the Public Health Laboratory standard, which is not, however, a legal standard. In the case of unsatisfactory bottle results advice is given to the dairies and follow up samples are taken. Approximately 80 further samples of washed bottles were taken in the course of this work.

Monthly summaries of all laboratory reports are sent to the Health Inspectors of the County Districts and also to the dairymen.

Type of Plant	Capacity in gallons per hour	Daily output in gallons
H.T.S.T. .. ..	1,200	10,600
H.T.S.T. .. ..	800	3,200
H.T.S.T. .. ..	600	3,000
H.T.S.T. .. ..	350	1,300
H.T.S.T. .. ..	350	850
H.T.S.T. .. ..	300	2,000
Holder (continuous) ..	400	2,200
Holder .. ..	200	800
Holder .. ..	100	100
Holder .. ..	75	350
Holder .. ..	100	125



## The Milk (Special Designation) Regulations, 1960

These consolidating regulations, with the exception of the provision concerning the licensing of dealers, came into force on October 1st. The regulations concerning the licensing of dealers did not come into force until 1st January, 1961, although it was necessary to do a great deal of preliminary work in this connection during the last months of the year under review.

As far as the County Council is concerned the main changes are as follows :

1. Dealers licences previously issued by District Councils are to be issued by the County Council as Food and Drugs authority ;
2. Licences are to be valid for five years instead of one ;
3. A new licence termed 'Dealer's (Pre-packed Milk) Licence is to be issued in appropriate cases ;
4. Payment for samples may be demanded.
5. The requirements concerning the sealing of churns have been relaxed except in regard to T.T. milk.
6. These are new regulations requiring the resealing of churns opened in the course of a sampling officer's duty ;
7. New statutory tests have been laid down in relation to milk.

As a result of the transfer of licensing to the County Council dealers were visited and their premises inspected.

### Milk to Schools and County Council Establishments

502 samples of milk were taken by the Milk Sampling Officer from Schools, County Homes, Children's Homes, Residential and Private Schools. One of these samples, which came from a pasteurising plant from outside the county, failed the phosphatase test and the result was communicated to the appropriate authority. The suppliers and types of milk are approved by the County Health Inspector before acceptance.

The number of schools receiving Tuberculin Tested milk has again reduced from 16 to 13, and biological tests are carried out on this grade of milk quarterly. No raw milk was found to be infected with Myco. tuberculosis or Brucella abortus.

Schools	Tuberculin Tested	Pasteurised	Totals
Grammar .. ..	—	14	14
Modern .. ..	—	22	22
Primary .. ..	12	257	269
High .. ..	—	11	11
Residential .. ..	—	2	2
Private .. ..	1	24	25
Totals .. ..	13	330	343



Milk and Dairies Regulations 1949

District	No. on Register		Inspections		Contraventions							
	Dairies	Distributors	Dairies	Distributors	Dairies		Distributors					
					Found	Remedied	Found	Remedied	Out-standing, 31.12.60	Out-standing, 31.12.60		
<b>Urban Districts</b>												
Ashby-de-la-Zouch ..	2	4	3	3	—	—	—	—	—	—	—	—
Ashby Woulds ..	—	6	—	—	—	—	—	—	—	—	—	—
Coalville ..	12	43	23	48	—	—	—	—	—	—	—	—
Hinckley ..	6	26	10	4	1	—	—	—	—	—	—	—
Loughborough M.B. ..	14	15	16	20	—	—	—	—	—	—	—	—
Market Harborough ..	2	6	6	8	—	—	—	—	—	—	—	—
Melton Mowbray ..	4	1	8	2	—	—	—	—	—	—	—	—
Oadby ..	—	2	—	—	—	—	—	—	—	—	—	—
Shepshed ..	6	—	48	—	—	—	—	—	—	—	—	—
Wigston ..	1	29	6	23	1	1	—	—	—	—	—	—
<b>Rural Districts</b>												
Ashby-de-la-Zouch ..	1	15	2	22	—	—	—	—	—	—	—	—
Barrow-upon-Soar ..	14	1	25	1	2	2	—	—	—	—	—	—
Billesdon ..	—	—	—	—	—	—	—	—	—	—	—	—
Blaby ..	12	28	22	36	—	—	—	—	—	—	—	—
Castle Donington ..	—	14	—	—	—	—	—	—	—	—	—	—
Lutterworth ..	2	7	—	9	—	—	—	—	—	—	—	—
Market Bosworth ..	14	26	29	18	3	3	—	—	—	—	—	—
Market Harborough ..	2	6	—	—	—	—	—	—	—	—	—	—
Melton and Belvoir ..	6	14	24	78	—	—	—	—	—	—	—	—
<b>Totals ..</b>	<b>98</b>	<b>243</b>	<b>222</b>	<b>272</b>	<b>7</b>	<b>6</b>	<b>1</b>	<b>1</b>	<b>1</b>	<b>1</b>	<b>1</b>	<b>—</b>

ICE CREAM

District	No. of Districts	Number of premises registered		Number of samples collected				Total
		Manufacture and Retail	Manufacture only	Retail only	Grade 1	Grade 2	Grade 3	
Urban Districts	15	14	55	32	—	—	—	—
Ashby-de-la-Zouch	..	—	—	32	—	—	—	—
Ashby-Woulds	..	—	—	8	—	—	—	—
Coalville	..	1	52	86	42	8	1	51
Hinckley	..	1	5	165	48	12	2	63
Loughborough M.B.	..	—	—	193	13	2	—	15
Market Harborough	..	—	—	55	3	—	—	3
Melton Mowbray	..	—	42	47	—	—	—	—
Oadby	..	—	—	20	—	—	—	—
Shepshed	..	—	8	24	6	—	—	6
Wigston	..	—	—	73	16	10	2	28
Rural Districts	11	12	16	—	—	—	—	—
Ashby-de-la-Zouch	..	—	10	56	2	2	—	4
Barrow-upon-Soar	..	—	53	160	5	4	—	10
Billesdon	..	—	—	23	12	6	—	18
Blaby	..	—	3	121	66	15	—	84
Castle Donington	..	—	—	40	—	—	—	—
Lutterworth	..	—	—	56	—	—	—	—
Market Bosworth	..	—	—	91	—	—	—	—
Market Harborough	..	—	—	35	—	—	—	—
Melton and Belvoir	..	—	—	64	44	—	—	—
Totals	..	4	1,349	257	59	9	1	326

Per cent of samples within Grade I .. .. . 78.83 %

Per cent of samples within Grades I and II .. .. . 96.98 %



## MEAT INSPECTION

The reports under the Slaughterhouses Act, 1958 were completed and the "Appointed Day", when the slaughterhouses will have to comply with the works specified by the district councils, was fixed in the majority of cases. This varies from the Spring of 1961 to late 1962. The number of slaughterhouses expected to comply with the requirements will be around 70, but a number of these will only be used for killing a few "smalls" (sheep and pigs) and may eventually close, when the present occupiers retire from business.

The close co-operation of the Divisional Veterinary Officer has been found to be most helpful, particularly over the question of separate hanging rooms.

District	No. of slaughterhouses	Total No. of animals slaughtered	Total No. of animals examined	No. of knackers' yards	No. of inspections
<b>Urban Districts</b>					
Ashby-de-la-Zouch	2	2,900	2,900	—	—
Ashby Woulds ..	2	514	514	—	—
Coalville .. ..	6	13,626	13,626	—	—
Hinckley .. ..	6	9,064	9,064	1	7
Loughborough M.B.	7	9,142	9,142	1	18
Market Harborough	1	14,152	14,152	—	—
Melton Mowbray..	1	9,288	9,288	1	4
Oadby .. ..	3	1,568	1,568	—	—
Shepshed .. ..	1	1,621	1,493	—	—
Wigston .. ..	2	2,831	2,831	1	6
<b>Rural Districts</b>					
Ashby-de-la-Zouch	5	1,749	1,749	1	5
Barrow-upon-Soar	14	5,364	5,364	—	—
Billesdon .. ..	2	1,172	1,172	—	—
Blaby .. ..	10	10,076	10,076	—	—
Castle Donington	3	5,900	5,900	—	—
Lutterworth ..	9	3,399	2,874	1	1
Market Bosworth..	14	10,210	10,210	—	—
Market Harborough	4	1,854	1,854	—	—
Melton and Belvoir	9	2,795	2,795	—	—
<b>Totals ..</b>	<b>101</b>	<b>107,225</b>	<b>106,572</b>	<b>6</b>	<b>41</b>

**Carcases Inspected and Condemned**

	Cattle exclu- ding Cows	Cows	Calves	Sheep and Lambs	Pigs
Number killed (if known)	16,087	886	475	63,787	25,990
Number inspected ..	16,057	886	475	63,209	25,945
<b>All Diseases except Tuberculosis :</b>					
Whole carcasses condemned	16	4	21	121	33
Carcases of which some part or organ was con- demned .. ..	3,205	203	11	1,118	1,773
Percentage of number in- spected affected with disease other than tuber- culosis .. ..	20.0%	23.2%	6.7%	1.9%	7.7%
<b>Tuberculosis only :</b>					
Whole carcasses condemned	10	1	—	—	8
Carcases of which some part or organ was con- demned .. ..	280	57	—	—	597
Percentage of number in- spected affected with tuberculosis .. ..	2.3%	6.5%	—	—	2.3%
<b>Cysticercosis :</b>					
Carcases of which some part or organ was con- demned .. ..	39	1	—	—	—
Carcases submitted to treatment by refrigera- tion .. ..	21	1	—	—	—



## FOOD AND DRUGS

### Food and Drugs Act, 1955

The provisions of the Food and Drugs Act, 1955, and other legislation relating to the composition, adulteration, labelling and advertisement of food and drugs are administered by the Inspectors of the Public Control Department of the County Council.

The following summary of the samples taken during the year has again been supplied by Mr. F. W. Arnold, and I should like to thank him for his ready co-operation with the department whenever asked.

Commodity	Number Obtained		Unsatisfactory		Why Unsatisfactory
	Formal	Informal	Formal	Informal	
<b>Foodstuffs</b>					
Milk .. .. .	-	950	-	4	Very slightly deficient in solids-not-fat
Aspic Jelly Powder ..	1	1	-	-	
Beef Steak and Gravy ..	-	1	-	1	Two-thirds of the meat content were in shredded form
Bilberry Syrup .. .. .	-	1	-	-	
Biscuits .. .. .	2	2	-	1	Butter Cookies: Only a very small proportion of the fat content was butter
Black Pudding .. .. .	-	1	-	-	
Brandy Snap .. .. .	-	1	-	-	
Bread, starch reduced ..	-	1	-	-	
Butter .. .. .	1	1	-	-	
Buttered Bread, rolls or toast	1	9	-	-	
Cakes and Pastries ..	2	3	-	-	
Carp with black beans, tinned	-	1	-	-	
Casserole Meat .. .. .	-	1	-	-	
Cheese .. .. .	4	2	-	-	
Cheese Spread .. .. .	-	1	-	-	
Cheese and Onion Pie ..	-	1	-	-	
Chicken Curry .. .. .	-	1	-	-	
Chicken Pie .. .. .	-	1	-	-	
Chocolate Spread .. .. .	-	1	-	1	Unsatisfactory claim on label
Chop Suey .. .. .	-	1	-	-	
Christmas Pudding .. .. .	1	9	-	-	
Coffee .. .. .	1	5	-	-	
Cooking Fat .. .. .	-	2	-	-	
Corn Flakes .. .. .	1	-	-	-	
Cornish Pasties .. .. .	-	5	-	-	
Cranberry Sauce .. .. .	-	1	-	-	

Commodity	Number Obtained		Unsatisfactory		Why Unsatisfactory
	Formal	Informal	Formal	Informal	
Cream .. .. .	-	5	-	-	Three tested departmentally
Cream, tinned .. .. .	-	5	-	-	
Dried Fruit .. .. .	-	8	-	-	
Dripping .. .. .	-	4	-	-	
Evaporated Milk .. .. .	-	1	-	-	
Fish Cakes .. .. .	-	4	-	-	
Fish Paste or Spread .. .. .	1	9	-	-	
Flavoured Milk Drink .. .. .	-	1	-	-	
Frozen Foods .. .. .	-	21	-	-	
Gingerbread Mix .. .. .	-	1	-	-	
Gooseberries, tinned .. .. .	-	4	-	-	
Gravy Powder .. .. .	-	2	-	-	
Groats .. .. .	1	-	-	-	
Haslet .. .. .	-	1	-	-	
Herbs, mixed .. .. .	-	1	-	-	
Ice Cream .. .. .	30	-	-	-	
Ice Cream, Dairy .. .. .	27	-	-	-	
Ice Lollies .. .. .	2	4	-	-	
Instant Dessert .. .. .	-	3	-	-	
Instant Whip .. .. .	-	1	-	-	
Jam .. .. .	-	9	-	-	
Jelly Crystals .. .. .	1	1	-	-	
Lard .. .. .	-	2	-	-	
Lemon Curd .. .. .	-	2	-	-	
Lemon Drink .. .. .	1	-	-	-	
Lemonade Powder .. .. .	-	1	-	-	
Luncheon Meat .. .. .	-	2	-	-	
Margarine .. .. .	-	2	-	-	
Marmalade .. .. .	-	2	-	-	
Marzipan .. .. .	-	8	-	-	
Meat Paste or Spread .. .. .	-	4	-	-	
Meat Pies .. .. .	-	6	-	-	
Milk Shake Syrup .. .. .	-	1	-	-	
Mint, dried .. .. .	-	1	-	-	
Mushrooms with rice .. .. .	-	1	-	-	
Onion Sauce .. .. .	1	-	-	-	
Orange Drink .. .. .	-	3	-	-	
Pastry Mix .. .. .	-	1	-	-	
Pate de Foie .. .. .	-	1	-	-	
Peanuts, salted .. .. .	-	1	-	-	
Peas, dried .. .. .	-	1	-	-	
Peppermint, concentrated .. .. .	-	1	-	-	
Pork Pies .. .. .	4	14	-	-	
Potato Crisps .. .. .	1	8	-	1	Labelled 'Cheese Crisps' the word 'flavoured' was omitted



Commodity	Number Obtained		Unsatisfactory		Why Unsatisfactory
	Formal	Informal	Formal	Informal	
Prunes in blackberry jelly ..	-	1	-	1	No reference to blackberry fruit or juice in the list of ingredients
Rhubarb, tinned .. ..	-	4	-	-	
Rice .. ..	-	1	-	-	
Saffron .. ..	-	1	-	-	
Sage and Onion Stuffing ..	-	1	-	-	
Salmon, tinned .. ..	-	1	-	-	
Salt .. ..	-	1	-	-	
Sandwich Spread .. ..	-	1	-	-	
Sauce Mixes .. ..	2	2	-	-	
Sausage Meat .. ..	5	1	-	-	
Sausages, Beef .. ..	11	-	1	-	Contained undeclared preservative
Sausages, Pork .. ..	40	-	1	-	Contained only 59% of meat
Sausages, Tomato .. ..	1	-	1	-	Contained meat whereas Analyst expected a vegetarian sausage
Sausages, unclassified ..	1	-	-	-	
Self-Raising Flour .. ..	-	1	-	-	
Silk Worms, roasted .. ..	-	1	-	-	
Soft Drink .. ..	-	3	-	-	
Soup, condensed .. ..	-	4	-	1	Chicken Noodle Soup: chicken content very low
Soup, dehydrated .. ..	2	9	-	-	
Steak and Kidney Pies ..	-	2	-	-	
Straws with flavour .. ..	-	1	-	-	
Suet, shredded .. ..	-	1	-	-	
Sweets .. ..	-	16	-	-	
Table Cream .. ..	-	1	-	-	
Thyme and Parsley Forcing	-	1	-	-	
Tomatoes, tinned .. ..	-	4	-	-	
Tomato Juice .. ..	1	3	-	-	
Tomato Puree .. ..	-	1	-	-	
Turkey Croquettes .. ..	-	1	-	-	
Vegetables, dehydrated ..	1	6	-	-	
Yorkshire Pudding .. ..	-	1	-	-	
<b>Beer, Wines and Spirits</b>					
Brandy .. ..	-	27	-	-	
Gin .. ..	-	54	-	-	
Port Wine .. ..	3	1	1	-	Sold from a bottle labelled 'Ruby Wine'
Rum .. ..	-	50	-	-	
Sherry .. ..	3	1	1	-	Proof spirit 0.3% below that declared

Commodity	Number Obtained		Unsatisfactory		Why Unsatisfactory
	Formal	Informal	Formal	Informal	
Strong Beer .. .. .	1	3	-	1	Only an average beer
Vodka .. .. .	-	1	-	-	
Whisky .. .. .	-	60	-	-	
<b>Medicines, Tonics, etc.</b>					
Antiseptic Lozenges ..	-	1	-	-	Slightly deficient in ascorbic acid
Aspirin Tablets, Children's	-	1	-	-	
Bismuth, Magnesia and Soda					
Mint Elixir .. .. .	1	-	-	-	
Blackcurrant Drink ..	-	2	-	1	
Calamine Lotion .. .. .	-	1	-	-	
Chemical Food .. .. .	-	1	-	-	
Chilblain Tablets .. .. .	-	1	-	-	
Chlorodyne .. .. .	-	1	-	-	
Cough Syrup or Tablets ..	-	3	-	-	
Decongestant Tablets ..	-	1	-	-	
Friar's Balsam .. .. .	-	1	-	-	
Gee's Linctus .. .. .	-	1	-	-	
Glycerin, Lemon and Honey					
Linctus .. .. .	-	1	-	-	
Indigestion Tablets ..	1	-	-	-	
Influenza Mixture .. .. .	-	1	-	-	
Metercal Powder .. .. .	-	1	-	-	
Pain Relievers .. .. .	-	3	-	-	
Rheumatic Tablets .. .. .	-	1	-	-	
Sleeping Tablets .. .. .	-	1	-	-	
Slimming Tablets .. .. .	2	-	-	-	
Soothing Powders .. .. .	-	1	-	-	
Sweeteners .. .. .	-	1	-	-	
Toothache Tincture .. .. .	-	1	-	-	
Travel Sickness Tablets ..	-	1	-	-	
Yeast Tablets .. .. .	-	1	-	-	
Zinc and Castor Oil Cream					
B.P. .. .. .	-	1	-	-	
	158	1,445	5	12	

The Food and Drug sampling rate for the county was raised slightly to a total figure of 1603 (4 samples per 1,000 population) an increase of 112 on the previous year.

Milk sampling was carried out at receiving dairies and on retail sale. Of 950 informal samples tested departmentally, only 4 were found to be unsatisfactory by virtue of solids-not-fat deficiency and these had the freezing point of natural milk. An attempt is made to give the necessary sampling coverage



to county establishments and the eventual aim is to sample the product of the 2,010 or so registered milk producers in the county at least once a year.

Spirit sampling in licensed premises reveals a satisfactory position. Of 192 samples tested departmentally all were found to be of correct gravity. A sample of Port Wine was supplied from a bottle labelled "Ruby Wine". The vendor was warned not to sell this wine as Port Wine. The sample of Strong Beer which proved to be only an average beer was described by the vendor at the time of sale as "the strongest we have".

32 prepacked medicines covering 26 varieties shewed only 1 unsatisfactory result. There is every reason for public confidence in these products.

The meat content of pork sausage ranged from 59% to 98%, with an average of 71%. Beef sausage had a meat content ranging from 50% to 76%, with an average of 63%. 68% of all sausage sampled contained preservative.

Of the 57 samples of ice cream obtained during the year, 27 of dairy ice cream had butterfat content varying from 5.1% to 13.7%, with an average of 11.1%. The remaining 30 samples of ordinary ice cream had fat content ranging from 9.6% to 16.1% with an average of 11.4%.

It has not been necessary to institute any proceedings for infringement of the Food and Drugs Act and Regulations in the county during the year. In spite of the concentration by Sampling Officers upon foods most liable to adulteration, inferior quality, etc., a remarkably low proportion, 1.06%, was found unsatisfactory for all causes.






# INDEX


	PAGE		PAGE
Ambulance Service ..	58	Maternity Outfits ..	40
Analgesics ..	45	Meat Inspection ..	115
Ante-natal Services ..	29	Mental Health Service ..	79
B.C.G. Vaccination ..	65	Midwifery ..	43
Biological Milk Sampling ..	110	Midwives' Houses ..	48
Birth Control ..	40	Midwives, Inspection of ..	47
Births ..	17	Midwives' Notifications ..	47
Births, notification of ..	83	Midwives' Transport ..	47
Blind, Welfare of ..	89	Milk ..	110
Camping Sites ..	104	National Assistance Act, 1948 ..	85
Chest Clinics ..	63	Natural and Social Conditions ..	14
Child Welfare Centres ..	31	Neo-natal Deaths ..	19
Clinics ..	29	Nurseries and Child Minders Regu- lations Act, 1948 ..	93
Chiropody Service ..	73	Nursing Homes ..	84
Chronic Sick ..	50	Pasteurised Milk Plants ..	111
Closet Accommodation ..	102	Pet Animals Act, 1951 ..	105
Committees ..	7	Poliomyelitis ..	95
Confinements in Institutions ..	46	Population ..	15
Convalescent Home Treatment ..	60	Post-Graduate Courses ..	48, 50
County Homes ..	85	Prematurity ..	36
Cripples' Welfare ..	93	Prevention of Illness, Care and After-Care ..	60
Day Nurseries ..	40	Problem Families ..	70
Deaf ..	93	Public Cleansing ..	103
Deafness in Young Children ..	41	Rag Flock and other Filling Materials Order, 1951 ..	105
Deaths ..	23	Rainfall ..	96
Dental Treatment ..	31	Relaxation Exercises ..	30
Diabetic Health Visiting ..	60	River Dove Water Board ..	98
Diphtheria ..	56	Rural Water Supplies and Sewer- age Acts, 1944-55 ..	99
District Medical Officers of Health ..	13	Sanitation ..	101
Domestic Help Service ..	76	Sewerage and Sewage Disposal ..	99
Early Neo-natal Mortality ..	19	Shops Act, 1950 ..	104
Eye Treatment ..	40	Slum Clearance ..	109
Food and Drugs ..	117	Staff ..	10
Food Hygiene Regulations ..	106	Statistical Graphs ..	25
Handicapped Persons ..	93	Statistics ..	14
Health Centres ..	29	Stillbirths ..	18
Health Education ..	60	Swimming Baths and Pools ..	105
Health Visiting ..	49	Training Centres ..	81
Home Nursing ..	52	Tuberculosis ..	62
Housing ..	107	Unmarried Mothers ..	39
Ice Cream ..	114	Vaccination ..	54
Illegitimate Children ..	39	Water Supply ..	96
Immunisation ..	54	Welfare Foods ..	42
Infant Mortality ..	20	Whooping Cough ..	55
Infectious Diseases ..	94		
Mass Radiography ..	64		
Maternal Mortality ..	22		
Maternity Accommodation ..	50		

# INDEX


PAGE	PAGE
40	Antibiotic Service
115	Antigen
79	Anti-rabies Service
43	B.C.G. Vaccination
45	Biological Risk Sampling
47	Birth Control
47	Bites
47	Birth notification of
110	Blind Welfare of
45	Booster shot
45	Brain Drain
110	Child Welfare Center
45	Clubs
45	Charitable Service
45	Charity Act, 1949
45	Charity Act, 1951
45	Charity Act, 1952
45	Charity Act, 1953
45	Charity Act, 1954
45	Charity Act, 1955
45	Charity Act, 1956
45	Charity Act, 1957
45	Charity Act, 1958
45	Charity Act, 1959
45	Charity Act, 1960
45	Charity Act, 1961
45	Charity Act, 1962
45	Charity Act, 1963
45	Charity Act, 1964
45	Charity Act, 1965
45	Charity Act, 1966
45	Charity Act, 1967
45	Charity Act, 1968
45	Charity Act, 1969
45	Charity Act, 1970
45	Charity Act, 1971
45	Charity Act, 1972
45	Charity Act, 1973
45	Charity Act, 1974
45	Charity Act, 1975
45	Charity Act, 1976
45	Charity Act, 1977
45	Charity Act, 1978
45	Charity Act, 1979
45	Charity Act, 1980
45	Charity Act, 1981
45	Charity Act, 1982
45	Charity Act, 1983
45	Charity Act, 1984
45	Charity Act, 1985
45	Charity Act, 1986
45	Charity Act, 1987
45	Charity Act, 1988
45	Charity Act, 1989
45	Charity Act, 1990
45	Charity Act, 1991
45	Charity Act, 1992
45	Charity Act, 1993
45	Charity Act, 1994
45	Charity Act, 1995
45	Charity Act, 1996
45	Charity Act, 1997
45	Charity Act, 1998
45	Charity Act, 1999
45	Charity Act, 2000
45	Charity Act, 2001
45	Charity Act, 2002
45	Charity Act, 2003
45	Charity Act, 2004
45	Charity Act, 2005
45	Charity Act, 2006
45	Charity Act, 2007
45	Charity Act, 2008
45	Charity Act, 2009
45	Charity Act, 2010
45	Charity Act, 2011
45	Charity Act, 2012
45	Charity Act, 2013
45	Charity Act, 2014
45	Charity Act, 2015
45	Charity Act, 2016
45	Charity Act, 2017
45	Charity Act, 2018
45	Charity Act, 2019
45	Charity Act, 2020
45	Charity Act, 2021
45	Charity Act, 2022
45	Charity Act, 2023
45	Charity Act, 2024
45	Charity Act, 2025
45	Charity Act, 2026
45	Charity Act, 2027
45	Charity Act, 2028
45	Charity Act, 2029
45	Charity Act, 2030














R2/67