

[Report 1876] / Medical Officer of Health, Leicester Borough.

Contributors

Leicester (England). Borough Council.

Publication/Creation

1876

Persistent URL

<https://wellcomecollection.org/works/gadmkwaz>


License and attribution

This work has been identified as being free of known restrictions under copyright law, including all related and neighbouring rights and is being made available under the Creative Commons, Public Domain Mark.

You can copy, modify, distribute and perform the work, even for commercial purposes, without asking permission.



Wellcome Collection
183 Euston Road
London NW1 2BE UK
T +44 (0)20 7611 8722
E library@wellcomecollection.org
<https://wellcomecollection.org>



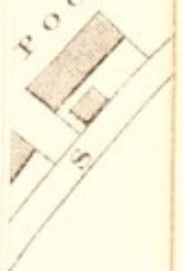
AC 4456





Digitized by the Internet Archive
in 2017 with funding from
Wellcome Library

POOL



Proposed New




180

FEATHS FROM

A
REPORT
OF THE
SANITARY CONDITION
OF
LEICESTER,
IN 1876,
BY
J. WYATT CRANE, M.D.,
MEM. ROYAL COLL. PHYS. LOND.: PHYSICIAN TO THE LEICESTER
INFIRMARY AND FEVER HOUSE.
OFFICER OF HEALTH.

LEICESTER:
PRINTED BY SPENCER BROTHERS & RUSSELL,
MARKET PLACE AND CANAL STREET.



6465
6

TO THE
SANITARY AUTHORITY
OF
THE BOROUGH OF LEICESTER.

GENTLEMEN,

I am happy to inform you that there has been a considerable decrease of the mortality of the Borough during the year 1876. The total amount of the registered deaths have been 2,615, to which we must add eight deaths which have taken place during the year in the Borough Hospital in Freake's Grounds, 20 in the Lunatic Asylum at Humberstone, and one in the County Lunatic Asylum of a person formerly an inhabitant of Leicester, making altogether 2,644 deaths, from which we must deduct 39 deaths of patients in the Infirmary, three in the Fever House, and 44 in the County Lunatic Asylum, none of whom were previously inhabitants of the Borough. The actual mortality has, therefore, been 2,558.

The ratio of deaths per 1000 will thus be 22·52, estimating the population at 117,461.

TABLE No. 1.

Shewing the Population, Inhabited Houses, Births,
Deaths, and Marriages, for the Year 1876,
and 10 Years Preceding.

GROSS NUMBERS.

Population Estimated at the middle of the year.	No of Inhabited Houses in District.	Births.	Deaths.	Marriages.
1877—117,461
1876—113,581	23,373	4781	2558	1230
1875—111,000	23,200	4260	2889	1186
1874—106,202	21,515	4375	2548	1080
1873—102,515	21,082	4452	2478	1209
1872— 99,143	20,460	4156	2674	1174
1871— 95,882	19,827	3819	2570	1105
1870— 92,750	19,350	3800	2597	990
1869— 91,500	18,603	3760	2347	949
1868— 90,000	18,086	3589	2507	998
1867— 86,000	17,479	3500	2119	932
1866— 83,750	16,920	3412	1945	1013
Average of 10 years } 1866—1875 ... }	19,652	3912	2467	1063

TABLE No. 2.

**Shewing the Annual Birth Rate, Rate of Mortality, and Death Rates among Children,
for the Year 1876 and 10 Years Preceding.**

Year.	Birth Rate per 1000 of the Population.	Annual Rate of Mortality per 1000 living.	Deaths of Children under one year: per centage of Total Deaths.	Per centage of Deaths of Children under one year to Registered Births.	Deaths of Children under 5 years: per centage of Total Deaths.
1876	42.093	22.521	37.372	19.995	54.730 (1400)
1875	38.378	26.027	35.686	24.201	55.486
1874	41.195	23.992	38.226	22.262	49.175
1873	43.427	23.013	37.449	20.844	53.672
1872	41.899	26.262	35.938	23.134	50.373
1871	39.830	25.841	37.509	25.242	52.957
1870	40.970	27.374	34.474	23.526	54.630
1869	41.092	25.125	36.736	22.9	51.597
1868	39.877	27.855	36.737	25.661	57.199
1867	40.693	24.426	37.376	22.628	51.439
1866	40.740	23.433	35.989	20.515	48.740
Average of 10 years 1866—1875.....	40.801	25.334	36.612	23.091	52.528

TABLE No. 3.

Shewing the Mortality from certain Classes of Diseases,
and proportions to Population, and to
1000 deaths, 1876.

	Total Deaths.	Deaths per 1000 of Population.	Proportion of Deaths to 1000 Deaths.
1. Seven Principal } Zymotic Diseases }	572	5.124	223.608
2. Pulmonary Diseases (<i>Other than Phthisis</i>)	379	3.336	148.162
3. Tubercular Diseases	253	2.227	98.905
4. Wasting Diseases } of Infants..... }	268	2.359	104.769
5. Convulsive Diseases } of Infants }	185	1.629	72.322

NOTES.

1. Includes Smallpox 0, Measles 50, Scarlet Fever 173, Diphtheria 10, Whooping Cough 33, Fever 43, Diarrhoea 263.
2. Includes Bronchitis 214, Pneumonia 120, Pleurisy 5, Laryngitis 7, Asthma 14, other Diseases of Respiratory Organs, 379.
3. Includes Phthisis 229, Scrofula 3, Rickets 2, and Tabes Mesenterica 19.
4. Includes (Marasmus, Atrophy, and Debility 268,) Premature Birth, 98.
5. Includes Hydrocephalus 17, Infantile Meningitis 24, Convulsions 129, and Teething 15.

TABLE No. 4.

Shewing the Number of Deaths from the Seven principal Zymotic Diseases in the 10 Years
1866 to 1875, and in the Year 1876.

Disease.	1866	1867	1868	1869	1870	1871	1872	1873	1874	1875	Annual Average of 10 years, 1866—1875.	Proportion of Deaths to 1000 Deaths in 10 years, 1866—1875.	1876.	Proportion of Deaths to 1000 Deaths in 1876.
Smallpox	3	2	1	0	0	12	366	2	0	0	38.6	15.64	0	0
Measles	13	2	247	43	42	35	36	62	24	49	55.3	22.412	50	19.546
Scarlet Fever.....	9	40	9	8	263	112	5	6	18	175	64.5	26.14	173	67.63
Diphtheria	3	3	10	9	11	7	2	9	8	7	6.9	2.796	10	3.905
Whooping Cough...	20	62	6	70	56	32	51	64	43	91	49.5	20.061	33	12.9
Fever	56	49	63	57	52	65	64	55	48	64	57.3	23.222	43	16.81
Diarrhoea	226	209	349	272	240	303	305	314	257	308	278.4	112.790	263	102.814
Total	330	367	685	459	664	566	829	512	398	694	551.4	223.061	572	223.605

Pursuing the system which I have adopted of comparing the deaths of the principal Zymotic Diseases during each year with those of preceding years, I have to record the continued prevalence of Scarlatina during the whole of 1876. Its commencement as an epidemic may be dated from the beginning of 1873, when there were six deaths; in the year 1874 the number was augmented to 18, in 1875 to 175, and in 1876 to 173, and at the period I am now writing I am happy to say that the number of deaths is rapidly decreasing, and as so many children are now protected by having had the disease, I have every confidence that it will shortly cease as an epidemic, and that we shall have a temporary respite from its ravages until a new generation arises among us.

MEASLES.—The number of deaths from Measles has amounted to 50, which is an increase of one as compared with last year; the number in 1875 having been 49.

DIPHTHERIA.—There has been a slight increase in the deaths from this disease, the number having amounted to 10, and in 1875 to seven.

CROUP.—The deaths are the same as last year—14.

WHOOPING COUGH.—There has been a considerable diminution in the deaths from this disease this year, the number having only been 33; last year they amounted to 91.

ENTERIC FEVER.—There have only been 41 deaths recorded this year from Enteric Fever: of these, three

were sent to the Fever House from the country,—the deaths of townspeople would therefore be 38. Last year they amounted to 49, shewing a decrease of 11. I think we may fairly consider that this indicates an improvement in the Sanitary condition of the town, which I trust will continue.

FEVER NOT SPECIFIED.—There have been two deaths this year from the above cause. Last year seven were recorded, which shows a decrease of five.

TYPHUS FEVER.—I am happy to have recorded no deaths from this disease in 1876.

DIARRHŒA.—The deaths from this scourge of our infantile population shows, I am happy to say, a considerable decrease, the deaths having been only 263: the number in 1875 having been 308. This diminution, if continued, will be an omen of the increased vigour of our infantile population, enabling them to resist the fatal tendency of the disease in the weakly.

RHEUMATISM.—The deaths from Rheumatism are nine, showing a decrease of 13 compared with 1875, when they amounted to 22.

ALCOHOLISM.—I was in hopes that I might have had no deaths to record from this cause, as for the two preceding years there were only two: this year instead of a decrease, there is an increase of two, the number of deaths being four.

THRUSH.—There have been eight deaths from Thrush; the number last year was seven, showing an increase of one.

CONSTITUTIONAL DISEASES.

DROPSY.—The number of deaths have been eight, the same as in 1875.

CANCER.—I am pleased to be able to state that there is a diminution of deaths from this disease, the number being 41, which shows a decrease of six as compared with the two preceding years, as in 1874 and 1875 they amounted to 47.

PHTHISIS.—There have been 229 deaths from Consumption. You will be happy to learn that this shows a decrease of 14, as in 1875 there were 243 deaths.

MESENTERIC DISEASE.—The deaths from this disease also show a considerable decrease, the number having been 19 and last year 38, showing a decrease of 19. I trust that we may infer from the coincidence of a decrease in the mortality of these two diseases an increase in the stamina of the rising generation.

HYDROCEPHALUS.—The number of deaths are 17, those returned in 1875 were 22, showing a decrease of five.

DISEASES OF THE NERVOUS SYSTEM.

INFLAMMATION OF THE BRAIN, SPINE, &c. — The deaths have been 24, showing an increase of five, as in 1875 they amounted to 19.

LOCAL DISEASES.

APOPLEXY.—I am happy to be able to state the diminution of deaths which I recorded last year from

Apoplexy still continues, the number amounting to 40, and last year 48. In 1874 there were 60 deaths. It therefore shows a decrease of eight as compared with 1875.

PARALYSIS.—I have to return 43 deaths from Paralysis, showing an increase of four. In 1875 they amounted to 39.

EPILEPSY.—The deaths from the above cause are 10, a decrease of seven as compared with the year of 1875 when there were 17 deaths.

CONVULSIONS.—There is a decrease in the number of deaths from Convulsions: they amount to 129, showing a decrease of 26 as compared with last year, when there were 155, in 1874, 189, and in 1873, 187.

DISEASES OF THE HEART & BLOODVESSELS.

Heart Disease, &c., 141. Aneurism, five. Total, 146. In the year 1875 Diseases of the Heart, &c., amounted to 145, showing an increase of one.

DISEASES OF THE RESPIRATORY ORGANS.

BRONCHITIS.—The deaths are 214, showing a decrease of 13 as compared with last year, when they amounted to 227.

PNEUMONIA.—There have been 120 deaths from this cause, in 1875 there were 155, showing a decrease of 35.

PLEURISY.—There is also a slight decrease in the deaths from Pleurisy,—there were five; last year there were eight, being a decrease of three.

DISEASES OF THE DIGESTIVE ORGANS.

GASTRITIS, or Inflammation of Stomach.—There were three deaths from the above cause: last year there were four;—a decrease of one.

ENTERITIS, or Inflammation of the Bowels.—There is an increase of one from Enteritis. The deaths have been 15, last year there were 14.

PERITONITIS.—Eight deaths from this disease have been recorded, showing a decrease of nine as compared with 1875, when they amounted to 17.

OBSTRUCTION OF THE BOWELS.—The number of deaths from this cause are 15, showing an increase of five when compared with last year.

OTHER DISEASES OF STOMACH AND BOWELS.—The deaths recorded in these general terms amount to 22, and in 1875 to 17, making an increase of five.

LIVER DISEASES, &c.—There have been 22 deaths registered under these general terms, showing an increase of three when compared with 1875, when there were 19.

KIDNEY AND URINARY DISEASES.

NEPHRIA OR ALBUMINURIA.—From this disease 14 deaths have been recorded: in the year 1875 there were 26, showing a decrease of 12.

DIABETES.—No deaths have been returned under this head, but it is necessary to repeat what I stated in my last Report, that “If we were to infer from this that

Diabetes is either an uncommon, or not a fatal disease, we should fall into a great error, as it frequently gives rise to other diseases which prove fatal from the co-existence of Diabetes, and the death is registered as taking place from the disease from which the patient actually dies."

DEVELOPMENTAL DISEASE.

PREMATURE BIRTH.—98 deaths have been returned as arising from Premature Birth, which is an increase of 10,—last year there were 88.

TEETHING.—There is a considerable decrease in the deaths from this cause, the number is 15 and last year was 37, being a decrease of 22.

CHILDBIRTH, AND DISEASES OF.—The number is, of Childbirth, nine, and Diseases of Childbirth, six. Total, 15.

OLD AGE.—The number of deaths from old age is 141, showing a decrease of 11 if compared with 1875, when there were 152.

ATROPHY AND DEBILITY.—The number of deaths this year have been 268: in 1875 there were 284, making a decrease of 16. The number under five years of age was 259, the remaining nine were aged persons entered in the Bills of Mortality as dying from "Debility," under which head I feel myself obliged to enter them, instead of "Old Age," from the infirmities of which they doubtless die without any specific disease under which they could be entered. I made this remark last year, and think it necessary to repeat it.

ACCIDENTS AND NEGLIGENCE.

The deaths have been 61, showing an increase of five if compared with 1875, when they were 56.

SUICIDE.

There have been nine deaths returned from the above cause, last year there were seven, making an increase of two.

It is necessary to repeat what I stated last year, that the deaths of inhabitants of the Borough dying in the Hospital at Freake's Ground are taken into account in estimating the total deaths of inhabitants of the Borough, but the particular diseases of which they died are *not* included among those returned by the Registrar to me, but are specified in Dr. BLUNT's Report to the Town Council.

CORRECTED TO
1877.
PUBLISHED BY J. A. T. SPENCER 20 MARKET PLACE
LEICESTER

PUBLISHED BY JAT. SPENCER 20. MARKET PLACE
LEICESTER



Entered at Stationer's Hall

SERGEANTS BUXTON AND BRAYLEY report
that the number of Houses, Premises, &c., inspected
have been 2270

RESULTS OF INSPECTION—

Orders issued for Sanitary Amendments of Houses and Premises	} 790
Houses and Premises, &c., Cleansed, Repaired and Whitewashed	} 852
Houses Disinfected after Infectious Diseases	407

HOUSE DRAINS—

Repaired, Cleansed, &c.	177
--------------------------------	-----

PRIVIES AND WATER CLOSETS—

Repaired, Cleansed, &c.	509
Supplied with Water	7

WATER SUPPLY—

Wells closed and Water Works Co.'s Water provided	} 66
---	------

MISCELLANEOUS—

No. of Lodging Houses registered under 35th Clause of Sanitary Act, 1866	} 25
No. of Dust Complaints received & attended to	6719
Removal of accumulation of Dung, Stagnant Water, Animal, and other Refuse	} 5
Removal of Animals improperly kept ...	37
Licensed Slaughterhouses regularly inspected	75
Other Proceedings, <i>e.g.</i> Legal Proceedings ...	8

Two persons were fined 20s., two 21s., one 40s.,
one 42s., and two £5 each, and one case withdrawn.

TABLE No. 6.

Shewing Deaths from All Causes, at different Ages, in each Month of the Year 1876.

AGE.	Jan.	Feb.	Mar.	Total 1st Qr.	April.	May.	June.	Total 2nd Qr.	July.	Aug.	Sep.	Total 3rd Qr.	Oct.	Nov.	Dec.	Total 4th Qr.	Total for year
0 year to 1	55	56	45	156	75	54	56	185	92	224	109	425	49	63	78	190	956
1 "	17	14	8	39	18	17	16	51	13	37	31	81	22	20	20	62	233
2 years to 5	20	7	17	44	23	15	12	50	13	13	23	49	15	27	26	68	211
5 "	6	10	7	23	8	9	12	29	15	5	7	27	18	17	9	44	123
15 "	5	4	10	19	10	7	3	20	12	10	9	31	12	9	12	33	103
25 "	14	14	17	45	13	5	7	25	11	14	13	38	12	10	11	33	141
35 "	9	12	15	36	10	15	15	40	13	10	22	45	15	8	20	43	164
45 "	16	14	12	42	10	12	5	27	13	14	12	39	13	10	15	38	146
55 "	13	14	13	40	26	15	7	48	17	14	10	41	13	14	21	48	177
65 "	17	24	11	52	13	12	9	34	14	15	11	40	8	21	33	62	188
75 "	13	14	14	41	15	14	6	35	6	13	8	27	12	16	17	45	148
85 "	3	2	3	8	1	1	2	4	4	...	1	5	...	3	2	5	22
95 "	1	1	...	2	2
Age not stated	1	1	1
Totals	188	185	172	545	223	177	151	551	223	369	256	848	189	218	264	671	2615

TABLE No. 7.

Shewing Deaths from Diarrhoea, at different Ages, in each Month of the Year 1876.

AGE.	Total												Total for the yr.					
	Jan.	Feb.	Mar.	1st Qr.	April.	May.	June.	2nd Qr.	July.	Aug.	Sep.	3rd Qr.		Oct.	Nov.	Dec.	4th Qr.	
0 year to 1	...	3	1	2	6	3	...	2	5	35	131	42	208	4	1	2	7	226
1 "	1	10	10	21	...	1	...	1	22
2 years to 5	1	1	1
5 "
15 "
25 "	1	1	2	2
35 "
45 "
55 "	1	...	2	3	3
65 "	...	1	1	3	1	3	4
75 "	2	1	3	2	2	5
85 "
95 "
100 "
Age not stated
Totals ...	4	1	2	7	3	...	2	5	38	147	56	241	6	2	2	10	263	

TABLE No. 8.

Shewing Deaths from Consumption, at different Ages, in each Month of the Year 1876.

AGE.	Jan.	Feb.	Mar.	Total 1st Qr.	April.	May.	June.	Total 2nd Qr.	July.	Aug.	Sep.	Total 3rd Qr.	Oct.	Nov.	Dec.	Total 4th Qr.	Total for the yr.
0 year to 1	...	1	2	...	3	1	2	2	2	3	3	8	...	1	1	2	15
1 "	2	4	...	6	1	1	7
2 years to 5	1	...	4	1	8
5 "	1	...	3	3	2	6	4	1	...	5	2	...	2	4	6
15 "	...	2	2	3	7	2	3	12	7	4	4	15	6	4	3	13	47
25 "	...	7	4	17	6	3	2	11	5	5	2	12	4	4	4	12	52
35 "	...	4	3	7	4	4	3	11	7	6	3	16	3	3	7	13	47
45 "	...	3	...	8	...	2	...	2	3	2	2	7	6	1	2	9	26
55 "	...	1	...	1	1	3	1	5	...	1	...	1	1	1	1	3	10
65 "	1	1	1
75 "
85 "
95 "
100 "
Age not stated
Totals ...	20	14	13	47	25	22	12	59	29	22	14	65	22	14	22	58	229

TABLE No. 9.

Shewing Deaths from Enteric Fever, at different Ages, in each Month of the Year 1876.

AGE.	Jan.	Feb.	Mar.	Total 1st Qr.	April.	May.	June.	Total 2nd Qr.	July.	Aug.	Sep.	Total 3rd Qr.	Oct.	Nov.	Dec.	Total 4th Qr.	Total for the yr.
0 year to 1	1	1	1
1 " 2	...	1	...	1	1	...	2	3
2 years to 5	1	1	1	1	2
5 " 15	1	1	1	...	1	2	2	2	...	4	7
15 " 25	...	1	1	2	1	2	3	2	3	3	8	13
25 " 35	...	1	...	1	1	1	4	6	1	1	8
35 " 45	...	1	...	1	1	1	2
45 " 55	1	1	1	...	3	1	1	5
55 " 65	2
65 " 75
75 " 85
85 " 95
95 " 100
Age not stated
Totals	4	4	8	3	4	11	18	6	5	4	15	41

TABLE No. 10.

Shewing Deaths from Fever not specified, at different Ages, in each Month of the Year 1876.

AGE.	Jan.	Feb.	Mar.	Total 1st Qr.	April.	May.	June.	Total 2nd Qr.	July.	Aug.	Sep.	Total 3rd Qr.	Oct.	Nov.	Dec.	Total 4th Qr.	Total for the yr.
0 year to 1
1 " 2	1	..	1	1
2 years to 5
5 " 15
15 " 25	1	...	1	1
25 " 35
35 " 45
45 " 55
55 " 65
65 " 75
75 " 85
85 " 95
95 " 100
Age not stated
Totals	2	...	2	2

TABLE No. 11.

Shewing Deaths from Scarlatina, at different Ages, in each Month of the Year, 1876.

AGE.	Jan.	Feb.	Mar.	Total 1st Qr.	April.	May.	June.	Total 2nd Qr.	July.	Aug.	Sep.	Total 3rd Qr.	Oct.	Nov.	Dec.	Total 4th Qr.	Total for the yr.
0 year to 1	1	1	2	2	4	1	2	3	6	11
1 "	...	2	2	7	5	1	5	11	1	2	5	8	5	5	5	15	41
2 years to 5	...	7	5	14	8	5	2	15	7	5	12	24	9	10	13	32	85
5 "	...	2	2	6	..	3	1	4	3	2	2	7	4	10	4	18	35
15 "
25 "
35 "	1	...	1	1
45 "
55 "
65 "
75 "
85 "
95 "
100 "
Age not stated
Totals ...	12	6	10	28	13	10	8	31	11	11	21	43	19	27	25	71	173

TABLE No. 12

**Streets in which Deaths from Consumption have occurred
and the number in each.**

A		Clipstone-street	1
Abbey-street	1	Colton-street	2
Alexander-street	2	Conduit-street Upper	2
All Saints' Open	1	Constitution-hill	1
Andrew-street	1	Cook's-yard	1
Auckland-terrace (Ayle-		Crab-street	1
stone-road)	1	Craddock-street	1
Arundel-street	2	Crafton-street	2
Argyle-street	1	Craven-street	1
B		Crescent, King-street	1
Baker-st. (St. George's-st.)	1	Crown-street and Cottages	2
Baker-street (Belgrave-gate)	2	Cumberland-street	1
Basil-street	1	Curzon-street	2
Bedford-street	2	Charnwood-street	1
Bedford-street Little	1	Cranbourne-street	1
Belgrave-gate	4	D	
Benford-street	1	Danett's-street	2
Birkley-street	1	Denman-street	2
Blue Boar-lane	2	Dover-square	1
Bond-street East	1	Durham-street	1
Bridge-street North	1	Diamond-street	1
Britannia-street	1	E	
Brunswick-street Upper	1	East-street	1
Burgess-street	1	Evington-street	1
Burley's-lane	3	F	
Birstall-street	4	Friar-lane	2
Byron-street	1	Friar's-causeway	1
C		G	
Cank-street	1	Gartree-street	1
Catesby-street	2	Gladstone-street	1
Cardinal-street	2	Gold-street	1
Carlton-street	1	Gosling-street	2
Carrington-street	1	Goswell street	1
Charlotte-street	1	Graham-street	1
Chesnut-street	1	Granby-place	1
Chester-street	3	Grange-lane	1
Christow-street	1	Gravel-street	1
Church-gate	2	Grey-street	1
Clarendon-street	1	Green-street	2
Clara-street	1	Guthlaxton-street	2

TABLE No. 12.—*Continued.*

H		O	
Halford-street	1	Oxford-street	1
Hampden-street	1	Olive-street	1
Harcourt-street	1	Oxendon-street	1
Havelock-street	3	P	
Hastings-street	1	Paddock-street	1
Hill-street, Lower	1	Palmerston-street	1
Hill-street, Upper	1	Park-street	1
Holme-street, Great	3	Pingle-street	2
Holme-street, Little	2	Pegg's-yard	1
Humberstone-gate & Road	6	R	
I		Regent-street	1
Infirmery	11	Rodney-street	1
J		Royal-east-street	1
James-street	1	Russell-street	2
Jewry-wall-street	1	S	
Junction-road	3	Samuel-street	1
Jarvis-street	1	Sanvy-gate and Courts	2
K		Shenton-street	1
Kate-street	1	Short-street, Smith's-yard	1
King Richard's-road	2	Slater-street	1
L		Soar-lane	1
Laxton-street	2	Southampton-street	1
Lee-street	1	Spittlehouse-street	1
Liverpool-street	1	St. George's-street	1
Littleton-street	2	St. John's-street	1
London-road	2	St. Margaret's-square	
M		and Street	2
Magenta-street	1	St. Nicholas-street	1
Market-place	1	St. Peter's-lane	2
Marston-street	1	Stoughton-street	1
Melbourne-road	1	Syston-street	6
Melton-street	1	T	
Millstone-lane	1	Taylor-street	1
Melville-terrace	1	Thames-street	3
N		U	
Nelson-street	1	Union	8
New-lane	1	V	
Noble-street	3	Victoria-street	1
North-gate-street	1	Vine-street, Lower	1
Northampton-street	3		
Northumberland-street	1		
New-park-street	1		

TABLE No. 12.—*Continued.*

W			
Watling-street	2	Willow-street	1
Walnut-street	1	Wimbledon-street	1
Wellington-street	2	Wood-street	1
West-street	1	Woodboy-street	1
Wheat-street	1	Total	229

TABLE No. 13.

Streets in which Deaths from Diarrhœa have occurred, and the number in each.

A		C	
Abbey-street	1	Calais-place	1
Alfred-street	1	Catesby-street	1
Arnold-street	1	Carley-street	3
Archdeacon-lane	1	Causeway-lane	1
Asylum-street	1	Charlotte-street	2
Argyle-street	6	Charles-street and Courts	3
Alice-street	2	Chester-street	1
Ash-street	2	Christow-street	2
B		Clara-street Cottages	1
Bakehouse-lane	1	Clipstone-street	1
Baker-street	2	Cobden-street	2
Bedford-street and Courts	7	Collins'-yard	1
Bedford-street, Little	1	Conduit street, Upper	1
Belgrave-gate	4	Coventry-street	1
Benford-street	2	Crafton-street	1
Berners-street	1	Clara-street and Place	2
Bond-street, Sharp's-yard	1	Curzon-street	3
Bond-street, New	1	Charnwood-street	5
Bonner's-lane and Courts	2	Cranbourne-street	1
Bread-street	1	Coach and Horses-yard	2
Britannia-street	1	D	
Brougham-street	1	Dane's Hill Farm	1
Brook-street	2	Dane's-yard	1
Brown-st., Yard & Courts	3	Denman-street	2
Brunswick-street	1	Denmark-street	1
Brunswick-street, Upper	3	Dover-street	1
Burgess-street	1	Dryden-street	1
Burley's-lane and Courts	2	Duke-street	1
Birstall-street	6	Dorset-street	2
Byron-street	1	Diamond-street	1
Buckingham-street	1		

TABLE No. 13.--*Continued.*

E		L	
Eaton-street	1	Lead-street	1
Elm-street	2	Leadenhall-street	3
Evington-street	1	Lee-street	2
F		Lewin-street	2
Fennel-street	1	Littleton-street	8
Fleet-street	1	Little-grove-street	1
Fox-street	1	M	
Foxon-street	1	Mansfield-street	1
Fuller-street	2	Melton-street	1
Frank-street	3	Metcalf-street	4
Fairfax-street	1	Midland-street (Hubbard's yard)	1
G		Middle-street	1
Gartree-street & Cottages	2	Mill-lane (Newark Terrace)	1
George-street	1	Milton-street	1
Gosling-street	1	Morledge-street	1
Gower-street	1	Melville-terrace	1
Grange-lane Yard	1	Mursell-street	1
Gray-street	1	N	
Grove street	1	Neale-street	1
Gordon-street	1	New-bridge-street	1
Gresham-street	1	New-park-street	1
Grape-street	1	Northgate-street & Courts	8
H		Northampton-street	1
Halford-street	2	Northumberland-road, Northgate-street	1
Harvey-lane	1	O	
Havelock-street	1	Oxford-street	1
Heanor-street	2	Oak-street	1
High-cross-street (N. & S.)	2	P	
Holme-street	1	Painter-street	1
Hull-street	1	Palmerston-street	1
Humberstone-road, Hum- berstone-gate	2	Pasture-lane	1
Henry-street	1	Providence-place	1
J		Public Wharf-yard, Bel- grave-road	1
James-street	1	Porter-street	1
Jarrom-street	1	Pentonville-yard	1
Jewry-wall-street	1	Preston-street	1
Junction-road	1		
K			
Kent-street, Royal	1		
Knighton-street	3		

TABLE No. 13.—*Continued.*

R		Thornton-lane	2
Rathbone-place	1	U	
Rawson-street	1	Union	3
Regent-street	1	V	
Regent-street, Welford-rd.	1	Vauxhall-street	1
Richard-street	1	W	
Ruding-street	1	Wanlip-street	1
Rutland-street	1	Waring-street	2
Rayns-street	1	Warrington-street	2
S		Welford-road, Welford-place	1
Sanvy-gate	3	Wellington-street	1
Silver-street	1	West-street	1
Slater-street	1	Wharf-street	1
Soar-lane Wharf	1	Willow-street	9
Southampton-street	1	Wilton-street	1
Southgates	1	Woodboy-street	1
St. George's-street	2	Wheat-street	1
Stamford-street	1	Y	
Stoughton-street	1	Yeoman-street	2
Swaffham-street	1	York-street	1
Syston-street	3	York-street (Welford-road)	3
T			
Thames-street	1	Total	263

TABLE No. 14.

Streets in which Deaths from Scarlatina have occurred,
and the number in each.

A		Belgrave-gate	3
Abbey-street	1	Belgrave-road	1
Albion-hill	1	Benford-street	2
All Saints' Open	2	Blue Boar-lane	1
Andrew-street	1	Bond-street	3
Archdeacon-lane	1	Braunstone-gate	2
Argyle-street	2	Britannia-street	1
Ash-street	3	Brook-street	3
B		Brown-street	1
Bakehouse-lane	1	Brunswick-street	3
Bay-street	1	Burley's-lane	1
Bedford-street	3	Birstall-street	3
		Bradgate-street	1

TABLE No. 14.—*Continued.*

C		Henshaw-street	1
Catesby-street	1	Highcross-street	1
Carrington-street	1	High-street	2
Causeway-lane	1	Hill-street	1
Charlotte-street	1	Holme-street	2
Chesnut-street	1	Humberstone-road, and	
Chester-street	2	Humberstone-gate	3
Christow-street	1	J	
Church-gate and Courts	3	Johnson-street	1
Clarence-street	1	Joseph-street	1
Conduit-street, Upper	1	K	
Crafton-street	5	King Richard's-road	1
Curzon-street	4	L	
Crystal-street	1	Laxton-street	2
Cranbourne-street	1	Leadenhall-street	1
D		Lee-street	1
Dane-hills (Richmond Villa)	1	Lord-street	2
Denman-street	1	Littleton-street	1
Dryden-street	1	N	
Durham-street	1	Navigation-street	3
Davis-street	1	Neale-street	1
Dorset-street	2	Nelson-street	1
E		New-lane	1
Evington-street	1	Nichols-street	1
Emerald-street	1	Northgate-street and Courts	4
F		Northampton-street	2
Free-lane	1	North-bridge-place	1
Friday-street	1	O	
G		Oxford-street	1
Garden-street	2	Occupation-road	1
Gladstone-street	1	P	
Gravel-street	1	Painter-street	1
Grosvenor-street	2	Palmerston-street and	
Grove-street, Lower	1	Terrace	2
Gresham-street	1	Paradise-place	1
H		Percy-street	1
Harding-street	1	Preston-street	1
Hastings'-street	1	Q	
Heanor-street	2	Queen-street	1
Henry-street	1	Queen-street	2

TABLE No. 14.--*Continued.*

R		T	
Richard-street	1	Thorpe-street	1
Royal Kent-street	1	Tower-street	1
Russell-square	1	U	
Russell-street	2	Union-street	1
Rutland-street	1	V	
S		Vauxhall-street	2
Samuel-street	1	Vine-street, Lower	1
Sandacre-street	1	W	
Sanvey-gate	1	Wanlip-street	1
Shenton-street	1	Wharf-street	2
St. Leonard-street	1	Wheat-street	2
Slater-street	1	Willow-street	2
Soar-lane	1	Willow-street (Major Cot-	
South Church-gate	1	tages)	1
Spencer-street	1	Wood-street	1
Springthorpe's-buildings	2	Woodboy-street	1
St. George's-street	1	Y	
St. Peter's-lane	1	York-square	1
Stanley-street	1		
Swan-street	2	Total	173

TABLE No. 15.

Streets in which Deaths from Enteric Fever have occurred and the number in each.

A		E	
Alfred-terrace	1	Evington-lane	1
Arundel-street	1	F	
B		Filbert-street	1
Brierley-street	1	G	
Brunswick-street	1	Goscote-street	1
C		Granville-place	1
Chancery-street	1	I	
Church-gate	1	Infirmery	12
Clipstone-street	2	K	
Conduit-street, Upper	3	Kent-street	1
Curzon-street	1	M	
D		Melville-street	1
Dover-street	1	N	
		New Parliament-street	1

TABLE No. 15.—*Continued.*

P		T	
Painter-street	1	Thornton-lane	1
R		Thomas-street	1
Richard-street	1	W	
Russell-street	1	Woodgate	1
S		Total	41
Shenton-street	1		
Simpson-street	1		
Southgate-street	1		

TABLE No. 16.

Streets in which Deaths from Fever not specified have occurred, and the number in each.

B		W	
Belgrave-gate	1	Wharf-street	1
		Total	2

LEICESTER :

PRINTED BY SPENCER BROTHERS AND RUSSELL,
MARKET PLACE AND CANAL STREET.