

**[Report 1964] / Medical Officer of Health, Keighley Borough.**

**Contributors**

Keighley (England). Borough Council.

**Publication/Creation**

1964

**Persistent URL**

<https://wellcomecollection.org/works/ds5k2nbv>

**License and attribution**

You have permission to make copies of this work under a Creative Commons, Attribution license.

This licence permits unrestricted use, distribution, and reproduction in any medium, provided the original author and source are credited. See the Legal Code for further information.

Image source should be attributed as specified in the full catalogue record. If no source is given the image should be attributed to Wellcome Collection.



Wellcome Collection  
183 Euston Road  
London NW1 2BE UK  
T +44 (0)20 7611 8722  
E [library@wellcomecollection.org](mailto:library@wellcomecollection.org)  
<https://wellcomecollection.org>



Library

**BOROUGH OF KEIGHLEY**

# **ANNUAL REPORT**


of the

**MEDICAL OFFICER OF HEALTH**

**V. P. McDONAGH, M.B., Ch.B., D.P.H.**

**FOR THE YEAR**

**1964**



Digitized by the Internet Archive  
in 2017 with funding from  
Wellcome Library

<https://archive.org/details/b29526668>

## TABLE OF CONTENTS.

	Page
INTRODUCTION ....	5
STAFF ....	11
SECTION 1. Statistics and Social Conditions of the Area	13
SECTION 2. General Provision of Health Services within the Borough ....	27
SECTION 3. Prevalence of and Control over Infectious and other Diseases ....	33
SECTION 4. Environmental Hygiene ....	41
SECTION 5. Delegated Health and Welfare Services ....	59
SECTION 6. Appendix ....	79



# TABLE OF CONTENTS

Page	
1	PREFACE
11	SECTION I. STATUS AND SOCIAL CONDITIONS OF THE AREA
14	SECTION II. GENERAL PROVISIONS IN HEALTH SERVICES WITHIN THE BOROUGH
17	SECTION III. PREVENTION AND CONTROL OF INFECTIOUS AND OTHER DISEASES
21	SECTION IV. ENVIRONMENTAL HYGIENE
25	SECTION V. DELEGATED HEALTH AND WELFARE SERVICES
29	SECTION VI. APPENDIX

## PREFACE.

The following report on the health of the Borough has been compiled along lines laid down by the Ministry of Health.

The chief vital statistics for the year 1964 were:—

Estimated population	....	56,190 estimated mid-1964
Live Birth Rate	....	17.9 per thousand population
Death Rate	....	13.7 per thousand population
Infant Mortality Rate	....	26.8 per thousand live births
Neo-natal Mortality Rate....		20.9 per thousand live births
Stillbirth Rate	....	15.6 per thousand total births
Peri-natal Mortality Rate....		30.3 per thousand total births
Maternal Mortality Rate	....	1.96 per thousand total births

The task of making Keighley smokeless proceeds apace, and it is hoped that within the near future the whole of the Town will be smokeless.

The Abattoir extension was opened in October and now we have an excellent Abattoir with full hygienic and cold storage facilities. Nevertheless, it is important that animals are kept only a short period in lairages prior to slaughter in order to minimise the spread of infection from the few infected animals to the remainder, as even under the best hygienic conditions it is difficult to prevent the passage of infections, especially of salmonellae.

The liaison between the Health Visitors, Midwives, Home Nurses and the General Practitioners in the town has been practically complete for the greater part of the year and a full description of this arrangement, given at a Sessional Meeting of the Royal Society of Health held in Keighley in October, caused much interest. A direct result of this liaison has been a considerably increased immunisation rate as the Health Visitor now works in close co-operation with the General Medical Practitioner, and thus

can immunise families in their own homes where it is difficult, for one reason or another, for the parents to bring their children to the local clinics or surgeries.

*H. P. H. C. Donogh*

Medical Officer of Health.

Public Health Department,  
3, Bow Street,  
Keighley.

Telephone: Keighley 2244/5.

## HEALTH COMMITTEE.

---

THE WORSHIPFUL THE MAYOR  
(Councillor J. NOLAN, J.P.).

---

Chairman:

Alderman A. W. PLANT.

Vice-Chairman:

Councillor J. WRIGHT.

Alderman J. H. WATERWORTH.

Councillor A. BURNHAM.

Councillor Mrs. E. M. FOULDS, M.B.E.

Councillor P. H. GASTON.

Councillor J. LEES, M.A., LL.B.

Councillor D. LITTLE,

Councillor J. H. SEED.

HEALTH COMMITTEE

*Robert D. Dwyer*

Chairman

THE WORSHIPFUL THE MAYOR

COUNCILLOR J. NOYAN, J.P.

Chairman

ALDERMAN A. W. PLANT

Vice-Chairman

COUNCILLOR J. WHEAT

ALDERMAN J. H. WATERHOUSE

COUNCILLOR A. DUNNAN

COUNCILLOR MR. E. M. FOULDS, M.B.E.

COUNCILLOR R. H. GASTON

COUNCILLOR J. LEE, M.A., M.B.

COUNCILLOR D. LITTLE

COUNCILLOR J. H. SEED



## STAFF.

(employed by the Borough Council and/or the West Riding County Council  
at 31st December, 1964).

V. P. McDONAGH, M.B., Ch.B., D.P.H.	Medical Officer of Health and Borough School Medical Officer.
D. E. GLEDHILL, M.B., Ch.B.	Senior Assistant County Medical Officer/School Medical Officer.
J. I. BENNET, M.B., Ch.B.	Assistant County Medical Officer/ School Medical Officer.
T. LINDSAY, M.A.P.H.I., M.R.S.H.	Chief Public Health Inspector.
S. SANDERSON, L.M.R.S.H.	Administrative Officer.
J. BUTTERWORTH, S.R.N., H.V., D.N., Q.N.S.	Borough Nursing Officer.

### *Technical Staff:*

- 6 Public Health Inspectors.
- 1 Technical Assistant.
- 2 Pupil Public Health Inspectors.

### *Midwives, Health Visitors, Home Nurses, Medical Auxiliaries, etc.:*

- 4 Midwives.
- 9 Health Visitors (1 part-time).
- 5 Assistant Health Visitors (4 part-time).
- 6 Home Nurses.
- 91 Domestic Helps (part-time).
- 3 Mental Welfare Officers (1 temporary).

### *Day Nursery:*

OAKWORTH ROAD	...	...	Nursery Staff	...	...	7
---------------	-----	-----	---------------	-----	-----	---

### *Training Centre:*

BRANSHAW VIEW	...	...	Supervisor	...	...	1
			Assistant Supervisor:			
			Qualified	...	...	1
			Unqualified			
			(1 part-time)	...	...	2
			Senior Instructors:			
			Unqualified	...	...	2
			Instructors:			
			Unqualified	...	...	2

### *Clerical and other Staff:*

- 2 Senior Clerks.
- 10 Clerks.
- 1 Abattoir Foreman.





STATISTICS AND  
SOCIAL CONDITIONS OF  
THE AREA



## AREA AND POPULATION STATISTICS.

Keighley, which was incorporated as a Municipal Borough in the year 1882, then covered an area of 1,741 acres. An extension of the Borough in 1895 increased the area to 3,902 acres and a further extension in 1938 increased the area to its present 23,611 acres.

The population, according to the Registrar General's estimate for mid-year 1964, was 56,190. The estimate of the mid-year population of the Borough has fluctuated during recent years as follows:—

1960	....	....	55,230
1961	....	....	56,060
1962	....	....	56,070
1963	....	....	56,670
1964	....	....	56,190

According to the 1961 Census the population density was only 2.4 persons per acre. However, two of the Wards in the Borough, Central and South, had a population equal to 20.3 and 25.2 persons per acre respectively. The total acreage of the Borough when the survey was taken was 23,611 and the population 55,845, a decrease of 1,099 on the figure of ten years earlier.

The density figure of the Central and South Wards were in marked contrast to those of Oxenhope and Oakworth, where the figures were only 0.7 and 0.8 people per acre respectively. The figures for each of the ten wards were as follows:

	Acres	Population	Persons per acre
Central ....	206	4,720	20.3
South ....	234	5,906	25.2
East ....	1,558	5,678	3.6
Oxenhope ....	4,789	3,382	0.7
Haworth ....	1,802	3,923	2.2
Oakworth ....	8,383	6,321	0.8
West ....	1,326	8,251	6.2
North-West ....	1,018	6,684	6.6
North-East ....	555	5,505	9.9
Morton ....	3,737	6,023	1.6

The total number of private houses in the Borough was given as 19,645, with a population living in those premises of 54,671. Structurally separate dwellings occupied were 19,589 and the total number of rooms occupied 85,563; the density of occupation shows an average of 0.65 persons per room.



## RATEABLE VALUE.

The Rateable Value as at 1st April, 1964, was £1,581,207, and the estimated product from a 1d. rate during the financial year 1964/65 £6,300.

## MAIN FEATURES OF THE EMPLOYMENT POSITION.

We are indebted to Miss B. Y. Hatton, of the Keighley Employment Exchange of the Ministry of Labour for the following information.

**Average Rate of Unemployment.** The average numbers of persons registered as unemployed during 1964, in the Keighley, Haworth and Silsden district, were as follows:—

### Wholly Unemployed:

Men and Boys ....	....	....	203
Women and Girls ....	....	....	96

### Temporarily Stopped:

Men and Boys ....	....	....	8
Women and Girls ....	....	....	12

These figures are based on a count which is taken on a certain Monday each month and do not include workers who registered as unemployed during the same week, but on days other than the statistical Monday. The number of these "Non-Monday" short-time workers registered as unemployed was very low during 1964 and averaged only six as compared with a monthly average of 202 in 1963.

**Wholly Unemployed.** The number of wholly unemployed men decreased steadily from 278 in January to 144 in July and only rose slightly to 172 in December. The number of women registered as wholly unemployed was considerably less than the men, but the overall figure remained fairly steady throughout the year, beginning with 87 in January, rising to 109 in October and falling to 66 in December. Unemployment among boys and girls remained low throughout the year varying only slightly from month to month except in August and September, when school-leavers were registered prior to entering employment.

**Temporarily Stopped.** The numbers of men and women affected by short-time working were very low during the year, the highest figure being recorded in September, when 42 men and 19 women were registered as unemployed. The industries affected were Worsted Spinning and Manufacturing, Dyeing, Silk and Rayon Manufacturing and Hosiery.

**Total Unemployed Registers.** Compared with the two previous years, the combined wholly unemployed and temporarily stopped figures fell considerably and short-time working was very slight.

The average rate of unemployment for men, women, boys and girls during 1964 was 1.0% of the employed population, as compared with the regional rate of 1.3% and the national rate of 1.6%.

**General Employment Position.** Throughout 1964 the general employment situation remained satisfactory and demands for labour were consistently high. In January there were 150 outstanding vacancies for men and 268 for women and by December these figures had risen to 169 (men) and 360 (women). Vacancies for boys and girls showed a similar increase as the year progressed, the highest figures being recorded for May and June.

A few redundancies occurred in Worsted Spinning and Manufacturing during the year, but in all cases the redundant workers soon obtained other suitable employment. On the whole, 1964 was a good year for industry, and it is hoped that this favourable trend will continue in 1965.

## VITAL STATISTICS.

			Total	Male	Female	Rate	
<b>Live Births:—</b>							
Legitimate	...	...	918	449	469		
Illegitimate	...	...	89	48	41		
			<hr/>			Uncorrected	17.9(a)
Total	...	...	1007	497	510	Corrected	17.9(a)

Illegitimate live births = 8.8% of total live births.

<b>Stillbirths:—</b>							
Legitimate	...	...	14	5	9		
Illegitimate	...	...	2	1	1		
Total	...	...	16	6	10	15.6 (b)	
TOTAL BIRTHS			1023	503	520		

<b>Infant Mortality:—</b>							
Legitimate	...	...	25	13	12	27.2 (d)	
Illegitimate	...	...	2	1	1	22.5 (e)	
Total	...	...	27	14	13	26.8 (c)	

<b>Neo-natal Mortality:—</b>							
Legitimate	...	...	19	9	10		
Illegitimate	...	...	2	1	1		
Total	...	...	21	10	11	20.9 (c)	



**Early Neo-natal Mortality:—**

Legitimate	...	...	14	6	8	
Illegitimate	...	...	1	1	—	
Total	...	...	15	7	8	14.9 (c)

**Perinatal Mortality:—**

Legitimate	...	...	28	11	17	
Illegitimate	...	...	3	2	1	
Total	...	...	31	13	18	30.3 (b)

<b>Maternal Mortality</b>			2	—	2	1.96 (b)
---------------------------	--	--	---	---	---	----------

**Deaths:—**

(all causes)	...	795	373	422	Uncorrected 14.1 (a)
					Corrected 13.7 (a)

**Area Comparability Factor:—**

Births	....	....	....	....	1.00
Deaths	....	....	....	....	0.97

(a) Rate per 1,000 estimated home population.

(b) Rate per 1,000 live and stillbirths.

(c) Rate per 1,000 live births.

(d) Rate per 1,000 legitimate live births.

(e) Rate per 1,000 illegitimate live births.

**DEATHS.**

Deaths registered during the year numbered 795, made up of 373 males and 422 females. This represented a corrected death rate of 13.7 per thousand population. The corresponding rate for 1963 was 14.9.

# REGISTRAR GENERAL'S RETURN OF CAUSES OF DEATH REGISTERED DURING 1964.

(Residents only).

Diseases					Male	Female
1.	Tuberculosis, Respiratory	...	...	...	3	—
2.	Tuberculosis, Other	...	...	...	—	—
3.	Syphilitic Disease	...	...	...	1	1
4.	Diphtheria	...	...	...	—	—
5.	Whooping Cough	...	...	...	—	—
6.	Meningococcal Infections	...	...	...	—	—
7.	Acute Poliomyelitis	...	...	...	—	—
8.	Measles	...	...	...	—	—
9.	Other Infective and Parasitic Diseases	...	...	...	—	2
10.	Malignant Neoplasm, Stomach	...	...	...	7	15
11.	Malignant Neoplasm, Lung, Bronchus	...	...	...	23	—
12.	Malignant Neoplasm, Breast	...	...	...	—	12
13.	Malignant Neoplasm, Uterus	...	...	...	—	9
14.	Other Malignant and Lymphatic Neoplasms	...	...	...	28	35
15.	Leukaemia, Aleukaemia	...	...	...	—	4
16.	Diabetes	...	...	...	1	8
17.	Vascular Lesions of Nervous System	...	...	...	48	95
18.	Coronary Disease, Angina	...	...	...	90	73
19.	Hypertension with Heart Disease	...	...	...	7	9
20.	Other Heart Disease	...	...	...	34	51
21.	Other Circulatory Disease	...	...	...	15	16
22.	Influenza	...	...	...	—	—
23.	Pneumonia	...	...	...	22	14
24.	Bronchitis	...	...	...	44	26
25.	Other Diseases of Respiratory System	...	...	...	2	1
26.	Ulcer of Stomach and Duodenum	...	...	...	4	1
27.	Gastritis, Enteritis and Diarrhoea	...	...	...	2	1
28.	Nephritis and Nephrosis	...	...	...	—	5
29.	Hyperplasia of Prostate	...	...	...	5	—
30.	Pregnancy, Childbirth, Abortion	...	...	...	—	2
31.	Congenital Malformations	...	...	...	4	3
32.	Other defined and ill-defined Diseases	...	...	...	17	31
33.	Motor Vehicle Accidents	...	...	...	5	—
34.	All other Accidents	...	...	...	6	5
35.	Suicide	...	...	...	4	3
36.	Homicide and Operations of War	...	...	...	1	—
All Cases					373	422

**Principal causes of death.**—As in previous years, the majority of deaths occurred in persons over 65 years of age. The commonest causes were diseases of the heart and circulation, malignant diseases and respiratory diseases.



**Tuberculosis.**— There were 3 deaths from Respiratory Tuberculosis during the year. This shows a further drop compared with the number of deaths which occurred last year. However, we must continue to make every effort to try and effect a complete eradication of this disease.

Year	Sex	Respiratory	Other	Total
1960	Male ...	1	—	1
	Female ...	—	—	
1961	Male ...	3	—	5
	Female ...	2	—	
1962	Male ...	9	—	9
	Female ...	—	—	
1963	Male ...	5	—	6
	Female ...	—	1	
1964	Male ...	3	—	3
	Female ...	—	—	

**Infectious Disease.**—There were 2 deaths from infectious diseases, which is the same number as occurred in the previous year.

Year	Sex	Diphtheria	Whooping Cough	Meningococcal Infections	Acute Polio-myelitis	Measles	Other Infective and Parasitic Diseases	Total
1960	Male	—	—	—	—	—	1	5
	Female	—	—	1	—	—	3	
1961	Male	—	—	—	—	—	—	3
	Female	—	—	—	1	—	2	
1962	Male	1	—	—	—	—	3	4
	Female	—	—	—	—	—	—	
1963	Male	—	—	—	—	—	—	2
	Female	1	—	—	—	—	1	
1964	Male	—	—	—	—	—	—	2
	Female	—	—	—	—	—	2	



**Cancer.**—There were 133 deaths from Cancer during the year, which includes Leukaemia. The table set out below shows details of the deaths from Cancers in different sites for the last five years.

Sex differentiation will again be seen to be most marked in Cancer of the Bronchus.

Year	Sex	Stomach	Lung Bronchus	Breast	Uterus	Other Malignant and Lymphatic Neoplasms	Leukaemia Aleukaemia	Total All Sites
1960	Male	9	25	—	—	32	1	119
	Female	11	—	11	3	24	3	
1961	Male	16	19	1	—	30	2	128
	Female	9	4	10	6	30	1	
1962	Male	5	32	—	—	33	2	130
	Female	13	3	11	7	24	—	
1963	Male	10	29	—	—	37	—	137
	Female	7	1	10	5	38	—	
1964	Male	7	23	—	—	28	—	133
	Female	15	—	12	9	35	4	

**Diseases of Heart and Circulation.**—There were 295 deaths from heart disease and other circulatory diseases. The following table shows these diseases broken down for the last five years.

The total number of deaths from these conditions shows a decline in recent years.

Year	Sex	Coronary disease angina	Hypertension with heart disease	Other heart disease	Other circulatory disease	Total
1960	Male	72	9	34	20	335
	Female	66	17	87	16	
1961	Male	78	15	66	13	353
	Female	62	26	73	20	
1962	Male	99	8	45	8	319
	Female	59	15	67	18	
1963	Male	87	7	30	16	287
	Female	58	12	62	15	
1964	Male	90	7	34	15	295
	Female	73	9	51	16	

**Respiratory Diseases.**—These diseases, which include Influenza, Pneumonia, Bronchitis and other diseases of the respiratory system, caused 109 deaths, which is 18 less than occurred in the previous year.

Year	Sex	Influenza	Pneumonia	Bronchitis	Other diseases of respiratory system	Total
1960	Male	1	11	23	5	70
	Female	1	13	14	2	
1961	Male	2	17	25	4	85
	Female	5	13	17	2	
1962	Male	1	5	32	3	85
	Female	—	13	29	2	
1963	Male	1	31	37	3	127
	Female	—	28	24	3	
1964	Male	—	22	44	2	109
	Female	—	14	26	1	

**Violence.**—There were 14 accidental deaths during the year, other than motor vehicle accidents, of which 4 occurred in persons over 65 years of age. This is 4 deaths less than those for last year, but nevertheless demonstrates how important it is that we should continue our efforts for the prevention of accidents, especially accidents to old people in the home.

Cause of Death	Sex	Age at Death (Years)						Total
		Under 1-	1-5	6-45	46-65	66-74	75 and over	
Accidental falls...	Male	—	—	1	—	—	1	2
	Female	—	—	—	—	—	1	1
Accidents caused by burns and scalds ...	Male	—	—	—	—	—	—	—
	Female	—	—	—	—	—	—	—
Accidents by coal gas poisoning...	Male	—	—	—	—	—	—	—
	Female	—	—	—	—	1	—	1
Other and unspecified accidents	Male	—	—	1	2	—	1	4
	Female	1	1	1	—	—	—	3
Total ...	Male	—	—	2	2	—	2	6
	Female	1	1	1	—	1	1	5

**Mortality from motor vehicle accidents.**—Details of the number of deaths recorded in each of the last 5 years are as follows:—

Year	Sex		Total
	Male	Female	
1960	5	4	9
1961	10	2	12
1962	3	2	5
1963	3	8	11
1964	5	—	5



**Causes of, and ages at death, of Infants dying under 1 year of age registered during 1964.**  
(Residents only).

Cause of Death	Under 1 week	1-2 weeks	2-3 weeks	3-4 weeks	Total under 4 weeks	1-3 months	4-6 months	7-9 months	10-12 months	Total under 1 year
Pneumonia ...	—	—	—	2	2	1	1	1	—	5
Congenital Malformations ...	4	1	—	—	5	—	1	—	—	6
Other Defined and Ill-defined Diseases ...	11	3	—	—	14	—	—	1	—	15
All Other Accidents ...	—	—	—	—	—	1	—	—	—	1
<b>TOTAL</b> ...	15	4	—	2	21	2	2	2	—	27

**DEATHS OF RESIDENTS REGISTERED DURING 1964.**

**Distribution as to place of death.**

	North-East	North-West	South	West	Haworth	Oakworth	Oxenhope	Morton	Institutions	Inward Transfers	Total
Central	23	35	48	38	50	51	36	38	30	40	795
									329	77	

**Allocated according to age.**

	1 and under 5	5 and under 15	15 and under 25	25 and under 35	35 and under 45	45 and under 55	55 and under 65	65 and under 75	75 and over	Total
Under 1	27	2	2	8	21	55	122	225	331	795

# Comparative Statistics 1960-64.

Year	Esti- mated Popula- tion	Live Births			Still Births			Deaths								
		Legitimate		Illegitimate	Legitimate		Illegitimate	Rate								
		Male	Female	Male	Female	Male	Female	Total	(b)	Male	Female	Total	(a)			
1960	55,230	466	424	36	16	942	17.1	13	1	1	28	378	447	825	13.9	
1961	56,060	434	427	28	23	912	16.3	3	9	1	—	13	409	424	833	14.3
1962	56,070	500	457	36	36	1029	18.4	7	9	1	1	18	412	427	839	14.4
1963	56,670	479	437	46	37	999	17.6	5	12	3	—	20	421	449	870	14.9
1964	56,190	449	469	48	41	1007	17.9	5	9	1	1	16	373	422	795	13.7

Year	Infant Mortality		Neo-Natal Mortality				Early Neo-Natal Mortality											
	Legitimate		Illegitimate		Legitimate		Illegitimate		Legitimate		Illegitimate							
	Male	Female	Male	Female	Male	Female	Male	Female	Male	Female	Male	Female						
1960	13	8	—	—	21	22.3	8	5	—	—	13	13.8	6	4	—	10	10.6	
1961	12	5	—	—	17	18.6	10	3	—	—	13	14.3	10	3	—	13	14.3	
1962	20	10	—	1	31	30.1	12	5	—	1	18	17.5	10	5	—	1	16	15.5
1963	10	13	1	—	24	24.0	7	8	1	—	16	16.0	5	8	1	—	14	14.0
1964	6	8	1	—	15	26.8	9	10	1	1	21	20.9	6	8	1	—	15	14.9

## Maternal Deaths

Year	Peri-Natal Mortality		Maternal Deaths	
	Legitimate	Illegitimate	Number	Rate
	Male	Female	(b)	(b)
1960	19	17	1	1.0
1961	13	12	—	—
1962	17	14	1	0.9
1963	10	20	1	0.9
1964	11	17	2	1.9

(a) Rate per 1,000 Estimated house population, corrected in the case of Live Births and Deaths.

(b) Rate per 1,000 Live and Still Births.

(c) Rate per 1,000 Live Births.



**Birth, Mortality and Infectious Diseases Rates for Keighley, the  
West Riding Administrative County and England and Wales.**

	Keighley Municipal Borough	Administrative County	England and Wales
Live Births .....	17.9	18.7	18.4 (a)
Stillbirths .....	15.6	17.6	16.3 (b)
Infant Mortality .....	26.8	22.2	20.0 (c)
Maternal Mortality .....	1.96	0.40	0.25 (b)
Deaths .....	13.7	12.8	11.3 (a)
Tuberculosis, Respiratory .....	0.05	0.05	0.05 (a)
Tuberculosis, Other .....	0.00	0.00	0.01 (a)
Tuberculosis, All Forms .....	0.05	0.05	0.05 (a)
Infective & Parasitic Diseases, excluding Tuberculosis, but including Syphilis and other V.D. ....	0.07	0.04	* (a)
Cancer .....	2.37	2.02	2.11 (a)
Vascular Lesions of the Ner- vous System .....	2.54	1.74	* (a)
Heart and Circulatory Diseases .....	5.25	4.37	* (a)
Respiratory Diseases .....	1.94	1.37	* (a)
Diphtheria .....	0.03	0.01	0.00 (a)
Dysentery .....	0.00	0.25	0.43 (a)
Typhoid Fever .....	0.00	0.00	0.00 (a)
Paratyphoid Fever .....	0.00	0.00	0.00 (a)
Erysipelas .....	0.09	0.04	0.04 (a)
Measles .....	4.13	8.41	6.47 (a)
Meningococcal Infection .....	0.05	0.01	0.01 (a)
Pneumonia Acute .....	0.05	0.21	0.20 (a)
Poliomyelitis Acute (including Polioencephalitis):			
Paralytic .....	0.00	0.00	0.00 (a)
Non-paralytic .....	0.00	0.00	0.00 (a)
Scarlet Fever .....	0.32	0.70	0.42 (a)
Whooping Cough .....	1.26	0.87	0.67 (a)

\* Figures not available.

(a) Rate per 1,000 estimated home population.

(b) Rate per 1,000 live and stillbirths.

(c) Rate per 1,000 live births.



Third, Monthly and Interval Disease Rates for Highway, the  
West Riding Administrative County, and England and Wales.

Highway Monthly Disease	West Riding Administrative County	England and Wales
17.5	17.5	17.5
18.5	18.5	18.5
19.5	19.5	19.5
20.5	20.5	20.5
21.5	21.5	21.5
22.5	22.5	22.5
23.5	23.5	23.5
24.5	24.5	24.5
25.5	25.5	25.5
26.5	26.5	26.5
27.5	27.5	27.5
28.5	28.5	28.5
29.5	29.5	29.5
30.5	30.5	30.5
31.5	31.5	31.5
32.5	32.5	32.5
33.5	33.5	33.5
34.5	34.5	34.5
35.5	35.5	35.5
36.5	36.5	36.5
37.5	37.5	37.5
38.5	38.5	38.5
39.5	39.5	39.5
40.5	40.5	40.5
41.5	41.5	41.5
42.5	42.5	42.5
43.5	43.5	43.5
44.5	44.5	44.5
45.5	45.5	45.5
46.5	46.5	46.5
47.5	47.5	47.5
48.5	48.5	48.5
49.5	49.5	49.5
50.5	50.5	50.5
51.5	51.5	51.5
52.5	52.5	52.5
53.5	53.5	53.5
54.5	54.5	54.5
55.5	55.5	55.5
56.5	56.5	56.5
57.5	57.5	57.5
58.5	58.5	58.5
59.5	59.5	59.5
60.5	60.5	60.5
61.5	61.5	61.5
62.5	62.5	62.5
63.5	63.5	63.5
64.5	64.5	64.5
65.5	65.5	65.5
66.5	66.5	66.5
67.5	67.5	67.5
68.5	68.5	68.5
69.5	69.5	69.5
70.5	70.5	70.5
71.5	71.5	71.5
72.5	72.5	72.5
73.5	73.5	73.5
74.5	74.5	74.5
75.5	75.5	75.5
76.5	76.5	76.5
77.5	77.5	77.5
78.5	78.5	78.5
79.5	79.5	79.5
80.5	80.5	80.5
81.5	81.5	81.5
82.5	82.5	82.5
83.5	83.5	83.5
84.5	84.5	84.5
85.5	85.5	85.5
86.5	86.5	86.5
87.5	87.5	87.5
88.5	88.5	88.5
89.5	89.5	89.5
90.5	90.5	90.5
91.5	91.5	91.5
92.5	92.5	92.5
93.5	93.5	93.5
94.5	94.5	94.5
95.5	95.5	95.5
96.5	96.5	96.5
97.5	97.5	97.5
98.5	98.5	98.5
99.5	99.5	99.5
100.5	100.5	100.5

\* Figures not available.

† Data for 1951 estimated from population.

‡ Data for 1951 not available.

§ Data for 1951 not available.

**GENERAL PROVISION OF  
HEALTH SERVICES  
WITHIN THE BOROUGH**

GENERAL PROVISION OF  
HEALTH SERVICES  
WITHIN THE BOROUGH



## 1.—SERVICES PROVIDED BY THE CORPORATION OF KEIGHLEY.

### National Assistance Acts, 1948 and 1951.

Section 47 of the National Assistance Act, 1948, makes provision for securing the necessary care and attention for persons who:—

- (a) are suffering from grave chronic disease, or, being aged, infirm or physically incapacitated, are living in insanitary conditions; and
- (b) are unable to devote to themselves, and are not receiving from other persons, proper care and attention.

The Local Authority may on receipt of a certificate from the Medical Officer of Health, authorise an application to be made to a Court of Summary Jurisdiction for an Order to remove the person to a suitable hospital or other place and his detention and maintenance therein for a period not exceeding three months.

Under the provisions of the National Assistance (Amendment) Act, 1951, the Local Authority can, where urgent removal is considered necessary, authorise the Medical Officer of Health to take immediate action seeking an Order from a Court of Summary Jurisdiction to detain the person in suitable premises for a period not exceeding three weeks.

A number of cases are brought to the attention of the Department each year; however, every endeavour is made to remedy or alleviate the circumstances before applying for a Court Order.

It was not found necessary to take any action under this legislation during the year.

### National Assistance Act, 1948.

Section 50 of the above Act places on the Local Authority a duty to cause to be buried or cremated the body of any person who has died or been found dead in the area, in any case where it appears that no suitable arrangements for the disposal of the body have been or are being made.

It was found necessary to take action under the above section of the Act in respect of two deaths which occurred in the Borough during the year.

### Mortuary.

The arrangement whereby bodies are accommodated in the Mortuary at Keighley Victoria Hospital, where proper refrigeration facilities are available, has continued on a permanent basis subject to termination by six months' notice on either side. This arrangement has proved to be most satisfactory in every way.



### **Cleansing Station.**

Due to the lack of need to carry out all forms of disinfestation during the past few years the cost of maintaining a Cleansing Station was found to be out of all proportion to the amount of work carried out there. In view of this, it was decided in 1962, to close the station and make arrangements with Bradford for all disinfestations to be carried out there. This has resulted in the provision of an economic and satisfactory service.

### **Laboratory Service.**

Bacteriological examinations of specimens for general practitioners are carried out at The Public Health Laboratory in Bradford and at the Department of Pathology, Keighley Victoria Hospital. Doctors Smith and Stewart, who are in charge of these laboratories, have kept us fully informed of the results of all investigations, and we are extremely grateful to them for their willing and helpful co-operation.

This arrangement is undoubtedly most necessary in order to enable the officers of the Health Department to investigate in the very early stages the outbreak of any infectious disease or food poisoning.

### **Hospitals.**

The Hospitals in this area are administered by the Bingley, Keighley, Skipton and Settle Hospital Management Committee under the direction of the Leeds Regional Hospital Board.

Details of the Hospitals managed by this Committee are set out below:—

Bingley Hospital.

Castleburg Hospital, Settle.

Cawder Ghyll Maternity Hospital, Skipton.

Harden Bridge Hospital.

Keighley and District Victoria Hospital.

Morton Banks Hospital, Keighley.

Raikeswood Hospital, Skipton.

Skipton General Hospital.

St. John's Hospital, Fell Lane, Keighley.

**PREVALENCE OF AND  
CONTROL OVER INFECTIOUS  
AND OTHER DISEASES.**



The first part of the report is devoted to a general survey of the work done during the year. It includes a summary of the results of the various investigations, and a statement of the progress made in the different branches of the study. The second part of the report is devoted to a detailed account of the work done in the different branches of the study. It includes a description of the methods used, and a statement of the results obtained. The third part of the report is devoted to a summary of the work done during the year, and a statement of the progress made in the different branches of the study.

### Section 3

The third part of the report is devoted to a summary of the work done during the year, and a statement of the progress made in the different branches of the study. It includes a description of the methods used, and a statement of the results obtained. The fourth part of the report is devoted to a summary of the work done during the year, and a statement of the progress made in the different branches of the study. It includes a description of the methods used, and a statement of the results obtained.

### Section 4

#### CONTROL OF INFECTIONS

#### AND OTHER DISEASES

The fourth part of the report is devoted to a summary of the work done during the year, and a statement of the progress made in the different branches of the study. It includes a description of the methods used, and a statement of the results obtained. The fifth part of the report is devoted to a summary of the work done during the year, and a statement of the progress made in the different branches of the study. It includes a description of the methods used, and a statement of the results obtained.

- 1. The first part of the report is devoted to a general survey of the work done during the year. It includes a summary of the results of the various investigations, and a statement of the progress made in the different branches of the study.
- 2. The second part of the report is devoted to a detailed account of the work done in the different branches of the study. It includes a description of the methods used, and a statement of the results obtained.
- 3. The third part of the report is devoted to a summary of the work done during the year, and a statement of the progress made in the different branches of the study. It includes a description of the methods used, and a statement of the results obtained.
- 4. The fourth part of the report is devoted to a summary of the work done during the year, and a statement of the progress made in the different branches of the study. It includes a description of the methods used, and a statement of the results obtained.
- 5. The fifth part of the report is devoted to a summary of the work done during the year, and a statement of the progress made in the different branches of the study. It includes a description of the methods used, and a statement of the results obtained.

## NOTIFICATION OF INFECTIOUS AND OTHER NOTIFIABLE DISEASES.

The following diseases are notifiable in this area.

Anthrax, Cholera, Diphtheria, Dysentery, Encephalitis (Acute), Enteric (Typhoid and Paratyphoid) Fever, Erysipelas, Food Poisoning (or suspected Food Poisoning), Malaria, Measles, Membranous Croup, Meningococcal Infection, Ophthalmia Neonatorum, Plague, Pneumonia (Acute Primary and Acute Influenzal), Poliomyelitis (Acute), Puerperal Pyrexia, Relapsing Fever, Scarlet Fever, Smallpox, Tuberculosis, Typhus and Whooping Cough.

The number and age distribution of cases of infectious diseases notified during the year will be found in the appendix.

The number of notifications of infectious diseases received and subsequently corrected during the years 1960 to 1964 inclusive are shown in the following table.

**Number of Corrected Notifications.**

	1960	1961	1962	1963	1964
Anthrax ... ..	—	—	—	—	—
Cholera ... ..	—	—	—	—	—
Diphtheria ... ..	—	—	1	6	2
Dysentery ... ..	10	7	23	—	—
Encephalitis (Acute) ... ..	—	—	1	1	—
Enteric (Typhoid & Paratyphoid) Fever	—	4	1	—	—
Erysipelas ... ..	3	2	2	10	5
Food Poisoning (or Suspected Food Poisoning) ... ..	—	—	—	—	—
Malaria ... ..	—	—	—	—	—
Measles ... ..	34	1362	75	549	232
Membranous Croup ... ..	—	—	—	—	—
Meningococcal Infection ... ..	—	2	3	2	3
Ophthalmia Neonatorum ... ..	—	—	—	—	—
Plague ... ..	—	—	—	—	—
Pneumonia (Acute Primary and Acute Influenzal) ... ..	5	14	11	12	3
Poliomyelitis (Acute) ... ..	1	3	2	—	—
Puerperal Pyrexia ... ..	—	—	—	—	—
Relapsing Fever ... ..	—	—	—	—	—
Scarlet Fever ... ..	81	28	25	31	18
Smallpox ... ..	—	—	—	—	—
Tuberculosis ... ..	18	44	31	46	23
Typhus ... ..	—	—	—	—	—
Whooping Cough ... ..	140	11	3	18	71

### **Diphtheria.**

The early part of the year saw the end of the outbreak of Diphtheria which had commenced during the previous year. Only

2 cases were notified and by April the epidemic had ended. Later in the year swabbing of school children was carried out in two schools, but in no instance was the organism discovered.

### **Dysentery.**

No cases of Dysentery were notified during the year.

### **Enteric (Typhoid and Paratyphoid) Fever.**

No cases of Enteric (Typhoid and Paratyphoid) Fever were notified during the year.

### **Food Poisoning.**

1. Food poisoning notifications (corrected) as returned to R.G.:—

First Quarter	Second Quarter	Third Quarter	Fourth Quarter	Total
Nil	Nil	Nil	Nil	Nil

2. Particulars of Food Poisoning Outbreaks—Nil.
3. Particulars of Food Poisoning Single Cases—Nil.
4. Salmonella Infections. Not food borne—Nil.

### **Measles.**

232 cases of Measles were notified during the year, compared with 549 in the previous year.

### **Ophthalmia Neonatorum.**

No cases of Ophthalmia Neonatorum were notified during the year.

### **Poliomyelitis.**

No cases of Poliomyelitis were notified during the year.

### **Scarlet Fever.**

18 cases of Scarlet Fever were notified during the year, compared with 31 in the previous year. The disease continued to be mild.

### **Tuberculosis.**

23 cases of tuberculosis were notified during the year, of which 17 were pulmonary in type.

3 deaths were recorded during the year from Tuberculosis, Respiratory, all males.



Number of cases on Register 1st January, 1964				Number of cases added to Register during the year.			
Respiratory		Non-Respiratory		Respiratory		Non-Respiratory	
M	F	M	F	M	F	M	F
227	108	22	28	20	3	5	1
Number of cases removed from Register during year				Number of cases remaining on Register, 31st December, 1964			
Respiratory		Non-Respiratory		Respiratory		Non-Respiratory	
M	F	M	F	M	F	M	F
27	9	1	2	220	102	26	27

Included in the appendix is a table which shows the number of notifications of Tuberculosis received together with details of the number of new cases found other than by notification.

The Mass Radiography Unit of the Leeds Regional Hospital Board visited Keighley during the year, and the results of the survey which was then undertaken are set out in the following table.

#### Abnormalities Discovered.

Number Examined	Tuberculosis			Total
	Active	Inactive	Other	
1681	5	7	18	30

The non-tuberculous abnormalities are classified as follows:—

Condition.						No.
Anatomical abnormalities—acquired	...	...	...	...	...	2
Bacterial or virus pulmonary infections	...	...	...	...	...	1
Bronchiectasis	...	...	...	...	...	1
Pulmonary fibrosis—non-tuberculous	...	...	...	...	...	4
Pneumoconiosis	...	...	...	...	...	1
Spontaneous pneumothorax	...	...	...	...	...	1
Primary malignant neoplasms	...	...	...	...	...	2
Pleural thickening	...	...	...	...	...	2
Cardiovascular lesions—acquired	...	...	...	...	...	4
						18

#### Whooping Cough.

71 cases of whooping cough were notified during the year, compared with 18 in the previous year. This increase gives cause for a certain amount of concern, as only 8 of the 71 children involved had been immunised.

### **Bronchitis.**

During the year 44 males and 26 females were reported as having died from this condition. Total deaths, 70, were 9 more than in the previous year.

### **Influenza.**

There was no influenza epidemic in this area during the year.

### **Pneumonia.**

During the year 22 males and 14 females were reported as having died from this condition. Total deaths, 36, were 23 less than in the previous year.

## **NEW CLAIMS TO SICKNESS BENEFIT.**

The total number of new claims to sickness benefit compiled in the local office of the Ministry of Pensions and National Insurance, shows by its fluctuation some indication of the general health of the population, particularly in the progress of seasonal complaints and outbreaks of epidemic influenza.

These figures are made available by the Regional Controller of the Ministry of Pensions and National Insurance through the West Riding County Council.

## ENVIRONMENTAL HYGIENE

## HYGIENE

## Sanitation

During the year 1917, the Department of Health, under the leadership of the Board of Health, has been actively engaged in the work of sanitation. The Department has been successful in securing the cooperation of the various municipalities in the State, and in securing the cooperation of the various industries and businesses in the State. The Department has been successful in securing the cooperation of the various municipalities in the State, and in securing the cooperation of the various industries and businesses in the State. The Department has been successful in securing the cooperation of the various municipalities in the State, and in securing the cooperation of the various industries and businesses in the State.

The Department has been successful in securing the cooperation of the various municipalities in the State, and in securing the cooperation of the various industries and businesses in the State. The Department has been successful in securing the cooperation of the various municipalities in the State, and in securing the cooperation of the various industries and businesses in the State.

## ENVIRONMENTAL HYGIENE

Legislation regarding the Department of Health, under the leadership of the Board of Health, has been enacted by the House of Representatives. The Department has been successful in securing the cooperation of the various municipalities in the State, and in securing the cooperation of the various industries and businesses in the State.

The Department has been successful in securing the cooperation of the various municipalities in the State, and in securing the cooperation of the various industries and businesses in the State. The Department has been successful in securing the cooperation of the various municipalities in the State, and in securing the cooperation of the various industries and businesses in the State.

The Department has been successful in securing the cooperation of the various municipalities in the State, and in securing the cooperation of the various industries and businesses in the State. The Department has been successful in securing the cooperation of the various municipalities in the State, and in securing the cooperation of the various industries and businesses in the State.

## Departmental Reorganization

Reorganization of the Department of Health, under the leadership of the Board of Health, has been enacted by the House of Representatives. The Department has been successful in securing the cooperation of the various municipalities in the State, and in securing the cooperation of the various industries and businesses in the State.

## Sanitation, 1917

During the year 1917, the Department of Health, under the leadership of the Board of Health, has been actively engaged in the work of sanitation. The Department has been successful in securing the cooperation of the various municipalities in the State, and in securing the cooperation of the various industries and businesses in the State.

## Sanitation in Multiple Communities

A United States of this type of sanitation, under the leadership of the Board of Health, has been enacted by the House of Representatives. The Department has been successful in securing the cooperation of the various municipalities in the State, and in securing the cooperation of the various industries and businesses in the State.



The first of these is the fact that the  
the first of these is the fact that the  
the first of these is the fact that the

In the

The first of these is the fact that the

Finally

The first of these is the fact that the  
the first of these is the fact that the  
the first of these is the fact that the

## THE FIRST OF THESE IS THE FACT THAT THE

The first of these is the fact that the  
the first of these is the fact that the  
the first of these is the fact that the  
the first of these is the fact that the

The first of these is the fact that the  
the first of these is the fact that the  
the first of these is the fact that the  
the first of these is the fact that the

## ENVIRONMENTAL HYGIENE.

### HOUSING.

#### Slum Clearance.

During the year a total number of 139 houses which have been previously represented as unfit were confirmed by the Minister, and 2 Compulsory Purchase Orders comprising 274 houses were made and were awaiting inquiry at the end of the year. 17 individual houses were dealt with by demolition or closing orders, dependent on the circumstances, and closing orders were revoked in 5 cases where owners had brought the houses up to the required standard. The table in the appendix shows details of Clearance Areas dealt with since 1957. Further Clearance Areas are being considered, but these are naturally closely linked with the provision of Corporation houses in the Borough.

391 new houses were built during the year by private enterprise, but no houses were completed by the Local Authority in this period. Rehousing was entirely dependent on re-let accommodation.

#### Housing Improvement Grants.

Legislation regarding Housing Improvement Grants was further amended by the Housing Act 1964, which extends the scope of the Standard Grant to allow for the installation of septic tank; structural extension to house, kitchen, or bathroom facilities; additional drainage; for bringing into the house of a piped supply of water.

During the year 334 applications for improvement grants were approved and 362 completed, as compared with 317 and 219 in the previous year. Total grants paid amounted to £47,628.

The Housing Act 1964 further provides for the compulsory improvement of dwellings to provide standard amenities. No action has yet been taken as the staff have been fully occupied dealing with voluntary applications.

#### Corporation Re-housing.

Rehousing on medical grounds continues as required. The Medical Officer of Health awards priority points or makes a firm recommendation as appropriate to each individual case.

#### Rent Act, 1957.

During the year no applications were received for a certificate of disrepair.

#### Houses in Multiple Occupation.

A limited number of this type of occupations exists in the Borough, but those known to the Department are satisfactory in that the houses are under the control of a responsible property



company who work in close co-operation with the Department on the question of structural fitness, provision of standard amenities and facilities. Many of these houses have had the benefit of grants for modernisation and smoke control works.

Not included in this category are the houses occupied by immigrants, mainly of Asian origin. The tendency to overcrowd in communal male groups in the older family type houses of central localities of the town still exists, but has moderated considerably compared with the chaotic conditions in the early years of unrestricted immigration.

### **Sites for Movable Dwellings.**

Four sites for movable dwellings are licensed subject to the sanitary conditions being brought up to the standard specified in the licences. In one case samples of the drinking water were sent for analysis and it was found that there was pollution which was likely to be detrimental to the health of those drinking the water. Action is being taken by the department to ensure that a wholesome supply of water is brought to the site and that other conditions are improved in accordance with model regulations laid down. There are several other sites for individual vans licensed and in course of improvement within the Borough.

### **Sanitary Conveniences and Refuse Accommodation.**

Number of Water Closets (including Trough Closets)	27,894
Number of Waste Water Closets	924
Number of Pail Tub Closets	291
Total number of Closets in the district	29,109

Inspections were made regarding sanitary and refuse accommodation, in connection with which improvements have been made throughout the year.

391 water closets were provided in connection with new houses.

Early in the year the Health Committee made a change in its policy with regard to the payment of grant for closet conversions, and from the 1st April, instead of a standard payment of £10 it was agreed that grant of half the reasonable cost be paid up to a maximum of £40. During the year 68 conversions were effected, for which a total of over £1,500 was paid in grant. In pursuance of the policy of conversion of waste water closets, authority was received to serve notices on 100 dwellings, which were not equipped with water closets, and these are now approaching completion.

There is a hard core of some 300 pail closets at premises where no statutory compulsion can be applied, due to the absence of



pressure water supplies and public sewers. These are mainly in rural areas of the Borough. Discretionary and Standard Grant schemes are reducing this problem by the installation of septic tank drainage.

### **Notices Served and Complied With.**

Details of the Notices Served, both Formal and Informal, will be found in the Appendix.

### **Hygiene in Factories.**

The Department is responsible for the inspection of the sanitary accommodation in all factories under the provision of the Factories Act, 1961. Generally speaking conditions are good and inspections have been made during the course of the year. Information in respect of such inspections together with details found are shown in the appendix.

## **OFFENSIVE TRADES.**

Three tanners and leather dressers are of such long standing as to be outside the powers of period licensing. A further similar trader was given a thirty years' period licence subsequent to the extension of his premises involving heavy capital expenditure.

A long established fat refiner, bone boilers, etc., business, was also made the subject of a long period licence, namely 20 years, following extension of his premises.

The tripe boilers and rag and bone dealers are on annual licence. There are byelaws controlling the hygienic conduct of all the above offensive trades.

There are now nine established trades in the Borough, comprising 4 Tanner and Leather Dressers, 2 Tripe Boilers, 1 Bone Boiler and Fat Refiner and 2 Rag and Bone Dealers.

## **RODENT CONTROL.**

The post of the Rodent Operator within the Department is combined with that of Driver Disinfector, and the average weekly time allotted to the task of rodent control is  $10\frac{1}{2}$  hours. It can thus be seen that it is not possible for the Department to deal with infestations in business premises and treatments generally are restricted to those in domestic premises.

During the year 136 investigations were carried out, being 130 in private premises and 6 in local authority premises.

Sewers throughout the whole Borough were again treated during the year, when sodium fluoracetate was used by a private firm of rodent control specialists.



Premises such as refuse tips, sewage works, abattoirs, trunk and subsidiary sewers and other premises have been treated as frequently as was required during the year.

The Local Authority have powers of enforcement of rodent destruction in industrial and commercial premises, and recommend the employment of one of the many firms of specialists in this work, whose services are readily available for industrialists requiring them.

### **CLEAN AIR ACT.**

The first Smoke Control Area in the Borough, the Highfield Smoke Control Order, which covers 2,812 premises of all kinds, came into operation on the 1st June, 1962. During that year a further two Smoke Control Orders were made, consisting of 2,202 premises in the Braithwaite and Exley Head/Fell Lane areas, and these became operative on 1st July, 1964.

The fourth Smoke Control area, which consists of an Order covering 324 premises, was confirmed by the Ministry of Housing and Local Government at the end of 1963, and will come into operation in the Utley area on the 1st June, 1965.

Confirmation of the fifth Smoke Control area, which is the largest to date, covering 4,884 premises, and known as the Lower Worth Valley Smoke Control Order was received during the year. The Order becomes effective on the 1st October, 1965, and during the year under review literature was sent out to all occupiers of property within the area and work commenced on the conversion of appliances as necessary.

The survey of the sixth Smoke Control area was commenced towards the end of 1964, and this will be represented to the Health Committee during 1965 for submission to the Ministry. The area will cover some 2,000 dwellings within the Parkwood, Long Lee and Thwaites Brow areas.

A circular issued by the Ministry of Housing and Local Government at the end of 1963 indicated a new line of thought with regard to smokeless fuel availability, and a resultant change in the policy governing grants. This matter was fully considered by the Health Committee, and as a result a much wider freedom of choice was given to owners and occupiers of premises in Nos. 4 and 5 Smoke Control Areas, together with a greatly increased grant for alterations. This has resulted in the estimated cost of conversions in the areas concerned being increased by 100%, and this will be continued in subsequent Smoke Control Areas. Further legislation by the Ministry of Housing and Local Government in December, 1964, resulted in the prohibition of payment of grant for the installation of direct acting electric space heaters, the only



electric appliances for which grant is now available being storage heaters consuming current at off peak periods.

In the industrial field the Department have continued to work towards a complete survey. In accordance with national policy, industrial premises have been exempted from Smoke Control areas following improvement of combustion plant. Prior approval of such class of work was given in six instances. Notification of intention to improve combustion arrangements were received in two instances and agreed in each case.

There is a marked tendency to eliminate the old solid fuel fired Lancashire and Yorkshire shell type boiler and to replace the steam motive power by electricity power and to adapt existing boilers to oil-fired furnaces for space heating in the industrial undertakings.

The West Riding County Council have as a policy decided that all premises under their control in the County districts shall burn coal fuel without any option for the local councils to vary this where local circumstances indicate other methods as being desirable. As a consequence three new school buildings will feature the old type industrial stacks to facilitate coal burning. Local residents subject to Smoke Control restrictions on fuel are resentful of this inconsistency on the part of the authorities.

## **FOOD HYGIENE (GENERAL) REGULATIONS, 1960.**

During the year there was a continuance in the practice of self-service in food shops and an increase generally in the amount of food which is prepacked for sale. This reduces the amount of open food found in the shops, and as a result there is less possibility of contamination.

The Public Health Inspectors have made inspections of food handling premises, and towards the end of the year began a series of further inspections, which have resulted in the preparation of large schedules of requirements, which it is hoped will be complied with early in the following year. The continued absence of food poisoning outbreaks is an indication of the careful handling and conservation of the food prior to the sale to the public.

### **Bakehouses.**

There are 55 bakehouses in the district, of which 4 are basement bakehouses under the Factories Act, 1961.

### **Food and Drugs.**

Details of the classes of food which were submitted by the Inspectors to the Public Analyst will be found in the appendix.



## Milk Supply.

In the Borough dealers' licences have been issued as follows:—

Untreated	....	....	....	3
Pasteurised	....	....	....	3
Sterilised	....	....	....	3

## MEAT AND FOOD INSPECTION.

### Slaughterhouse Standards.

The three slaughterhouses now in use in the Borough fully comply with the construction standards prescribed by the Slaughterhouse (Hygiene) Regulations, and the Slaughterhouse (Prevention of Cruelty) Regulations.

### Public Abattoir.

The extensions and modernisations recently carried out were officially opened on 5th November by Alderman A. W. Plant, Chairman of the Health Committee.

The extension and added features concentrated upon were:—

- (i) additional lairage with segregation accommodation for all animals;
- (ii) enlargement of slaughterhall and provision of high level bleeding rail, mechanical pig scraper and six electric chain lifting blocks for cattle and pigs;
- (iii) provision of three cooling halls for temperature controlled storage at 36° to 40° F.;
- (iv) access perimeter road, vehicle turning space and holding pens incorporating cleansing facilities for animal transit vehicles;
- (v) provision of viewing area and traders' offices for wholesale marketing of carcasses;
- (vi) private car parking area;
- (vii) new water main supply and gas heated water sectionalized circulation replacing steam boiler and calorifiers;
- (viii) anti-frost precautions throughout on hot and cold circulations;
- (ix) welfare provisions of shower, toilet, dressing and canteen rest room for slaughtermen;
- (x) provision of statutory lighting intensities.

The cost of the work to date is £100,726.

The management and control aspects are as follows:—

- (a) Income.

Prior to extension, the undertaking was free from debt and was not subsidised from the rate fund.

The throughput in 1962 and 1963 was:

Year	Cattle	Sheep	Pigs	Calves	Total
1962-3 ....	6,934	20,811	7,196	202	35,143
1963-4 ....	7,025	21,516	7,357	161	35,320

Annual income derived exclusively from tolls was £7,000, giving a surplus of £300 per annum income over running costs. After extensions the financial effect, without increasing tolls, would be a deficiency of £7,945, principally due to debt charges of £6,785.

(b) Charges.

(i) The consolidated charge per animal (including killing and hanging from 4th May, 1964) is as follows:

		Wholesalers (including use of Marketing Hall)	Retailers
Cattle	....	18s. 0d.	15s. 0d.
Calves	....	4s. 6d.	3s. 9d.
Sheep	....	4s. 0d.	3s. 0d.
Pigs	...	9s. 6d.	7s. 6d.

The higher scale of charges to wholesalers represents their greater business use of the Council's premises.

(ii) Slaughter after normal hours:

50 per cent. increase in charges.

The increased charge does not apply in the case of emergency slaughter due to ailing animals and delays in transit due to weather conditions.

(iii) Dressed carcasses brought into cooling halls for owner's convenience:

- 1s. 0d. per quarter of beef per day.
- 3d. per item of frozen or chilled offals per day.
- 1s. 0d. per carcase of pork per day.
- 6d. per carcase of lamb per day.

(iv) Cleansing and disinfection of animal transport vehicles:

- Eight-wheeled vehicle 5s. 0d.
- Other than eight-wheeled vehicle 2s. 6d.

(v) Inspection Charges from 7th October, 1963:

Cattle	Sheep	Pigs	Calves
2s. 0d.	4d.	6d.	6d.

Anticipated income from this latter source is £1,236 in a full year, based on 1963 throughput.



The annual 1963 cost of a meat inspection service based on salaries, protective clothing, equipment and professional and clerical assistance is £1,224. It will be seen that the inspection fees equal the inspection costs under abattoir conditions.

(c) Hours of Slaughtering.

Sunday slaughtering is forbidden and the killing hours are restricted to a 42-hour week to enable sufficient time for cleansing and maintenance without incurring substantial overtime labour costs.

With the provision of air-conditioned storage there is now no need to concentrate the slaughter of animals into the days prior to maximum public demand. There was previous justification for this pattern of slaughter in order to minimise the effect of summer blow-fly contamination. It is evident now that each trader can spread this work to provide and replenish a reservoir of carcasses which can be safely allowed to hang and mature. This fact would also indicate that a reduction of slaughtering hours can be introduced, and future holidays be enjoyed more fully by all concerned.

(d) Rota Inspection Service.

Inspectors attend on rota at all slaughtering hours to give a 100 per cent. system of inspection. There is close co-operation with the Ministry of Agriculture, Fisheries and Food officials in reporting the occurrence of post-mortem diseased conditions in carcasses to enable a tracing back to the farm source for investigation by the Animal Health Division. The Ministry also give an advisory bacteriological service on morbid specimens which need confirmatory diagnosis involving pathogenic and parasitic infections.

(e) Factory Responsibilities.

A public abattoir is by definition now a factory with mechanical power and subject to inspection by H.M. Factory Inspectors.

Statutory records, abstracts of acts and notices must be kept and exhibited, including a general register of accidents, employment of young persons, cleansing of premises, certificates of tests, strengths and capacities of winches, chains and blocks, together with certified engineering insurance cover reports on prescribed equipment. An adequate first aid outfit is essential as is a special knowledge on first aid practice amongst the staff having control.

(f) Grading and Certification.

The Ministry of Agriculture, Fisheries and Food deadweight grading and certification scheme is in operation at the abattoir, and careful co-operation with the Ministry officers is important. Early advice of the weight effect of condemnations is essential to correct grading and certification decisions by which the appropriate guaranteed price payments are made available to farmers and traders.



(g) General Management.

Under this heading are a multitude of activities and duties having a comprehensive and collective object of prevention of danger to animal welfare and consequent threat to public health.

The ever-present possibility of particularly vulnerable commodities such as meat and edible blood offals becoming infected with dangerous food-poisoning organisms without there being any clinical or pathological evidence or changes visible, is a constant source of concern to the public health officials.

Most pathological and parasitic conditions are quickly detected through the presence of characteristic degeneration of glands and tissues. Certain food-poisoning organisms to which normal healthy animals are generally immune but of which they are nevertheless the carriers represent the problem to be dealt with.

In order to combat this position it is routine practice to:

- (i) take regular specimens of glands and food offals and to lay sewer swabs for bacteriological examination;
- (ii) curtail the indoor lairage stay of animals to a minimum—in fact to fast and water them;
- (iii) daily cleanse and disinfect all surfaces likely to become heavily contaminated;
- (iv) encourage the trade to dispose of inedible offals into garbage containers without division on the premises, any essential cutting for purpose of salvaging pet food or other animal feeding material being effected at a controlled point.
- (v) periodically seize and destroy all clothing, footwear and perishable equipment which has become a visible potential of infection;
- (vi) daily routine, brushing and hosing of all impervious surfaces and weekly hot sterilizing washes of all equipment and surfaces coming into direct contact with food for human consumption;
- (vii) frequent insecticidal treatment of blow-fly attraction sites before and after removal of contents.

### **SHOPS ACTS, 1912-1950.**

These Acts deal with closing hours of retail shops, half day closing orders, hours of employment of young persons, and meal hours of shop assistants and Sunday trading restrictions.

Supervision is carried out in accordance with the statutory duties laid on Local Authorities by the Act of 1950.

These provisions aim at the control of temperature, ventilation and lighting in shops, suitable and sufficient sanitation, and washing and meal taking facilities.



Every substantial food shop, store and warehouse in the town now has reasonable facilities for promoting cleanliness of premises and personnel.

Opening hours of shops have been influenced during the year by the introduction of new hours for shop assistants and particularly in the shoe trade it has been found that several shops are now closing for the whole day on Tuesday instead of the half day only. In the food trade alterations have been made to shop opening hours to accommodate the assistants and yet permit the best service to be given to the public.

There are over 800 shops or premises carrying on retail business under the purview of these Acts.

During the year 74 visits were made by Inspectors to shops of all descriptions in the town.

### **OFFICES, SHOPS AND RAILWAY PREMISES ACT, 1963.**

The task of administering this legislation in a large number of offices, shops and catering establishments in the Borough became the responsibility of the Department during the year. By the end of the year 447 premises had registered under the Act. During 1965 it is intended to conduct a comprehensive inspection of the town's centre to ensure that all premises who should register under this Act have done so. Details of Registrations and Inspections under the Act, together with an Analysis of Persons Employed in Registered Premises by Workplace will be found in the appendix.

### **DISEASES OF ANIMALS ACTS AND ORDERS.**

The summary of action taken by all officers, including the Divisional Inspector of the Ministry of Agriculture, Fisheries and Food, is as follows:—

#### **Anthrax Order, 1938.**

There were two suspected cases of Anthrax.

#### **Tuberculosis Order, 1964.**

No Form "A" notices were served.

#### **Swine Fever Order, 1963.**

Number of Form "A" Notices served	....	7
Number of outbreaks confirmed	....	Nil
Number of Form "A" Notices withdrawn		7

#### **Pet Animals Act, 1951 (Section 1).**

During the year 5 premises were licensed for use as pet shops, subject to the usual conditions.

## ANIMAL BOARDING ESTABLISHMENTS ACT, 1963.

With effect from the 1st January, 1964, it became necessary for the above Establishments to be licensed and during the year 7 such establishments were inspected by the Department and licences issued.

### WATER SUPPLY.

The Engineer to the Craven Water Board has kindly supplied the following information.

Average daily consumption of water per head of population within the Borough for the year 1964 for all purposes was 43.21 gallons, of which 13.67 gallons was metered and 29.54 gallons domestic and non-metered.

The following mains have been laid during the year:—

Extensions to Mains.	Diameter.		
	3in. yards	4in. yards	6in. yards
Park Road ... ..		13	
Hob Hill, Stanbury ... ..		236	
Providence Crescent, Oakworth ... ..		177	
Castle Road Flats ... ..	70		
Westfield, Oxenhope ... ..	22		
Shann Avenue, Keighley ... ..		41	
Fell Lane ... ..	221	322	194
Holme Wood Road ... ..	62	8	12
Hainworth Wood Road ... ..	53		
Goose Cote Lane ... ..	43		
Park Drive Head ... ..	4	40	
Oakworth Road ... ..			190
Alston Road ... ..			227
Shann Crescent ... ..	182		
Bogthorn ... ..	17	68	
Spring Avenue, Long Lee ... ..	224	267	
Barley Cote Grove ... ..	18		
Park Way, Hainworth Wood Road... ..	44	8	
Bradford Road (By-pass) ... ..		100	
Skipton Road (By-pass) ... ..			195
	960	1280	818

The water supply for the area has been satisfactory, both in quantity and quality.

The following water samples have been submitted for examination during the year:—

#### (i) Bacteriological Examination.

No. of Samples of Unfiltered Water ....	102
No. of Samples of Filtered Water ....	102

All samples were free from B-Coli in 100 ml.



## (ii) Chemical Analysis.

Water Sheddles.				Treated Water Lower Laithe.
No. of Samples	...	12		12
Average figures for the following in parts per million:—				
Colour				
(Hazen)	Less than	5	Less than	5
Turbidity	...	3		3
Electrical Conductivity		106		99
Dissolved Oxygen	...	10.2		9.0
Free C.O. <sub>2</sub>	...	0.9		1.0
Iron	...	0.12		.04
Manganese	...	0.04		.01
Hardness:				
Temporary	...	13.7		5.1
Permanent	...	13.6		31.1
Total	...	27.3		36.2

## Plumbo Solvency Samples.

				Date Sample Collected	Approx. length of lead service pipe	Result of Examination Lead    pH Content    value (part per million)	
<b>Keighley M.B.</b>							
<b>Water Sheddles.</b>							
After standing in pipe for measured period of half-an-hour	...	...	22.4.64	15ft.	Nil	6.4	
After standing in pipe all night	...	...	22.4.64	15ft.	Nil	6.7	
After standing in pipe for measured period of half-an-hour	...	...	7.12.64	25ft.	Nil	6.4	
After standing in pipe all night	...	...	7.12.64	25ft.	Nil	6.5	

### Sladen Valley via Bracken Bank Storage Reservoir.

After standing in pipe for measured period of half-an-hour	...	4.5.64	40ft.	Nil	6.7
After standing in pipe all night	...	5.5.64	40ft.	Nil	6.7

Chemical tests covering the whole of the supply indicate the freedom of lead carbonates.

## SEWERAGE AND SEWAGE DISPOSAL.

We are indebted to Mr. R. C. Gibson, Borough Engineer, for the following information.

### Sewerage and Sewage Disposal Schemes.

(a) Completed during the year:

- i. Low Level Outfall Sewer, Contract No. 2, Bradford Road to Royd Lane. Approx. 1,720 yds., 9in.-45in.

- ii. Marley Sewage Disposal Works Extensions, Contract No. 1, comprising the building of a new recirculation tank, the extension of a pump house with a new wet sump, renewal of 16 No. 100 ft. dia. biological filter distributors, a 21in. dia. pumping main and 21in. dia. effluent drain.
- iii. Fell Lane Relief Sewer, comprising approx. 812 yards of sewer 12in.-24in. dias.
- (b) Under construction at year end:  
Hill Top Road Sewer, approx. 412 yards 9in. dia.
- (c) Awaiting approval at year end:
  - i. Earl Street to River Worth Sewer, 18in.-48in. dia. approx. length 910 yards.
  - ii. Marley Sewage Disposal Works Extensions, Contract No. 2, comprising the building of two new humus tanks, installation of a new sewage pump and measuring weir, renewal of No. 6 154 ft. dia. biological filter distributors together with pipework and feed channels. Contract for this scheme has been let.
- (d) In preparation at year end:  
Main Drainage Relief Scheme No. 3—Wheathead Lane to Fell Lane.

**Details of any part of the district requiring:—**

- (a) Sewers:
  - i. Moorside, Oxenhope.
  - ii. Goose Eye, Laycock.
- (b) Improvement of defective sewers:
  - i. East Morton-Bradford Road to Freedom Mills.
  - ii. High level sewer in River Worth from Haworth Sewage Disposal Works.
  - iii. Bow Street.
  - iv. Sewer from Back Ripley Street to High Cote, Riddlesden.
- (c) Sewage Disposal Works:  
Nil.
- (d) Improvement or extension of sewage disposal works:
  - i. Oakworth and Haworth Sewage Disposal Works are to be abandoned and the flows brought down to the Marley Sewage Disposal Works.  
(b(ii) will achieve this).
  - ii. Oxenhope Sewage Disposal Works are now overloaded and require extension.
- (e) Attention to storm water overflows:  
Nil.



## **Refuse Collection and Disposal.**

For the third successive year a weekly collection was maintained on refuse collection in the whole of the Borough, including the villages of Oakworth and Oxenhope. Despite the increase in the number of "long-carries" which modern development creates, no increase in the number of men has taken place in recent years except to accommodate the weekly service given to Oakworth and Oxenhope since 1st April, 1963. Several "Special Collections" are made each week, virtually nothing being refused and over half of the collections are being made "free of charge." There is no excuse therefore, for the indiscriminate tipping of such items as mattresses, settees, prams, etc., on our surrounding moorlands. Some 300 pail closets are emptied weekly.

Trade Refuse is collected as requested, the majority being done regularly on a contract basis on the approved charges. It is hoped that many tradespeople will take advantage of the advent of  $1\frac{1}{4}$  cubic yard refuse bulk containers, which can be bought direct from the manufacturers or purchased or hired through the Council's Cleansing Department.

Refuse continues to increase in volume by approximately  $7\frac{1}{2}\%$  per annum, while the weight of refuse increases by only  $4\frac{3}{4}\%$ , indicating a continuing decrease in the density of refuse. This is largely due to the rise in the pre-packing of foods and the resultant increase of discarded wrappers. The total refuse collected was 16,737 tons, which is an average of 5.9 cwts. per person per annum for the Borough.

## **Refuse Disposal.**

The majority of refuse is disposed of by controlled tipping at Griffe Fields, Oakworth, which receives approximately 90% of the town's refuse and is rapidly becoming filled. The other tipping used is that at Penistone Quarry, Haworth, which is owned by the Craven Water Board. The tipping there is classified as "crude," and the tip is often on fire, but since it is some way from habitation this does not cause any nuisance.

The only other method of refuse disposal is the baling and subsequent selling of three grades of waste paper, of which some 656 tons were sold to the Thames Board Mills Ltd.



**DELEGATED HEALTH  
AND  
WELFARE SERVICES**

THE JOURNAL OF THE

AMERICAN MEDICAL ASSOCIATION  
PUBLISHED WEEKLY  
CHICAGO, ILL., U.S.A.  
Subscription price, \$5.00 per annum in advance.  
Single copies, 15 cents.  
Entered as Second-Class Matter, May 2, 1912.  
Postage paid at Chicago, Ill., and at additional mailing offices.  
Acceptance for mailing at special rate of postage provided for in  
Act of October 3, 1917, authorized on July 1, 1918.  
Copyright, 1918, by American Medical Association.  
Published by the American Medical Association, 535 North Dearborn Street,  
Chicago, Ill., U.S.A.

DELEGATED HEALTH SERVICES  
AND  
WILFORD SERVICES

THE JOURNAL OF THE  
AMERICAN MEDICAL ASSOCIATION  
PUBLISHED WEEKLY  
CHICAGO, ILL., U.S.A.  
Subscription price, \$5.00 per annum in advance.  
Single copies, 15 cents.  
Entered as Second-Class Matter, May 2, 1912.  
Postage paid at Chicago, Ill., and at additional mailing offices.  
Acceptance for mailing at special rate of postage provided for in  
Act of October 3, 1917, authorized on July 1, 1918.  
Copyright, 1918, by American Medical Association.  
Published by the American Medical Association, 535 North Dearborn Street,  
Chicago, Ill., U.S.A.

THE JOURNAL OF THE  
AMERICAN MEDICAL ASSOCIATION  
PUBLISHED WEEKLY  
CHICAGO, ILL., U.S.A.  
Subscription price, \$5.00 per annum in advance.  
Single copies, 15 cents.  
Entered as Second-Class Matter, May 2, 1912.  
Postage paid at Chicago, Ill., and at additional mailing offices.  
Acceptance for mailing at special rate of postage provided for in  
Act of October 3, 1917, authorized on July 1, 1918.  
Copyright, 1918, by American Medical Association.  
Published by the American Medical Association, 535 North Dearborn Street,  
Chicago, Ill., U.S.A.

THE JOURNAL OF THE  
AMERICAN MEDICAL ASSOCIATION  
PUBLISHED WEEKLY  
CHICAGO, ILL., U.S.A.  
Subscription price, \$5.00 per annum in advance.  
Single copies, 15 cents.  
Entered as Second-Class Matter, May 2, 1912.  
Postage paid at Chicago, Ill., and at additional mailing offices.  
Acceptance for mailing at special rate of postage provided for in  
Act of October 3, 1917, authorized on July 1, 1918.  
Copyright, 1918, by American Medical Association.  
Published by the American Medical Association, 535 North Dearborn Street,  
Chicago, Ill., U.S.A.



## Care of Mothers and Young Children

(Section 22 National Health Service Act, 1946).

**Premises.** Details of the various clinics provided in the Borough will be found in the appendix. They remain principally the same as in previous years. At the end of the year the premises consisted of Westgate Child Welfare Centre and five rented premises in addition, one in the centre and the others in the outlying parts of the Borough. At least three of these premises are unsatisfactory for the proper conduction of clinics, but efforts continue to be made to secure the use of more suitable premises as, and when, they become available.

**Child Welfare Clinics.** The total number of children brought to the clinics during the year was 1,600, who between them made 17,005 attendances. Of the children who attended the clinics, 697 were born in 1964, 533 in 1963 and 370 born in the years 1959/62.

**Ante-Natal and Post-Natal Clinics—Mothercraft and Relaxation Classes.** Arrangements for ante-natal care in the Borough have centred round the general practitioner—midwife liaison. In most cases the doctor held an ante-natal clinic in his surgery which the midwife attended, so that both domiciliary and hospital patients received the combined assistance of doctor and midwife. This has definite advantages in that a more complete and continuous service is available to the patient. The same midwife who meets the patient in the surgery at the ante-natal clinic also visits her on her discharge from hospital. This arrangement is also professionally advantageous to the doctor and midwife. In addition, a midwives only clinic has been held in our own premises to enable staff to see patients who are either booked by a doctor who does not hold an ante-natal clinic on his own premises, or by doctors who have their surgeries out of our area. The number of patients attending this clinic continues to remain very small. Mothercraft and Relaxation Classes were held at Haworth, Victoria Park and Westgate Child Welfare Centres, at St. John's Hospital Maternity Unit and one was also held in a General Practitioner's Surgery. The Classes at St. John's Hospital Maternity Unit comprise a regular course of teaching, shared between the Sister Tutor at the hospital and the responsible Health Visitor. During the year 118 women attended the Authority's Mothercraft and Relaxation Classes and the total number of attendances made amounted to 765.

**Day Nurseries.** The one Day Nursery in the Borough has accommodation for 50 children in the 0 to 5 age group. The total number of children on the register at the end of the year was 20



in the 0 to 2 age group and 32 in the 2 to 5 age group, as compared with 11 and 29 respectively in the previous year. The average daily attendance during the year in the 0 to 2 age group was 15.01 and 21.97 in the 2 to 5 age group.

**Care of the Unmarried Mother and Her Child.** Details of the number of cases dealt with during the year will be found in the appendix. There were 91 illegitimate births assignable to the Borough for the year, 89 were live births and 2 stillbirths. The illegitimate live births in the town represent 8.8 per cent. of the total live births, as against 8.3 per cent. in 1963 and 6.9 per cent. in 1962. 87 cases of illegitimacy were dealt with by the Department during the year. There were 25 cases in the 15 to 19 age group, an increase of five on the previous year. There were also 21 in the 20 to 24 age group, as compared with 26 in the previous year. In the 25 to 29 age group there were 16 and in the 30 to 39 age group, 22.

**Dental Treatment of Expectant and Nursing Mothers.** This service continued to be carried out by the School Dentist on the recommendation either of the Clinic officer or the patient's general practitioner.

**Scheme for the Notification of Congenital Defects Observed at Birth.** This scheme provides for the notification to the department of all congenital defects observed within 36 hours of birth in the case of Live Births, and at birth in the case of Stillbirths. The birth notification card has been overprinted in order to record these details and is completed by both Hospital and Domiciliary Staff as appropriate. A total number of 18 notifications were received during the year.

**Phenylketonuria.** Urine testing for Phenylketonuria is undertaken in order to discover at the earliest possible moment a condition in the child which, if neglected, would give rise to serious mental defect. As in previous years, the Health Visitors have carried out tests. 940 such tests were carried out during the child's fourth week of age or under, 35 over four weeks but less than six weeks, and 10 at six weeks of age or over. Of the 985 tests carried out one proved to be positive. The child in question is now at home on a special diet. The serum phenylalanine is under control and mental development appears to be normal. No particular handicaps have been noted. The child continues to make satisfactory progress and remains under hospital supervision.

**Screen Testing for Deafness by Health Visitors.** During the year 35 children were tested by the Health Visitor. Most of these tests were carried out because the child was considered to be "At



Risk," or there was a need to investigate the hearing capacity, or speech was either delayed, defective or only partially developed. Of the 35 children tested, three were referred to the Otologist, one to the Speech Therapist, and in one case mental retardation was considered a possibility and the child was referred for further investigation.

**Maternity Services.** During the year a total of 1,023 births were assignable to the Borough. Of these, 1,007 were live births and 16 were stillbirths. Details of premature babies born in 1964 will be found in the appendix.

**Domiciliary Midwifery.** (Section 23, National Health Service Act, 1946). A full establishment of four midwives was maintained throughout the year. The changeover of the midwives' case load following attachment with general practitioners has continued, and at the end of 1964, 23 General Practitioners had a midwife attached and of these 14 held a special ante-natal session at which the midwife was present. The midwives were responsible for the care of 96 domiciliary cases and 683 hospital cases following their early discharge.

### **Health Visiting**

(Section 24, National Health Service Act, 1946).

During the year Health Visitor/General Practitioner attachment scheme has continued and the health visitor's function in this context, though constantly changing, is becoming more apparent. In an attempt to produce factual data regarding this work, we conducted two small time and work studies, the results of which are attached. Tables I and III represent a detailed account of two individual health visitors' work for one week, and Tables II and IV, a time study for the same period. The survey is only a sample, intended to be indicative of trends; it does, however, reveal some interesting points:—

- (a) Whilst many "care and after care" visits have been recorded, there is, nevertheless, a good proportion of work in all other aspects of health visiting and school nursing.
- (b) Many people are convinced that the health visitor attached to general practice must waste valuable time travelling; in this respect, however, there is a marked similarity in the findings of this survey as shown in Tables II and IV, and those recorded in Table V, which is an extract from "Health Visiting in the Sixties" by Akester and McPhail, of Leeds, relating to health visiting on a geographical basis. These two studies are not truly comparable, since in our survey we recorded time spent in child welfare, school nursing and health education



sessions, in addition to visiting time. Nevertheless, the important point of issue is the amount of travelling time involved, and here the provision of a car would seem to cancel out any increase.

- (c) Since attachment of the three nursing services to general practice, there seems to be more discussion regarding cases between our own staff, i.e., health visitors, home nursing sisters and midwives, and the work analysis would indicate that this could be so (columns 1 and 2 of Tables I and III).

General Practitioner attachment produces much conjecture regarding the work of the health visitor in the future; in the light of our experience, we are of the opinion that when the general practitioner and health visitor function in closer proximity, work of a medico-social nature increases, and Tables I and III of the analysis support this hypothesis. So far as maternity and child welfare is concerned, we believe that the health visitor will be much more selective in her visiting and that she should direct her efforts to those who, because of special circumstances, are in particular need of her help; and that the problem of reasonably intelligent parents should both ideally, and of necessity, be dealt with by group discussion whenever possible, rather than by protracted individual interviews.

In addition, we are convinced that the attached health visitor is able to cope with the duties of the school nurse, providing she has adequate assistance; that formal health education is a challenge to her; and that in respect of children who are either handicapped or in need of medical attention benefits are to be derived from a school nurse who can readily act as liaison officer between teaching staff, general practitioner, and school medical officer. There are administrative difficulties involved, but these are not insuperable.

**Health Visitor "A"—Work Analysis.**  
**Table I.**

OFFICE TIME		SCHOOLS										Number of Households Visited
Interviewing	'Phone Calls	Pre-School Children	Problem Families or Families with Problems	Ante-Natal Visits	Care and After Care, including T.B. Households	Fixed Sessions (1) C.W.C. (2) Well Baby Clinic in G.P.S.	Liaison (1) G.P. (2) Chest Physician	Special visits in School	Health Education Schools	School Home Visits		
1st day	N.O. 2 cases Asst. H.V. 3 cases N.O. 1 case 1 client	15	7	1	3		Chest Physician (2 cases)			1	10	
2nd day	N.O. 1 case Office 1 case 2 clients N.O. 2 cases	5	1		1	1 Well Baby Clinic	1 G.P. (11 cases discussed)			4	6	
3rd day	Office 1 case H.H. 1 case	6	1		2	1 C.W.C.			2 sessions		3	
4th day	H.N.S. 1 case	5	5		4			1		2	12	
5th day	H.V. 1 case N.O. 2 cases PHI & N.O. 1 case M.W.O. 1 case	5	2		1	1				4	9	
TOTAL		36	16	1	11	3	2	1	2	11	40	

**Abbreviations:**— Asst. H.V., Assistant Health Visitor; N.O., Nursing Officer; H.H., Home Help; H.V., Health Visitor; P.H.I., Public Health Inspector; M.W.O., Mental Welfare Officer; G.P., General Practitioner; S.M.O., School Medical Officer; C.W.C., Child Welfare Centre; G.P.S., General Practitioner's Surgery; Day N., Day Nursery; School C., School Clinic; Sec. of O.P.W., Secretary of Old People's Welfare Association; Mid., Midwife; N.S.P.C.C., National Society for the Prevention of Cruelty to Children; D.N.S., District Nursing Sister; Chld. Dept., Children's Department.



**Health Visitor "A"—Time Study, 1 Week.**  
**Table II.**

	Office Time	Travelling Time	Visiting Time	Fixed Session C.W.C. Well Baby Clinic in G.P.S.	Health Education in Schools	Special Visits in Schools	Liaison visits: (1) G.P.S. (2) Chest Physician	Total Working Time
1st day	2 hrs. 20 mins.	1 hr. 40 mins.	3 hrs. 25 mins.	Nil	Nil	Nil	10 mins.	7 hrs. 35 mins.
2nd day	3 hours	1 hr. 22 mins.	1 hr. 33 mins.	1 hour	Nil	Nil	40 mins.	7 hrs. 35 mins.
3rd day	2 hrs. 20 mins.	37 mins.	43 mins.	2 hrs. 20 mins.	1 hr. 35 mins.	Nil	Nil	7 hrs. 35 mins.
4th day	3 hours	1 hr. 44 mins.	2 hrs. 36 mins.	Nil	Nil	15 mins.	Nil	7 hrs. 35 mins.
5th day	3 hours	2 hrs. 12 mins.	2 hrs. 28 mins.	Nil	Nil	Nil	Nil	7 hrs. 40 mins.

*Abbreviations:*—hrs., hours; mins., minutes; G.P.S., General Practitioner's Surgery.

Health Visitor "B"—Work Analysis.  
Table III.

OFFICE TIME		Pre-School Children	Problem Families or Families with Problems	Ante-Natal Visits	Care and After Care, including T.B. Households	Fixed Sessions (1) C.W.C. (2) Well Baby Clinic in G.P.S.	Liaison (1) G.P. (2) Chest Physician	SCHOOLS			Number of Households Visited
Interviewing	'Phone Calls							Special visits in School	Health Education Schools	School Home Visits	
1st day	1-H.V. 1 case 1-H.V. 1 case 1-D.N.S. 3 cases	14	6	10						2	15
2nd day	1-H.V. 1 case 3 clients M.W.O. 2 cases	9		6			1 G.P.S. (8 cases disc.)			1	9
3rd day	2 clients Midwife 3 cases	18	3	3			1 chest phy. (4 cases) 1 GPS 4 cases discussed	1	1		7
4th day	Office H.H. 1 case		1	2		1		1			3
5th day	N.O.-1 case H.V.-1 case Midwife 1 case H.H. 2 cases	12	2	3		1				1	8
TOTAL		53	12	24		2	3	2	1	4	42

**Abbreviations:**— Asst. H.V., Assistant Health Visitor; N.O., Nursing Officer; H.H., Home Help; H.V., Health Visitor; P.H.I., Public Health Inspector; M.W.O., Mental Welfare Officer; G.P., General Practitioner; S.M.O., School Medical Officer; C.W.C., Child Welfare Centre; G.P.S., General Practitioner's Surgery; Day N., Day Nursery; School C., School Clinic; Sec. of O.P.W., Secretary of Old People's Welfare Association; Mid., Midwife; N.S.P.C.C., National Society for the Prevention of Cruelty to Children; D.N.S., District Nursing Sister; Chld. Dept., Children's Department.



**Health Visitor "B"—Time Study, 1 Week.  
Table IV.**

	Office Time	Travelling Time	Visiting Time	Fixed Session C.W.C. Well Baby Clinic in G.P.S.	Health Education in Schools	Special Visits in Schools	Liaison visits: (1) G.P.S. (2) Chest Physician	Total Working Time
1st day	2 hrs. 25 mins.	1 hr. 36 mins.	3 hrs. 34 mins.	Nil	Nil	Nil	Nil	7 hrs. 35 mins.
2nd day	2 hrs. 45 mins.	1 hr. 38 mins.	2 hrs. 45 mins.	Nil	Nil	Nil	27 mins.	7 hrs. 35 mins.
3rd day	2 hrs. 45 mins.	1 hr. 17 mins.	1 hr. 3 mins.	Nil	1 hr. 20 mins.	15 mins.	55 mins.	7 hrs. 35 mins.
4th day	3 hours	37 mins.	48 mins.	2 hrs. 55 mins.	Nil	15 mins.	Nil	7 hrs. 35 mins.
5th day	3 hrs. 12 mins.	1 hr. 1 min.	1 hr. 42 mins.	1 hr. 45 mins.	Nil	Nil	Nil	7 hrs. 40 mins.

*Abbreviations:—hrs., hours; mins., minutes; G.P.S., General Practitioner's Surgery.*

# Health Visiting in the Sixties (Akester-MacPhail).

## Comparison of the Average Day of Centralized and Decentralized Health Visitors.

Table V

	Visiting	Travelling	Clerical Work	Telephoning	Interviews— Clinics P.H.D.	Liaison visits
Centralized health visitors (including T.B.) ....	2 hrs. 39 mins.	1 hr. 41 mins.	2 hrs. 22 mins.	14 mins.	6 mins.	3 mins.
Decentralized health visitors ....	3 hrs. 28 mins.	1 hr. 17 mins.	2 hrs. 9 mins.	9 mins.	4 mins.	$\frac{1}{2}$ min.



**Follow-up of Patients Discharged from Hospital.** An arrangement exists whereby the Hospital Management Committee inform the Health Department of details of discharges in respect of geriatric patients and of children up to the age of 15 years. This arrangement enables the Health Visitor and General Practitioner to whom she is attached, to follow-up these cases in conjunction with one another following immediate discharge.

### **Home Nursing.**

(Section 25, National Health Service Act, 1946).

All Home Nursing Sisters are now attached to general practitioners, and whilst certain advantages have been achieved, we do not feel that the maximum amount of benefit has so far been experienced by either doctor, nurse or patient. There could be a number of reasons for this, but one important factor is that the staff are fully occupied, and therefore cannot encourage referrals of more acute cases. It is hoped, however, that when we are able to increase the establishment, this aspect of the work will develop, since it would seem that when general practitioner and home nursing sisters are working in closer contact, the nursing at home of more acute cases of illness would both be possible and desirable. For example, much lip service has been paid to the desirability of nursing sick children at home, mainly for psychological reasons, but very few of these cases are, in fact, referred. The total number of visits made by the nursing staff during the year was 20,445, which was similar to previous years. The number of cases requiring dressings was 93, as against 77 in 1963, and whilst this is a trend in the right direction, we feel that many more cases of this type could, with advantage, be dealt with.

**Day and Night Nursing Service.** This service has continued to develop, the main purpose being to ameliorate the nursing of cases of terminal illness in the home, and it is now difficult to imagine how we could manage without this service, particularly in view of the fact that hospital beds for the chronic sick can be difficult to obtain, and conversely, many more old people now live alone and are lacking the support of near relatives. The numbers of nursing cases increased from 10 in 1963, to 23 in 1964.

### **Vaccination and Immunisation**

(Section 26, National Health Service Act, 1946).

During the year, 315 vaccinations and 17 re-vaccinations against smallpox were performed. This represents a very small proportion of the child population. The number of children vaccinated against whooping cough during the year was 930. This



is a substantial increase over the number of children vaccinated against whooping cough in 1963. 991 children received a primary course of immunisation against diphtheria during the year, and in addition 528 children received booster doses. 971 persons received a course of protective treatment against poliomyelitis during the year. Early in 1964 arrangements were made for school entrants to receive protective treatment in school following the school entrants' medical examination. In the case of those who had not received any previous protection, a primary course of immunisation was given. Those who had been previously protected received a booster dose. In addition, following the attachment of health visitors to general practitioners, immunisation procedures have been carried out in the homes by the Health Visitor under the direction of the general practitioner for those children who, for some reason or other, were unable to attend the doctor's surgery or the local authority clinic. The introduction of these schemes is largely responsible for the increased number of children who have received protection against the diseases of diphtheria, whooping cough and tetanus.

### **Prevention of Illness, Care and After-Care**

(Section 28, National Health Service Act, 1946).

**Tuberculosis.** Dr. W. D. Hamilton, Chest Physician. There has been a considerable decrease in the number of new notifications during the year 1964, partly due to the fact that there has not been the same number of Pakistanis notified and that during the year no extensive Mass Radiography Survey was carried out. The comparative statistics for 1963 and 1964 are as follows:—

	1963	1964
Number of new cases seen ....	50	28
Number of new contacts seen ....	260	126
Total number of attendances ....	1661	1472

Seven new cases had positive sputum, 10 were sputum negative, and there were 6 cases of non-pulmonary tuberculosis; in addition, 5 cases were transferred from other areas. There remain 7 cases with positive sputums growing resistant organisms. During the year 2 patients on the Register died, and it has been possible to convert 2 to negative sputum with second-line drugs. One case with persistently resistant sputum was added.

No new cases of tuberculosis have been found in the contacts of the above. They are all seen regularly.



We still see all Mantoux positive school entrants and school leavers. One Mantoux positive child of 5 years was found to have an active primary lesion; he had a short period of treatment in hospital and is doing very well.

The employment position in Keighley remains good, and we have again had no difficulty in finding suitable employment for patients. Relationship with the Ministry of Labour has remained excellent.

**Tuberculosis, Extra Nourishment.** Extra nourishment in the form of liquid milk is provided free of charge to tuberculous patients on the recommendation of the Chest Physician. During the year 166 orders were issued, each covering a maximum period of two months.

**Venereal Diseases.** Posters detailing times and places for the treatment of these conditions have been displayed as previously in public conveniences. Their life, however, has been remarkably short. Further posters have been displayed in doctors' surgeries to greater advantage. No specific health education concerning these diseases has been conducted in schools, but they are discussed with the pupils when the subject is raised spontaneously by them.

### **Health Education.**

(a) **Schools.** Health Education is a developing function of the health team, and whilst there is difficulty in evaluating certain aspects of the work, it does seem that time spent educating the school child regarding his health and well-being could hardly be put to better use, must be in the nature of an investment. The health visitors' routine teaching sessions in the junior schools are well established, and requests for similar arrangements in the secondary schools are increasing; the best results so far seem to have been achieved where class teacher and health visitor have a joint interest and responsibility in the class, so that under the heading of "Homemaking and Citizenship" the health visitor would teach such subjects as parentcraft, general health, social services, etc., the class teacher dealing with related subjects concerning domestic science; whilst human relationships are often covered in discussion groups with the teacher and health visitor present.

(b) **Smoking and Health.** Special visits to schools for the purpose of giving instruction regarding the dangers of smoking have continued, but not so extensively since the subject is now incorporated in routine teaching courses in both junior and secondary schools. Posters, leaflets, etc., are displayed in schools, child welfare centres, school clinic, general practitioner surgeries and the library, etc., at regular intervals.



(c) **Relaxation and Mothercraft Classes.** There are now six classes, one at St. John's Hospital, one in a general practitioner's surgery, and four in local health authority premises; all continue to be well attended.

The pattern remains the same, part of each session being devoted to relaxation and exercises, the other half to mothercraft and discussion. The usefulness of these classes is often criticised; first, on the basis that there is no factual evidence to support the theory that relaxation renders child-birth less painful, and secondly, on the assumption that mothers who attend are likely to be of higher intelligence, and therefore not necessarily in need of instruction regarding mothercraft. It would seem, however, that one important factor has been forgotten, mainly, that a high percentage of all women still have a fear of pregnancy and child-birth, and the elimination of apprehension is of the utmost importance to both mother and child. The basis of all fear is lack of knowledge and understanding, and in this instance, is often coupled with preconceived ideas. These classes provide an excellent and unique opportunity for mothers to re-direct their approach and modify their reaction to the situation, thus creating a better foundation for a good parent/child relationship, and since in the process, the mother becomes more emotionally relaxed, some physical benefit must accrue.

(d) **Home Safety.** The programme was similar to that of previous years. A marquee was hired at the agricultural show in September, at which an exhibition was staged. A float was entered in the children's gala procession, and this year a class of boys from Eastwood Secondary School both designed and erected it. Talks on this subject have been given by members of the Home Safety Committee and the health visitors.

**Loan Equipment.** A variety of loan equipment is held in store and items are available on request from the general practitioner in charge of the case. The loan of this equipment is made free of charge, but applicants are required to sign an undertaking to return the articles in good condition and to pay for any article which is lost or damaged whilst in their care. This service has, and continues to be, greatly appreciated by the public.

**Convalescent Home Treatment.** Arrangements for the admission of certain patients to convalescent homes are made on receipt of a medical certificate from the patient's general practitioner. Each patient is assessed to contribute towards the cost in accordance with a scale of charges approved by the County Council.

**Incontinent Pad Service.** In addition to the Incontinent Laundry Service, which was provided for 102 cases in 1964, as



against 44 cases in 1963, we have found it necessary to continue to provide an Incontinent Pad Service, mainly because of an increasing awareness of a number of patients who, although partially or completely incontinent were not totally bed-ridden, consequently since they are capable of being dressed and spending the day in a chair, the problems they present are different from those of the bedfast patient. The provision of disposable pads to these cases seems to provide the only solution to these difficult problems. Where the household is not yet situate in a clean air area, the soiled pads are normally disposed of by the householder on the fire. In all other cases, these are collected and by arrangement with the Hospital Management Committee are burnt on the hospital incinerator.

**Children Neglected or Ill-treated in their own Homes.** Five meetings of the Co-ordinating Committee were held during the year, and the average attendance was between 14 and 15. At these meetings 16 new cases, comprising of 60 children, were discussed. In addition, members were kept informed of the progress of known chronic families which required supervision. Following our realisation of the fact that one of the prime presenting symptoms of a problem family these days is the inability to pay the high rents of Council houses, together with the determination of Local Authorities to secure the payment of these rents with regularity, the practice of guaranteeing rent in certain cases was continued. During the year rent guarantees were approved in four new cases. It is only after serious consideration—not only at the meetings of the Co-ordinating Committee, but at case conferences held between interested social workers, especially concerned with families—was the decision to guarantee the rent made, although in one or two cases a quick decision was necessary when the danger of eviction loomed very near. The guarantee to one family was discontinued, and since then, we are pleased to report, that they have been paying regularly. At the end of the year 20 families, involving 88 children, were the subject of such a rent guarantee. There is little doubt that many of these would have lost possession of their homes had it not been for the guarantee. Another order for possession was obtained by the Authority against a known problem family who had been the subject of a rent guarantee in the previous year. However, there were other mental health problems involved, and the family was finally broken up and the children taken into the care of the Local Authority.

Although only five meetings were held, a great deal of time was spent by members of the Health Department and others—for example, the Children's Department, the National Assistance Board and the Probation Service—in trying to maintain the family as a complete unit. Frequent case conferences were held, and



although it is difficult to assess the work done in connection with such an intractable problem, we believe that much good has resulted from our efforts. In all preventive work—whether in pure medicine or, as in this instance, in social medicine—it is extremely difficult to evaluate one's methods.

**Chiropody Treatment.** 2,213 Pensioners and 24 Physically Handicapped persons received a total number of 12,897 treatments from chiropodists participating in the Authority's Scheme during the year. It will be seen that the average number of treatments received by each individual patient during the year was only slightly less than the maximum 6 treatments to which they are entitled in any twelve month period. The demand on the scheme remains extremely high.

### **Domestic Help**

(Section 29, National Health Service Act, 1946).

As in previous years, the Domestic Help Service continues to assist people in their own homes who are either sick or so frail as to be unable to carry out the necessary domestic duties such as cleaning, cooking, etc. The staff employed consisted of the equivalent of 38 full-time home helps, an increase of 3 on the previous year, who, in all, attended a total of 616 cases. The demand for this work continues to increase, and it is expected that the service will gradually expand. Further details of the work done will be found in the appendix.

### **Mental Health Service**

(Section 28, National Health Service Act, 1946).

245 cases were referred to the local authority for action during the year. It is the duty of the local authority Mental Welfare Officers to ensure that the proper forms required for admission under the Mental Health Act, 1959, are completed and that the patient is transferred to the hospital by whatever method is most appropriate. They are responsible also for the care and after care work in the community with patients who have either been discharged from Mental Hospitals or who are receiving out-patient treatment by the Hospital Consultant Psychiatrist. Good co-operation has continued to exist between the Mental Welfare Officer, Consultant Psychiatrist and the General Practitioners. The arrangements for admission to hospital are made, as far as is practicable, by the General Practitioner, in consultation with the appropriate hospital consultant, the Mental Welfare Officer only being concerned in cases of admission under order or when there are some other specific reasons requiring their assistance. The work of the Mental Welfare Officer is extremely time consuming,



but provides reasonable satisfaction in the way of achievement, particularly with regard to the after care work. The statistical details can be found in the appendix.

### **Welfare of Handicapped Persons**

(Sections 29 and 30, National Assistance Act, 1948).

In order to assist handicapped persons living in their own homes, a number of conversions and adaptations to property have been carried out. There are now several houses which have been specially adapted for handicapped persons, and if it was ever necessary for them to be relet, priority would be given to rehousing some other handicapped person there. It is hoped that specially designed houses for handicapped persons will be built in the future and that further measures will be taken to secure that the handicapped person will be able to lead as normal a life as possible. Further details will be found in the appendix.

### **Nursery and Child Minders Regulation Act.**

The Day Nursery, Granby Lane, Riddlesden, is registered by the Authority under the above Act, and provides accommodation for 45 children in the 2 to 5 age group. In addition, the Authority has registered a Daily Minder for the care of up to a maximum of six children.

**APPENDIX**





# Notifiable Infectious Diseases.

Numbers of all cases of infectious and other notifiable diseases originally notified during the year, and of the final numbers according to sex and age, after corrections subsequently made either by the Notifying Medical Practitioner or by the Medical Superintendent of the Infectious Diseases Hospital.

Age Group	Scarlet Fever		Whooping Cough		Acute Poliomyelitis Paralytic		Measles (excluding Rubella)		Diphtheria		Dysentery		Menin- gococcal Infection	
	M.	F.	M.	F.	M.	F.	M.	F.	M.	F.	M.	F.	M.	F.
Number originally notified (All Ages)	9	9	42	30	—	—	132	100	2	—	1	1	3	—
Final numbers after correction:														
Under 1	—	—	4	3	—	—	6	8	—	—	—	—	1	—
1 year	—	—	2	4	—	—	18	15	—	—	—	—	—	—
2 years	—	1	4	7	—	—	21	12	—	—	—	—	—	—
3 years	1	1	6	3	—	—	18	19	—	—	—	—	—	—
4 years	4	1	5	2	—	—	19	14	—	—	—	—	—	—
5—9 years	3	4	16	11	—	—	48	32	2	—	—	—	—	—
10—14 years	—	2	3	—	—	—	1	—	—	—	—	—	1	—
15—24 years	1	—	—	—	—	—	—	—	—	—	—	—	1	—
25 and over	—	—	—	—	—	—	—	—	—	—	—	—	—	—
Age Unknown	—	—	1	—	—	—	1	—	—	—	—	—	—	—
Total (All Ages)	9	9	41	30	—	—	132	100	2	—	—	—	3	—



Age Group	Acute Pneumonia		Smallpox		Acute Encephalitis		Typhoid Fever	Paratyphoid Fever	Erysipelas	Food Poisoning
	M.	F.	M.	F.	Infective	Post Infectious				
Number originally notified: (All Ages) ...	...	...	1	3	—	—	—	—	2	4
Final numbers after correction:										
Under 5 years ...	...	...	—	—	—	—	—	—	—	—
5—14 years ...	...	...	—	1	—	—	—	—	—	—
15—44 years ...	...	...	—	1	—	—	—	—	—	—
45—64 years ...	...	...	—	1	—	—	—	—	1	2
65 and over ...	...	...	—	—	—	—	—	—	1	2
Age Unknown ...	...	...	—	—	—	—	—	—	—	—
Total (All Ages) ...	...	...	—	3	—	—	—	—	1	4

Other Notifiable Diseases.

Age Group	Respiratory		Tuberculosis Meninges and C.N.S.		Other		Original		Final	
	M.	F.	M.	F.	M.	F.	M.	F.	M.	F.
Numbers originally notified										
Total (All Ages) ...	16	1	—	—	5	1	—	—	—	—
Final numbers after correction:										
Under 1 year ...	—	—	—	—	—	—	—	—	—	—
1 year ...	—	—	—	—	—	—	—	—	—	—
2—4 years ...	—	—	—	—	—	—	—	—	—	—
5—9 years ...	—	—	—	—	—	—	—	—	—	—
10—14 years ...	1	—	—	—	—	—	—	—	—	—
15—19 years ...	—	1	—	—	—	—	—	—	—	—
20—24 years ...	—	—	—	—	—	—	—	—	—	—
25—34 years ...	4	—	—	—	2	1	—	—	—	—
35—44 years ...	1	—	—	—	1	—	—	—	—	—
45—54 years ...	5	—	—	—	—	—	—	—	—	—
55—64 years ...	4	—	—	—	1	—	—	—	—	—
65—74 years ...	1	—	—	—	—	—	—	—	—	—
75 and over ...	—	—	—	—	—	—	—	—	—	—
Age Unknown ...	—	—	—	—	1	—	—	—	—	—
Total (All Ages) ...	16	1	—	—	5	1	—	—	—	—



# Number of Primary Notifications of new cases of Tuberculosis.

## Formal Notifications.

Age Periods	0—	1—	2—	5—	10—	15—	20—	25—	35—	45—	55—	65—	75—	Total (all ages)
Respiratory Males ...	...	—	—	—	1	—	2	3	1	5	4	—	—	16
Respiratory Females ...	...	—	—	—	—	1	—	—	—	—	—	—	—	1
Non-Respiratory Males ...	...	—	—	—	—	—	—	3	1	—	1	—	—	5
Non-Respiratory Females ...	...	—	—	—	—	—	—	1	—	—	—	—	—	1

## New Cases found other than by Formal Notification.

Age Periods	0—	1—	2—	5—	10—	15—	20—	25—	35—	45—	55—	65—	75—	Total (all ages)
Respiratory Males ...	...	—	—	—	—	—	—	—	—	—	—	—	1	1
Respiratory Females ...	...	—	—	—	—	—	—	—	—	—	—	—	—	—
Non-Respiratory Males ...	...	—	—	—	—	—	—	—	—	—	—	—	—	—
Non-Respiratory Females ...	...	—	—	—	—	—	—	—	—	—	—	—	—	—

## CHILD WELFARE CENTRES.

Particulars of Clinics held, showing day, time and frequency of sessions and staff in attendance, as at 31st December, 1964.

Premises	Antenatal	Infant Welfare
Haworth Hall Green Baptist Chapel	Wednesday p.m. M. Relax	Tuesday p.m. ACMO/HV (2)
Keighley Westgate Clinic Oakworth Road (Phone: Keighley 2244/5)	Tuesday a.m. M. Wednesday p.m. M. (2) Relax	Thursday p.m. ACMO/HV (3) Friday p.m. HV (2)
Mansion House, Victoria Park (Phone: Keighley 2244/5)	Tuesday p.m. M. Relax	Wednesday p.m. GP/HV (3) Thursday p.m. HV
Morton Memorial Institute, East Morton	—	Friday p.m. (alternate) ACMO/HV (2)
Oakworth Holden Hall	—	Monday p.m. (alternate) ACMO/HV (2)
Oxenhope Methodist Sunday School	—	Monday p.m. (alternate) ACMO/HV (2)

NOTE.—The following abbreviations are used.

ACMO.—Assistant County Medical Officer (Senior or other).

HV.—Health Visitor and/or School Nurse.

M.—Midwife.

Relax.—Relaxation Exercise Clinic.



### Ante-Natal and Post Natal Clinics.

Name and address of Ante-natal/ Post-natal Clinic (whether held at Infant Welfare Centre or other premises)	Number of separate sessions held during year					No. of women in attendance (including those seen at com- bined infant welfare and ante-natal sessions)		Total No. of attendances (including those seen at combined infant welfare and ante-natal sessions)	
	Local Health Authority Medical Officers	Midwives (excluding mother- craft and relaxation)	General practi- tioners employed on sessional basis	Hospital medical staff	Total	Ante-natal (7)	Post-natal (8)	Ante-natal (9)	Post-natal (10)
(1)	(2)	(3)	(4)	(5)	(6)	(7)	(8)	(9)	(10)
Westgate C.W.C., Oakworth Road, Keighley	...	12	—	—	12	7	—	17	—

### Ante-Natal, Mothercraft and Relaxation Classes.

Name and Address of Centre	No. of sessions held during the year			No. of women who attended during the year			Total number of attendances made during the year		
	Separate sessions	Combined with normal ante-natal clinic sessions	(3)	Institu- tionally booked	Domiciliary booked	Total	Institu- tionally booked	Domiciliary booked	Total
(1)	(2)	(3)	(4)	(5)	(6)	(7)	(8)	(9)	(10)
Haworth C.W.C., Hall Green Baptist Chapel, Haworth, Keighley	39	—	17	2	19	163	19	182	
Victoria Park C.W.C., The Mansion House, Victoria Park, Keighley	46	—	22	—	22	166	—	166	
Westgate C.W.C., Oakworth Road, Keighley	53	—	72	5	77	372	45	417	
	138	—	111	7	118	701	64	765	

# Infant Welfare Centres.

Name and Address of Centre	No. of Infant welfare sessions held, during year by				No. of children who attended for the first time during the year and who were born in				No. of attendances during the year made by children who were born in				Total attendances during the year	No. of children referred elsewhere					
	Local Health Authority Medical Officers	Health Visitors only	General practitioners employed on sessional basis	Hospital Medical Staff	Total	1964		1963		1959-1962		1964			1963		1959-1962		
						(1)	(2)	(3)	(4)	(5)	(6)	(7)			(8)	(9)	(10)	(11)	(12)
Haworth C.W.C., Hall Green Baptist Chapel, Haworth, Keighley ...	46	2	—	—	48	58	31	36	125	724	856	863	2443	13					
Morton C.W.C., The Memorial Institute, Morton, Keighley ...	25	—	—	—	25	15	21	27	63	178	281	296	755	2					
Oakworth C.W.C., Holden Hall, Oakworth, Keighley ...	21	2	—	—	23	26	9	14	49	302	220	291	813	1					
Oxenhope C.W.C., Methodist Sunday School, Oxenhope, Keighley ...	21	3	—	—	24	28	19	20	67	193	249	274	716	1					
Victoria Park C.W.C., The Mansion House, Victoria Park, Keighley ...	8	43	53	—	104	115	150	125	390	1819	1475	1734	5028	18					
Westgate C.W.C., Oakworth Road, Keighley ...	20	27	55	—	102	455	303	148	906	2649	2271	2330	7250	21					
Totals	141	77	108	—	326	697	533	370	1600	5865	5352	5788	17005	56					



## Care of the Unmarried Mother and Her Child.

Number of cases dealt with during the year:	West Riding Cases	Non- County Cases	Total
(a) Referred by Moral Welfare Organisations ...	7	—	7
(b) Ascertained through own staff (midwives, etc.)	23	—	23
(c) Referred by other services ... ..	57	—	57
<b>Totals ... ..</b>	<b>87</b>	<b>—</b>	<b>87</b>

### Analysis:

#### Married:

With previous illegitimate children ... ..	8	—	8
Without previous illegitimate children ... ..	16	—	16

#### Single:

With previous illegitimate children ... ..	17	—	17
Without previous illegitimate children ... ..	37	—	37

#### Widowed or Divorced:

With previous illegitimate children ... ..	6	—	6
Without previous illegitimate children ... ..	3	—	3

<b>Totals ... ..</b>	<b>87</b>	<b>—</b>	<b>87</b>
----------------------	-----------	----------	-----------

### Ages:

Under 15 ... ..	1	—	1
15—19 ... ..	25	—	25
20—24 ... ..	21	—	21
25—29 ... ..	16	—	16
30—39 ... ..	22	—	22
40 and over ... ..	2	—	2

<b>Totals ... ..</b>	<b>87</b>	<b>—</b>	<b>87</b>
----------------------	-----------	----------	-----------

### Disposal:

#### Cases settled:

Marriage ... ..	2	—	2
Baby died ... ..	2	—	2
Grandparents to take baby home ... ..	—	—	—
Baby adopted ... ..	22	—	22
Baby fostered ... ..	1	—	1
Mother keeping baby ... ..	57	—	57
Cases referred elsewhere ... ..	1	—	1
Cases in which action has been taken but not finally settled ... ..	2	—	2

<b>Totals ... ..</b>	<b>87</b>	<b>—</b>	<b>87</b>
----------------------	-----------	----------	-----------

## Phenylketonuria Testing.

### Number of babies tested by Health Visitors:

(a) During the fourth week of age or under ... ..	...	...	940
(b) Over four weeks but less than six weeks ... ..	...	...	35
(c) Six weeks of age or over ... ..	...	...	10
<b>Total ... ..</b>	<b>...</b>	<b>...</b>	<b>985</b>

### Result of Test:

(a) Negative ... ..	...	...	984
(b) Positive ... ..	...	...	1
(c) No. of (b) confirmed as positive on serum testing at hospital laboratory ... ..	...	...	1

### Care of Premature Infants.

Weight Groups	Live Births	Still-births	No. in Col. 2 who survived for 28 days	No. of Domiciliary Confinements	No. of Institutional Confinements
5 — 5½ ...	39	—	38	3	36
4½ — 5 ...	14	—	13	1	13
4 — 4½ ...	13	1	11	1	13
3½ — 4 ...	6	—	3	—	6
3 — 3½ ...	4	5	2	—	9
2½ — 3 ...	2	2	1	—	4
2 — 2½ ...	6	—	—	—	6
1½ — 2 ...	—	1	—	—	1
1½ and under	—	—	—	—	—
Total ...	84	9	68	5	88

### Day Nurseries.

Name of Nursery	No. of approved places		No. of children on Register at 31st Dec.		Average daily attendance		Approved for training
	0—2 years of age	2—5 years of age	0—2 years of age	2—5 years of age	0—2 years of age	2—5 years of age	
	(2)	(3)	(4)	(5)	(6)	(7)	(8)
Oakworth Road Day Nursery ...	25	25	20	32	15.0	21.9	0—5

### Midwives.

#### Employment of Midwives.

Number of Midwives practising in the area of the Local Supervising Authority at the end of year

	Domiciliary Midwives	Midwives in Institutions	Total
(1)	(2)	(3)	(4)
(a) Midwives employed by the Authority ...	4	—	4
(b) Midwives employed by Voluntary Organisations (including Hospitals not transferred to the Minister under the National Health Service Act) ...	—	—	—
(c) Midwives employed by Hospital Management Committees or Boards of Governors under the National Health Service Act ...	—	20	20
(d) Midwives in Private Practice (including Midwives employed in Nursing Homes)	—	—	—
Totals ...	4	20	24



# DELIVERIES ATTENDED BY MIDWIVES.

*Number of Deliveries Attended by Midwives in the Area during the year*

	DOMICILIARY CASES				CASES IN INSTITUTIONS	
	Doctor not booked		Doctor booked		Totals	
	Doctor present at time of delivery of child (2)	Doctor not present at time of delivery of child (3)	Doctor present at time of delivery of child (either the booked doctor or another) (4)	Doctor not present at time of delivery of child (5)		
EMPLOYMENT OF MIDWIVES						
(1)	(2)	(3)	(4)	(5)	(6)	(7)
(a) Midwives employed by the Authority ...	—	1	4	91	96	—
(b) Midwives employed by Voluntary Organisations (including Hospitals not transferred to the Minister under the National Health Service Act) ...	—	—	—	—	—	—
(c) Midwives employed by Hospital Management Committees or Boards of Governors under the National Health Service Act ...	—	—	—	—	—	1336
(d) Midwives in Private Practice (including Midwives employed in Nursing Homes) ...	—	—	—	—	—	—
Totals ...	—	1	4	91	96	1336

(e) Number of cases delivered in institutions but attended by domiciliary midwives on discharge from institutions—

(i) At forty-eight hours ...	...	...	...	...	...	...	27
(ii) After forty-eight hours, up to and including the fifth day ...	...	...	...	...	...	...	205
(iii) After the fifth but before the tenth day ...	...	...	...	...	...	...	451
Total ...	...	...	...	...	...	...	683

### Medical Aids, etc.

The following statutory notices, under the Midwives Act, 1951, were received from midwives during the year:—

(1) Death of (a) Mother	...	...	...	...	...	...	1
(b) Child	...	...	...	...	...	...	28
(2) Stillbirths	...	...	...	...	...	...	19
(3) Liability to be a source of infection	...	...	...	...	...	...	2

#### MEDICAL AID NOTICES :

Issued for:				No. Issued because of complications arising in/during			
(1)				Preg-nancy	Labour	Lying-in	The Child
				(2)	(3)	(4)	(5)
(a) Domiciliary Cases:							
(i) Where the Medical Practitioner had arranged to provide the patient with maternity medical services under the National Health Service Act				—	10	—	2
(ii) Others				—	—	—	—
(b) Cases in Private Nursing Homes:							
(i) Where the Medical Practitioner had arranged to provide the patient with maternity medical services under the National Health Service Act				—	—	—	—
(ii) Others				—	—	—	—
(c) Cases in Institutions				—	—	—	—
(d) Totals				—	10	—	2

The following is a summary of the 12 medical aid notices issued by midwives during the year:—

#### Labour.

	Domiciliary	Institutional	Total
Labour—delayed	3	—	3
Labour—obstructed	1	—	6
Laceration perineal	6	—	6
	10	—	10

#### The Child.

Asphyxia	1	—	1
Prematurity	1	—	1
	2	—	2



## Administration of Inhalational Analgesics.

### (1) Institutional Midwives.

Number of Institutional Midwives in practice in the area at the end of the year qualified to administer inhalational analgesics in accordance with the requirements of the Central Midwives' Board:—

(a)	Employed in homes and hospitals in the National Health Service ....	20
(b)	Employed in nursing homes or in maternity homes and hospitals not in the National Health Service ....	—
	<b>Totals</b> ....	<b>20</b>

### (2) Domiciliary Midwives.

(a) Number of Domiciliary Midwives in the area who at 31st December were qualified to administer inhalational analgesics:

(i)	Gas and air ....	4	—
(ii)	Trilene ....	4	—

(b) Number of sets of apparatus for the administration of inhalational analgesics in use (or held in reserve) at 31st December:—

(i)	Gas and air ....	1	—
(ii)	Trilene ....	4	—

		Pethi- dine Alone	Alone	Gas and Air With Pethi- dine	Alone	Trilene With Pethi- dine
(c)	Number of cases where analgesia was administered by County Council midwives, including those whose services have terminated during the year ....	14	—	—	13	58
(d)	Number of cases where analgesia was administered by Independent midwives during the year ....	—	—	—	—	—

## Health Visiting and Tuberculosis Visiting.

Cases visited by health visitors	No. of cases (i.e., first visits)	Total visits including first visits but excluding ineffective visits	Ineffec- tive visits
	(1)	(2)	(3)
1. Children born in 1964 ... ..	1005	4225	613
2. Children born in 1963 ... ..	768	2821	371
3. Children born in 1959-62 ... ..	1253	5199	486
4. Total number of children in lines 1-3	3026	12245	1470
5. Persons aged 65 or over (excluding "domestic help only" visits) ...	850	2475	144
6. Number included in line 5 who were visited at the special request of a general practitioner or hospital	650	—	17
7. Mentally disordered persons ...	77	313	30
8. Number included in line 7 who were visited at the special request of a general practitioner or hospital	37	—	—
9. Persons, excluding maternity cases, discharged from hospital (other than mental hospitals) ... ..	430	757	41
10. Number included in line 9 who were visited at the special request of a general practitioner or hospital	202	—	—
11. Number of tuberculous households visited (i.e., visits by health visitors not employed solely on tuberculosis work) ... ..	136	363	113
12. Number of households visited on account of other infectious diseases ... ..	230	586	25
13. Number of tuberculous households visited by tuberculosis visitors (i.e., employed <i>solely</i> on tuber- culosis work) ... ..	—	—	—



## Clinics held in G.P.'s Surgeries by Public Health Nursing Staff.

	No. of Weekly Sessions	No. of Nursing Staff	No. of G.P.'s covered
Well-Baby Clinics— consulting sessions (Health Visitors)	7	7	12
Injection Clinic (Home Nursing Sisters)	1	1	3
Ante-Natal Clinic (Midwives)	10	4	14
Mothercraft and Relaxation Clinics (Midwives and Health Visitors)	1	2	3

### Home Nursing.

Classification	No. of cases attended by Home Nurses during the year	No. of visits paid by Home Nurses during the year
(1) Medical ... ..	717	18274
(2) Surgical ... ..	88	1777
(3) Infectious Diseases ... ..	—	—
(4) Tuberculosis ... ..	7	116
(5) Maternal complications ... ..	24	256
(6) Other ... ..	2	22
Totals ... ..	838	20445

Patients included above who were aged 65 or over at the time of the first visit during the year ... ..	545	14161
Children included above who were under 5 years of age at the time of the first visit during the year ... ..	6	34
Patients included above who have had more than 24 visits during the year ... ..	203	14571

### Tuberculosis—Extra Nourishment.

(a) Number of patients receiving extra nourishment on 31st December, 1963 .... ..	20
(b) Number of patients granted extra nourishment during the year .... ..	15
(c) Number of grants discontinued .... ..	11
(d) Number of patients receiving extra nourishment on 31st December, 1964 .... ..	24
(e) Total number of orders issued from 1st January to 31st December .... ..	166

## VACCINATION AND IMMUNISATION.

### Vaccination against Smallpox.

Age at date of vaccination	1. Number of Persons vaccinated (or re-vaccinated) during period		2. Number of Cases specially reported during period		
	Number vaccinated	Number re-vaccinated	Generalised Vaccinia	Post-Vaccinal Encephalo-myelitis	Death from complications of vaccination other than (a) and (b)
			(a)	(b)	(a) and (b)
0—3 months ...	7	—	—	—	—
3—6 months ...	9	—	—	—	—
6—9 months ...	14	—	—	—	—
9—12 months ...	16	—	—	—	—
1 ... ..	178	—	—	—	—
2—4 ... ..	54	1	—	—	—
5—14 ... ..	28	14	—	—	—
15 or over ...	9	2	—	—	—
Total ... ..	315	17	—	—	—

### Immunisation against Whooping Cough.

#### A. Immunisation carried out during the year.

Number of children who have completed a primary course (normally 3 injections) of pertussis vaccine (singly or in combination) in the Authority's area during the year ended 31st December, 1964.

Year of birth.	Number of children.					
1964 ... ..	...	...	...	...	...	336
1963 ... ..	...	...	...	...	...	353
1962 ... ..	...	...	...	...	...	76
1961 ... ..	...	...	...	...	...	50
1960 ... ..	...	...	...	...	...	29
1955-1959 ...	...	...	...	...	...	78
1950-1954 ...	...	...	...	...	...	8
Total ... ..	...	...	...	...	...	930

#### B. Immunisation in relation to Child Population.

Number of children at 31st December, 1964, who had completed a course of immunisation at any time before that date.

Age at 31/12/64 i.e., born in year:	Under 1 1964	1-4 1963-1960	5-9 1959-1955	10-14 1954-1950	Under 15 Total
Number immunised ...	336	2405	1931	774	5446



C. Whooping Cough Notifications and Deaths in relation to Immunisation during the Year.

Notifications			Deaths		
Age at date of notification	No. of cases notified	No. of cases inc. in preceding col. in which child had completed a full course of immunisation	Age at date of death	No. of deaths	No. of cases inc. in preceding col. in which child had completed a full course of immunisation
Under 1	8	2	Under 1	—	—
1	5	1	1	—	—
2	11	—	2	—	—
3	9	1	3	—	—
4	7	2	4	—	—
5-9	27	2	5-9	—	—
10-14	3	—	10-14	—	—
Age Unknown	1	—	Age Unknown	—	—
Totals	71	8		—	—

Immunisation against Diphtheria.

A. Immunisation carried out during year.

Children born in year:	Number of children who completed a full course of primary immunisation in the authority's area during the year ended 31st December, 1964		Number of children who received a secondary (reinforcing) injection during the year ended 31st December, 1964		Total
1964	...	...	325	—	325
1963	...	...	365	—	365
1962	...	...	79	9	88
1961	...	...	54	4	58
1960	...	...	36	22	58
1955-1959	...	...	126	455	581
1950-1954	...	...	6	38	44
Total	...	...	991	528	1519

B. Immunisation in relation to Child Population.

Number of children at 31st December, 1964, who had completed a course of immunisation **at any time before that date** (i.e., at any time since 1st January, 1950).

Age at 31/12/64	... Under 1	1-4	5-9	10-14	Under 15
i.e., Born in Year	... 1964	1963-1960	1959-1955	1954-1950	Total
<hr/>					
Last complete course of injections (whether primary or booster)					
A. 1960-1964	... 325	2457	2267	1347	6396
B. 1959 or earlier	... —	—	584	743	1327

**C. Diphtheria Notifications and Deaths in relation to Immunisation during the year.**

Notifications			Deaths		
Age at date of notification	No. of cases notified	No. of cases inc. in preceding col. in which child had completed a full course of immunisation	Age at date of death	No. of deaths	No. of cases inc. in preceding col. in which child had completed a full course of immunisation
Under 1	—	—	Under 1	—	—
1	—	—	1	—	—
2	—	—	2	—	—
3	—	—	3	—	—
4	—	—	4	—	—
5-9	2	—	5-9	—	—
10-14	—	—	10-14	—	—
Totals	2	—	Totals	—	—

**Immunisation against Tetanus.**

Immunisation carried out during the year (either singly or in combination with other antigens).

Children born in years								
	1964	1963	1962	1961	1960	1955-59	1950-54	Total
1. Number of children who completed a full course of primary immunisation (including temporary residents) ...	336	353	82	54	32	79	8	944
2. Total number of children who were given a secondary or re-inforcing injection (i.e., subsequent to complete full course) ...	—	—	—	2	10	161	13	186



## Vaccination against Poliomyelitis.

No. of persons vaccinated during year.

### Part I. Persons completing primary immunisation:

Age Group	Number of persons who have received:		Total
	Second Injection of Salk Vaccine	Third dose of Oral vaccine	
(a) Children born in 1964 ... ..	—	95	95
(b) Children born in 1963 ... ..	—	67	67
(c) Children born in 1962 ... ..	—	6	6
(d) Children born in 1961 ... ..	—	13	13
(e) Children and young persons born in years 1943-60 ... ..	—	16	16
(f) Young persons born in years 1933-42 ... ..	—	28	28
(g) Others ... ..	—	1	1
(h) Totals ... ..	—	226	226

### Part II. Persons receiving reinforcing doses:

(a) Number of persons given third injection of Salk vaccine ...	—
(b) Number of persons given fourth injections of Salk vaccine ...	—
(c) Number of persons given a reinforcing dose of oral vaccine after:	
(i) 2 Salk doses ... ..	—
(ii) 3 Salk doses or 3 Oral doses or 2 Salk doses plus 2 Oral doses ... ..	122

## B.C.G. Vaccination.

### A Contact Scheme.

		AGE GROUPS.												All Ages
		Under 1 year Months				Years								
		0-	1-	3-	6-	1-	2-	3-	4-	5-	10-	15-	20-	
Vaccinated:														
Male ...	...	1	5	7	—	5	1	2	2	5	7	1	—	36
Female	...	2	4	1	3	2	4	4	—	8	3	—	—	31
Total	...	3	9	8	3	7	5	6	2	13	10	1	—	67
Result of Vaccination:														
Successful—														
Male ...	...	1	5	7	—	5	1	2	2	5	7	1	—	36
Female	...	2	4	1	3	2	4	4	—	8	3	—	—	31
Total	...	3	9	8	3	7	5	6	2	13	10	1	—	67
Unsuccessful—														
Male ...	...	—	—	—	—	—	—	—	—	—	—	—	—	—
Female	...	—	—	—	—	—	—	—	—	—	—	—	—	—
Total	...	—	—	—	—	—	—	—	—	—	—	—	—	—
Not finally ascertained:														
Male ...	...	—	—	—	—	—	—	—	—	—	—	—	—	—
Female	...	—	—	—	—	—	—	—	—	—	—	—	—	—
Total	...	—	—	—	—	—	—	—	—	—	—	—	—	—

## B. School Children Scheme.

1. No. of Medical Officers approved to undertake B.C.G. Vaccination	...	...	...	...	...	...	3
2. Acceptances.							
(a) No. of children offered tuberculin testing and vaccination if necessary, whether the offer was made during the year or previously	...	...	...	...	...	...	820
(b) No. of (a) found to have been vaccinated previously	...	...	...	...	...	...	8
(c) No. of acceptances	...	...	...	...	...	...	531
(d) Percentages of acceptances, i.e. (c) to (a)—(b)	...	...	...	...	...	...	65.39
3. Pre-Vaccination Tuberculin Test.							
(a) No. of children [2(c)] tested	...	...	...	...	...	...	523
(b) Result of test:—	Heaf Test.				Mantoux Test.		
(i) Positive	...	...	56		—		
(ii) Negative	...	...	466		—		
(iii) Not ascertained	...	...	1		—		
(c) Percentage positive, i.e.,					Total		523
(b) (i) to (b) (i) + (ii)	11.99			—	Total		11.99
4. Vaccination.							
No. Vaccinated:							
(a) Following negative Heaf Test	...	...	...	...	...	...	466
(b) Following negative Mantoux Test	...	...	...	...	...	...	—
					Total	...	466

## C. Students Attending Further Education Establishments.

1. Pre-Vaccination Tuberculin Test.							
(a) No. of students tested	...	...	...	...	...	...	—
(b) Result of test:—	Heaf Test.				Mantoux Test.		
(i) Positive	...	...	—		—		
(ii) Negative	...	...	—		—		
(iii) Not ascertained	...	...	—		—		
(c) Percentage positive	...	...	—		Total		—
					Total		—
2. Vaccination.							
No. vaccinated:							
(a) Following negative Heaf Test	...	...	...	...	...	...	—
(b) Following negative Mantoux Test	...	...	...	...	...	...	—
					Total		—



## Domestic Helps.

### A. *Authorised Allocation.*

(i) Basic	...	...	...	...	...	...	...	40
(ii) Issues from Reserve Pool	...	...	...	...	...	...	...	—
(iii) Total	...	...	...	...	...	...	...	40

### B. *Number of Domestic Helps Employed at 31st December.*

(i) Whole-time	...	...	...	...	...	...	...	—
(ii) Part-time	...	...	...	...	...	...	...	91
(iii) Total	...	...	...	...	...	...	...	91

### C. *Cases Provided with Domestic Help during year ended 31st December.*

Classification	From previous year	No. of cases		No. of hours employed	
		New cases	Total		
(i) Aged 65 or over on first visit during year ...	370	150	520	72299	
(ii) Under 65 years on first visit during year:					
(a) Chronic sick and tuberculous ...	23	19	42	7186	
(b) Mentally disordered ...	1	—	1	153	
(c) Maternity ...	1	24	25	1032	
(d) Others ...	8	20	28	4246	
Totals ...	403	213	616	84916	

### D. *Employment.*

Equivalent number of Home Helps who could have been employed on a whole-time basis ...	...	...	...	38
--	-----	-----	-----	----

## Nurseries and Child-Minders Regulation Act, 1948.

### (a) Nurseries registered under the Act:—

Name and Address of Premises.	No. of Children Provided for	No. of visits of inspection during the year
The Day Nursery, Granby Lane, Riddlesden, Keighley ... *(2 to 5 years age group).	45*	3

### (b) Daily Minders registered under the Act:—

	No. of Children	No. of visits of inspection during the year
Mrs. H. E. Belsey, "Brookfield," Oxenhope, Keighley	6	3

# Chiroprody Treatment.

Agency Service (Name of Voluntary Association)—Keighley Old People's Welfare Committee.

No. of sessions held to 31st December, 1964	No. of patients treated										Total treatments given																													
	In voluntary chiropo- dists' surgeries					In voluntary association's premises or clinics					Domi- ciliary					Total No. Treated					In chiropo- dists' surgeries					In volun- tary associa- tion's premises or clinics					Domi- ciliary					Total No. of Treatments				
	P	PHEM	P	PHEM	P	PHEM	P	PHEM	P	PHEM	P	PHEM	P	PHEM	P	PHEM	P	PHEM	P	PHEM	P	PHEM	P	PHEM	P	PHEM	P	PHEM	P	PHEM	P	PHEM	P	PHEM						
13	2172	24	—	25	—	—	16	—	—	2213	24	—	12595	137	—	118	—	—	47	—	—	12760	137	—																

P.—Pensioners.  
P.H.—Physically Handicapped.  
E.M.—Expectant Mother.





# Number of patients awaiting entry to hospital, or admitted for temporary residential care during 1964.

	Mentally ill				Psychopathic				Subnormal				Severely subnormal				Totalsubnormal and severely subnormal			
	Under 16		16 and over		Under 16		16 and over		Under 16		16 and over		Under 16		16 and over		Under 16		16 and over	
	M	F	M	F	M	F	M	F	M	F	M	F	M	F	M	F	M	F	M	F
	(1)	(2)	(3)	(4)	(5)	(6)	(7)	(8)	(9)	(10)	(11)	(12)	(13)	(14)	(15)	(16)	(17)	(18)	(19)	(20)
1. Number of patients in L.H.A. area on waiting list for admission to hospital at 31/12/64:																				
(a) In urgent need of hospital care ...	—	—	—	—	—	—	—	—	—	—	—	—	—	—	—	—	—	—	—	—
(b) Not in urgent need of hospital care ...	—	—	—	—	—	—	—	—	1	—	—	—	—	—	—	—	1	—	—	1
(c) Total ...	—	—	—	—	—	—	—	—	1	—	—	—	—	—	—	—	1	—	—	1
2. Number of admissions for temporary residential care (e.g., to relieve the family):																				
(a) To N.H.S. hospitals ...	—	—	—	—	—	—	—	—	1	2	—	1	—	—	—	—	3	1	—	4
(b) To L.A. residential accommodation ...	—	—	—	—	—	—	—	—	—	—	—	—	—	—	—	—	—	—	—	—
(c) Elsewhere ...	—	—	—	1	—	—	—	—	—	—	—	—	—	—	—	—	—	—	—	1
(d) Total ...	—	—	—	1	—	—	—	—	1	2	—	1	—	—	—	—	3	1	—	5



# Number of patients referred to Local Health Authority during the year ended 31st December, 1964.

Referred by:	Mentally Ill				Psychopathic				Subnormal				Severely Subnormal				Totalsubnormal and severely subnormal			
	Under 16 and over				Under 16 and over				Under 16 and over				Under 16 and over				Under 16 and over			
	M	F	M	F	M	F	M	F	M	F	M	F	M	F	M	F	M	F	M	F
	(1)	(2)	(3)	(4)	(5)	(6)	(7)	(8)	(9)	(10)	(11)	(12)	(13)	(14)	(15)	(16)	(17)	(18)	(19)	(20)
(a) General practitioners ...	—	—	8	38	—	—	—	—	1	1	—	1	—	—	—	—	2	1	—	—
(b) Hospitals, on discharge from in-patient treatment ...	—	—	7	31	—	—	—	—	1	2	1	—	—	—	—	—	3	1	—	—
(c) Hospitals, after or during out-patient or day treatment ...	—	—	2	6	—	—	—	—	—	—	—	—	—	—	—	—	—	—	—	—
(d) Local education authorities ...	—	—	—	—	—	—	—	—	3	2	2	5	—	—	—	—	5	7	—	—
(e) Police and courts ...	—	—	3	6	—	—	—	—	—	—	—	—	—	—	—	—	—	—	—	—
(f) Other sources ...	—	1	38	66	—	—	—	—	8	4	3	5	—	—	—	—	12	8	—	—
(g) TOTAL ...	—	1	58	147	—	—	—	—	13	9	6	11	—	—	—	—	22	17	—	—

# WELFARE OF THE BLIND—REGISTRATION.

## Age Periods of Registered Blind Persons.

	0	1	2	3	4	5-10	11-15	16-20	21-29	30-39	40-49	50-59	60-64	65-69	70-79	80-84	85-89	90 and over	Unknown	Total
M.	—	—	—	—	—	—	1	—	2	2	3	8	9	5	20	10	—	2	—	62
F.	—	—	—	—	—	1	—	—	1	1	3	7	13	12	34	21	19	7	—	119
Total	—	—	—	—	—	1	1	—	3	3	6	15	22	17	54	31	19	9	—	181

## Age at onset of Blindness.

	0	1	2	3	4	5-10	11-15	16-20	21-29	30-39	40-49	50-59	60-64	65-69	70-79	80-84	85-89	90 and over	Unknown	Total
M.	7	1	—	—	—	3	3	2	1	4	6	9	4	3	15	3	—	—	1	62
F.	8	—	—	1	—	1	—	—	3	4	6	15	16	15	33	13	4	—	—	119
Total	15	1	—	1	—	4	3	2	4	8	12	24	20	18	48	16	4	—	1	181

## Children, age under 16.

### Suitable for Education at School aged 5—15 plus.

Attending Special Schools for the Blind	...	1 male
Attending other Schools	...	1 female with no other defects



Education, Training and Employment.				Age periods, 16 years and upwards.							Total Employed
At school		Employment under Sheltered Conditions in Special Workshops.			Employment under Ordinary Conditions.						
16-20	21-39	40-49	50-59	60-64	65 +	16-20	21-39	40-49	50-59	60-64	65 +
Males	—	1	—	2	—	—	2	1	2	—	—
Females	—	—	—	—	—	—	—	1	—	1	—
Total	—	1	—	2	—	—	2	2	2	1	—
						No. of persons registered under the Disabled Persons Act, 1944					
						Not working 65 and over		Grand Total			
Males	...	—	—	—	7	37	61	22			
Females	...	7	9	4	3	93	118	4			
Total	...	7	9	11	10	130	179	26			

### Occupations of Blind Persons.

Occupations of Blind Persons.																
Employment under Sheltered Conditions:	Telephone Operators	Machine Tool Operators			Boxers	Fillers	Packers	Mattress Makers	Machinists (Bedding, etc.)	Upholsterers	Domestic/Canteen Workers, Cleaners, Care-takers, Porters				Miscellaneous Workers (N.C.C.)	Total
		Opera-	tors								Basket Makers	Mat Makers	Brush Makers	Labourers		
In Special Workshops	—	—	—	—	—	—	1	1	1	1	—	—	—	—	—	5
In Home Workers Schemes...	—	—	—	—	—	—	—	—	—	—	—	—	—	—	—	—
Employment under Ordinary Conditions	1	1	1	1	1	—	—	—	—	—	1	1	1	1	1	7
Total	1	1	1	1	1	1	1	1	1	1	1	1	1	1	1	12

# Physically Defective and Mentally Sub-Normal and Mentally III.

## All Ages.

	Physically Defective	Deaf with Speech	Hard of Hearing	Physically Defective and Hard of Hearing	Total
Males ...	...	...	...	...	...
Females ...	...	...	...	...	...
Total ...	...	...	...	...	...

## Blind Persons aged 16 and upwards (excluding those in Hostels for workers)—resident in

Residential Accommodation  
provided under Part III of  
the 1948 Act, viz.  
Section 21

	Homes for the Blind	Other Homes	Residential Homes	Other Hospitals	Total
Males ...	...	...	...	...	...
Females ...	...	...	...	...	...
Total ...	...	...	...	...	...



Blind Persons Registered as New Cases (excluding recertifications and transfers from other areas) during the year—  
age at date of registration.

	0	1	2	3	4	5-10	11-15	16-20	21-29	30-39	40-49	50-59	60-64	65-69	70-79	80-84	85-89	90 and over	Unknown	Total
M.	—	—	—	—	—	—	1	—	—	—	—	—	1	1	3	2	—	—	—	8
F.	—	—	—	—	—	—	—	—	—	—	—	1	4	3	9	3	2	1	—	22
Total	—	—	—	—	—	—	1	—	—	—	—	1	5	4	12	5	2	1	—	30

Blind Persons Registered as New Cases (excluding recertifications and transfers from other areas) during the year—  
age at onset of Blindness.

	0	1	2	3	4	5-10	11-15	16-20	21-29	30-39	40-49	50-59	60-64	65-69	70-79	80-84	85-89	90 and over	Unknown	Total
M.	—	—	—	—	—	1	—	—	—	—	—	—	1	—	4	1	—	—	1	8
F.	—	—	—	—	—	—	—	—	—	—	—	3	4	2	10	2	1	—	—	22
Total	—	—	—	—	—	1	—	—	—	—	—	3	5	2	14	3	1	—	1	30

### Number of Home Teachers engaged in the area

Fractions to be used for Part-time Home Teachers.

	Certificated			Uncertificated			Grand Total	
	Sighted	Blind	Total	Sighted	Blind	Total		
Males	—	—	—	—	—	—	—	—
Females	1½	—	1½	—	—	—	1½	1½
Total	1½	—	1½	—	—	—	1½	1½

### Miscellaneous Information.

Number of Social Centres	...	...	...	...	1
Number of Handicraft Classes	...	...	...	...	1

# REGISTRATION OF PARTIALLY SIGHTED PERSONS.

Total Number on Register—Age Groups and Sex.								Cases Newly Registered (Excluding Recertifications and Transfers from other Areas), Age at Date of Registration.							
0-1	2-4	5-15	16-20	21-49	50-64	65 & over	Total	0-1	2-4	5-15	16-20	21-49	50-64	65 & over	Total
M.	—	—	—	3	3	9	15	M.	—	—	—	—	1	4	5
F.	—	1	2	5	4	29	41	F.	—	—	—	4	1	7	12
Total	—	1	2	8	7	38	56	Total	—	—	—	4	2	11	17

## Removals from Register during the year for reasons set out below.

On admission to Blind Register.								On Decertification due to Improved Visual Acuity.							
0-1	2-4	5-15	16-20	21-49	50-64	65 & over	Total	0-1	2-4	5-15	16-20	21-49	50-64	65 & over	Total
M.	—	1	—	—	—	2	3	M.	—	—	—	—	1	—	1
F.	—	—	—	—	1	1	2	F.	—	—	—	—	—	—	—
Total	—	1	—	—	1	3	5	Total	—	—	—	—	1	—	1

## Persons near and Prospectively Blind (age 16 and over).

Employed.						Not available for, or not capable of, work.							
16-20		21-49		50-64 65 & over		16-20		21-49		50-64 65 & over		Total	
M.	—	1	1	—	2	M.	—	—	—	1	1	1	3
F.	—	1	1	—	2	F.	—	2	—	3	1	2	6
Total	—	2	2	—	4	Total	—	2	—	4	2	3	9



**Persons Mainly Industrially Handicapped (aged 16 and over).**

Employed.					Unemployed—Not under Training.					Total.		
	16-20	21-49	50-64	65 & over	Total		16-20	21-49	50-64	65 & over	Total	Total
M.	—	2	1	—	3	M.	—	2	1	—	3	3
F.	2	—	—	—	2	F.	2	—	—	—	2	2
Total	2	2	1	—	5	Total	2	2	1	—	5	5

**Persons requiring Observation only  
(aged 16 and over).**

	16-20	21-49	50-64	65 & over	Total
M.	—	—	1	8	9
F.	—	2	3	27	32
Total	—	2	4	35	41

**Children age 5 and under 16  
attending Special Schools.**

	Males	Females	Total
M.	...	...	—
F.	...	...	1
Total	...	...	1

**Persons Registered under the  
Disabled Persons (Employment)  
Act, 1944.**

	Males	Females	Total
M.	...	...	...
F.	...	...	...
Total	...	...	1

# FACTORIES ACT, 1961.

## Part 1 of the Act.

### 1. Inspections for purpose of provisions as to health (including inspections made by Public Health Inspectors).

Premises (1)	Number on Register (2)	Number of Inspec- tions (3)	Written notices (4)	Occupiers prose- cuted (5)
(i) Factories in which Sections 1, 2, 3, 4 and 6 are to be enforced by the Local Authority ... ..	64	1	—	—
(ii) Factories not included in (i) in which Section 7 is enforced by the Local Authority ... ..	478	9	4	—
(iii) Other premises in which Section 7 is enforced by the Local Authority (excluding out-work-ers' premises) ... ..	9	—	—	—
Total ...	551	10	4	—

### 2. Cases in which Defects were found.

(If defects are discovered at the premises on two, three or more separate occasions they should be reckoned as two, three or more "cases.")

Particulars (1)	Number of cases in which defects were found				Number of cases in which prose- cutions were instituted (6)
	Found (2)	Remedied (3)	Referred To H.M. Inspec- tor (4)	By H.M. Inspec- tor (5)	
Want of Cleanliness (S.1) ... ..	—	1	—	1	—
Overcrowding (S.2) ... ..	—	—	—	—	—
Unreasonable temperature (S.3) ... ..	—	—	—	—	—
Inadequate ventilation (S.4) ... ..	—	—	—	—	—
Ineffective drainage of floors (S.6) ... ..	—	—	—	—	—
Sanitary Conveniences (S.7):					
(a) Insufficient ... ..	—	1	—	1	—
(b) Unsuitable or defective ... ..	—	5	—	5	—
(c) Not separate for sexes ... ..	—	—	—	—	—
Other offences against the Act not including offences relat- to Outwork) ... ..	—	—	—	—	—
Total ... ..	—	6	—	6	—



# Part VIII of the Act.

## Outwork.

(Sections 133 and 134).

Nature of Work	Section 133			Section 134		
	No. of out-workers in August list required by Section 133(1) (c)	No. of cases of default in sending lists to the Council	No. of prosecutions for failure to supply lists	No. of instances of work in unwholesome premises	Notices served	Prosecutions
(1)	(2)	(3)	(4)	(5)	(6)	(7)
Wearing apparel: Making, etc.,	51	—	—	—	—	—
Textile Weaving...	6	—	—	—	—	—
Total ...	57	—	—	—	—	—

# THE OFFICES, SHOPS AND RAILWAY PREMISES ACT 1963.

Table A.  
Registrations and General Inspections.

Class of Premises	Number of Premises registered during the year	Total number of registered premises at end of year	Number of registered premises receiving a general inspection during the year
Offices ...	119	119	5
Retail shops ...	274	274	14
Wholesale shops, warehouses ...	22	22	—
Catering establishments open to the public, canteens ...	31	31	1
Fuel Storage depots ...	1	1	—
Total	447	447	20

Table B.

NUMBER OF VISITS OF ALL KINDS BY INSPECTORS TO REGISTERED PREMISES	...	...	21
--	-----	-----	----

Table C.  
Analysis of Persons Employed in Registered Premises in Workplaces.

Class of workplace	Number of persons employed	
	(1)	(2)
Offices ...	...	1,011
Retail shops ...	...	1,191
Wholesale departments, warehouses ...	...	134
Catering establishments open to the public ...	...	217
Canteens ...	...	21
Fuel storage depots ...	...	3
Total	...	2,577
Total Males ...	...	1,154
Total Females ...	...	1,423



Table D—Exemptions.

M/c. Line No.	Class of premises	No. of exemptions current at 31st December (2)	No. of exemptions granted or extended during year (3)	No. of applications refused or exemptions withdrawn during year (4)	No. of cases in cols (3) and (4) where employees opposed application (5)	Appeals to Court against refusal to grant or extend an exemption or against the withdrawal of an exemption No. made (6)	No. allowed (7)
Part I—Space (Sec. 5(2)).							
1.	Offices ... ..						
2.	Retail shops ... ..						
3.	Wholesale shops, warehouses ...						
4.	Catering establishments open to public, canteens ... ..	Nil	Nil	Nil	Nil	Nil	Nil
5.	Fuel storage depots ... ..						
Part II—Temperature (Sec. 6).							
11.	Offices ... ..						
12.	Retail shops ... ..						
13.	Wholesale shops, warehouses ...						
14.	Catering establishments open to public, canteens ... ..	Nil	Nil	Nil	Nil	Nil	Nil
15.	Fuel storage depots ... ..						
Part III—Sanitary Conveniences (Sec. 9).							
21.	Offices ... ..						
22.	Retail shops ... ..						
23.	Wholesale shops, warehouses ...						
24.	Catering establishments open to public, canteens ... ..	Nil	Nil	Nil	Nil	Nil	Nil
25.	Fuel storage depots ... ..						
Part IV—Washing Facilities (Sec. 10).							
31.	Offices ... ..						
32.	Retail shops ... ..						
33.	Wholesale shops, warehouses ...						
34.	Catering establishments open to public, canteens ... ..	Nil	Nil	Nil	Nil	Nil	Nil
35.	Fuel storage depots ... ..						

**Table E—Prosecutions.**

Prosecutions Instituted of which the hearing was completed in the year.

Section of Act or title of Regulation or Order	No. of persons or companies prosecuted	No. of informations laid	No. of informations leading to a conviction
Nil	Nil	Nil	Nil
No. of complaints (or summary applications) made under section 22 ....	....	....	....
No. of interim orders granted ....	....	....	....

**Table F—Inspectors.**

No. of Inspectors appointed under Section 52 (i) or (5) of the Act ....	7
No. of other staff employed for most of their time on work in connection with the Act ....	—



# NOTICES SERVED AND COMPLIED WITH.

				Notices served with (including matters brought forward from 1962)	
				Informal	Formal
Public Health Acts ...	...	31	107	30	65
Housing Act ...	...	—	40	—	40
Factories Act ...	...	—	—	—	—
Milk and Dairies Order ...	...	—	1	—	1
Shops Act ...	...	—	—	—	—
Keighley Corporation Acts ...	...	—	—	—	—
Food and Drugs Act, 1938 ...	...	—	—	—	—
West Riding County Council (General Powers Act, 1951) ...	...	—	—	—	—
Clean Air Act, 1956 ...	...	—	132	—	54
Rent Act, 1957 ...	...	—	—	—	—

## Clearance Areas represented from 1958.

Area	Date Represented	Date of Public Inquiry	Date Confirmed	No. of Houses
Calversyke ...	19.3.58	10.12.58	27.4.59	21
Central No. 1 ...	22.1.58	26.11.58	28.5.59	34
Central No. 2 ...	22.1.58	26.11.58	28.5.59	23
Central No. 3 ...	22.1.58	26.11.58	28.5.59	9
Wesley Place No. 1 ...	30.4.59	25.11.59	14.7.60	31
Ebenezer Square ...	30.4.59	25.11.59	22.6.60	53
South Street No. 1 ...	2.7.59	29.3.60	19.10.60	59
South Street No. 2 ...	2.7.59	29.3.60	19.10.60	14
Worth Village ...	2.7.59	29.3.60	21.11.60	57
Hermit Hole No. 1 ...	23.7.59	25.5.60	1.2.61	12
Hermit Hole No. 2 ...	23.7.59	25.5.60	1.2.61	3
Hermit Hole No. 3 ...	23.7.59	25.5.60	1.2.61	2
Hermit Hole No. 4 ...	23.7.59	25.5.60	1.2.61	51
Hainworth Cragg Road ...	23.7.59	25.6.60	1.2.61	6
Seed Street ...	3.12.59	—	24.3.60	20
Eastwood Square ...	3.12.59	21.6.60	16.1.61	26
Bocking ...	3.12.59	21.4.60	20.7.60	14
Pitt Street—Parkwood ...	15.6.60	28.3.61	18.8.61	106
Berry Lane ...	16.2.60	21.2.61	6.7.61	73
Aireworth Road ...	15.6.60	—	10.6.61	5
Beech Grove ...	19.10.60	22.8.61	30.11.61	29
Woodhouse Road ...	19.10.60	22.8.61	30.11.61	12
Heys Gardens, South St. Oakworth Road/	19.4.61	—	27.4.62	8
Aireworth Street ...	11.7.62	22.5.63	14.8.63	210
Haworth No. 1 ...	27.2.63	10.12.63	9.7.64	33
Haworth No. 2 ...	27.2.63	10.12.63	9.7.64	4
Gotts Terrace and Wrights Terrace ...	27.2.63	10.12.63	18.2.64	14
Low Well Street, Scott Street, Brigg Street ...	10.7.63	12.5.64	4.11.64	88
Worth Village No. 2 ...	14.10.64	—	—	35
Worth Village No. 3 ...	14.10.64	—	—	171
Mohair Street/Woollen Street/Mount Street ...	25.11.64	—	—	68
				1291

## List of Registered Premises.

No. Registered under Food and Drugs Act....	....	....	149
Ice Cream Retailers Registered	....	....	238
Dairies (Excluding Farm Dairies)	....	....	15
Restaurants, Cafes and Snack Bars	....	....	80
Bakehouses (Four licensed)	....	....	55
No. of Premises authorised under Ice Cream (Heat Treatment) Regulations	....	....	2
Grocers and Other Food Shops	....	....	445
Food Hawkers and Mobile Shops	....	....	33
Licensed Houses	....	....	61
Butchers' Shops	....	....	70
Factory and Workshop Canteens	....	....	14
Hospital Kitchens	....	....	3
School Kitchens and Canteens	....	....	18
			<hr/>
			1183
			<hr/>



### Schedule 3.

#### FOOD SAMPLING—BACTERIOLOGICAL.

Type	No. of Samples	Satisfactory	Unsatisfactory
Fancy Solid Pack			
Light Meat Tuna ....	1	1	—
Peeled Plum Tomatoes	1	1	—
Boiled Ham ....	1	1	—

#### MILK AND FOOD SAMPLING—CHEMICAL ANALYSIS.

Type of Food Submitted	No. of Samples	Genuine	Not Genuine
Milk ... (Informal)	88	86	2
Milk ... (Formal)	6	5	1
Dairy Cream Cake ... (Informal)	7	5	2
Double Cream ... (Informal)	1	1	—
Cream Chocolate Eclair (Informal)	2	2	—
Dressed Crab ... (Informal)	2	2	—
Fishcakes ... (Informal)	2	2	—
Jersey Cream ... (Informal)	1	1	—
Lemon Cheese ... (Informal)	1	1	—
Plum Jam ... (Informal)	1	1	—
Farm Butter ... (Informal)	1	1	—
Fresh Cream Doughnuts (Informal)	1	1	—
Fresh Cream Doughnuts (Formal)	1	1	—
Creamed Sago ... (Informal)	1	1	—
Cornish Pasty ... (Informal)	1	1	—
Pork Sausage ... (Informal)	1	1	—
Beef Sausage ... (Informal)	1	1	—
Cream Horn ... (Informal)	1	1	—
Potted Meat ... (Informal)	1	—	1
Mixed Fruit Jam ... (Informal)	1	1	—
Chicken Stock ... (Informal)	1	1	—
Beef Stock ... (Informal)	1	1	—
	123	117	6

#### Milk Sampling—Bacteriological.

##### PRODUCERS.

##### Brucellosis.

Ring Test.		Culture Test.	
Number Tested	Number Satisfactory	Number Tested	Number Satisfactory
63	36	62	48

##### DEALERS.

Grade of Milk	No. Sampled	Satisfactory	Unsatisfactory
Tuberculin Tested ...	—	—	—
T.T. Pasteurised ...	36	36	—
Pasteurised ...	—	—	—
Sterilised ...	—	—	—

## Total Weight of other Foodstuffs condemned.

Type of Food Condemned	Weights			
	Tons	Cwts.	Qrs.	Lbs.
Corned Beef (tinned) ... ..	—	—	2	13
Meat and Offal (imported) ... ..	—	—	—	14
Bacon and Ham ... ..	—	—	2	17
Other Meat and Meat Products ... ..	—	10	3	18
Tomatoes (tinned) ... ..	—	1	1	20
Vegetables (tinned) ... ..	—	3	—	22
Fruit (tinned) ... ..	—	8	3	6
Fish (tinned) ... ..	—	—	2	2
Fish (fresh) ... ..	—	—	—	14
Pudding (tinned) ... ..	—	—	1	27
Milk (tinned) ... ..	—	—	1	—
Soup (tinned) ... ..	—	1	2	23
Chicken (tinned) ... ..	—	—	—	24
Butter ... ..	—	—	—	3
Pickles ... ..	—	—	—	7
Jam and Marmalade (tinned) ... ..	—	—	2	25
Sweets ... ..	—	—	2	4
Eggs (Frozen pasteurised) ... ..	—	—	—	14
	1	10	2	1



## Summary of Animals Slaughtered and Inspected at the Public Abattoir.

	Cattle (excl. Cows)	Cows	Calves	Sheep and Lambs	Pigs	Horses
Number killed ... ..	5847	1396	121	23117	7234	Nil
Number inspected ... ..	5847	1396	121	23117	7234	Nil
<i>All Diseases except Tuberculosis and Cysticerci:</i>						
Whole carcasses condemned ...	—	4	3	28	10	Nil
Carcasses of which some part or organ was condemned ...	994	200	4	938	304	Nil
Percentage of the number in- spected affected with disease other than tuberculosis and cysticerci ... ..	17.00%	14.61%	5.79%	4.18%	4.34%	Nil
<i>Tuberculosis only:</i>						
Whole carcasses condemned ...	Nil	Nil	Nil	Nil	1	Nil
Carcasses of which some part or organ was condemned ..	2	1	Nil	Nil	53	Nil
Percentage of the number in- spected affected with tuber- culosis ... ..	.03%	.07%	Nil	Nil	.75%	Nil
<i>Cysticercosis:</i>						
Carcasses of which some part or organ was condemned ...	19	1	Nil	Nil	Nil	Nil
Carcasses submitted to treat- ment by refrigeration ...	Nil	Nil	Nil	Nil	Nil	Nil
Generalised and totally con- demned ... ..	1	Nil	Nil	Nil	Nil	Nil

## Total Number of Animals killed and weight in lbs. of Unsound Meat surrendered at Public Abattoir and Private Slaughterhouses.

	Total No. of Animals Killed and Inspected	Whole Carcasses Other Causes		Part Carcasses Other Causes		Offal Other Causes		Total Other Causes	
		T.B.		T.B.		T.B.		T.B.	
Cows ... ..	1683	420	2932	—	180	—	2066	420	5178
Other Cattle ...	8768	—	1345	—	3218	42	15611	42	20174
Sheep ... ..	30747	—	1070	—	47	—	2586	—	3703
Pigs ... ..	11920	118	2466	943	1897	10	1006	1071	5369
Calves ... ..	162	—	181	—	26	—	—	—	208
Total ... ..	53280	538	7994	943	5368	52	19270	1533	34632

# Summary of Animals Slaughtered and Inspected at Private Slaughterhouses.

	Cattle (excl. Cows)	Cows	Calves	Sheep and Lambs	Pigs	Horses
Number killed ... ..	2921	287	41	7630	4676	Nil
Number inspected ... ..	2921	287	41	7630	4676	Nil
<i>All Diseases except Tuberculosis and Cysticerci:</i>						
Whole carcasses condemned ...	3	2	4	1	6	Nil
Carcasses of which some part or organ was condemned ...	789	10	2	107	480	Nil
Percentage of the number in- spected affected with disease other than tuberculosis and cysticerci ... ..	27.12%	4.18%	14.63%	1.42%	10.40%	Nil
<i>Tuberculosis only:</i>						
Whole carcasses condemned ...	Nil	Nil	Nil	Nil	Nil	Nil
Carcasses of which some part or organ was condemned ...	1	Nil	Nil	Nil	12	Nil
Percentage of the number in- spected affected with tuber- culosis ... ..	.03%	Nil	Nil	Nil	.26%	Nil
<i>Cysticercosis:</i>						
Carcasses of which some part or organ was condemned ...	1	Nil	Nil	Nil	Nil	Nil
Carcasses submitted to treat- ment by refrigeration ...	Nil	Nil	Nil	Nil	Nil	Nil
Generalised and totally con- demned ... ..	Nil	Nil	Nil	Nil	Nil	Nil

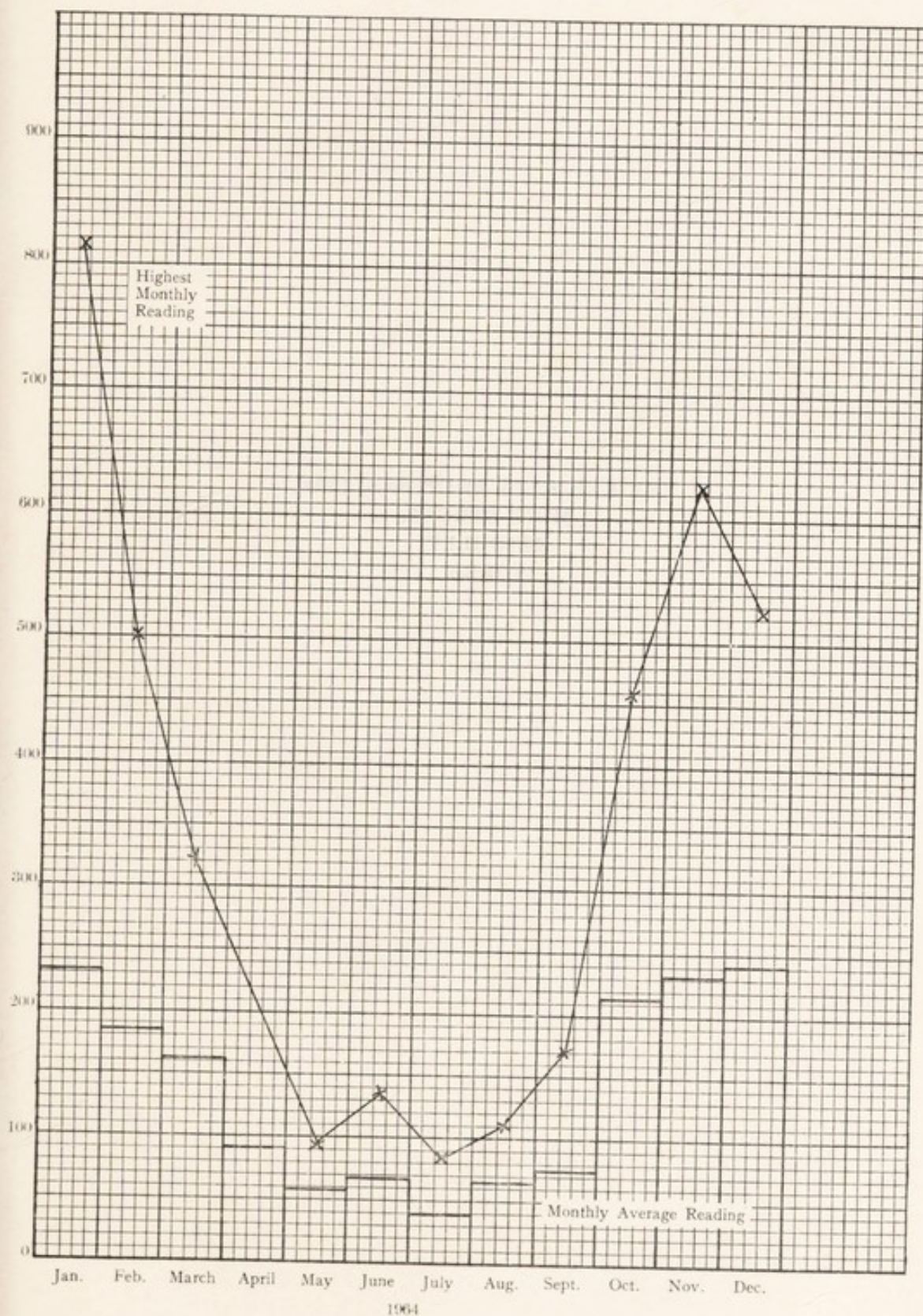


Weight (in Lbs.) of Meat Condemned for the reasons specified.

Disease					Cows	Other Cattle	Sheep	Pigs	Calves
Abscess and Pyaemia	...	...	...	...	445	403	89	1272	—
Actinomycosis and Actinobacillosis	...	...	...	...	—	833	—	—	—
Angiomatosis	...	...	...	...	36	665	—	—	—
Arthritis	...	...	...	...	—	25	—	347	—
Brucellosis	...	...	...	...	—	—	—	—	—
Cirrhosis	...	...	...	...	20	506	92	19	—
Cysticercus Bovis	...	...	...	...	30	2428	—	—	—
Dropsy and Emaciation	...	...	...	...	—	—	250	81	—
Enteritis	...	...	...	...	—	—	—	192	45
Erysipelas	...	...	...	...	—	—	—	821	—
Foot Rot	...	...	...	...	—	—	8	—	—
Hydro Nephrosis	...	...	...	...	6	1	—	38	—
Ill-Bled	...	...	...	...	—	—	189	—	—
Immaturity	...	...	...	...	—	—	—	25	91
Injury Bruising	...	...	...	...	140	533	43	431	26
Johnes Disease	...	...	...	...	411	—	—	—	—
Moribund	...	...	...	...	—	69	753	—	45
Nephritis	...	...	...	...	—	8	—	27	—
Oedema	...	...	...	...	—	—	40	—	—
Parasitic Inc. Distomatosis, Ecc Vet. and Strongyli	...	...	...	...	447	13158	2142	1039	—
Pericarditis	...	...	...	...	406	43	4	110	—
Peritonitis	...	...	...	...	—	494	68	18	—
Pleurisy and Pneumonic Condi- tions	...	...	...	...	10	1008	25	649	1
Septic Mastitis	...	...	...	...	1979	—	—	—	—
Septic Metritis	...	...	...	...	1248	—	—	300	—
Swine Fever	...	...	...	...	—	—	—	—	—
Tuberculosis	...	...	...	...	420	42	—	1071	—
Tetanus	...	...	...	...	—	—	—	—	—
Grand Total	...	...	...	...	5598	20216	3703	6440	208

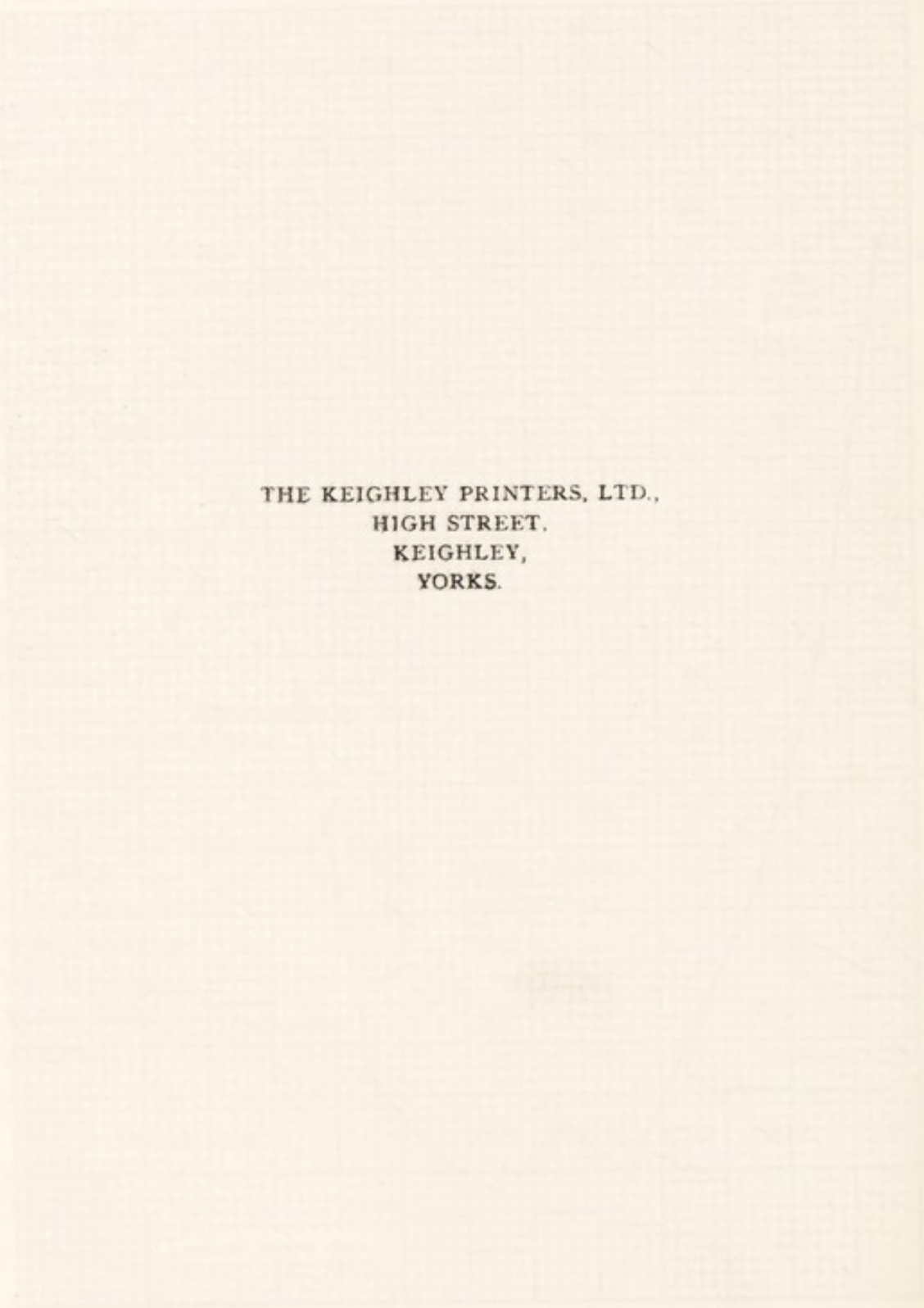
# GRAPH OF VOLUMETRIC RECORDINGS AT 3, BOW STREET, KEIGHLEY

(Figures given in microgrammes per cubic metre)





GRAPH OF VOLUNTARY RECORDING  
AT A BOW STREET, KEIGHLEY, YORKS.  
1891-1892



THE KEIGHLEY PRINTERS, LTD.,  
HIGH STREET,  
KEIGHLEY,  
YORKS.

# RAINFALL.

The total amount of rainfall recorded during the year is given in the following table. The rainfall gauge is situated in a field at the Public Abattoir and the table shows the daily readings taken during the year.

Date	Jan.	Feb.	Mar.	April	May	June	July	Aug.	Sept.	Oct.	Nov.	Dec.
1	*	.03	—	—	—	.42	—	—	—	—	—	*
2	—	.07	—	—	.05	.02	.01	—	—	—	—	.16
3	*	.03	—	—	.22	*	.01	—	*	—	—	—
4	—	—	.05	—	.19	.16	—	—	—	—	—	*
5	—	—	—	—	.02	.53	—	—	.07	.44	—	.09
6	—	—	—	—	*	.02	*	.22	—	.45	—	.15
7	—	—	—	—	.24	.08	.47	.09	—	.61	—	.12
8	.02	—	—	—	—	.03	.13	—	.02	.17	—	1.12
9	—	—	.02	—	.04	.21	.33	—	.05	—	—	.05
10	—	—	.23	*	.02	.06	.17	—	—	—	—	—
11	.01	—	—	—	.32	.24	.03	*	—	—	.17	.64
12	—	—	.19	.12	*	.05	.05	—	—	—	.11	.89
13	.76	—	.16	*	.04	.01	.02	—	—	*	.06	—
14	.06	—	1.32	—	.03	*	—	.05	.01	—	.26	.01
15	.02	—	.35	.10	—	—	—	.26	.02	.06	.28	.01
16	—	*	—	.24	—	.03	—	.19	.61	*	.08	*
17	—	.18	—	—	—	*	.28	.32	.55	—	.35	—
18	—	.09	—	.15	*	.13	.85	.49	—	.02	.09	.07
19	—	—	.59	.40	—	.01	.01	—	—	.03	—	—
20	—	—	.21	.20	—	.03	*	—	.01	—	—	—
21	*	—	*	.17	—	.04	—	—	—	—	*	.04
22	—	.03	—	.11	—	—	—	—	—	.39	.11	.01
23	.02	.41	.31	.02	—	—	—	.24	—	—	.17	.04
24	—	.15	.69	.04	—	—	—	—	—	*	.03	.01
25	—	*	*	.05	—	—	—	—	—	.04	.04	—
26	—	.02	.02	.06	—	—	—	—	.10	—	.10	—
27	.24	.04	.04	.11	—	—	—	—	—	—	.06	—
28	.04	—	.01	.12	—	—	—	—	—	—	.08	.06
29	.18	—	.03	.09	—	—	—	—	—	*	—	.50
30	.09	—	.04	.07	.95	—	—	*	—	—	.09	*
31	.02	—	.03	—	.26	—	—	—	—	—	—	.26
Total	1.46	1.05	4.29	2.05	2.38	2.07	2.36	1.86	1.44	2.21	2.08	4.26

Total Rainfall for the year - 27.51 ins.

\* Denotes Trace.



