

[Report 1967] / Medical Officer of Health, Hythe Borough.

Contributors

Hythe (Kent, England). Borough Council.

Publication/Creation

1967

Persistent URL

<https://wellcomecollection.org/works/umapg2pg>

License and attribution

You have permission to make copies of this work under a Creative Commons, Attribution license.

This licence permits unrestricted use, distribution, and reproduction in any medium, provided the original author and source are credited. See the Legal Code for further information.

Image source should be attributed as specified in the full catalogue record. If no source is given the image should be attributed to Wellcome Collection.



Wellcome Collection
183 Euston Road
London NW1 2BE UK
T +44 (0)20 7611 8722
E library@wellcomecollection.org
<https://wellcomecollection.org>



BOROUGH OF HYTHE, KENT


ANNUAL REPORTS OF MEDICAL OFFICER OF HEALTH

AND

CHIEF PUBLIC HEALTH INSPECTOR

FOR THE YEAR

1967




Digitized by the Internet Archive
in 2017 with funding from
Wellcome Library

<https://archive.org/details/b29445279>

М.О.Н. + Л.П.Е. В.О.О. 1967.

I

М.О.Н. В.О.О. 1968 29 MAY 1969 2 - JUN 1969



BOROUGH OF HYTHE

Annual Reports of the Medical Officer of Health and Chief Public Health Inspector for the Year 1967

Mr. Mayor, Aldermen and Councillors,

I have the honour to present to you my Annual Report for the year 1967.

Population

The Registrar General's estimate of the mid-year Home Population was 11,180 which represents an increase of 70 over that of the previous year.

Live Births and Rate

The number of live-births was 133 (69M. 64F) which was an increase of 1 over that of the previous year, and the crude birth-rate was accordingly 13.0; after adjustment by the Registrar General's Comparability Factor which is computed from a population standardised for age and sex distribution, the rate becomes 18.90 and was higher than that of 17.2 for England and Wales.

Stillbirths and Rate

The number of stillbirths was 2 (2M.) and the stillbirth rate was 14.0 compared with a rate of 14.8 for England and Wales.

Infantile Mortality and Rate

Four infant deaths were registered due to:-

Prematurity: Maternal Toxaemia of Pregnancy: - 4 days

Meningo-myelocoele - 1 week

Intracranial Haemorrhage: Birth Injury: - 6 hours

Atelectasis: Prematurity: - 7 hours

The infant mortality rate was accordingly 28.0 compared with that of 18.3 for England and Wales.

The hard core of Perinatal Mortality (i.e. stillbirths and infant deaths under one week of age) is prematurity, asphyxia and atelectasis, birth injuries and congenital malformations and the chief maternal factor is toxaemia of pregnancy. (Regard, however, should be given to the fact that these statistics are too small for valid comparisons.)

Maternal Deaths and Mortality Rate

This rate was again nil as there were no deaths from Pregnancy, Childbirth and Abortion, and is a reflection of the high standard of modern obstetric practice.

Deaths and Death Rate

The total number of deaths from all causes was 188 (74M. 115 F.) and the crude death rate was accordingly 16.8 which is an index of the higher proportion of elderly people resident in the Borough; after adjustment by the Registrar General's Comparability Factor as for births the rate becomes 8.9 and was lower than that of 11.2 for England and Wales.

The chief group cause of deaths, as naturally would be expected, was Heart and Circulatory Diseases and Vascular Lesions of the Nervous System, as these are the most common causes of death amongst the aged; of those there were 99.

Disease of the Coronary Artery of the Heart was the cause of 40 deaths; 1 between 35 - 44 years of age; 5 between 55 - 64; 15 between 65 - 74 and 19 over 75 years. 34 of those deaths were over 65 years of age. These figures, although too small for any valid inference, indicate that Coronary Thrombosis is primarily a degenerative or senile disease.

Cancer, as invariably in previous years, was the second highest cause of deaths of which there were 38. The age-groups were as follow:- 13 between 55 - 64; 11 between 65 - 74 and 14 over 75 years.

Cancer of the Lung/Bronchus was the cause of 8 deaths (5 M. 3 F.) in the following age-groups: 3 between 55 - 64; 4 between 65 - 74 and 1 over 75 years.

Cancer of the Breast was the cause of 4 deaths, in the following age groups, i.e. 1 between 55 - 64 and 3 over 75 years. It is reasonable to assume that the patients sought medical advice too late, having regard to the facts that Cancer of the Breast is an insidious disease, although easy to diagnose.

Cancer of the Stomach was the cause of 3 deaths in the following age-groups: 1 between 55 - 64 and 2 over 75 years.

The other causes of death were miscellaneous and there was no exceptional mortality; there was no death due to Infectious Disease.

Infectious Disease

Measles

Two hundred and twenty-two cases were notified in comparison with 31 in the previous year.

This infection per se is not serious these days, and its formerly serious complications are becoming less frequent and when they do occur are treated successfully by specific Antibiotics, excepting Acute Encephalitis which is very rare.

It is equivocal whether this infection should be statutorily notifiable, as even in non-epidemic periods Practitioners are otherwise fully engaged; also unnecessary time is taken up by Office Staffs in the registration of these notifications and in the unnecessary disbursement of fees.

Scarlet Fever

Nine cases were notified. This illness is now mild and its formerly serious complications are becoming infrequent; if any does occur, treatment by a specific anti-biotic is invariably successful.

Whooping Cough

Sixteen cases were notified. In former years outbreaks of this distressful children's disease were common and there was a large number of deaths chiefly due to Broncho-pneumonia.

Erysipelas

One case of this infection of the skin was notified. Before the introduction of the Sulpha Drugs in 1936 and later of the Antibiotics, this was a serious disease and was the cause of many deaths.

Food Poisoning

One case of Food Poisoning, in an adult, was notified. This was due to the Salmonella Typhimurium organism.

Acute Primary or Influenzal Pneumonia

Two cases of this illness were notified. Including the secondary Pneumonias, which are not notifiable, there were twelve deaths in the following age-groups: 2 between 55 - 64; 4 between 65 - 74 and 6 over 75 years of age.

Tuberculosis

One new case of Respiratory Tuberculosis was notified and the patient was over 75 years of age.

No new cases of non-Respiratory Tuberculosis were notified.

No deaths occurred during the year from Respiratory or non-Respiratory Tuberculosis.

In conclusion, I would take this opportunity of thanking you for your support and interest in the Public Health Department and also the staff for their co-operation and very efficient service.

I am,

Your obedient Servant,

J. MARSHALL. M.B., Ch.B., D.P.H.

Central Public Health Office,
14, Church Road,
Ashford,
Kent.

Tel: No: Ashford 24411

Medical History of the Patient

The onset of this illness was insidious. It began in the summer of 1935, when the patient noticed a lump in the neck. This was followed by a general feeling of weakness and loss of weight. The patient had no other symptoms at that time.

Physical Examination

On admission to the hospital, the patient was found to be a middle-aged man, well developed, and in good health. The physical examination was normal.

The patient had no other symptoms at that time.

The patient had no other symptoms at that time.

The patient had no other symptoms at that time.

The patient had no other symptoms at that time.

J. HARRISON, M.D., F.R.C.P.

The patient had no other symptoms at that time.

The patient had no other symptoms at that time.

The patient had no other symptoms at that time.

The patient had no other symptoms at that time.

The patient had no other symptoms at that time.

The patient had no other symptoms at that time.

The patient had no other symptoms at that time.

Central Public Health Office,
15, Cannon Road,
London,
E.C.4.
Tel. No. 4000 3011

SECTION A.

STATISTICAL AND SOCIAL CONDITIONS OF THE DISTRICT FOR

. 1967

AREA:- 3,013 acres

REGISTRAR-GENERAL'S ESTIMATE OF:

The Resident Population 11,180

NUMBER OF INHABITED HOUSES ACCORDING TO THE RATE BOOKS 4,195

RATEABLE VALUE £520,462

SUM REPRESENTED BY A PENNY RATE £2,070

SOCIAL CONDITIONS

The borough of Hythe is largely a residential District, by the sea, and during the holiday months, attracts many visitors. There are a few light industries, including a Brewery, two Laundries, a Plastics Firm, a School of Infantry, and domestic trades. The standard of housing in the Borough has been maintained by the Council at a very high level due to long-term pre-war planning and as a consequence there are no slum clearance areas. There is little unemployment in the District and social conditions are generally very satisfactory.

EXTRACTS FROM VITAL STATISTICS

	<u>Total</u>	<u>M.</u>	<u>F.</u>		<u>Hythe</u> <u>Borough</u>	<u>England</u> <u>and</u> <u>Wales</u>
1. <u>Live Births</u>	145	74	71	Birth Rate per 1,000 estimated resident population	13.0 (Adjusted Rate 18.90)	17.2
(a) Legitimate	133	69	64			
(b) Illegitimate	12	5	7			
2. <u>Stillbirths</u>	2	2	-	Rate per 1,000 total (live and still) births	14.0	14.8
(a) Legitimate	2	2	-			
(b) Illegitimate	-	-	-			
3. <u>Total live and still births</u>	147	76	71			
4. <u>Deaths</u>	188	74	114	Death rate per 1,000 resident population	16.8 (Adjusted Rate 8.9)	11.2
5. <u>Deaths from Pregnancy, Childbirth, Abortion</u>	-	-	-	Rate per 1,000 (live and still) births	-	Not Available
6. <u>Deaths of Infants Under One Year of Age</u>	4	2	2	Rate per 1,000 (live births)	28.0	18.3
(a) Legitimate	4	2	2	Rate per 1,000 legitimate live births	30.01	
(b) Illegitimate	-	-	-	Rate per 1,000 illegitimate live births	Nil	
7. <u>Perinatal Mortality</u> (i.e. Stillbirths and deaths of infants under 1 week)	5	4	1	Rate per 1,000 total births	34.0	25.4
(a) Legitimate	5	4	1			
(b) Illegitimate	-	-	-			
8. <u>Illegitimate births per cent of total live births</u>					8.27%	
9. Deaths from Cancer (all ages)				...	38	
Deaths from Whooping Cough (all ages)				...	-	
Deaths from Gastritis, Enteritis and Diarrhoea				...	-	
Deaths from Measles				...	-	

The following cases of Infectious Diseases were notified during the year.

Scarlet Fever	9
Measles	222
Acute Primary or Influenzal Pneumonia	2
Whooping Cough	16
Erysipelas	1
Food Poisoning	1

CAUSES OF DEATH IN HYTHE BOROUGH

DURING 1967

ALL CAUSES				Males	Females
				74	114
1.	Tuberculosis, respiratory	-	-
2.	Tuberculosis, other	-	-
3.	Syphilitic disease	1	-
4.	Diphtheria	-	-
5.	Whooping Cough	-	-
6.	Meningococcal infections	-	-
7.	Acute Poliomyelitis	-	-
8.	Measles	-	-
9.	Other infective and parasitic diseases	-	-
10.	Malignant neoplasm, stomach	1	2
11.	Malignant neoplasm, lung, bronchus	5	3
12.	Malignant neoplasm, breast	-	4
13.	Malignant neoplasm, uterus	-	3
14.	Other malignant and lymphatic neoplasms	9	11
15.	Leukaemia, aleukaemia	1	-
16.	Diabetes	-	2
17.	Vascular lesions of the nervous system	6	21
18.	Coronary disease, angina	20	20
19.	Hypertension with heart disease	2	1
20.	Other heart disease	5	16
21.	Other circulatory disease	5	3
22.	Influenza	-	-
23.	Pneumonia	9	3
24.	Bronchitis	3	2
25.	Other diseases of respiratory system	-	1
26.	Ulcer of stomach and duodenum	2	-
27.	Gastritis, enteritis and diarrhoea	-	-
28.	Nephritis and nephrosis	-	1
29.	Hyperplasia of prostate	1	-
30.	Pregnancy, childbirth, abortion	-	-
31.	Congenital malformations	-	1
32.	Other defined and ill-defined diseases	3	13
33.	Motor vehicle accidents	1	1
34.	All other accidents	-	5
35.	Suicide	-	1
36.	Homicide and operations of war	-	-

TUBERCULOSIS

New Cases and Mortality, 1967

<u>Age Periods</u>	<u>New Cases</u>				<u>Deaths</u>				<u>Total Cases on Register</u>			
	<u>Respiratory</u>		<u>Non-Respiratory</u>		<u>Respiratory</u>		<u>Non-Respiratory</u>		<u>Respiratory</u>		<u>Non-Respiratory</u>	
	M.	F.	M.	F.	M.	F.	M.	F.	M.	F.	M.	F.
0	-	-	-	-	-	-	-	-	22	26	-	-
1	-	-	-	-	-	-	-	-	-	-	-	-
5	-	-	-	-	-	-	-	-	-	-	-	-
15	-	-	-	-	-	-	-	-	-	-	-	-
25	-	-	-	-	-	-	-	-	-	-	-	-
35	-	-	-	-	-	-	-	-	-	-	-	-
45	-	-	-	-	-	-	-	-	-	-	-	-
55	-	-	-	-	-	-	-	-	-	-	-	-
65 and over	1	-	-	-	-	-	-	-	-	-	-	-
Total	1	-	-	-	-	-	-	-	-	-	-	-

There were no deaths from Tuberculosis of a patient who had not been notified as suffering from this disease.

IMMUNISATION

The following table shows the Poliomyelitis and Diphtheria figures for 1967 based on the return sent to the Ministry of Health

<u>Year of Birth</u>	<u>Primary</u>			<u>Reinforcing</u>		
	<u>Poliomyelitis</u>	<u>Triple</u>	<u>Diph/Tet.</u>	<u>Poliomyelitis</u>	<u>Triple</u>	<u>Diph/Tet.</u>
1967	34	54	7	-	-	-
1966	112	72	5	-	7	3
1965	7	1	2	-	55	7
1964	2	1	-	-	17	1
1963	1	-	-	1	3	2
1960 - 1962	4	1	1	89	42	55
1951 - 1959	2	-	4	-	-	5
Total	162	129	19	90	124	73

SMALLPOX VACCINATION

<u>PRIMARY VACCINATION</u>	<u>RE-VACCINATION</u> <u>SCHOOL AGE BUT UNDER 8 YEARS</u>
99	5

SECTION B.

SANITARY CIRCUMSTANCES OF THE AREA

WATER SUPPLY

The quantity of water supplied to the area is adequate and none of the supplies are plumbo solvent.

(A) Examination of Water Supplies during the year

	<u>Bacteriological Examination</u>			<u>Chemical Examination</u>		
	<u>No. of Samples</u>	<u>Satis- factory</u>	<u>Not Satis- factory</u>	<u>No. of Samples</u>	<u>Satis- factory</u>	<u>Not Satis- factory</u>
Statutory Supply Undertakings	36	35	1	34	34	Nil
Private sources piped to dwellings	Nil	Nil	Nil	Nil	Nil	Nil
Other private sources	Nil	Nil	Nil	Nil	Nil	Nil

- (B) (i) Number of dwellings not supplied by public water mains or other adequate piped supplies ... 1
- (ii) Number of dwellings in the area ... 4,401

(C) Brief details as to extensions of water mains during the year:-

Extensions to mains to serve new houses built at Burmarsh Road Estate, Hythe and Horn Street, Hythe

- (D) Action taken in respect of any form of contamination - None necessary

FOOD (INCLUDING ICE CREAM AND MILK) AND FOOD PREPARING PREMISES

- (i) (a) the number of food premises in the area ... 123
- (b) the number of food premises registered under Section 16 of the Food & Drugs Act, 1955
- (i) Retailers of Ice Cream ... 50
- (ii) Preparation and manufacture of Sausages and Preserved Foods etc. ... 12
- (c) the number of inspections of registered food premises 71

(d) the method of disposal of condemned food - All food condemned as unfit for human consumption is disposed of under adequate safeguards. Unsound meat, including that from the Slaughterhouse, is disposed of to By-Product Companies in accordance with the statutory regulations.

FOOD AND DRUGS ACT, 1955

Number of inspections of:-

Bakehouses	...	7
Butchers and meat products manufacturers	...	38
Catering Establishment and Clubs	...	45

FOOD AND DRUGS ACT, 1955 (Contd.)

Dairies	...	Nil
Milk and Dairies Regulations	...	47
Fish (including fried)	...	13
Licensed Premises	...	18
Slaughterhouses	...	640
Stalls, Itinerant Vendors and delivery vans	...	9
All other Food Premises	...	98

Number of Informal (including Verbal) Notices Served (Food and Drugs Act - Food Hygiene Regulations, 1955) 20

Number of Food Premises improved as a result of notices served 16

Inspection of Food and Food-preparing premises

No formal action was necessary.

Number of samples of Ice Cream taken for bacteriological examination during the year and results obtained.

	<u>Samples</u>	<u>Grades</u>			
		1	2	3	4
Sold loose	8	6	2		
Wrapped or Part Wrapped	16	15	1		

(ii) Milk and Dairies

(1) Milk and Dairies Regulations 1949 (Part iii)
Milk and Dairies (General) Regulations, 1959 (Part iii)

No. of registered distributors	...	23
No. of registered dairies	...	Nil

(2) SUMMARY OF MILK SAMPLING (INFORMAL) for the purposes of Milk (Special Designations) Regulations.

	<u>No. of Samples taken</u>	<u>No. of Samples which failed</u>
Pasteurised Milk	48	Phosphatase test: NIL M.B. test 1
Sterilised Milk	Nil	Turbidity test Nil M.B. test: Nil

(3) Biological Examination of Raw Milk:

	<u>No. of Samples</u>	<u>No. of Samples Unsatisfactory</u>
Retail supplies	Nil	
Others	Nil	

(4) Action taken under Regulation 20 of the Milk and Dairies (General) Regulations, 1959.

No action was necessary.

(iii) Meat Inspection

Carcases and Offal inspected and condemned in whole or in part.

	Cattle Excluding Cows	Cows	Calves	Sheep and Lambs	Pigs	Horses
Number killed	634	21	123	2,386	12,047	Nil
Number inspected	634	21	123	2,386	12,047	Nil
<u>All diseases except tuberculosis and cysticerci</u>						
Whole carcasses condemned	1	Nil	Nil	4	13	Nil
Carcases of which some part or organ was condemned	135	5	Nil	45	568	Nil
Percentage of the number inspected affected with disease other than tuberculosis and cysticerci	21.451	23.809	Nil	2.053	4.823	Nil
<u>Tuberculosis only</u>						
Whole carcasses condemned	Nil	Nil	Nil	Nil	Nil	Nil
Carcases of which some part or organ was condemned	Nil	Nil	Nil	Nil	11	Nil
Percentage of the number inspected affected with tuberculosis	Nil	Nil	Nil	Nil	0.0913	Nil
<u>Cysticercosis</u>						
Carcases of which some part or organ was condemned	Nil	Nil	Nil	Nil	Nil	Nil
Carcases submitted to treatment by refrigeration	Nil	Nil	Nil	Nil	Nil	Nil
Generalised and totally condemned	Nil	Nil	Nil	Nil	Nil	Nil

<u>Number of Slaughterhouses in use</u>				
Slaughterhouses/Abattoirs in operation owned or leased by Local Authority	<u>Private Slaughterhouses</u>		<u>Bacon Factories</u>	<u>Knackers' Yards</u>
	<u>Licensed</u>	<u>Operating</u>		
One	Nil	Nil	Nil	Nil

INSPECTION OF MEAT AND OTHER FOODS

<u>Unsound Food Surrendered</u>	<u>Cwts.</u>	<u>Qrs.</u>	<u>lbs.</u>	<u>ozs.</u>
Meat at Slaughterhouse	46	1	18	8
Other Meat			19	9
1 tin Tongue			6	0
Cooking Fat			17	8
Frozen Cod Roes			20	0
Smoked Cod Fillets		3	14	0
Dod Fish		2	0	0
Coley Fillets		2	21	0
1354 packets Frozen Foods (various)	5	1	27	12½
Total weight condemned	54	2	4	5½

PUBLIC HEALTH AND HOUSING ACTS

A. <u>Houses Demolished</u>		<u>Houses Demolished</u>		<u>Displaced during year</u>	
				<u>Persons</u>	<u>Families</u>
In Clearance Areas (Housing Act 1957)					
(1)	Houses unfit for human habitation	Nil		Nil	Nil
(2)	Houses included by reason of bad arrangement	Nil		Nil	Nil
(3)	Houses on land acquired under Section 43(2) Housing Act, 1957	Nil		Nil	Nil
Not in Clearance Areas					
(4)	As a result of formal or informal procedure under Section 17(1) Housing Act, 1957	2		Nil	Nil
B. <u>Unfit Houses Closed</u>					
(5)	Under Sections 16(4), 17(1) and 35(1) Housing Act, 1957	Nil			
(6)	Under Sections 17(3) and 26 Housing Act, 1957	Nil			
(7)	Parts of buildings closed under (Section 18. Housing Act 1957)	Nil			
C. <u>Unfit Houses made fit and Houses in which defects were remedied</u>					
				<u>By Owner</u>	<u>By Local Authority</u>
(8)	After informal action by local authority			11	Nil
(9)	After formal notice under:-				
	(a) Public Health Acts			2	Nil
	(b) Sections 9 & 16 Housing Act, 1957			Nil	Nil
(10)	Under Section 24 Housing Act, 1957			Nil	Nil
D. <u>Unfit Houses in temporary use (Housing Act, 1957)</u>					
<u>Position at end of year</u>		<u>No. of houses</u>	<u>Number of separate dwellings contained in column (1)</u>		
		(1)	(2)		
(11)	Retained for temporary accommodation				
	(a) Under Section 48	Nil	Nil		
	(b) Under Section 17(2)	Nil	Nil		
	(c) Under Section 46	Nil	Nil		
(12)	Licensed for temporary occupation under Section 34 or 53	Nil	Nil		
<u>Purchase of Houses by agreement</u>		<u>No. of houses</u>	<u>Number of occupants of houses in column (1)</u>		
(13)	Houses in Clearance Areas other than those included in confirmed Clearance Orders or Compulsory Purchase Orders purchased in the year.	Nil	Nil		

IMPROVEMENTS AND CONVERSIONS - GRANTS

	<u>Discretionary Grants</u> 1	<u>Standard Grants</u> 14
No. of schemes submitted and approved during 1967		
Total grants Approved by Council (Max. of 50%)	£505. 8. 3.	+£2382.14. 0.
Total payments made on completed works in 1967	Nil	£1588. 5. 9
Total number of houses Improved by Grant in 1967	Nil	11

+ Based on number of amenities installed and subject to a maximum payment of half of statutory allowance.

£ Includes £1072. 8. 3d. in respect of 6 grants approved before 1967 but houses improved in 1967

INSPECTIONS - Summary of inspections made:-

Public Health Act, 1936 and Housing Act, 1957

Number of inspections of dwellings re repairs	163
Number of dwellings made fit	25
No. of inspections for purposes of Sections 16/17 Housing Act. (Demolition and Closing Orders)	18
Number of inspections of clearance areas	Nil
Number of inspections for general survey and assessment	35

Housing (Financial Provisions) Act, 1958

Housing Subsidies and Standard Grant

Number of inspections in connection with Improvement Grants	3
Number of inspections in connection with Standard Grants	67

Housing Repairs and Rents Act, 1954 and Rents Act, 1957

Number of inspections re Certificates of Disrepair	Nil
Number of inspections re Certificates as to Remedying of Defects	Nil

Housing (general)

Number of inspections re housing applications	38
---	----

Public Health Act

Number of inspections re:-

Tents, Vans and Sheds	14
Aged and Infirm Persons	2
Vermin	6
Dirty Houses	15
Offensive accumulations	7
Offensive odours	12
Nuisance from Keeping of animals	8

NOTICES SERVED

	<u>Informal</u>	<u>Formal</u>
Public Health Acts	22	3
Housing Acts	9	Nil

ANALYSIS OF DEFECTS REMEDIED UNDER PUBLIC HEALTH ACT AND HOUSING ACTS

i. House Structure

(a) External

Chimney Stacks	1
Roof	6

i. <u>House Structure (Continued)</u>	
(a) <u>External</u>	
Gutters and fall pipes	3
Brickwork, pointing and rendering	4
Windows (including cords)	4
Doors	2
Decorations	Nil
Outbuildings	Nil
Yard Surfacing	Nil
(b) <u>Internal</u>	
Plasterwork (walls and ceilings)	6
Doors and Cupboards	1
Fireplace and stoves	1
Staircase	Nil
Floors (including under floor ventilation)	3
Miscellaneous repairs	Nil
ii. <u>Dampness to dwellings</u>	
Walls	3
Floors	Nil
iii. <u>Foodstore to dwellings</u>	
Made satisfactory	Nil
Provided	5
iv. <u>Water Supply to dwellings</u>	
Well supplies made adequate and safe	Nil
Wells discontinued and main water provided	1
Service piping renewed	1
Sinks renewed	5
Drainers renewed or provided	5
v. <u>Sanitary Conveniences to Dwellings (including compartments)</u>	
Repaired	Nil
New Provided	7
Conversions to W.C.'s from pail closets	Nil
vi. <u>Ventilation of dwellings</u>	
Improved	Nil
vii. <u>Drainage - general</u>	
Drains renewed or repaired	5
Drains cleared	9
viii. <u>Natural Lighting of Dwellings</u>	
Improved	Nil
ix. <u>Stability of Buildings Remedied</u>	
x. Dustbins Renewed	57

HOUSING

(i) No. of families on Council's waiting list at 31-12-67..53	
(ii) No. of Council houses built during the year	Nil
(iii) No. of Private houses built during the year	130

CARAVAN SITES

Names and addresses of Caravan Sites and number of Caravans on each site.

	<u>No. of Caravans on each site</u>	<u>Estimated Permanent Population</u>
Beach Bank, Dymchurch Road, Hythe	15	Nil
Bluewater Caravan Site, Dymchurch Road, Hythe	65	Nil
Garden Caravan Site, Burmarsh Road, Hythe	39	2
Prince of Wales Caravan Site, Burmarsh Rd., Hythe	34	30
Sandybay Caravan Site, Grand Redoubt, Hythe	50	Nil
Fort Lodge Extension Site, Grand Redoubt, West Hythe	20	Nil
Oakfield Caravan Site, Burmarsh Road, Hythe	30	Nil
Willow Tree Farm Caravan Site, Burmarsh Road, Hythe	110	37

CESSPOOL EMPTYING

The number of cesspool cleansings during the year was 233

DRAINAGE

Total number of inhabited houses (including Flats) is	4,195
Total number of houses connected to the sewers	4,169
Number of houses not connected to the sewers	131
Number of houses connected to cesspools	131
Number of houses with pail closets	Nil

REFUSE COLLECTIONS AND DISPOSAL

No change. Weekly collection of House and Trade Refuse.
Disposal by Controlled Tipping.

SALVAGE

The total value of salvage collected amounted to £64. 2. 6d.

DISINFECTION

Articles of Bedding etc., disinfected - 3
Library books disinfected - 6

DISINFESTATION

The number of houses found to be infested with vermin was as follows:-

	<u>Bugs</u>	<u>Fleas</u>	<u>Cockroaches</u>
Council houses	NIL	NIL	NIL
Other houses	NIL	3	NIL

Comments:-

108 Wasp Nests were destroyed during the year.

FACTORIES ACT, 1937 to 1959

1. Inspections for purposes of provision as to health
(including inspections made by Public Health Inspectors)

Premises (1)	Number of		Written Notices (4)	Occupiers Prosecuted (5)
	Number on Reg- ister (2)	Inspec- tions (3)		
i) Factories in which Section 1,2,3, 4, and 6, are to be enforced by Local Authorities	24	15	Nil	Nil
ii) Factories not included in (i) which Section 7 is enforced by the Local Authority	54	40	2	Nil
iii) Other premises in which Section 7 is enforced by the Local Authority (excluding out-workers premises)	5	19	Nil	Nil
Total	83	74	2	Nil

2. Cases in which defects were found

Particulars (1)	Number of cases in which defects were found				No. of cases in which prosecutions were instituted (6)
	Found (2)	Remedied (3)	To H.M. Inspec- tor (4)	By H.M. Inspec- tor (5)	
Ineffective drainage of floors (S.6)	-	-	-	-	-
Sanitary Conveniences (S.7)					
(a) Insufficient	2	2	-	-	-
(b) Unsuitable or defective	2	2	-	-	-
(c) Not separate for sexes	-	-	-	-	-
Other offences against the Act (not including offences relating to Outwork)	-	-	-	-	-
Total	4	4	-	-	-

OUTWORKERS

Part VIII of the Act - Outwork - Sections 110 and 111

There are 14 Outworkers in the district, making wearing apparel, brass and brass articles and paper boxes.


CLEAN AIR ACT, 1956

- (a) Smoke Control Order in force and population affected:- Nil
- (b) Comments on surveying and measuring pollution:- Nil

MINISTRY OF AGRICULTURE, FISHERIES AND FOOD

Prevention of Damage by Pests Act 1949

	TYPE OF PROPERTY	
	<u>NON- AGRICULTURAL</u>	<u>AGRICULTURAL</u>
<u>PROPERTIES OTHER THAN SEWERS</u>		
i. Number of properties in District	5,184	5
ii. (a) Total number of properties (including nearby premises) inspected following notification	157	-
(b) Number infested by (i) Rats	104	-
(ii) Mice	9	-
iii. (a) Total number of properties inspected for rats and/or mice for reasons other than notification	216	5
(b) Number infested by (i) Rats	28	-
(ii) Mice	1	-



UNITED STATES DEPARTMENT OF AGRICULTURE
BUREAU OF AGRICULTURAL ECONOMICS
WASHINGTON, D. C.

STATE	TYPE OF BUSINESS	
	REVENUE	EXPENSES
TOTAL FOR ALL STATES		
1. Number of enterprises in business	7,000	
2. (a) Total value of production (including market products) reported for the year	150	
(b) Value reported by (1) State (2) Federal	100	
3. (a) Total value of products reported for the year (including market products) also for products other than those reported	200	
(b) Value reported by (1) State (2) Federal	20	