

[Report 1954] / Medical Officer of Health, Hull & Goole Port Health Authority.

Contributors

Hull and Goole (England). Port Health Authority.

Publication/Creation

1954

Persistent URL

<https://wellcomecollection.org/works/bvjpnq8f>

License and attribution

You have permission to make copies of this work under a Creative Commons, Attribution license.

This licence permits unrestricted use, distribution, and reproduction in any medium, provided the original author and source are credited. See the Legal Code for further information.

Image source should be attributed as specified in the full catalogue record. If no source is given the image should be attributed to Wellcome Collection.



Wellcome Collection
183 Euston Road
London NW1 2BE UK
T +44 (0)20 7611 8722
E library@wellcomecollection.org
<https://wellcomecollection.org>

Hull & Goole Port Health Authority

ANNUAL REPORT

OF THE


Port Medical Officer

FOR

1954

ALEXANDER HUTCHISON,
M.D., Ph.D., D.P.H., F.R.F.P.S.G., D.P.A.,
Port Medical Officer.

BEEN BY THE MEDICAL OFFICERS LIBRARY
MEDICAL OFFICERS PUBLIC HEALTH DEPARTMENT



Hull & Goole Port Health Authority

ANNUAL REPORT


OF THE

Port Medical Officer

FOR

1954

ALEXANDER HUTCHISON,
M.D., Ph.D., D.P.H., F.R.F.P.S.G., D.P.A.,
Port Medical Officer.



Digitized by the Internet Archive
in 2017 with funding from
Wellcome Library

<https://archive.org/details/b29441833>

9, PIER STREET,

HULL.

May, 1955.

*To the Chairman and Members of the
Hull and Goole Port Health Authority.*

GENTLEMEN,

I have the honour to submit the Report of the Port Medical Officer of Health of the Hull and Goole Port Health Authority for the year ended 31st December, 1954.

The Report has been prepared in accordance with the instructions contained in Form Port 20 of the Ministry of Health.

During the year there was a decrease in the number of arrivals as compared with 1953, with a consequent reduction in tonnage from 8,109,052 tons in 1953 to 7,775,593 tons in 1954. This may in some part be accounted for by two dock strikes, one local and one National, which took place during the year.

In 1954 the number of medical boardings fell from 490 in 1953 to 398 in 1954. This is accounted for by (a) the removal of the South American Ports from the Infected Area List from the 26th November, 1954, (b) ships from Infected Areas via "Excepted Ports" not being boarded as from the 12th June, 1953, and (c) a decrease in the number of vessels boarded by Medical Inspectors carrying Alien passengers—in 1953, 241 vessels were boarded, in 1954, 204 vessels were boarded.

Hull being one of the largest Registration Authorities under the Canal Boats Acts, the new Regulations governing this aspect of public health are awaited with keen interest. In the meantime new craft registered during the year have shown progressive improvement in the amenities provided for the occupants.

At the request of the Hon. Secretary of the Association of Sea and Air Port Health Authorities, Tuberculosis amongst Seamen was the subject of a special investigation and report and comment is made upon this in the body of the report.

During the year the Ministry of Health requested information for the benefit of the World Health Organisation on the extent of rodent infestation in foreign-going ships. This was supplied in the approved form.

I am grateful to H.M. Collector of Customs and Excise and Staff, the Superintendent of H.M. Customs Waterguard and his Officers, H.M. Inspector (Home Office—Aliens Branch) and his staff, the Pilots, Dock Masters, Owners, Agents, Masters of vessels and others for the assistance they have given me during the year. I am also grateful to the British Transport Commission at Hull and Goole for supplying information regarding the trade of the respective ports.

Once again I would like to pay my tribute to the staff, who during the year have worked extremely hard, and to the Chairman and Members of the Authority who have continued to take a keen interest in Port Health Work and whose courtesy and kindness to me on all occasions is much appreciated.

I am,

Your obedient servant,

ALEXANDER HUTCHISON,

Port Medical Officer.

HULL AND GOOLE PORT HEALTH AUTHORITY

Constituted by an Order of the Local Government Board, dated 11th June, 1887

Members Elected by the Corporation of Kingston upon Hull

COUNCILLOR G. E. BRINT (*Chairman*)

COUNCILLOR W. HOBDEN

ALDERMAN J. D. L. NICHOLSON

Members Elected by the Goole Borough Council

ALDERMAN E. JOHNSON (*Deputy Chairman*)

ALDERMAN G. T. MEDCALF

STAFF—TABLE A

The undermentioned staff changes have taken place during the year :

| Name of Officer and Qualifications | Nature of Appointment | Date of Appointment to Staff | Any other Appointments held |
|------------------------------------|----------------------------------|---|--|
| W. Norman | Assistant Food Inspector at Hull | 10th October, 1952 to 31st December, 1954 | Asst. Food Inspector Corporation of Kingston upon Hull |

CONTENTS

| | PAGE |
|---|--------------------|
| Alien passengers arriving at Port of Hull | 10, 26-27 |
| Analyst's Report | 16, 34-35, 38-40 |
| Canal Boats | 14-16 |
| Dangerous Drugs (No. 3) Regulations, 1923 | 27 |
| Defects of Original Construction | 25, 48 |
| Defects arising from structural alterations | 25, 52 |
| Destruction of rats | 20-24 |
| Dirt, vermin and other conditions prejudicial to health | 25, 50-51 |
| Dysentery | 20, 45, 46 |
| Exports | 12-13, 14 |
| Food and Meat Inspections (Hull) | 28-35 |
| Do. do. (Goole) | 35-38 |
| Fumigation for rat destruction | 21-24 |
| Goole, vessels inspected at | 10, 41, 42 |
| Health, certificates of | 27 |
| Hospitals, admissions to | 45 |
| Imports | 11, 13 |
| Infectious Diseases | 18-20 |
| Influenza | 19, 46 |
| Jurisdiction of Port | 9 |
| Malaria | 19, 20, 45, 46 |
| Measles | 19, 45, 46 |

| | PAGE |
|---|--------------------|
| Nationalities of vessels inspected | 42 |
| Number and Tonnage of vessels arriving at Ports of Hull and Goole.... | 9-10 |
| Passenger Traffic | 10-11 |
| Plague, precautions against | 20 |
| Pneumonia..... | 19, 45, 47 |
| Poliomyelitis | 19, 45, 47 |
| Prevention of Damage by Pests Act, 1949 | 22 |
| Public Health (Imported Food) Regulations, 1937-1948 | 28-38 |
| Do. (Preservatives in Food) Regulations, 1925 to 1948 | 34, 38 |
| Do. (Shell Fish) Regulations, 1934 and 1948 | 26 |
| Do. (Ships) Regulations, 1952 and 1954 | 17 |
| Pulmonary Tuberculosis | 17, 19, 20, 45, 47 |
| Rodents, measures against | 20-24 |
| Shipping, amount of | 9-10 |
| Smallpox | 18 |
| Structural defects through wear and tear | 25, 49-50 |
| Trade, character of | 10-14 |
| Tuberculosis in Seamen | 17 |
| Venereal Disease | 18 |
| Water supply, source for the district | 16 |
| Do. source for shipping | 16 |
| Water, examinations of (chemical) | 16 |
| Do. do. (bacteriological) | 16 |
| Water boats | 17 |

INDEX TO TABLES

| | PAGE |
|---|-------|
| A. Staff | 5 |
| B. Amount of Shipping entering the district during the year | 9-10 |
| C. Character of Shipping and Trade during the year | 10-14 |
| D. Cases of notifiable and other infectious diseases on ships | 19-20 |
| E. Rodents destroyed during the year | 23 |
| F. Deratting Certificates and Deratting Exemption Certificates issued during the year for ships from foreign ports.... | 24 |
| G. Inspections and Notices | 25 |

INDEX TO APPENDICES

| | |
|---|-------|
| 1. Summary of vessels inspected | 41-42 |
| 2. Medical inspection of vessels | 43-44 |
| 3. Total number of admissions into hospitals | 45 |
| 4. Vessels reported on their arrival as having, or having had, Infectious Disease on board | 46-47 |
| 5. Classification of Nuisances (detailed) | 48-52 |
| (a) Defects of original construction | 48 |
| (b) Structural defects through wear and tear | 49-50 |
| (c) Dirt, vermin and other conditions prejudicial to health | 50-51 |
| (d) Defects arising from structural alterations | 52 |

REPORT

Jurisdiction of Port

There has been no alteration in the definition of the limits of jurisdiction of the Port Health Authority.

Amount of Shipping entering the District during the year

During 1954, 10,785 vessels entered the Ports of Hull and Goole with a total net tonnage of 7,775,593 as against 11,549 vessels with a total net tonnage of 8,109,052 in 1953.

In the year under review 396 ships were boarded on arrival by the Medical Officers of the Authority; this shows a decrease of 92 when compared with the figure for 1953.

The Port Health Inspectors visited 6,237 vessels, on 537 of which sanitary defects were discovered, 162 of these were rectified. In 1953 the figures were respectively 6,534,626 and 193. Details of this work will be found in Table G, page 25, and in Appendix 1, pages 41-42, and Appendix 5, pages 49-53.

TABLE B

HULL

| Ships from | Number | Tonnage | Number inspected | | Number of ships reported as having, or having had infectious disease on board |
|---|--------------|------------------|----------------------------------|---------------------------|---|
| | | | By the Medical Officer of Health | By the Sanitary Inspector | |
| Foreign Ports: | | | | | |
| Steamers and motor vessels | 3,186 | 4,630,682 | 384 | 3,070 | 23 |
| Fishing vessels | 2,578 | 479,550 | — | 703 | — |
| Total | 5,764 | 5,110,232 | 384 | 3,773 | 23 |
| Coastwise Ports: | | | | | |
| Steamers, motor and sailing vessels | 2,086 | 1,514,086 | — | 1,080 | 2 |
| Total | 2,086 | 1,514,086 | — | 1,080 | 2 |
| Total from Foreign Coastwise Ports | 7,850 | 6,624,318 | 384 | 4,853 | 25 |

GOOLE

| Ships from | Number | Tonnage | Number inspected | | Number of ships reported as having, or having had infectious disease on board |
|---|--------|-----------|----------------------------------|---------------------------|---|
| | | | By the Medical Officer of Health | By the Sanitary Inspector | |
| Foreign Ports: Steamers and motor vessels | 1,046 | 311,711 | 12 | 665 | — |
| Coastwise Ports: Steamers and motor vessels | 1,889 | 839,564 | — | 719 | — |
| Total from Foreign and Coastwise Ports | 2,935 | 1,151,275 | 12 | 1,384 | — |
| Total from Foreign and Coastwise Ports, Hull and Goole | 10,785 | 7,775,593 | 396 | 6,237 | 25 |

Character of Shipping and Trade during the year

TABLE C

PASSENGER TRAFFIC

HULL

| No. of Passengers | British | Aliens | Totals |
|-------------------|---------|--------|--------|
| Inwards | 7,049 | 3,137 | 10,186 |
| Outwards | 6,698 | 2,963 | 9,661 |

Total Passengers, Inwards and Outwards 19,847

GOOLE

| No. of Passengers | British | Aliens | Totals |
|-------------------|---------|--------|--------|
| Inwards | 337 | 104 | 441 |
| Outwards | 445 | 215 | 660 |

Total Passengers, Inwards and Outwards 1,101

Figures for Table C were supplied by H.M. District Inspector (Home Office—Aliens Branch).

During the year 20,948 passengers, Alien and British, entered or departed from the Ports of Hull and Goole as against 20,038 for 1953.

The number of Aliens entering the district showed a decrease of 28 on comparison with the figure for 1953.

British passengers outward increased by 628 when compared with the figure for 1953.

CARGO TRAFFIC

HULL

IMPORTS :

| Commodity | 1954 Tons | 1953 Tons |
|--|--------------|--------------|
| Building and Road-making Materials | 34,082 | 18,882 |
| Fish Landings | 234,493 | 237,021 |
| Fruit and Vegetables | 90,572 | 86,381 |
| Grain, Flour and Milling Offals | 559,817 | 805,673 |
| Food and Provisions | 287,361 | 413,566 |
| Molasses | 131,161 | 44,258 |
| Oilseeds and Nuts | 319,085 | 323,424 |
| Other Ores | 167,240 | 160,827 |
| Oil and Spirit | 1,639,839 | 1,713,518 |
| Iron, Steel and Manufactures | 198,844 | 328,946 |
| Raw Wool | 95,117 | 115,515 |
| Raw Cotton | — | 243 |
| Pitwood and Mining Timber | 147,396 | 177,259 |
| Other Timber | 526,732 | 480,126 |
| Chemicals and Chemical Fertilisers | 93,088 | 104,866 |
| Other Commodities | 548,279 | 458,082 |
| Totals | 5,073,106 | 5,468,587 |

EXPORTS :

| Commodity | 1954 Tons | 1953 Tons |
|--|---------------|---------------|
| Building and Road-making Materials | 10,434 | 9,545 |
| Processed Food and Drink | 333 | 59 |
| Tobacco | 178 | 18 |
| Chemicals and Chemical Fertilisers | 14,227 | 10,536 |
| Machinery | 38,221 | 33,377 |
| Vehicles | 30,693 | 29,736 |
| Tinplate | 774 | 1,143 |
| Iron and Steel Goods | 124,672 | 111,640 |
| Oil and Spirit | 303,855 | 305,671 |
| Cotton Goods | 438 | 225 |
| Woollen Goods | 963 | 452 |
| Other Textiles | 86 | 49 |
| Other Commodities | 293,555 | 321,415 |
| | <hr/> 818,429 | <hr/> 823,866 |
| Coal, Coke and Patent Fuel | 3,132,701 | 2,996,909 |
| | <hr/> | <hr/> |
| Total | 3,951,130 | 3,820,775 |
| | <hr/> | <hr/> |
| TOTAL IMPORTS AND EXPORTS | 9,024,236 | 9,289,362 |
| | <hr/> | <hr/> |

There are regular freight, and in certain cases, passenger services between this port and France, Belgium, Holland, Denmark, Germany and the Scandinavian countries.

Vessels also arrive at the port from Australia, New Zealand, South America, the U.S.A. and Canada, India and Pakistan, South, East, West and North Africa, Italy, Jugo-Slavia, Greece, Turkey, Syria and Israel.

Coastwise traffic is principally concerned with London and the East Coast Ports.

The foreign trade of the Port of Hull has, in terms of tonnage handled, remained steady since regaining normal proportions after the war, although rising production in many of the industries has been reflected in an increase in the imports of raw materials, the traffic in chrome and other ores through Hull showing an increase of 10 per cent above the 1953 tonnages.

The importation of molasses at the Salt End Jetties, Hull, destined for the heavy chemical plant on the Industrial Estate, was three times as great as in 1953, and was the highest tonnage for several years.

Coal and coke shipments from Hull were the highest for any year since 1930.

The imports of raw wool into the country were a little lower than in 1953, but over one-third of the total has again entered through the Humber Ports for distribution mainly to the West Riding.

Fish landings generally have remained constant at over 200,000 tons per annum since the war.

Imports of pitwood and mining timber followed closely the pattern of other normal post-war years.

The following table shows the total number and tonnage of vessels arriving in Hull from foreign ports for the years 1946 to 1954, inclusive.

| Year | No. of vessels from foreign ports | Tonnage |
|------|--------------------------------------|-----------|
| 1946 | 4,565 | 4,376,174 |
| 1947 | 4,897 | 3,975,263 |
| 1948 | 5,681 | 3,808,545 |
| 1949 | 6,314 | 4,759,479 |
| 1950 | 5,683 | 4,784,917 |
| 1951 | 5,951 | 4,770,160 |
| 1952 | 5,831 | 4,723,434 |
| 1953 | 6,295 | 5,250,019 |
| 1954 | 5,764 | 5,110,232 |

GOOLE

IMPORTS :

| Commodity | 1954 Tons | 1953 Tons |
|---------------------------------------|----------------|----------------|
| Coal, Coke and Patent Fuel | — | — |
| Building and Road-making Materials | 8,865 | 18,467 |
| Fish Landings | — | — |
| Fruit and Vegetables | 2,512 | 1,840 |
| Grain, Flour and Milling Offals | 25,000 | 26,113 |
| Food and Provisions | 32,990 | 36,148 |
| Other Ores | 17,144 | 4,774 |
| Iron, Steel and Manufactures | 63,095 | 75,622 |
| Raw Wool | 19,423 | 19,751 |
| Other Timber | 4,592 | 1,891 |
| Chemicals and Chemical Fertilisers | 23,758 | 22,721 |
| Other Commodities | 171,633 | 160,955 |
| Total | 369,012 | 368,282 |

EXPORTS :

| Commodity | 1954 Tons | 1953 Tons |
|---|--------------|--------------|
| Building and Road-making Materials | 39,052 | 55,628 |
| Chemicals and Chemical Fertilisers | 5,361 | 9,291 |
| Machinery | 9,185 | 9,268 |
| Vehicles | 88 | 684 |
| Iron and Steel Goods | 24,363 | 25,856 |
| Oil and Spirit | 15,401 | 13,602 |
| Woollen Goods | 15,783 | 12,883 |
| Other Textiles | 2,388 | 2,175 |
| Other Commodities | 61,829 | 39,740 |
| | <hr/> | <hr/> |
| | 173,450 | 169,127 |
| Coal, Coke and Patent Fuel | 2,259,401 | 2,609,193 |
| | <hr/> | <hr/> |
| Total | 2,432,851 | 2,778,320 |
| | <hr/> | <hr/> |
| TOTAL IMPORTS AND EXPORTS | 2,801,863 | 3,146,602 |
| | <hr/> | <hr/> |

The trade of the Port of Goole has shown an upward trend since the war.

The greater proportion of the trade of Goole is coastal and near Continental. The principal traffics inward are grain, provisions, Australian and New Zealand wool transhipped at London, and raw materials for the iron and steel industry.

Outwards the main shipments are coal and coke, iron and steel, textiles and other manufactured goods.

The shipments of coal from Goole in 1953 constituted a post-war record. In 1954 there were increased imports of grain and flour, iron pyrites, pyrites cinders, scrap, strawboards and general cargo, with decreases in building and road-making materials, farina, iron and steel and sand.

INLAND BARGE TRAFFIC

REPORT ON THE INSPECTION AND REGISTRATION OF CANAL BOATS

River and canal traffic is between Hull and Leeds, Bradford, Halifax, Castleford, Sheffield, Thorne, Doncaster, Selby, Brighouse, Barnsley, Wakefield, Goole, Selby, York, Newark, Nottingham and Gainsborough.

| | | | | |
|---|------|------|------|-------|
| Number of inspections of Canal Boats | | | | 476 |
| Number of boats examined for the purpose of registration | | | | 11 |
| Number of additional inspections made to ascertain if notices served and verbal cautions given had been complied with | | | | 3 |
| | | | | <hr/> |
| Total number of inspections | | | | 490 |
| | | | | <hr/> |

The 476 inspections were made on 260 boats which are registered to accommodate 915 adult persons and 439 children, whilst 532 adults (528 male and 4 females) and 1 child were found to be occupying them.

No records are kept of the net tonnage of river craft using the district.

Contraventions

| | | | |
|---|------|------|----|
| Number of Canal Boats with contraventions | | | 48 |
| Number of contraventions | | | 56 |
| Number of contraventions remedied | | | 18 |

Registration Particulars

| | | | | |
|--|------|------|------|-------|
| Total number of Canal Boats on the Register on the 31st December, 1953 | | | | 2,077 |
| Total number of Canal Boats registered during the year 1954 | | | | 11 |
| | | | | <hr/> |
| | | | | 2,088 |
| Registrations cancelled during 1954 | | | | 36 |
| | | | | <hr/> |
| Total | | | | 2,052 |
| | | | | <hr/> |

Particulars of registrations during 1954 :

| | | | | |
|---|------|------|------|-------|
| Boats not previously registered | | | | 8 |
| Boats on which structural alterations had taken place | | | | 2 |
| Boats registered with other Authorities | | | | 1 |
| | | | | <hr/> |
| Total registrations | | | | 11 |
| | | | | <hr/> |

| | | | | |
|--|------|------|------|-------|
| Copy Certificates of Registration issued | | | | 23 |
| | | | | <hr/> |

Registration Certificates endorsed in consequence of :

| | | | | |
|--------------------------------|------|------|------|-------|
| (a) Change of ownership | | | | 60 |
| (b) Change of address of owner | | | | 2 |
| | | | | <hr/> |
| Total endorsements | | | | 62 |
| | | | | <hr/> |

Infectious Diseases

No notifications were received from medical practitioners of any case of infectious disease having occurred on canal boats during the year.

Legal Proceedings

It has not been found necessary during the year to institute legal proceedings.

WATER SUPPLY

For the District

Kingston upon Hull Corporation water is now supplied for domestic purposes on all docks.

For Shipping

The water supplied to ships for domestic purposes is the Kingston upon Hull Corporation supply and is delivered either by means of water boats or by hydrants situated on the dock-side.

Reports on Tests for Contamination

(a) CHEMICAL

Twelve water samples obtained from water-boats and ships in Hull and Goole were examined by the Port Analyst.

| Satisfactory | Suspicious | Unsatisfactory | Total |
|--------------|------------|----------------|-------|
| 11 | — | 1 | 12 |

(b) BACTERIOLOGICAL

Twelve samples from water-boats and ships were examined bacteriologically by the Director of the Public Health Laboratory Service. The results of the examinations were as follows :

| Highly Satisfactory | Satisfactory | Suspicious | Unsatisfactory | Total |
|------------------------|--------------|------------|----------------|-------|
| 4 | 2 | 2 | 4 | 12 |

Where the water samples were considered to be unsatisfactory as the result of the chemical or bacteriological findings, instructions were issued for the water tanks to be cleansed and cement-washed and re-filled with fresh water from the district supply.

Precautions against Contamination of Hydrants and Hosepipes

The Authority possess no jurisdiction over shore premises or equipment.

Some vessels are supplied with fresh water from water-boats while others are supplied direct from hydrants on the quayside owned by the British Transport Commission.

Samples are taken periodically from privately-owned water-boats and occasionally from the hydrants, the latter with the consent and co-operation of the British Transport Commission.

Should any hydrant or equipment be found in an unsatisfactory condition the matter is reported to the British Transport Commission who take the necessary action.

Number and Sanitary Condition of Water Boats and Powers of Control by the Authority

NO CHANGE

PUBLIC HEALTH (SHIPS) REGULATIONS 1952 and 1954

REGULATION 15

During the year a number of trawlers from Deep Sea Fishing Grounds, via a Foreign Port, did not on arrival within the district display the appropriate flag or light signals in accordance with the provisions of Article 15 of the above Regulations.

Periodical lists of the offending vessels were submitted to the Authority by H.M. Customs Waterguard and these as received were forwarded to the Secretary of the Hull Fishing Vessel Owners' Association with the request that the skippers of the vessels concerned be warned regarding the contraventions of the Regulations.

Towards the end of the year no further contraventions were reported.

REGULATION 18

During the year the new three-part Warning Notice and Surveillance Card was made available for issue when necessary.

TUBERCULOSIS IN SEAMEN

At the request of the Honorary Secretary of the Association of Sea and Air Port Health Authorities, records were kept regarding the incidence of Tuberculosis among seamen for the period 1st January to the 31st December, 1954.

Twenty-three cases were recorded, comprising six which were noted by the Boarding Medical Officers and seventeen which were referred by private medical practitioners to the Consultant Chest Physician—No. 5 Hospital Management Committee—Hull (B) Group.

In addition, two cases were disposed of prior to the arrival of vessels in the district.

SMALLPOX

All cases or suspected cases of Smallpox may be sent to the Castle Hill Hospital, Cottingham, E. Yorks.

Ambulances for the removal of cases to hospital are provided at all times by the Hull Corporation Ambulance Service which is under the direction of the Medical Officer of Health of the City.

Vans are also available for the conveyance of bedding, etc., to and from the Corporation Disinfecting Station, Scarborough Street, Hull.

All ambulance crews and the staff of the Authority are subjected to periodical vaccination.

Dr. Alexander Hutchison, Medical Officer of Health of the City of Kingston upon Hull, and of the Hull and Goole Port Health Authority, is the Smallpox Consultant for the district.

Specimens for laboratory diagnosis are forwarded to either :

(a) The Virus Reference Laboratory,
Central Public Health Laboratory,
Colindale Avenue,
London, N.W.9,

or (b) The Department of Bacteriology,
Mount Pleasant,
Liverpool, 3.

VENEREAL DISEASE

Cases of Venereal Disease are treated at the Clinic, Mill Street, Hull.

The times of attendance are as follows :

| | | | | |
|-----------|------|------|------|---|
| Monday | | | | 10.0 a.m. to 12 noon 5.0 p.m. to 6.30 p.m. |
| Tuesday | | | | 10.0 a.m. to 12 noon 5.0 p.m. to 6.0 p.m. |
| Wednesday | | | | 10.0 a.m. to 12 noon 5.0 p.m. to 7.0 p.m. |
| Thursday | | | | 10.0 a.m. to 12 noon 5.0 p.m. to 6.0 p.m. |
| Friday | | | | 10.0 a.m. to 12 noon 5.0 p.m. to 6.0 p.m. |
| Saturday | | | | — |

A "Notice to Seamen" Card has been printed in fourteen languages, giving the address of the clinic and the times of attendance.

At Goole cases are treated at the Bartholomew Hospital.

In-patients are treated at the Western General Hospital, Anlaby Road, Hull, and at the Kingston General Hospital, Beverley Road, Hull.

At Goole in-patients are treated at the Bartholomew Hospital.

Cases of Notifiable and other Infectious Diseases on Ships

TABLE D

Cases landed from Ships from Foreign Ports

| Disease | Number of cases during the year | | Number of ships concerned |
|-------------------------------|---------------------------------|------|---------------------------|
| | Passengers | Crew | |
| Malaria | — | 5 | 5 |
| *Pulmonary Tuberculosis | — | 5 | 5 |
| Pneumonia | — | 4 | 4 |
| Influenza | — | 3 | 3 |
| Poliomyelitis | — | 1 | 1 |
| Measles | — | 1 | 1 |

Cases which have occurred on Ships from Foreign Ports but have been disposed of before arrival

| Disease | Number of cases during the year | | Number of ships concerned |
|------------------------------|---------------------------------|------|---------------------------|
| | Passengers | Crew | |
| Malaria | — | 2 | 2 |
| Pulmonary Tuberculosis | — | 2 | 2 |
| Pneumonia | — | 1 | 1 |

Cases Landed from Other Ships

| Disease | Number of cases during the year | | Number of ships concerned |
|------------------------------|---------------------------------|------|---------------------------|
| | Passengers | Crew | |
| Dysentery | — | 1 | 1 |
| *Pulmonary Tuberculosis | — | 1 | 1 |

*In addition, seventeen cases were notified by the Consultant Chest Physician—No. 5 Hospital Management Committee—Hull (B) Group.

OBSERVATIONS ON THE OCCURRENCE OF MALARIA ON SHIPS

Five cases of Malaria were landed from vessels during the year and two cases were reported to have been disposed of prior to arrival.

These figures indicate the continued favourable trend as regards the incidence of Malaria on vessels from the West Coast of Africa.

MEASURES TAKEN AGAINST SHIPS INFECTED WITH OR SUSPECTED FOR PLAGUE

No ships, infected with or suspected for Plague, arrived in the district during the year.

MEASURES AGAINST RODENTS IN SHIPS FROM FOREIGN PORTS

Procedure for Inspection of Ships for Rats

The Authority's Inspectors and/or Rodent Searchers inspect all ships from foreign ports for evidence of rat infestation, special attention being directed to those coming from Infected Areas, numbering 431 in 1954.

Where evidence of recent infestation is found traps are laid to confirm the findings.

In 1954 traps were set on 152 ships and 217 rats were caught.

The Inspectors of the Authority also pay daily visits to ships from Infected Areas and enquiries regarding the presence of rats form part of their normal duties.

Arrangements for the Bacteriological or Pathological Examination of Rodents

A proportion of all rats trapped and all found dead, including those destroyed by the Rat Catchers employed by the British Transport Commission, are submitted to the Director of the Public Health Laboratory Service, 184 High Street, Hull, for bacteriological examination. One hundred and sixty-five rats were examined during the year, none of which showed evidence of *Bacillus pestis*. Details are given in Table E (page 23).

Arrangements for Deratting Ships

Four methods of rat destruction are approved, namely : (1) Fumigation by hydrogen cyanide ; (2) Fumigation by sulphur dioxide, (3) Trapping, and (4) Poisoning by sodium fluoroacetate "1080". Details are given in Tables E and F (pages 23-24).

Where deratting by fumigation or by sodium fluoroacetate is considered necessary the work is carried out by commercial contractors. The firms undertaking this work are as follows :

- (a) Messrs. Harrison & Doughty Ltd.,
Wyke Street,
Hull.
- (b) Messrs. R. W. Arro & Co., Ltd.,
433 Hedon Road,
Hull.
- (c) Riverside (Painters & Contractors) Ltd.,
441 Hedon Road,
Hull.
- (d) Deodor-X-Hygiene Services Ltd.,
Prince's Dock Chambers,
Prince's Dock Side,
Hull.

PROGRESS IN RAT-PROOFING OF SHIPS

The application and incorporation of rat-proofing principles in the construction of new ships continues. Where, during the course of inspection, the Officers of the Authority discover unprotected rat harbourages, Masters, Owners or Agents are requested to undertake remedial measures.

Deratting by Sodium Fluoroacetate "1080"

During the year under review four vessels were treated with "1080" for the destruction of rats and deratting certificates were issued on the completion of each treatment. On the four ships concerned, thirty-one rats were destroyed.

The result in each case was considered to be fairly satisfactory but until some form of check is devised to assess whether or not complete elimination of the rat population has been achieved by the use of this rodenticide, opinion as to its merits must be reserved.

Our experience to date indicates that where heavy infestation exists and "1080" is used, a second treatment might be of value.

If this method were adopted for a limited period, a check could be made as to the real value of this poison. On the other hand where the infestation is only slight it would appear that a single treatment would suffice.

PREVENTION OF DAMAGE BY PESTS ACT, 1949 PREVENTION OF DAMAGE BY PESTS (APPLICATION TO SHIPPING) ORDER, 1951

The following table shows the number of Rodent Control Certificates issued under the above Order during 1954.

| No. issued to Rat-free ships | No. issued to ships after deratting | No. of rats trapped | No. of rats found after fumigation |
|---------------------------------|---|---------------------------|--|
| 446 | — | — | — |

TABLE E

**RODENTS DESTROYED DURING THE YEAR
IN SHIPS FROM FOREIGN PORTS**

| Category | Number |
|---------------------------|--------|
| Black Rats | 430* |
| Brown Rats | — |
| Species not known | — |
| Sent for examination | 68 |
| Infected with Plague | — |

* This total includes 213 rats killed as a result of fumigation and by poisoning with "1080".

**RODENTS DESTROYED DURING THE YEAR
IN WAREHOUSES ON THE DOCK ESTATE**

| Category | Number |
|---------------------------|--------|
| Black Rats | 227* |
| Brown Rats | 194* |
| Species not known | — |
| Sent for examination | 97 |
| Infected with Plague | — |

* The above figures were supplied by the British Transport Commission (Humber Ports).

TABLE F
Deratting Certificates and Deratting Exemption Certificates issued during the year
for ships from foreign ports

| | No. of Deratting Certificates issued | | | | Number of Deratting Exemption Certificates issued | Total Certificates issued |
|----------|--------------------------------------|-------------------|--------------------|-------|---|---------------------------------|
| | After Fumigation with | After trapping | After poisoning | Total | | |
| HCN 1 | Other Fumigant (state method) 2 | 3 | 4 | 5 | 6 | 7 |
| 15 | — | 1 | 4 ("1080") | 20 | 457 | 477 |

INSPECTION OF SHIPS FOR NUISANCES
TABLE G
INSPECTIONS AND NOTICES

| Category of Nuisance and Number of Inspections | Number | | Notices Served | | Result of Serving Notices |
|---|--------|----------|-------------------|---|---------------------------|
| | Found | Remedied | Statutory Notices | Other Notices | |
| British | | | | | |
| Defects of original construction | 10 | 2 | Nil | 6 (to Ministry of Transport) | 1 ship remedied |
| Structural defects through wear and tear | 213 | 201 | Nil | <div style="text-align: center;"> $\left. \begin{array}{c} 20 \\ 1 \end{array} \right\} \begin{array}{c} \text{(to Ministry of} \\ \text{Transport)} \end{array}$ </div> | 18 ships remedied |
| Dirt, vermin and other conditions prejudicial to health | 836 | 789 | Nil | | |
| Defects arising from structural alterations | 47 | 10 | Nil | 24 (to Ministry of Transport) | 3 ships remedied |
| Foreign | | | | | |
| Defects of original construction | 564 | 17 | Nil | Nil | Nil |
| Structural defects through wear and tear | 45 | 16 | Nil | <div style="text-align: center;"> $\left. \begin{array}{c} 8 \end{array} \right\}$ </div> | 6 ships remedied |
| Dirt, vermin and other conditions prejudicial to health | 133 | 112 | Nil | | |
| Defects arising from structural alterations | 145 | 2 | Nil | Nil | Nil |
| Totals | 1,993 | 1,149 | Nil | 59 | 28 |

It will be noted that there has been a drop in the number of defects and nuisances recorded in Table G. This circumstance may be ascribed firstly to the strikes during the year under review and secondly to the continued hygiene consciousness of owners, officers and crews of the vessels inspected.

There continues to be a very close co-operation between the Ministry of Transport surveyors and the officers of your Authority with regard to the standards defined in the Merchant Shipping (Crew Accommodation) Regulations, 1953.

Public Health (Shell Fish) Regulations, 1934 and 1948

NO CHANGE.

MEDICAL INSPECTION OF ALIENS

On the 1st April, 1954, the Aliens Order, 1953, which revoked the Aliens Order, 1920, came into operation and the new "Instructions to Medical Inspectors, 1955" have been circulated to the officers concerned.

The Medical Inspectors of Aliens now holding Warrants of Appointment are as follows :—

1. Dr. ALEXANDER HUTCHISON, Port Medical Officer of Health.
2. Dr. R. H. MOYES, Deputy Port Medical Officer of Health.
3. Dr. G. R. WALKER, Asst. Port Medical Officer of Health.
4. Dr. J. TONG, Asst. Port Medical Officer of Health.
5. Dr. S. KLINGER, Asst. Medical Officer of Health (part-time Boarding Duty).

ANNUAL RETURN BY THE MEDICAL INSPECTOR OF ALIENS TO THE MINISTRY OF HEALTH FOR THE YEAR ENDED 31st DECEMBER, 1954

| | |
|--|-------|
| Total No. of arriving vessels carrying Aliens | 963 |
| Total No. of Aliens (excluding transmigrants, seamen and airmen): | |
| (a) Arriving at the Port | 3,137 |
| (b) Medically inspected | 2,409 |
| (c) Medically examined | 210 |

| Certificates issued | Aliens permitted to land | | Aliens not permitted to land | Total |
|---|--------------------------|---------------|------------------------------|-------|
| | Unconditionally | Conditionally | | |
| (a) Unsound mind or mentally defective | Nil | Nil | Nil | Nil |
| (b) Undesirable for medical reasons | Nil | Nil | Nil | Nil |
| (c) Physical incapacity | Nil | Nil | Nil | Nil |
| (d) Acute infectious disease.... | Nil | Nil | Nil | Nil |
| (e) Conditionally landed for adequate medical examination | — | Nil | — | Nil |

MISCELLANEOUS

ARRANGEMENTS FOR THE BURIAL ON SHORE OF PERSONS WHO HAVE DIED ON BOARD SHIP FROM INFECTIOUS DISEASE

NO CHANGE.

CERTIFICATES OF HEALTH

During the year three Certificates of Health were issued to firms in respect of materials for export. The details are as follows :—

| <i>Date</i> | <i>Name of Firm</i> | <i>Commodity</i> | <i>Destination</i> |
|-------------|---|---------------------------------|--------------------|
| 1954 | | | |
| May 11th | R. Davie, Senior & Co., Ltd., Liverpool | 16 bales Second-hand Jute Sacks | Helsingfors |
| July 15th | Do. | 15 bales Second-hand Jute Sacks | Do. |
| Sept. 10th | J. Good & Sons Ltd, Hull | 2,000 bundles Wet Salted Hides | Chicago |

Dangerous Drugs (No. 3) Regulations, 1923

On the 30th December, 1954, a certificate was issued under the above Regulations to enable the Master of the Norwegian s.s. "Wilford" to obtain drugs to complete the necessary medical equipment for the ship, in accordance with the Ministry of Transport standards for British ships.

FOOD INSPECTION

HULL

Report of the Chief Food Inspector

Public Health (Imported Food) Regulations, 1937-1948

| | |
|---|-----------|
| Number of visits to Docks.... | 1,644 |
| Number of steamers from which cargoes were inspected | 792 |
| Number of packages landed therefrom | 7,133,387 |
| Number of Detention Notes issued by H.M. Customs | 455 |

PARTICULARS OF "PROHIBITED" MEAT DISCOVERED

NIL

PARTICULARS OF "MEAT PRODUCTS"—

SECOND SCHEDULE

| Where from | Description | Quantity |
|------------|---------------------------|------------------|
| Argentina | Tinned Meats | 37,664 packages |
| Australia | Tinned Meats | 144,035 " |
| " | Edible tallow | 1,763 cartons |
| " | Sausage | 1,520 packages |
| " | Pigs' fat | 161 " |
| " | Crops | 6,908 " |
| " | Boneless Beef | 229 bags |
| " | Beef | 54,143 " |
| " | Hearts | 96 " |
| " | Shins | 137 " |
| " | Pork | 246 packages |
| " | Lamb | 2,608 carcasses |
| " | Offals | 662 barrels |
| " | Edible beef stearine | 56 " |
| " | Skinned Rabbits | 31 packages |
| " | Sundries | 9,896 bags |
| Belgium | Tinned Meats | 1,300 packages |
| " | Sheep casings | 7 casks |
| Denmark | Tinned Meats | 210,530 packages |
| " | Bacon | 153,580 bales |
| " | Porkers | 25,514 carcasses |

| Where from | Description | Quantity |
|--------------|---------------------|------------------|
| Denmark | Maws | 96 barrels |
| " | Chitterlings | 10 casks |
| " | Poultry | 8,252 cases |
| " | Geese | 2,494 cases |
| " | Turkeys | 1,165 cases |
| " | Sausage | 699 packages |
| " | Casings | 65 barrels |
| " | Lard | 42,483 packages |
| " | Pork Loins | 298 " |
| " | Offals | 87 barrels |
| France | Tinned Meats | 14,275 packages |
| Germany | Tinned Meats | 10,845 " |
| " | Sheep guts | 29 barrels |
| " | Sausage | 9 cases |
| " | Casings | 1 barrel |
| Holland | Tinned Meats | 133,215 packages |
| " | Casings | 21 barrels |
| " | Rinds | 80 casks |
| " | Lard | 24,945 packages |
| " | Bacon | 1,888 bales |
| " | Pork Loins | 25 packages |
| " | Sausage | 50 " |
| " | Poultry | 125 cases |
| " | Ducklings | 10 cases |
| Iceland | Casings | 10 barrels |
| New York | Lard | 18,158 packages |
| New Zealand | Tinned meats | 28,950 " |
| " | Lambs | 99,293 carcasses |
| " | Tallow | 101 drums |
| " | Pigs' fat | 80 " |
| " | Tegs | 270 carcasses |
| " | Mutton | 4,736 carcasses |
| " | Pork | 2,487 " |
| " | Beef | 1,075 quarters |
| " | Casings | 14 casks |
| Norway | Tinned meats | 145 packages |
| " | Poultry | 33 cases |
| " | Sheep guts | 101 barrels |
| Poland | Bacon | 136,371 bales |
| South Africa | Tinned meats | 7,658 packages |
| " | Sausage | 100 cartons |
| Sweden | Tinned meats | 4,185 packages |
| " | Bacon | 5,651 bales |
| " | Lard | 835 packages |
| " | Casings | 48 barrels |
| " | Sausage | 28 cases |
| " | Maws | 4 barrels |
| " | Pigs' stomachs | 16 " |

OTHER FOODSTUFFS INSPECTED

| Description | Quantity | |
|--------------------------------|------------------|----------------|
| Apples | 664,678 packages | |
| Apricots | 600 | " |
| Beans (Tinned) | 972 | " |
| Beetroot | 459 | " |
| Bilberries | 411,649 | " |
| Biscuits | 4,660 | " |
| Butter | 340,270 | " |
| Cabbage | 16,452 | " |
| Carrots | 3,415 | " |
| Cauliflower | 64,547 | " and 125 tons |
| Celery (Tinned) | 210 | " |
| Cheese | 67,519 | " and 5 tons |
| Cheese powder | 70 | " |
| Cherries | 468 | " |
| Cherries (Glazed) | 712 | " |
| Cockles | 280 | " |
| Cocoa Beans | 498 | " |
| Cocoa Butter | 19,663 | " |
| Cocoa Meal | 1,304 | " |
| Cocoanuts | 300 | " |
| Cocoanut (Dessicated) | 4,231 | " |
| Confectionery | 26,434 | " and 3 tons |
| Cornflour | 1,200 | " |
| Cranberries | 100 | " |
| Crawfish | 100 | " |
| Cream | 12,241 | " |
| Couverture | 1,405 | " |
| Cucumber | 40,707 | " and 75 tons |
| Eggs | 414,846 | " |
| Egg White (Tinned Frozen) | 723 | " |
| Fish (Fresh) | 8,333 | " |
| Fish (Tinned) | 16,976 | " |
| Fondant | 6,672 | " |
| Fruit (Dried) | 57,870 | " |
| Fruit (Pulp) | 1,799 | " and 88 tons |
| Fruit (Tinned) | 48,553 | " |
| Fruit Juice | 12,573 | " |
| Fruit in Syrup | 82 | " |
| Gherkins | 3,320 | " |
| Gooseberries | 2,580 | " |
| Grapefruit | 34,887 | " |
| Grapes | 75,538 | " |
| Herbs | 3 | " |
| Horseradish | 120 | " |
| Jam | 765 | " |
| Lemons | 50,811 packages | |
| Lemon oil | 41 | " |

| Description | Quantity | |
|---------------------|-------------|--------------|
| Lemon skins | 24 packages | |
| Lettuce | 65,615 | and 50 tons |
| Lobster (Tinned) | 116 | |
| Margarine | 765,154 | and 240 tons |
| Marzipan | 392 | |
| Melons | 6,473 | |
| Milk (Tinned) | 1,124 | |
| Milk (Powder) | 840 | |
| Mustard | 12 | |
| Mussels | 25 | |
| Nuts | 21,531 | |
| Onions | 476,791 | and 700 tons |
| Oranges | 463,689 | |
| Paté de foi gras | 5 | |
| Peaches | 784 | |
| Peanut butter | 268 | |
| Pears | 173,964 | |
| Peas (Bagged) | 140,772 | and 445 tons |
| Peas (Tinned) | 1,430 | |
| Plums | 4,556 | |
| Pomegranates | 3,900 | |
| Potatoes | 377,706 | |
| Prawns | 156 | |
| Radish | 1,994 | |
| Raspberries | 810 | |
| Rice | 1,000 | and 25 tons |
| Rusks | 150 | |
| Sago | 146 | |
| Sauerkraut | 516 | |
| Salmon | 1,939 | |
| Shrimps | 1,190 | |
| Soup (Tinned) | 250 | |
| Strawberries | 4,390 | |
| Tea | 21,639 | |
| Tinned Goods | 3,250 | |
| Toffee Butter | 17 | |
| Tomatoes | 555,913 | |
| Tomatoes (Tinned) | 419,624 | |
| Tomato Concentrate | 20 | |
| Vegetables in brine | 4,619 | and 25 tons |
| Vegetables (Dried) | 86 | |
| Vegetables (Tinned) | 25 | |
| Yeast | 1,991 | |

**SUMMARY AND DESCRIPTION OF NUMBERS OF
PACKAGES OF FOODSTUFFS SORTED UNDER
SUPERVISION**

| Description | Sorted | Unsound |
|-----------------|-------------|-------------------------|
| Tinned Tomatoes | 1,000 cases | 59 cases and 78 tins |

FOODSTUFFS FOUND TO BE UNFIT

| | | | |
|------------------|------|------|---------------------------|
| Tinned Goods | | | 4,183 lb. |
| Onions | | | 622 bags and 2 casks |
| Bacon | | | 235 lb. |
| Lettuce | | | 29 crates |
| Margarine | | | 46 cartons |
| Shrimps in brine | | | 11 casks |
| Pears | | | 45 boxes |
| Tomatoes | | | 12 trays |
| Bilberries | | | 82,759 chips |
| Potatoes | | | 491 panniers |
| Apples | | | 12 boxes |
| Oranges | | | 87 boxes |
| Lard | | | 1 carton |
| Grapes | | | 6 trays |
| Rabbits | | | 36 |
| Cheese | | | 3 packets |
| Fruit Pulp | | | 2 casks |
| Biscuits | | | 20 cartons and 42 packets |
| Confectionery | | | 15 cartons and 2 packets |
| Meat | | | 1,158 lb. |

SUMMARY OF WEIGHTS OF UNSOUND FOODSTUFFS

| Description | | | | Quantity | | | Lb. |
|------------------|------|------|------|----------|-------|------|-----|
| | | | | Tons | Cwts. | Qrs. | |
| Tinned Goods | | | | 1 | 17 | 1 | 11 |
| Onions | | | | 17 | 16 | 2 | — |
| Bacon | | | | — | 2 | — | 11 |
| Lettuce | | | | — | 2 | — | 8 |
| Margarine | | | | — | 10 | 2 | — |
| Shrimps in brine | | | | — | 18 | 3 | — |
| Pears | | | | — | 16 | — | 8 |
| Tomatoes | | | | — | 1 | — | 8 |
| Bilberries | | | | 147 | 15 | 2 | 26 |
| Potatoes | | | | 8 | 4 | 3 | 20 |
| Apples | | | | — | 5 | 3 | 12 |
| Oranges | | | | 2 | 3 | 2 | — |
| Lard | | | | — | — | 1 | — |
| Grapes | | | | — | — | 2 | 4 |
| Rabbits | | | | — | — | 3 | 4 |
| Cheese | | | | — | 4 | 1 | 13 |
| Fruit Pulp | | | | — | 3 | — | — |
| Biscuits | | | | — | 5 | 1 | 22 |
| Confectionery | | | | — | 2 | 3 | 24 |
| Meat | | | | — | 10 | 1 | 10 |

INCORRECT OR ABSENCE OF "OFFICIAL CERTIFICATES"

Twenty-nine barrels of Icelandic Raw Salted Uncleaned Sheep and Lamb Guts were discharged ex the s.s. *Albatross* from Germany without "Official Certificates". The goods were returned to the country of origin.

Twenty-five cases of Mixed Luncheon Meat, mark G.D. Nos. 1621 to 1645 were discharged ex the s.s. *Trondhjem* from Denmark with incorrect "Official Certificates". The goods were returned to the country of origin.

Two cases of Hams, mark "AR Hull", Nos. 266 and 267 ex the s.s. *Margrethe* from Copenhagen were discharged bearing incorrect "Official Certificates". The goods were returned to the country of origin.

Forty-six cartons of Chopped Ham, mark "MJC H" ex the s.s. *Zaanstroom* from Amsterdam were discharged without "Official Certificates". The goods were returned to the country of origin.

Ten cases of Sausage, mark "A. & C", ex the s.s. *Borodino* from Copenhagen, were discharged bearing incorrect "Official Certificates". The goods were returned to the country of origin.

One barrel of Salted Casings, mark "KCC 768", ex the s.s. *Adler* from Bremen, was discharged without an "Official Certificate". The goods were returned to the country of origin.

Three hundred and fifty-five cartons of Lard, mark "SPC", ex the s.s. *Tiny* from Malmo, were discharged without "Official Certificates". The goods were released after the Swedish Embassy had given their assurance that the certificates had been overlooked.

One hundred and twenty-five cartons of Lard, mark "SBC", ex the s.s. *Dynamo* from Malmo, were discharged without "Official Certificates". The goods were released after the Swedish Embassy had given their assurance that the certificates had been overlooked.

One barrel of Sheep Guts, mark "L.B.M.B. Leeds 1.1." ex the s.s. *Borodino* from Copenhagen, was discharged without an "Official Certificate". The goods were returned to the country of origin.

Sixty cases of Cooked Boneless Ham, mark "C.A. Hull", were discharged ex the s.s. *Mowe* from Bremen, without "Official Certificates". The goods were returned to the country of origin.

OTHER INSPECTIONS

A consignment of Peeled Shrimps in brine was discharged ex the s.s. *Vechstroom* from Amsterdam, from which a sample was submitted to the Port Analyst, who reported the presence of a prohibited preservative. As these goods had left the area for Grimsby the Medical Officer of Health was notified so that he could take any action he deemed necessary.

A consignment of Peeled Shrimps in brine, mark "A" was discharged ex the s.s. *Sparnstroom* from Amsterdam, from which a sample was submitted to the Port Analyst who reported the presence of a prohibited preservative. The goods were returned to the country of origin.

A consignment of Peeled Shrimps in brine, mark "JT 2/1/2 48/22", was discharged ex the s.s. *Alt* from Rotterdam, from which a sample was submitted to the Port Analyst, who reported the presence of a prohibited preservative. The goods were returned to the country of origin.

Four cases of Frozen Peeled Shrimps, mark "T Hull", were discharged ex the s.s. *Melrose Abbey*, from which a sample was submitted to the Port Analyst, who reported the presence of a prohibited preservative. The goods were returned to the country of origin.

Ten casks Peeled Shrimps in brine, mark "C.H.P.", were discharged ex the s.s. *Fasan* from Hamburg in an unsound condition. The whole consignment was condemned and destroyed.

PUBLIC HEALTH (IMPORTED FOOD) REGULATIONS, 1937-1948

The above regulations have been in operation during the year and are working satisfactorily.

PUBLIC HEALTH (IMPORTED MILK) REGULATIONS, 1926

No action has been taken under these regulations during the year.

PUBLIC HEALTH (PRESERVATIVES, ETC. IN FOOD) REGULATIONS, 1925-1948

Thirty-five samples of food were taken for analysis under the above regulations during the year.

Number of samples of foodstuffs submitted for :

- (a) Chemical analysis 134—report on pages 38–40
- (b) Bacteriological examination 4—report on page 40

Action taken as a result of unsatisfactory reports :

Stained Bacon and Wrappers.—The affected parts were pared off and destroyed.

Orange and Lemon Juice.—Guarantees were received from the firms concerned to the effect that the orange and lemon juice would be treated before being sold to the public in order to comply with the provisions of the Preservatives Regulations.

Peeled Shrimps in Brine and Frozen Peeled Shrimps.—See report under “Other Inspections”.

FOOD INSPECTION

GOOLE

REPORT OF THE SENIOR PORT HEALTH INSPECTOR Public Health (Imported Food) Regulations, 1937–1948

| | | | | | |
|---|------|------|------|------|---------|
| Number of visits to docks | | | | | 155 |
| Number of vessels from which cargoes were inspected | | | | | 154 |
| Number of packages landed therefrom | | | | | 574,917 |
| Number of Detention Notes issued by H.M. Customs | | | | | Nil |

PARTICULARS OF “PROHIBITED” MEAT DISCOVERED

N I L

PARTICULARS OF “MEAT PRODUCTS”— SECOND SCHEDULE

| Description | Quantity |
|----------------------------|---------------------------|
| Bacon | 167,122 bales |
| Luncheon Meat, tinned | 113,059 cartons and cases |
| Pork Luncheon Meat, tinned | 10,962 cartons |
| Meat, tinned | 9,207 cartons and boxes |
| Tongues, tinned | 6,267 cartons |
| Pork, tinned | 5,318 „ |
| Chopped Ham, tinned | 4,743 „ |
| Pork, tinned | 4,147 „ |
| Ham, tinned | 3,877 cartons and cases |

| Description | Quantity |
|---------------------------------|-----------------------|
| Lunch Tongues, tinned | 3,333 cartons |
| Chopped Pork, tinned | 2,531 " |
| Kidneys, tinned | 2,288 " |
| Sausages, tinned | 1,679 " |
| Hams, tinned | 1,591 cases |
| Jellied Veal, tinned | 1,201 cartons |
| Stewed Steak and Kidney, tinned | 453 " |
| Pork Cracklings | 419 " |
| Udders | 369 casks |
| Veal and Pork, tinned | 350 cartons |
| Paté de foie | 345 " |
| Pork in juice, tinned | 260 cases and cartons |
| Frozen Hens | 249 cases |
| Stewed Steak | 240 cartons |
| Shoulder Hams | 166 cases |
| Cocktail Cracklings | 165 cartons |
| Brisket, tinned | 260 cases |
| Cracklings | 160 cartons |
| Corned Beef | 150 cases |
| Salami Sausage | 149 " |
| Pork Slice, tinned | 140 cartons |
| Vienna Sausage | 135 " |
| Paté de foie truffe | 143 " |
| Veal, tinned | 96 " |
| Ham Roll | 90 " |
| Ox Tongues, tinned | 80 " |
| Pork Loins, tinned | 75 " |
| Steak, tinned | 70 " |
| Cocktail Sausages | 61 " |
| Deville Ham, tinned | 60 " |
| Steak and Kidney, tinned | 56 " |
| Meat Preserves | 60 " |
| Frozen Hams, cases | 36 cases |
| Chickens | 34 " |
| Pork Brawn, tinned | 30 cartons |
| Calves' Tongues | 25 " |
| Jellied Pork, tinned | 25 " |
| Brawn | 25 " |
| Frozen Turkeys | 25 cases |
| Liver Paste, tinned | 20 " |
| Frankfurter Sausage, tinned | 20 cartons |
| Maws | 19 casks |
| Boneless Hams, tinned | 15 cartons |
| Rinds | 13 kegs |
| Sausages, bottled | 10 cartons |
| Pork Salami Sausage | 10 cases |
| Ham and Pork Liver, tinned | 10 cartons |
| Chitterlings | 5 casks |
| Liver, tinned | 1 carton |

OTHER FOODSTUFFS INSPECTED

| Description | Quantity |
|--------------------------|--------------------------|
| Cheese | 31,629 cases and cartons |
| Butter | 106,868 casks and boxes |
| Margarine | 17,636 cartons |
| Onions | 16,367 bags |
| Beer | 15,413 cases |
| Sago Flour | 10,702 bags |
| Cheeses | 10,475 |
| Peas | 6,054 bags |
| Eggs | 6,017 boxes |
| Condensed Milk | 1,875 cartons and boxes |
| Confectionery | 1,823 cartons |
| Pears | 995 crates |
| Fruit Tablets | 875 cartons |
| Dates | 770 „ |
| Lard | 650 cases |
| Blue Peas | 650 bags |
| Chestnuts | 500 „ |
| Tinned Cream | 450 cases |
| Sweetened Fat | 400 boxes |
| White Fondant | 400 cases |
| Potatoes | 348 bags |
| Farina | 305 „ |
| Cream | 242 cases |
| Pickling Onions | 236 bags |
| Fat Emulsion | 160 cartons |
| Seed Marrowfat Peas | 150 bags |
| Seeds Peas | 130 „ |
| Chocolates | 129 cartons |
| Cheese Spread | 75 „ |
| Chewing Gum | 50 „ |
| Green Peas | 40 bags |
| Dextrine | 21 „ |
| Barley | 17 sacks |
| Gorgonzola Cheese | 10 tubs |
| Toffee Butter | 6 boxes |

FOODSTUFFS FOUND TO BE UNFIT

| Description | tons | cwts. | Quantity qrs. | lb. |
|-------------------------------|------|-------|------------------|-----|
| Steak and Kidney (1 tin) | — | — | — | 6 |
| Pickling Onions | 1 | 19 | — | — |
| Butter | — | — | — | 5½ |
| Bacon | — | — | — | 1 |
| Bacon Rind | — | — | — | 2 |
| Total | 1 | 19 | — | 14½ |

ABSENCE OF "OFFICIAL CERTIFICATES"

During the year the undermentioned foodstuffs were detained owing to the absence of the "Official Certificates". All the consignments were returned to the countries of origin.

| Description | Quantity |
|--------------------------|------------|
| Tinned Hams | 10 cases |
| Cooked Hams | 2 „ |
| Cocktail Cracklings | 40 cartons |
| Chopped Pork | 15 „ |
| Chopped Ham | 30 „ |
| Tinned Ham | 5 cases |
| Shoulder Ham | 5 „ |

OTHER INSPECTIONS

Fourteen bales of Bacon ex the s.s. *Rother* from Copenhagen were found to be stained. The affected parts were removed under the supervision of an Officer of the Authority.

PUBLIC HEALTH (PRESERVATIVES, ETC. IN FOOD) REGULATIONS, 1945-1948

Eleven samples of foodstuffs were taken for chemical analysis under the above regulations.

Number of samples of foodstuffs submitted for :

- (a) Chemical analysis 12—report on pages 38-40
 (b) Bacteriological examination Nil

REPORT OF THE PORT ANALYST FOODSTUFFS

In the table below the results of the examination of one hundred and forty-six samples of foodstuffs are set out :

| Total | Satisfactory | Unsatisfactory |
|-------|--------------|----------------|
| 146 | 129 | 17 |

| Sample | Number | Result of Examination |
|------------------------------------|--------|---|
| Apricots, Dried | 1 | Dirty. No evidence of infestation was obtained. |
| *Bacon and Wrappings, Stained | 7 | The stains were due to copper salts (2), iron salts (3) and dyes (2). |

| Sample | Number | Result of Examination |
|--------------------------------------|--------|---|
| Cauliflower in brine | 3 | Free from preservatives. |
| Cherries, Glacé | 2 | One sample was free from preservatives and the other sample contained 40 parts per million of sulphur dioxide (100 parts per million allowed). Free from other preservatives. |
| Citrus Fruit Wrappers | 8 | Seven samples were free from diphenyl, the remaining sample contained a permissible amount of diphenyl. |
| †Cream, Tinned | 2 | In sound condition. Free from preservatives. |
| Eggs and Wood from Packing Case | 2 | The eggs were free from contamination and the wood of the packing case was stained yellow, probably due to the action of acidic vapour on it. |
| Fat, Edible | 1 | Consisted of palm kernel stearine. |
| †Fruit Tabs | 1 | Free from preservatives. No prohibited dyes were detected. |
| Grapefruit and Wrappers | 3 | Free from thiourea and diphenyl. |
| Herrings, Fried, Tinned | 1 | Free from preservatives. |
| †Kidneys, Braised, Tinned | 1 | Free from preservatives. |
| Lemons and Wrappers | 14 | Free from thiourea. Five samples contained permissible amounts of diphenyl, the remainder being free. |
| Lemon Juice | 4 | Contained 414, 443, 488 and 542 parts per million of sulphur dioxide respectively (350 parts per million allowed). Free from other preservatives. |
| Lemon Skins | 1 | Free from preservatives. |
| †Luncheon Meat, Tinned | 3 | In sound condition. Free from preservatives. |
| †Margarine | 1 | In sound condition. Free from preservatives. |
| Oranges | 3 | Free from thiourea. |
| Oranges and Wrappers | 59 | The oranges were free from thiourea except in one case, the peel and juice of which contained 12 and 1.5 parts per million respectively, none being allowed. The wrappers were free from diphenyl, except in three cases which contained permissible amounts. |

| Sample | Number | Result of Examination |
|------------------------------------|--------|---|
| Orange Juice | 6 | One sample was free from preservatives. Five samples contained 1162, 1251, 1450, 1492 and 2078 parts per million of sulphur dioxide (350 parts per million allowed). Free from other preservatives. |
| †Paté de Foie, tinned | 1 | In sound condition. Free from preservatives. |
| Pears | 1 | Contained 1.3 parts per million of arsenious oxide per million parts. (Permissible limit 1.4 parts per million). |
| †Sausages, Cocktail, Tinned | 1 | In sound condition. Free from preservatives. |
| *Sausages, Frankfurt, Tinned | 2 | In sound condition. Free from preservatives. |
| Shrimps, in brine, etc. | 15 | Four samples contained boric acid, a prohibited preservative, as much as 1.9 per cent being present in one case. The remainder were free from preservatives. |
| Strawberry Pulp | 2 | Contained 1024 and 1446 parts per million of sulphur dioxide (2000 parts per million allowed). Free from other preservatives. |
| Vegetables, Dehydrated, Mixed | 1 | Contained 396 parts per million of sulphur dioxide (2000 parts per million allowed). Free from other preservatives. |

*1 Goole sample

†Goole samples

BACTERIOLOGICAL EXAMINATIONS

Four samples of foodstuffs were submitted to the Director of the Public Health Laboratory Service for bacteriological examination, all of which were reported to be satisfactory.

APPENDIX 1

Summary of Inspections to Vessels, Foreign and Coastwise

HULL

| | | | | | |
|-----------|---|-----------------|------|------|---------|
| From | | | | | |
| Foreign | { | Steamships | | | 1,936 |
| | | Motor Vessels | | | 1,518 |
| | | Sailing Vessels | | | — |
| | | Fishing Vessels | | | 703 |
| Coastwise | { | Steamships | | | 482 |
| | | Motor Vessels | | | 597 |
| | | Sailing Vessels | | | 1 |
| | | | | | — 5,237 |

GOOLE

| | | | | | |
|-----------|---|-----------------|------|------|---------|
| Foreign | { | Steamships | | | 230 |
| | | Motor Vessels | | | 447 |
| | | Sailing Vessels | | | — |
| Coastwise | { | Steamships | | | 344 |
| | | Motor Vessels | | | 375 |
| | | Sailing Vessels | | | — |
| | | | | | — 1,396 |
| | | | | | 6,633 |
| | | Extra Visits | | | 1,466 |
| | | Total | | | 8,099 |

Summary of Inspections to Vessels, British and Foreign
Owned

HULL

| | | | | | |
|---------|---|-------------------|------|------|---------|
| Owners | | | | | |
| British | { | Steamships | | | 1,306 |
| | | Motor Vessels | | | 917 |
| | | Sailing Vessels | | | 1 |
| | | Fishing Vessels | | | 703 |
| | | | | | — 2,927 |
| Foreign | { | Steamships | | | 1,112 |
| | | Motor Vessels.... | | | 1,198 |
| | | Sailing Vessels | | | — |
| | | Fishing Vessels | | | — |
| | | | | | — 2,310 |

GOOLE

| Owners | | | | | | |
|--------------|---|-------------------|------|------|------|-------|
| British | { | Steamships | | | | 534 |
| | | Motor Vessels.... | | | | 339 |
| | | Sailing Vessels | | | | — |
| | | | | | | 873 |
| Foreign | { | Steamships | | | | 40 |
| | | Motor Vessels.... | | | | 483 |
| | | Sailing Vessels | | | | — |
| | | | | | | 523 |
| | | | | | | 6,633 |
| Extra Visits | | | | | | 1,466 |
| Total | | | | | | 8,099 |

The nationalities and number of inspections are shown below :

| | | | | | | |
|---------------|------|------|------|------|------|-------|
| British | | | | | | 3,800 |
| Dutch | | | | | | 1,037 |
| German | | | | | | 652 |
| Swedish | | | | | | 348 |
| Norwegian | | | | | | 183 |
| Danish | | | | | | 179 |
| Finnish | | | | | | 133 |
| Panamanian | | | | | | 35 |
| Icelandic | | | | | | 33 |
| Jugo-Slav | | | | | | 28 |
| Spanish | | | | | | 26 |
| Polish | | | | | | 25 |
| Liberian | | | | | | 20 |
| Greek | | | | | | 19 |
| Italian | | | | | | 19 |
| Belgian | | | | | | 19 |
| Costa Rican | | | | | | 14 |
| French | | | | | | 12 |
| Russian | | | | | | 10 |
| Turkish | | | | | | 7 |
| Swiss | | | | | | 7 |
| Argentinian | | | | | | 6 |
| Portuguese | | | | | | 5 |
| Brazilian | | | | | | 4 |
| Japanese | | | | | | 3 |
| Israelite | | | | | | 3 |
| American | | | | | | 2 |
| South African | | | | | | 2 |
| Hondurasian | | | | | | 2 |
| Total | | | | | | 6,633 |

APPENDIX II

Table showing the Ports from which came Vessels
boarded on arrival by Medical Officers

| Port | Jan. | Feb. | Mar. | April | May | June | July | Aug. | Sept. | Oct. | Nov. | Dec. | Totals. |
|-------------------------------------|------|------|------|-------|-----|------|------|------|-------|------|------|------|---------|
| Alexandria | - | - | 2 | - | - | 1 | 1 | 1 | - | - | - | - | 5 |
| Amsterdam | - | - | - | - | 2 | 1 | - | - | - | - | - | - | 3 |
| Antwerp | - | - | - | - | - | 1 | 3 | 1 | - | 1 | - | 1 | 7 |
| Australian Ports (via Suez) | 1 | 1 | 4 | 3 | 2 | 3 | 3 | - | - | 1 | 1 | 3 | 22 |
| Beirut | - | - | - | 1 | - | - | - | - | - | 1 | - | - | 2 |
| Bremen | 3 | 1 | 1 | 2 | 5 | 3 | 7 | 8 | 3 | 3 | - | - | 36 |
| Chalna | - | - | - | - | - | - | - | - | - | - | - | 1 | 1 |
| Delfziel | - | - | - | 1 | - | - | - | - | - | - | - | - | 1 |
| Famagusta (via Algiers) | - | - | - | - | - | - | - | - | - | 1 | - | - | 1 |
| Göthenburg | - | - | - | - | - | - | - | 1 | - | - | - | - | 1 |
| Haifa | - | 2 | 1 | - | - | - | - | - | - | 1 | - | - | 4 |
| Hamburg | 5 | 3 | 3 | 5 | 5 | 6 | 4 | 3 | 6 | 3 | 5 | 6 | 54 |
| Helsingfors | - | 1 | 1 | - | - | - | - | 1 | - | - | 1 | - | 4 |
| Karachi | - | - | - | - | - | - | - | - | - | 2 | - | - | 2 |
| Kotka | - | - | - | - | 1 | 1 | 1 | - | - | - | - | - | 3 |
| Lautoka, Fiji Isles (via Suez) 1 | - | - | - | - | - | - | - | - | - | - | - | - | 1 |
| Marmagao | - | - | - | - | - | - | - | - | - | - | 3 | - | 3 |
| Mombasa | - | - | - | - | - | - | 1 | - | - | - | - | - | 1 |
| Montreal | - | - | - | - | - | - | - | - | - | 1 | - | - | 1 |
| Morphou Bay (via Algiers) | - | 1 | - | - | - | - | - | 2 | - | - | 1 | - | 4 |
| North African Ports | 3 | 2 | 4 | 2 | 2 | 1 | 2 | 2 | 2 | - | 3 | 2 | 25 |
| Paris | - | - | - | - | 1 | - | - | - | - | - | - | - | 1 |
| Port Louis | 1 | 2 | - | - | - | - | - | - | - | - | - | - | 3 |
| Port Said | 1 | - | - | - | - | 1 | - | - | 1 | 1 | - | 1 | 5 |
| Port Sudan | - | - | - | 1 | - | 1 | - | 1 | - | - | - | 1 | 4 |
| Rangoon | - | - | - | 1 | - | - | - | - | - | - | - | 1 | 2 |
| Reykjavik | - | - | - | 1 | - | - | - | - | - | - | - | - | 1 |
| Rotterdam | 31 | 8 | 6 | 7 | 8 | 11 | 10 | 9 | 9 | 7 | 6 | 9 | 121 |
| Singapore | 1 | - | - | - | - | - | - | - | - | - | - | - | 1 |
| Carried forward | 47 | 21 | 22 | 24 | 26 | 30 | 32 | 29 | 21 | 22 | 20 | 25 | 319 |

| Port | Jan. | Feb. | Mar. | April | May | June | July | Aug. | Sept. | Oct. | Nov. | Dec. | Totals. |
|-------------------|------|------|------|-------|-----|------|------|------|-------|------|------|------|---------|
| Brought forward | 47 | 21 | 22 | 24 | 26 | 30 | 32 | 29 | 21 | 22 | 20 | 25 | 319 |
| South American | | | | | | | | | | | | | |
| Ports | 1 | - | 2 | 3 | 3 | 3 | 1 | 3 | 4 | 2 | 2 | - | 24 |
| Suez | - | - | - | - | - | - | - | 1 | - | - | - | - | 1 |
| Tel-Aviv | - | - | 1 | - | - | - | - | - | 1 | - | - | - | 2 |
| Tegal (Java) | - | - | - | - | - | - | - | - | - | 1 | - | - | 1 |
| Vestmann | | | | | | | | | | | | | |
| Islands | - | - | - | - | 1 | - | - | - | - | - | - | - | 1 |
| West African | | | | | | | | | | | | | |
| Ports | 4 | 6 | 8 | 7 | 7 | 1 | 3 | 2 | 2 | 2 | 2 | 4 | 48 |
| Extra Medical | | | | | | | | | | | | | |
| Visits | - | - | - | - | 1 | - | - | - | - | 1 | - | - | 2 |
| Totals | 52 | 27 | 33 | 34 | 38 | 34 | 36 | 35 | 28 | 28 | 24 | 29 | 398* |

* 184 of these arrivals were from "Infected Areas".

APPENDIX III

Tabulated Statement showing the Total Number of Admissions to Hospitals during 1954

| Date of Admission | Disease | Rating | Nationality | Name of Vessel | Where from | Date Discharged |
|-------------------|------------------------------|----------------|--------------------|----------------------------|-------------------|-----------------------------|
| 1954 | | | | | | |
| Jan. 17th | Pleurisy | Ship's Surgeon | British | s.s. "City of Manchester" | Beira | Feb. 10th |
| Feb. 15th | Pneumonia | 2nd Officer | Norwegian | s.s. "Elizabeth Jansen" | Casablanca | Mar. 10th |
| Feb. 19th | Pulmonary Tuberculosis | Steward | British | s.s. "Baron Belhaven" | Newcastle, N.S.W. | Nov. 18th |
| Mar. 6th | Cerebral Malaria | Carpenter | British | m.v. "Kalewa" | Freetown | Died Mar. 6th |
| Mar. 16th | Pneumonia | Seaman | British (Coloured) | m.v. "Kaladan" | Lagos | May 6th |
| Mar. 18th | Malaria | 2nd Cook | Egyptian | s.s. "Treglisson" | Lagos | Mar. 31st |
| Mar. 19th | Pulmonary Tuberculosis | Seaman Greaser | British | s.s. "Eskbank" | Buenos Aires | Still under-going treatment |
| April 27th | Acute Anterior Poliomyelitis | Waiter | Swedish | s.s. "Siwa" | Alexandria | May 24th |
| May 10th | Tonsillitis | Mess Boy | German | s.s. "General Dufour" | Takoradi | May 25th |
| May 10th | Measles | Master's Son | Dutch | m.v. "Jupiter" | Paris | Treated on board |
| June 20th | Malaria | Able Seaman | British (Coloured) | m.v. "Sacramento" | New York | July 6th |
| June 28th | Pulmonary Tuberculosis | Seaman | Spanish | s.s. "Sallust" | Bahia | Still under-going treatment |
| July 1st | Pneumonia | Steward | Portuguese | s.s. "City of Oxford" | Beira | July 22nd |
| July 22nd | Salmonella | Deck Boy | Finnish | s.s. "Ragunda" | London | Aug. 17th |
| Aug. 27th | Dysentery | Seaman | British | s.s. "Seaboard Enterprise" | Churchill, Canada | Sept. 3rd |
| Sept. 9th | Tonsillitis | Fireman | Ethiopian | s.s. "Stallberg" | Middlesbrough | Sept. 20th |
| Sept. 13th | Pulmonary Tuberculosis | Able Seaman | Finnish | s.s. "Ella" | Kalix | Sept. 28th |
| Dec. 4th | Pneumonitis | Seaman | Indian | s.s. "City of Manchester" | Singapore | Still under-going treatment |
| | Pulmonary Tuberculosis | | | | | |

APPENDIX IV

Vessels on their Arrival on which Cases of Infectious Disease existed or had occurred during the voyage

| Date 1954 | Name of Vessel | Where from | No. of Cases | Rating | How dealt with |
|--------------|-----------------------|---------------|-----------------|---------------|---|
| July 22nd | s.s. "Ragunda" | London | 1 | Deck Boy | Admitted to Castle Hill Hospital, Cottingham |
| Mar. 20th | s.s. "Goplo" | | | | |
| April 19th | s.s. "Macclesfield" | Danzig | 1 | Master | Treated by Agent's doctor |
| July 1st | s.s. "City of Oxford" | Hamburg | 1 | Greaser | Treated by private medical practitioner |
| | | Beira | 1 | Steward | Treated by private medical practitioner |
| Mar. 6th | m.v. "Kalewa" | Freetown | 1 | Carpenter | Admitted to Castle Hill Hospital, Cottingham Died Mar. 6th |
| Mar. 16th | m.v. "Kaladan" | Lagos | 1 | Chief Steward | Died in hospital at Freetown |
| Mar. 18th | s.s. "Treglisson" | Lagos | 1 | 2nd Cook | Admitted to Castle Hill Hospital, Cottingham |
| Mar. 22nd | s.s. "Somerset" | Brisbane | 1 | 2nd Steward | Treated by Agent's doctor |
| June 20th | m.v. "Sacramento" | New York | 1 | Able Seaman | Admitted to Castle Hill Hospital, Cottingham |
| Sept. 15th | s.s. "Temple Arch" | Lagos | 1 | Seaman | Treated by Agent's doctor |
| Oct. 8th | s.s. "Opobo Palm" | Port Harcourt | 1 | Able Seaman | Landed at Freetown |
| May 10th | m.v. "Jupiter" | Paris | 1 | Master's Son | Remained on board and treated by Agent's doctor |

APPENDIX V

| | | | | | |
|--|------|------|------|------|-------|
| Total No. of Ships inspected | | | | | 6,237 |
| Total No. of ships with defects, including those due to dirt, vermin, etc. | | | | | 537 |
| (a) At Hull | | | | | |
| British owned | | | | | 140 |
| Foreign owned | | | | | 302 |
| (b) At Goole | | | | | |
| British owned | | | | | 25 |
| Foreign owned | | | | | 70 |

(a) DEFECTS OF ORIGINAL CONSTRUCTION

BRITISH

VENTILATION :

| | | No. of defects | Remedied |
|--------------------------------|------|----------------|----------|
| Unventilated W.C. compartments | | 4 | Nil |
| " washplaces | | 2 | Nil |
| " messrooms | | 2 | Nil |
| CREWS' QUARTERS : | | | |
| No showers provided | | 2 | 2 |
| Totals | | 10 | 2 |

FOREIGN

VENTILATION :

| | | No. of defects | Remedied |
|--|------|----------------|----------|
| Unventilated W.C. compartments | | 162 | 4 |
| " washplaces | | 128 | 2 |
| " cabins | | 99 | 8 |
| " messrooms | | 35 | 4 |
| " combined W.C. and wash-place | | 32 | Nil |
| " galley-messrooms | | 24 | Nil |
| " pail closet compartments | | 19 | Nil |
| " forecastles | | 9 | 1 |
| " recreation rooms | | 2 | Nil |
| Ventilator in an unsatisfactory position over bunk | | 1 | Nil |
| WATER CLOSETS : | | | |
| W.Cs. without water supply | | 53 | Nil |
| Totals | | 564 | 19 |

(b) STRUCTURAL DEFECTS THROUGH WEAR AND TEAR

BRITISH

| | No. of defects | Remedied |
|---|-------------------|----------|
| Defective side ports and glasses | 27 | 25 |
| „ W.Cs. and fittings | 24 | 24 |
| „ radiators | 22 | 15 |
| „ doors | 21 | 20 |
| „ stoves and fittings | 15 | 15 |
| „ leaky overhead decks | 12 | 12 |
| „ lagging to brine pipes | 10 | 10 |
| „ waste pipes | 8 | 8 |
| „ choked scuppers | 7 | 7 |
| „ water supply pipes | 7 | 7 |
| „ wash-hand basins and fittings | 6 | 6 |
| „ showers | 5 | 5 |
| „ food lockers | 5 | 5 |
| „ sinks and surrounds | 4 | 4 |
| No plugs to wash-hand basins | 4 | 4 |
| Defective steam pipes | 3 | 3 |
| „ flooring and coverings | 3 | 3 |
| „ galley benches | 3 | 2 |
| „ bulkheads | 2 | 2 |
| „ tables | 2 | 2 |
| „ chairs | 2 | 2 |
| „ skylights | 2 | 2 |
| „ central heating stoves | 2 | 2 |
| „ decklights | 2 | 2 |
| „ ventilators | 2 | 2 |
| „ clothes lockers | 2 | 2 |
| „ fresh water tank | 1 | 1 |
| „ tap | 1 | 1 |
| „ deck service pipe | 1 | 1 |
| „ calorifier | 1 | Nil |
| „ soil pipe | 1 | 1 |
| „ insulation in refrigerated hand- ling room | 1 | 1 |
| „ afterpeak tank | 1 | 1 |
| „ air conditioning system | 1 | 1 |
| „ fresh water pump | 1 | 1 |
| „ hawse pipe | 1 | 1 |
| No plug to afterpeak tank filler pipe | 1 | 1 |
| Totals | 213 | 201 |

FOREIGN

| | | | No. of defects | Remedied |
|-----------|------------------------|------|-------------------|----------|
| Defective | W.Cs. and fittings | | 19 | 5 |
| " | leaky overhead decks | | 5 | 2 |
| " | stoves and fittings | | 4 | 2 |
| " | steam pipes | | 3 | Nil |
| " | waste pipes | | 3 | 1 |
| " | flooring and coverings | | 2 | Nil |
| " | doors | | 2 | 2 |
| " | showers | | 2 | Nil |
| " | water supply pipes | | 2 | 2 |
| " | radiator | | 1 | 1 |
| " | side port | | 1 | 1 |
| " | geyser | | 1 | Nil |
| | Totals | | 45 | 16 |

(c) DIRT, VERMIN AND OTHER CONDITIONS
PREJUDICIAL TO HEALTH

BRITISH

| | | | No. of defects | Remedied |
|--------------------------------|------|---------------------------------|-------------------|----------|
| Dirty condition of cabins | | | 134 | 127 |
| " | " | messrooms | 35 | 33 |
| " | " | washplaces | 20 | 18 |
| " | " | W.C. compartments | 14 | 11 |
| " | " | companion ways | 2 | 2 |
| " | " | alleyways | 2 | 2 |
| " | " | wash-hand basins | 2 | 2 |
| " | " | forecastle | 1 | 1 |
| " | " | storeroom | 1 | 1 |
| " | " | pantry | 1 | 1 |
| Vermineous condition of cabins | | | 393 | 370 |
| " | " | messrooms | 102 | 100 |
| " | " | pantries | 33 | 30 |
| " | " | galleys | 29 | 27 |
| " | " | storerooms | 16 | 16 |
| " | " | forecastles | 13 | 13 |
| " | " | saloons | 9 | 8 |
| " | " | drying rooms | 6 | 6 |
| " | " | clothes lockers | 3 | 3 |
| " | " | oilskin lockers | 2 | 2 |
| " | " | recreation rooms | 2 | 2 |
| " | " | smoke-room | 1 | 1 |
| " | " | refrigerated hand- ling room | 1 | 1 |
| " | " | vegetable locker | 1 | 1 |

| | No. of defects | Remedied |
|---|-------------------|------------|
| Drying room converted into refrigerated compartment | 1 | Nil |
| Drying room used as a storeroom | 1 | Nil |
| Insanitary condition of galley refuse | 1 | 1 |
| Crews' quarters showing signs of rat/mice infestation | 5 | 5 |
| Storeroom showing signs of rat/mice infes- tation | 1 | 1 |
| Accumulation of water in cabin | 1 | 1 |
| " " " messroom | 1 | 1 |
| " " " washplace | 1 | 1 |
| " " " W.C. compart- ment | 1 | 1 |
| Totals | <u>836</u> | <u>789</u> |

FOREIGN

| | No. of defects | Remedied |
|---|-------------------|------------|
| Dirty condition of cabins | 8 | 5 |
| " " W.C. compartments | 7 | 6 |
| " " messrooms | 3 | 2 |
| " " washplaces | 3 | 2 |
| " " forecastles | 2 | Nil |
| " " pantry | 1 | 1 |
| " " companion way.... | 1 | 1 |
| " " alleyway.... | 1 | 1 |
| Verminous condition of cabins | 63 | 55 |
| " " messrooms | 13 | 10 |
| " " pantries | 12 | 11 |
| " " galleys | 8 | 7 |
| " " storerooms | 3 | 3 |
| " " saloon | 1 | 1 |
| Insanitary condition of galley refuse | 1 | 1 |
| Crews' quarters showing signs of rat/mice infestation | 3 | 3 |
| Accumulation of water in pantry | 1 | 1 |
| " " " washplace | 1 | 1 |
| " " " W.C. compart- ment | 1 | 1 |
| Totals | <u>133</u> | <u>112</u> |

(d) DEFECTS ARISING FROM STRUCTURAL
ALTERATION

BRITISH


VENTILATION :

| | No. of defects | Remedied |
|----------------------------------|-------------------|----------|
| Unventilated washplaces | 14 | 3 |
| „ W.C. compartments | 14 | 1 |
| „ messrooms | 6 | 2 |
| „ cabins | 4 | Nil |
| „ forecastles | 2 | Nil |
| „ drying rooms | 2 | Nil |
| „ galley-messroom | 1 | Nil |
| „ combined W.C. washplace | 1 | 1 |
| CREWS' QUARTERS : | | |
| No oil lamps in forecastles | 2 | 2 |
| No heating to cabin | 1 | 1 |
| | — | — |
| Totals | 47 | 10 |
| | — | — |

FOREIGN

VENTILATION :

| | No. of defects | Remedied |
|--|-------------------|----------|
| Unventilated washplaces | 50 | Nil |
| „ W.C. compartments | 37 | Nil |
| „ cabins | 32 | 2 |
| „ messrooms | 10 | Nil |
| „ galley-messrooms | 3 | Nil |
| „ forecastles | 2 | Nil |
| „ combined W.C. washplace | 1 | Nil |
| Ventilators in an unsatisfactory position over bunks | 2 | Nil |
| WATER CLOSETS : | | |
| W.C.s without water supply | 8 | Nil |
| | — | — |
| Totals | 145 | 2 |
| | — | — |





Printed by
HULL PRINTERS LIMITED
Willerby - Hull - Yorks.
Q373