

[Report 1946] / Medical Officer of Health, Holmfirth U.D.C.

Contributors

Holmfirth (England). Urban District Council.

Publication/Creation

1946

Persistent URL

<https://wellcomecollection.org/works/hxpnqqnx>

License and attribution

You have permission to make copies of this work under a Creative Commons, Attribution license.

This licence permits unrestricted use, distribution, and reproduction in any medium, provided the original author and source are credited. See the Legal Code for further information.

Image source should be attributed as specified in the full catalogue record. If no source is given the image should be attributed to Wellcome Collection.



Wellcome Collection
183 Euston Road
London NW1 2BE UK
T +44 (0)20 7611 8722
E library@wellcomecollection.org
<https://wellcomecollection.org>

HOLMFIRTH URBAN DISTRICTANNUAL REPORT OF THE MEDICAL OFFICER OF HEALTH FOR THE
YEAR 1946

Mr. Chairman and Councillors,

In presenting my annual report for the year 1946 I have complied with the instructions laid down by the Ministry of Health in Circular 13/47 dated 13th March, 1947.

There have been no changes in the general provision of health services for the area. The legislation in force in the area has remained the same.

There have been no marked changes or developments in the sanitary circumstances of the area during the year. For details see Sanitary Inspectors' report. The water supply was satisfactory in quantity and quality during the year. Twenty eight examinations were made for plumbo-solvency, twenty seven of these were satisfactory and one unsatisfactory, after standing all night.

DIPHTHERIA IMMUNISATION

During 1946 254 children were immunised against diphtheria, of these 236 were children under 5 years of age and 18 were children aged between 5 and 15 years. In addition 12 children were given a reinforcing dose. This prophylactic treatment is offered by the Government free of charge for all children. In order to take advantage of it all the parents have to do is to take their child to their own doctor or to the Medical Officer of Health when the child is a year old. The child is then given two or three injections. The child should be given one reinforcing dose when it is five years old and another one when it is 10 years old.

I rendered the following annual return to the Ministry of Health in regard to diphtheria immunisation for the year ended 31st December, 1946.

Number of children who had completed a full course of immunisation at any time:-

Age at 31/12/46.	under 1.	1.	2.	3.	4.	5 to 9	10 to 14	Total
i.e. born in year.	1946	1945	1944	1943	1942	1937-41	1932-36	under 15
number immunised	4	138	179	148	146	474	460	1549
Estimated mid year population 1946			1290			2180		3470

Diphtheria notifications under 15 years NIL
Diphtheria deaths NIL

These figures are supplied to me by the West Riding County Council. They have been amended, but in my opinion they are still quite incorrect when compared with the figures supplied for 1945 and the number of children immunised during 1946.

EVACUATION

At 31st December, 1945 there remained one unaccompanied child in a billet, one blind adult in a hostel and 9 children in a hospital for difficult children in the district. These were all removed from the district during 1946.



APPENDIX 1.

STATISTICS AND SOCIAL CONDITIONS OF THE AREA

Population (estimated 1946)	18,460
Area	17,565 acres
Rateable Value	£91,329
Sum represented by a Penny Rate	£359

THE JOURNAL OF THE

1888

1888

1888

1888

EXTRACTS FROM VITAL STATISTICS FOR THE YEAR

<u>LIVE BIRTHS.</u>	<u>Total.</u>	<u>M.</u>	<u>F.</u>	<u>Birth rate per 1,000 population.</u>
Holmfirth	310	164	146	16.8
	298	155	143	16.14 legitimate
	12	9	3	0.63 illegitimate

STILL BIRTHS

				<u>Rate per 1,000 population</u>
Holmfirth	11	10	1	0.59
	10	9	1	0.54 legitimate
	1	1	-	0.65 illegitimate

DEATHS

				<u>Crude death rate per 1,000 Population</u>
Holmfirth	227	101	126	12.3

Deaths from Puerperal Causes

	<u>Deaths</u>	<u>Rate per 1,000 births</u>
From Puerperal Sepsis	0	0
From other Puerperal causes	0	0

Death rate of Infants under one year

	<u>Total</u>	<u>Male</u>	<u>Female</u>
	10	8	2
legitimate	10	8	2
Illegitimate	0	0	0

	<u>Total Death Rate.</u>	<u>Legitimate infants per 1,000 legitimate live births</u>	<u>Illegitimate infants per 1,000 illegitimate live births</u>
Holmfirth	32	33	0

Deaths from Measles (all ages)	0
Deaths from Whooping Cough (all ages)	0
Deaths from Diarrhoea (under 2 years of age)	0
Deaths from Cancer (all ages)	38

THE HISTORY OF THE

... ..
... ..
... ..

... ..
... ..
... ..

... ..
... ..
... ..

... ..
... ..
... ..

... ..
... ..
... ..

... ..
... ..
... ..

... ..
... ..
... ..

... ..
... ..
... ..

... ..
... ..
... ..

HOLMFIRTH URBAN DISTRICT

PRINCIPAL VITAL STATISTICS FOR THE YEAR 1946

Based on Registrar-General's Figures


	Holmfirth Urban Dis- trict	Aggregate West Riding Urban Districts	West Riding Admin. County	England & Wales (Provision- al Figures)
BIRTH RATE (per 1,000 estimated population)	16.8	19.5	19.7	19.1
DEATH RATES:- (All per 1,000 estimated population)				
All Causes	12.3	12.4	11.9	11.5
Zymotic Diseases (seven principal)*	Nil	0.12	0.13	**
Tuberculosis of Respiratory System	0.33	0.37	0.36	0.46
Other Forms of Tuberculosis	0.05	0.07	0.08	0.08
Respiratory Diseases + (excluding tuberculosis of respiratory system)	1.03	1.36	1.31	**
Cancer	2.06	1.82	1.72	1.84
Heart and Circulatory Diseases ø	4.17	3.91	3.70	**
INFANT MORTALITY (Deaths under one year per 1,000 live births)	32	43	44	43
DIARRHOEA (Deaths in infants under 2 years of age per 1,000 live births)	Nil	4.01	4.26	4.4
MATERNAL MORTALITY (Deaths of mothers in childbirth per 1,000 live births and still births)	Nil			
Puerperal Sepsis	Nil	0.49	0.46	0.31
Other Causes	Nil	1.16	1.34	1.12
Total	Nil	1.65	1.80	1.43

* Combined death rate from smallpox (if any), scarlet fever, enteric fever, diphtheria, measles, whooping cough, also diarrhoea in infants under 2 years of age.

+ Combined death rate from Bronchitis, Pneumonia and other Respiratory Diseases, excluding Tuberculosis of the Respiratory System.

ø Combined death rate from Heart Disease and other Diseases of the Circulatory System.

** Figures not available.



SANITARY INSPECTOR'S REPORT

Holmfirth Area

12th May, 1947.

The Chairman and Members of the
Holmfirth U.D.C.

Gentlemen,

I herewith furnish statement of the Sanitary work done,
coming under my notice and supervision during 1946.

<u>Dairies and Cowshed Regulations</u>	<u>1946</u>
Number of inspections made during 1946	207
" " cowsheds registered	92
Samples of milk taken for analysis for dirt e.g. Sedimentation List	5
Result of Analysis of above samples taken - Good.	

<u>Nuisances</u>	
Number of inspections during 1946	659
" reported during 1946	63
" in hand at close of 1945	5
" needing abatement	68
" abated during 1946	31
" outstanding at close of 1946	37
" of informal notices served	28
" " " " complied with	28
" " statutory " served	40
" " " " complied with	3

Meat Inspections

The bulk of the meat consumed in this area is centrally
slaughtered at the Huddersfield Corporation Abattoir and transferred
into this area, a large number of pigs have been slaughtered
privately in this district which have been inspected.

Sewerage and Drainage

No specific development of sewers and drains during 1946.

Closet Accommodation

Number of pail closets in district at close of 1946	56
" " privies with covered middens	856
" " " converted into water closets during 1946	9
" " additional privies converted into water closets during 1946	7
" " water closets in district at close of 1946	1931

I should like to take this opportunity of thanking the Chairman
and Vice Chairman of the Health and Housing Committee and all
officials of the Council for their valuable assistance.

I am Mr. Chairman and Gentlemen,

Yours obedient servant,

SAM BRAY

Sanitary Inspector

CHICAGO, ILL.

1911

TO THE PRESIDENT OF THE UNIVERSITY OF CHICAGO

FROM THE FACULTY OF THE UNIVERSITY OF CHICAGO

Resolved, That the Faculty of the University of Chicago
do hereby express its appreciation of the services
of the President of the University of Chicago
during his term of office.

Resolved, That the Faculty of the University of Chicago
do hereby express its appreciation of the services
of the President of the University of Chicago
during his term of office.

Resolved, That the Faculty of the University of Chicago
do hereby express its appreciation of the services
of the President of the University of Chicago
during his term of office.

Resolved, That the Faculty of the University of Chicago
do hereby express its appreciation of the services
of the President of the University of Chicago
during his term of office.

Resolved, That the Faculty of the University of Chicago
do hereby express its appreciation of the services
of the President of the University of Chicago
during his term of office.

Resolved, That the Faculty of the University of Chicago
do hereby express its appreciation of the services
of the President of the University of Chicago
during his term of office.

Resolved, That the Faculty of the University of Chicago
do hereby express its appreciation of the services
of the President of the University of Chicago
during his term of office.

HOLMFIRTH URBAN DISTRICT COUNCIL

Sanitary Inspector and Cleansing Superintendents

Annual Report 1946

22nd May, 1947.

Mr. Chairman and Gentlemen,

I have pleasure in submitting for your perusal my Annual Report as Sanitary Inspector and Cleansing Superintendent which constitutes a summary of the work incidental to the administration of the Health services in the area.

Inspections made during 1946

Nuisances	562
Houses	86
Cowsheds	221
Meat and other foods	300
Workshops	7
Factories	46
Bakehouses	20
Houses disinfected	14
Smoke observations	4
Informal notices served	137
" " complied with	135
Statutory notices served	1
" " complied with	nil

Sanitary Conveniences in District

	<u>1946</u>	<u>Inc.</u>	<u>Dec.</u>
Pail closets	144		14
Privy Middens	412		10
Water Closets	2087	64	
Chemical Closets	6	-	-
Portable Sanitary Dustbins	2560	30	

Farms and Cowsheds

Regular inspections have been made of the cows and cowsheds in the district and five licences have been granted for the production and bottling of "Tuberculin Tested" milk in the Honley area.

Meat Inspections

There has been no change in the meat distribution, the bulk supply comes from Huddersfield and pigs killed on licence have all been inspected as notified.

Sanitary conveniences

One more factory in Honley area has converted its tub closets to the water carriage system. Eight tub closets and 10 privy middens have also been converted for houses in the New Mill and Honley areas.

Public Cleansing Service

The cleansing and disposal of the contents of ashpits, privy middens, dustbins and pail closets are carried out by the Council and careful supervision has been given to this service during the year. The purchases of more land at Berry Banks will be a great improvement in dealing with the refuse in very severe weather conditions. One new Commer vehicle has been purchased to replace one of the old vehicles in the Scavenging Department in the Honley area.

UNITED STATES DEPARTMENT OF AGRICULTURE

OFFICE OF THE ASSISTANT SECRETARY FOR CEREALS AND GRAIN

WASHINGTON, D. C.

January 1, 1910

Dear Sir:

I have the honor to acknowledge the receipt of your letter of December 15, 1909, in relation to the matter of the proposed amendment to the Grain Inspection Act, and in reply to inform you that the same has been forwarded to the proper authorities for their consideration.

REPLY TO YOUR LETTER OF DECEMBER 15, 1909

The proposed amendment to the Grain Inspection Act, as submitted to me by you, has been carefully considered by the Bureau of Plant Industry, and it is the opinion of the Bureau that the same is not necessary at this time. The present law is sufficient to cover the matter, and it is believed that the proposed amendment would be of little or no benefit to the public. It is, therefore, recommended that the proposed amendment be not passed at this time.

VERY TRULY YOURS,

W. L. RORER

Assistant Secretary

for Cereals and Grain

U. S. Department of Agriculture

Enclosed for you are two copies of the proposed amendment to the Grain Inspection Act, as submitted to me by you. One copy is for your information, and the other is for the Bureau of Plant Industry.

Very truly yours,

I am, Sir, very respectfully, your obedient servant.

W. L. RORER

Assistant Secretary for Cereals and Grain

U. S. Department of Agriculture

Washington, D. C.

January 1, 1910

I am, Sir, very respectfully, your obedient servant.

The approximate amount of refuse collected and disposed of is as follows:-

Berry Banks Tip	3,000 Tons
Honley Destructor Tip	1,541 "
Syke Bottom and Foster Place Tip	1,370 "

Salvage

The quantity of salvaged materials collected from 1st April, 1946 to 31st March, 1947 and the amount realised from the sale of this material is as follows:-

	Tons	Cwts.	Qrs.	£.	s.	d.
Waste Paper	115	1	2	768	5	9
Kitchen Waste	109	11	2	164	7	2
Tins	8	15	3	13	15	10
Black Scrap	5	12	0	27	16	4
Textiles	5	0	0	50	14	11
Sundries				1	8	0
	244	0	3	1,026	8	0

In conclusion my thanks are due to the Chairman and members of the Health and Housing, Salvage and Transport Committees for the interest they have taken in all matters referred for their consideration and to all Officials of the Council for their valuable assistance which had been very much appreciated.


I am,

Mr. Chairman and Gentlemen,

Your Obedient Servant,

IRVIN HAIGH

Sanitary Inspector and Cleansing
Superintendent.



PREVALENCE AND CONTROL OVER INFECTIOUS AND OTHER DISEASES

Non Notifiable Infectious diseases

There was an influenza epidemic during the winter months of 1946 and there were two deaths from this disease compared with 5 in 1945. Infective gastro-enteritis, some cases of a severe type, was prevalent throughout the year. Chicken Pox and Mumps occurred amongst children. There was still a certain amount of scabies prevalent in the district during 1946, but in my opinion this disease is now dying out.

Notifiable Infectious diseases

130 cases of notifiable infectious diseases were notified to me during 1946 compared with 473 in 1945. Excluding cases notified under the measles and whooping cough regulations of 1939, there were 43 cases of other infectious diseases compared with 61 in 1945. These were comprised as follows:-

Pneumonia	17
Scarlet Fever	15
Erysipelas	7
Para-typhoid B	2
Acute Anterior Poliomyelitis	1
Dysentery	1
Measles	6
Whooping cough	81

Scarlet Fever

15 cases of Scarlet fever were notified during the year. All except 1 were isolated in hospital and there were no deaths from this disease. These cases occurred throughout the whole of the year. There have been 12 from Holmfirth (6 from Netherthong during the winter months) and 3 from Honley.

Pneumonia

17 cases of pneumonia were notified during the year. There were 6 deaths from this disease.

Para-typhoid B

Two cases of para-typhoid B were notified during the Autumn. One case was a school child staying in the district who had contracted the disease in Wales. The other case was an adult in New Mill in whom I was unable to trace the source of infection. Both were removed to Mill Hill Hospital, Huddersfield and recovered.

Acute Anterior Poliomyelitis

One case was notified during the year, an adult at Wooldale.

Dysentery

One case from Deanhouse Institution was notified but this was later found to be a simple enteritis and not due to dysentery.

Whooping Cough

81 cases of whooping cough were notified throughout the year, but chiefly during the Spring months. 40 cases were from Holmfirth, 4 from Honley and 37 from New Mill.

Tuberculosis

4 fresh cases of pulmonary tuberculosis and three of non-pulmonary tuberculosis have been notified during the year. There have been 7 deaths from this disease, 6 from pulmonary tuberculosis and 1 from non-pulmonary tuberculosis. For details see over.

2. The second part of the report...

The first part of the report deals with the general situation of the country. It describes the political, economic and social conditions. The second part of the report deals with the specific situation of the country. It describes the political, economic and social conditions.

3. The third part of the report...

The third part of the report deals with the specific situation of the country. It describes the political, economic and social conditions. The fourth part of the report deals with the specific situation of the country. It describes the political, economic and social conditions.

1. The first part of the report...	2. The second part of the report...
3. The third part of the report...	4. The fourth part of the report...
5. The fifth part of the report...	6. The sixth part of the report...
7. The seventh part of the report...	8. The eighth part of the report...
9. The ninth part of the report...	10. The tenth part of the report...

4. The fourth part of the report...

The fourth part of the report deals with the specific situation of the country. It describes the political, economic and social conditions. The fifth part of the report deals with the specific situation of the country. It describes the political, economic and social conditions.

5. The fifth part of the report...

The fifth part of the report deals with the specific situation of the country. It describes the political, economic and social conditions. The sixth part of the report deals with the specific situation of the country. It describes the political, economic and social conditions.

6. The sixth part of the report...

The sixth part of the report deals with the specific situation of the country. It describes the political, economic and social conditions. The seventh part of the report deals with the specific situation of the country. It describes the political, economic and social conditions.

7. The seventh part of the report...

The seventh part of the report deals with the specific situation of the country. It describes the political, economic and social conditions. The eighth part of the report deals with the specific situation of the country. It describes the political, economic and social conditions.

8. The eighth part of the report...

The eighth part of the report deals with the specific situation of the country. It describes the political, economic and social conditions. The ninth part of the report deals with the specific situation of the country. It describes the political, economic and social conditions.

9. The ninth part of the report...

The ninth part of the report deals with the specific situation of the country. It describes the political, economic and social conditions. The tenth part of the report deals with the specific situation of the country. It describes the political, economic and social conditions.

10. The tenth part of the report...

The tenth part of the report deals with the specific situation of the country. It describes the political, economic and social conditions. The eleventh part of the report deals with the specific situation of the country. It describes the political, economic and social conditions.

HOLMFIRTH URBAN DISTRICT COUNCIL


Notifiable Infectious Diseases during the year 1945

DISEASE	Total cases notified	Under 1 year	1 to 2 years	2 to 3	3 to 4	4 to 5	5 to 10	10 to 15	15 to 20	20 to 35	35 to 45	45 to 65	Over 65 years	Cases admitted to Hospt.	Total Deaths
Scarlet Fever	15				3		6	4			1	1		14	
Dysentery	1												1		
Pneumonia	17		1				2	1		4	1	5	3		6
Erysipelas	7										3	2	2		1
Acute Anterior Poliomyelitis	1										1			1	
Para-Typhoid B	2						1			1				2	
Whooping Cough	81	14	11	13	12	9	16	2			4				
Measles	6		1	1	1	3									
TOTALS	130	14	13	14	16	12	25	7	-	5	10	8	6	18	7

Hospital for the treatment of Infectious Diseases -
The Colne & Holme Joint Isolation Hospital at Meltham
and Mill Hill Isolation Hospital, Huddersfield.

HOLMFIRTH URBAN DISTRICT
TUBERCULOSIS

Age Periods	NEW CASES				DEATHS			
	Pulmonary		Non-Pulmonary		Pulmonary		Non-Pulmonary	
	M	F	M	F	M	F	M	F
Under 1 year
1 to 5 years
5 to 10 years
10 to 15 years
15 to 20 years	..	1
20 to 25 years	..	2	..	1	..	3	..	1
25 to 35 years	1	1
35 to 45 years	1
45 to 55 years	1	..	1
55 to 65 years	1
Over 65 years
TOTALS	1	3	1	2	1	5	0	1



APPENDIX II

Statistics provided by the Registrar General

VITAL STATISTICS

	No. of <u>Births</u>	Birth Rate per <u>1,000</u>	No. of <u>Deaths</u>	Crude Death Rate per <u>1,000</u>	Deaths under <u>1 year</u>	Rate per <u>1,000</u> births
1941	208	10.97	245	12.92	10	47.39
1942	255	14.09	233	12.88	12	47.05
1943	265	15.12	254	14.49	8	30.01
1944	298	16.90	244	13.84	10	33.55
1945	266	15.2	228	13.02	11	41.35
1946	310	16.8	227	12.3	10	32.00

BIRTHS

310 births have been registered during the year, of which 164 were males and 146 females. This is the highest number of births registered for many years. 12 of these births were illegitimate, 9 male and 3 female. The birth rate is 16.8 per 1,000 persons compared with a birth rate of 19.1 for the whole of England and Wales. There were 11 still births, of which 2 were male and 1 female, registered during the year. One of these still births, male, was illegitimate. This gives still birth rate of 0.59 per 1,000 persons compared with the still birth rate of 0.54 for England and Wales.

INFANT MORTALITY

There were 10 deaths amongst infants under 1 year of age compared with 11 in 1945. 8 of these were male and 2 female, all were legitimate. The causes of death were premature birth 5, congenital malformation 4, convulsions 1. The infant mortality rate is 32 compared with an infant mortality of 41 for England and Wales.

DEATHS

During the year 337 deaths were registered in the district, 110 of these deaths were persons belonging to other districts and were transferred out of the district; 36 deaths occurred amongst persons outside the district belonging to the district, and these were transferred back for registration. This gives a net total of 227 deaths for the district. 101 of these were male and 126 female. The crude death rate of 12.3 per 1,000 persons compared with the death rate of 11.5 for England and Wales. This is the lowest rate for many years.

PLACES OF DEATH

64 of the total of 227 deaths occurred in public institutions.

AGES OF DEATH

Of the total of 227 deaths 5 persons were over the age of 90 years, 142 persons over the age of 65 years and 53 persons between 45 and 65 years.

CAUSES OF DEATH

The chief causes of death were heart disease 66, cerebral vascular diseases 41, other circulatory diseases 11, cancer 38, bronchitis 11, digestive diseases 9, tuberculosis 7, pneumonia 6.

MATERNAL MORTALITY

There were no deaths from puerperal causes during the year. This gives a maternal mortality rate of 0 per 1,000 (live and still births) compared with a maternal mortality rate of 1.43 for England and Wales.

Statement of the Board of Directors

For the year ended December 31, 1914

Assets		Liabilities		Surplus	
Cash	10,000	Accounts Payable	5,000	Retained Earnings	10,000
Accounts Receivable	20,000	Notes Payable	10,000	Dividends Payable	5,000
Inventory	15,000	Long-Term Debt	20,000	Capital Stock	100,000
Fixed Assets	50,000				
Total	95,000	Total	35,000	Total	115,000

The Board of Directors of the Company has the honor to acknowledge the receipt of the statement of the Board of Directors of the Company for the year ended December 31, 1914, and to state that the same has been reviewed and found to be correct and true.

The Board of Directors of the Company has the honor to acknowledge the receipt of the statement of the Board of Directors of the Company for the year ended December 31, 1914, and to state that the same has been reviewed and found to be correct and true.

The Board of Directors of the Company has the honor to acknowledge the receipt of the statement of the Board of Directors of the Company for the year ended December 31, 1914, and to state that the same has been reviewed and found to be correct and true.

The Board of Directors of the Company has the honor to acknowledge the receipt of the statement of the Board of Directors of the Company for the year ended December 31, 1914, and to state that the same has been reviewed and found to be correct and true.

The Board of Directors of the Company has the honor to acknowledge the receipt of the statement of the Board of Directors of the Company for the year ended December 31, 1914, and to state that the same has been reviewed and found to be correct and true.

The Board of Directors of the Company has the honor to acknowledge the receipt of the statement of the Board of Directors of the Company for the year ended December 31, 1914, and to state that the same has been reviewed and found to be correct and true.

CAUSES OF DEATH in 1946

The Registrar General's list of causes of death is as stated below:-

Causes of death

	M.	F.
Typhoid and Para-Typhoid Fevers	-	-
Cerebro-Spinal Fever	-	-
Scarlet Fever	-	-
Whooping Cough	-	-
Diphtheria	-	-
Tuberculosis of the respiratory system	1	5
Other forms of tuberculosis	-	1
Syphilitic diseases	-	-
Influenza	1	1
Measles	-	-
Ac.Polio-myelitis and polio-encephalitis	-	-
Ac.ING.Encephalitis	-	-
Cancer of Buc:Cav: and oesophagus (M)	1	-
Cancer of stomach and duodenum	4	3
Cancer of breast	-	8
Cancer of all other sites	9	13
Diabetes	2	-
Intra-cranial vascular lesions	18	23
Heart disease	25	41
Other circulatory diseases	5	6
Bronchitis	7	4
Pneumonia	5	1
Other respiratory diseases	2	-
Ulcer of stomach or duodenum	1	-
Diarrhoea, under 2 years	-	-
Appendicitis	-	1
Other digestive diseases	4	5
Nephritis	-	2
Puerperal and postabortion sepsis	-	-
Other maternal causes	-	-
Premature birth	4	1
Congenital malformation and birth injuries	3	1
Suicide	1	3
Road traffic accidents	-	-
Other violent causes	1	-
All other causes	7	7
All causes	101	126

I have the honour to be,

Mr. Chairman and Gentlemen,

Your obedient Servant,

T. S. DAVY, M.B.

Medical Officer of Health.

