

**[Report 1937] / Medical Officer of Health, Hindley Local Board / U.D.C.**

**Contributors**

Hindley (Wigan, England). Local Board.

**Publication/Creation**

1937

**Persistent URL**

<https://wellcomecollection.org/works/pewqjqya>

**License and attribution**

You have permission to make copies of this work under a Creative Commons, Attribution license.

This licence permits unrestricted use, distribution, and reproduction in any medium, provided the original author and source are credited. See the Legal Code for further information.

Image source should be attributed as specified in the full catalogue record. If no source is given the image should be attributed to Wellcome Collection.



Wellcome Collection  
183 Euston Road  
London NW1 2BE UK  
T +44 (0)20 7611 8722  
E [library@wellcomecollection.org](mailto:library@wellcomecollection.org)  
<https://wellcomecollection.org>

The Urban District Council of Hindley.



THIRTY-SEVENTH

# ANNUAL REPORT

of the

Medical Officer of Health,


together with the

Report of the Sanitary Inspector

FOR THE YEAR 1937.



HINDLEY:  
FRED BRADLEY AND SON LTD.  
1938.



The Urban District Council of Hindley.



THIRTY-SEVENTH

# ANNUAL REPORT

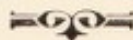
of the

Medical Officer of Health,


together with the

Report of the Sanitary Inspector

FOR THE YEAR 1937.



HINDLEY:  
FRED BRADLEY AND SON LTD.  
1938.



Digitized by the Internet Archive  
in 2017 with funding from  
Wellcome Library

<https://archive.org/details/b29429791>

Public Health Department,

Council Offices,

Hindley,

**To the Chairman and Members of the Hindley Urban District Council.**

Gentlemen,

I have the honour to submit for your consideration my Seventeenth Annual Report on the Health of the Urban District of Hindley.

The Report has been prepared in accordance with instructions contained in Circular 1650.

The Registrar-General's estimated population for mid-year, 1937, has been used in compiling the Report.

An epidemic of Influenza in the Township affected a large number of children, which necessitated the closure of all schools from January 18th until January 29th inclusive.

Once more I desire to thank the Chairman and Members of the Health Committee and the Staffs of the various Departments concerned for their co-operation and assistance.

I have the honour to remain, Gentlemen,

Your obedient servant,

R. KAY NISBET.

May, 1938.



## SECTION F.

Infectious Diseases	...	...	...	...	27
Notifiable Diseases	...	...	...	...	30
Prevention of Blindness	...	...	...	...	30
Tuberculosis	...	...	...	...	30

## APPENDIX II.

Local Statistics	...	...	...	...	31
National Statistics	...	...	...	...	32

## SANITARY INSPECTOR'S REPORT.

Housing	...	...	...	...	39
„ —Overcrowding	...	...	...	...	41
„ —Disinfestation of Furniture	...	...	...	...	41
„ —Eradication of Bed-bugs	...	...	...	...	42
Provision and Replacement of Ashbins	...	...	...	...	42
Disinfection	...	...	...	...	43
Meat Inspection	...	...	...	...	44
Shops	...	...	...	...	45
Sunday Trading Act	...	...	...	...	45
Summary of Inspections and General Sanitary Work	...	...	...	...	46
Summary of Nuisances dealt with	...	...	...	...	46
Factory and Workshops Acts	...	...	...	...	47
Bakehouses	...	...	...	...	48
Offensive Trades	...	...	...	...	48
Dairies, Cowsheds and Milkshops	...	...	...	...	49
Sale of Food and Drugs Acts	...	...	...	...	49
Smoke Observations	...	...	...	...	50
Summary of Work carried out	...	...	...	...	51
Infectious Diseases	...	...	...	...	51

## TABLES.

Vital Statistics (I)	...	...	...	...	9
Infantile Mortality (III)	...	...	...	...	11
Infectious Diseases (IV and V)	...	...	...	..28 &	29
Scarlet Fever	...	...	...	...	34
Pneumonia	...	...	...	...	35
Diphtheria	...	...	...	...	35
Tuberculosis	...	...	...	...	37
Causes of and Ages at Death (II)	...	...	...	...	54

RAINFALL	...	...	...	...	53
----------	-----	-----	-----	-----	----

**Medical Officer of Health, Child Welfare Officer, and  
School Medical Officer:**

R. KAY NISBET, L.R.C.S., L.R.C.P.E.

**Deputy Medical Officer of Health:**

H. B. BARKER, M.B., CH.B.LOND., M.R.C.S., L.R.C.P.E.

---

**Consulting Gynæcologist** - - - - S. B. HERD, M.D.  
**Consulting Bacteriologist** - W. E. COOKE, M.D., F.R.C.P., D.P.H.  
**Dental Surgeon** - - - - W. CLEGG, L.D.S., R.C.S.

---

**Sanitary Inspectors:**

THOS. FRANCE (Chief).

Certificate, Royal Sanitary Institute;  
 Associate Member, Institute of Sanitary Engineers;  
 Meat Inspector's Certificates:—  
 Royal Sanitary Institute, Liverpool University.

D. T. JONES (Assistant).

Certificate, Royal Sanitary Institute;  
 Meat Inspector's Certificate, Liverpool University.

---

**Health Visitors:**

Mrs. K. BARTON, Certificate, Liverpool Hospital, and C.M.B.

Miss E. RIMMER, S.R.N., C.M.B., R.S.I.

Miss M. B. MURRAY, S.R.N., C.M.B. (Half-time School Nurse).

---

**Fever Hospital:**

Mrs. FARNON, Matron.

---

**Clerical Staff:**

Miss D. M. BUCKMASTER and N. ALLEN.

W. EDWARDS, Disinfectors.

## SECTION A.

## Statistics and Social Conditions of the Area.

Area in acres—2612.21.

Population (Census, 1931)—21,629.

Registrar-General's estimate of resident population, 1937—20,440.

Number of Inhabited Houses (Census, 1931)—5,140.

End of 1937 (according to Rate Books)—5,450.

Rateable Value—£69,015.

Sum represented by a Penny Rate—£258.

## SOCIAL CONDITIONS.

The industrial occupations in Hindley were for the most part Cotton Spinning, Weaving and Coal Mining. There are now no Weaving Sheds, and only two Cotton Mills remain. All Pits have ceased working. Consequently, unemployment is rife in the district. Those who are employed travel varying distances to outlying townships for work in mill and mine. One Weaving Shed has been converted to serve as a Paint Works and employs 103 persons.

The Manager of the Employment Exchange has kindly supplied me with the following information:—

The average figure for unemployment in the district during 1937 was 2,200, approximately 35 per cent.

The figures at the close of the year, inflated by the Christmas Holidays, were:—

Wholly unemployed:—

Men	...	...	...	1436
Women	.	...	...	214

Temporarily suspended:—

Men	...	...	...	1219	
Women	...	...	...	584	
				3453	Approx. 56 per cent.

### VITAL STATISTICS FOR THE YEAR 1937.

		Total.	M.	F.
Live Births—Legitimate	...	272	133	139
Illegitimate	...	7	5	2
Total	... ..	279	138	141
Stillbirths	...	8	5	3
Deaths	...	291	148	143

Birth-rate per 1,000 of the estimated resident population—13.6

Rate per 1,000 of the total (live and still) births—44.

Death-rate per 1,000 of the estimated resident population—14.2.

Deaths from Puerperal Causes:—None.

	Deaths.	Death-rate per 1,000 total (live and still) births.
Puerperal Sepsis	—	—
Other puerperal causes	—	—
Total	—	—

Death-rate of Infants under one year of age:—

All infants per 1,000 live births—82.

Legitimate infants per 1,000 legitimate live births—84.

Illegitimate infants per 1,000 illegitimate live births—None.

Deaths from Cancer (all ages)—34.

Deaths from Measles (all ages)—None.

Deaths from Whooping Cough (all ages)—None.

Deaths from Diarrhoea (under 2 years of age)—1.

TABLE I.—Vital Statistics of whole District during 1937 and previous years.

NAME OF DISTRICT—HINDLEY URBAN.

YEAR.	Population estimated to middle of each year.	BIRTHS.			TOTAL DEATHS registered in the district.		TRANSFERABLE DEATHS		NETT DEATHS belonging to the district.			
		Un-corrected number.	NETT.		Number.	Rate.	of Non-Residents registered in the district.	of Residents not registered in the district.	Under 1 year of age.		At all ages.	
			Number.	Rate.					Number.	Rate per 1000 Nett Births.	Number.	Rate.
1	2	3	4	5	6	7	8	9	10	11	12	13
1931	21800	341	354	16.2	256	11.7	4	79	41	115.8	331	15.1
1932	21460	317	322	15.0	231	10.8	1	69	31	96.3	299	13.9
1933	21170	309	324	15.3	272	12.8	...	57	46	142.9	329	15.5
1934	21060	274	293	13.4	190	9.0	3	76	21	71.67	263	12.5
1935	20810	278	292	14.0	204	9.8	4	73	25	85.6	273	13.1
1936	20660	252	271	13.1	234	11.3	3	70	22	81.1	301	14.5
1937	20440	240	279	13.6	218	10.7	8	81	23	82.4	291	14.2

	Per 1,000 Estimated Population.				Maternal Mortality Rate.		
	Live Birth Rate.	Crude Death Rate	Death Rate from Tuberculosis of Respiratory System.	Death Rate from Cancer.	Per 1,000 Live Births.	Total Live and Stillbirths.	Rate of Deaths under 1 yr. per 1,000 Live Births
Mean of 5 Years.							
1932-36	14.2	13.8	0.71	1.62	4.75	4.39	94
Year—							
1936	13.1	14.5	0.43	2.32	11.07	10.27	81
1937	13.6	14.2	0.39	1.66	Nil.	Nil.	82
Increase or decrease in 1937 on 5 years' average—							
1932-36	-0.6	0.4	-0.32	0.04	-4.75	-4.39	-12
Previous year	0.5	-0.3	-0.04	-0.66	-11.07	-11.27	1
1937 adjusted death-rate (comparability factor 1.17) = 16.6 per 1,000.							

### Deaths.

	1936.	1937.
Registered in Hindley Urban District ... ..	234	218
Belonging to, and registered out of the District ...	70	81
Less deaths of Non-Residents transferred ... ..	3	8
Death-rate per thousand living ... ..	14.5	14.2
Infantile Mortality death-rate per thousand births	81	82
Percentage death-rate of Infants—Legitimate ...	7.8	8.4
Percentage death-rate of Infants—Illegitimate ...	25	Nil.

### Birth, Death, Infantile Mortality and Zymotic Death-Rates for Fifteen Years—1923-1937.

Year.	Birth-rate.	Death-rate	Zymotics.	Infant Deaths per 1,000 Births.
1923 ...	19.1	13.6	.65	147.1
1924 ...	19.1	12.1	.80	86.1
1925 ...	20.0	12.2	.33	90.2
1926 ...	15.1	12.4	.45	138.0
1927 ...	15.5	11.1	.48	64.8

TABLE III.—Infantile Mortality during the year 1937.

NAME OF DISTRICT—HINDLEY URBAN.

CAUSES OF DEATH.	Under 1 week.		1—2 weeks.		2—3 weeks.		3—4 weeks.		Total under 4 weeks.		4 weeks & under 3 mths.		3 mths. & under 6 mths.		6 mths. & under 9 mths.		9 mths. & under 12 mths.		Total Deaths under 1 year.		
	M.	F.	M.	F.	M.	F.	M.	F.	M.	F.	M.	F.	M.	F.	M.	F.	M.	F.	M.	F.	Total
All Causes—Certified	5	6	1	2	2	2	2	2	5	9	3	3	1	2	2	2	1	1	11	12	23
Uncertified	...	...	...	...	...	...	...	...	...	...	...	...	...	...	...	...	...	...	...	...	...
Whooping Cough	...	...	...	...	...	...	...	...	...	...	...	...	...	...	...	...	...	...	...	...	...
Bronchitis	...	...	...	1	1	1	1	1	1	1	1	1	1	1	2	2	1	1	4	2	6
Pneumonia	...	...	...	...	...	...	...	...	...	...	...	...	...	...	...	...	...	...	...	...	...
Diarrhoea and Enteritis	...	...	...	...	...	...	...	...	...	...	...	...	...	...	...	...	...	...	...	...	...
Congenital Debility	5	6	1	1	1	1	1	1	5	8	1	1	1	1	1	1	1	1	6	8	14
Nephritis	...	...	...	...	...	...	...	...	...	...	...	...	...	...	...	...	...	...	...	...	...
Deaths from Violence	...	...	...	...	...	...	...	...	...	...	...	...	...	...	...	...	...	...	...	...	...
Other Causes	...	...	...	...	...	...	...	...	...	...	1	1	1	1	1	1	1	1	1	1	2
TOTAL	5	6	1	2	2	2	2	2	5	9	3	3	1	2	2	2	1	1	11	12	23

Year.	Birth-rate.	Death-rate.	Zymotics.	Infant Deaths per 1,000 Births.
1928 ...	14.7	11.2	.16	89.9
1929 ...	13.9	14.7	.68	112.0
1930 ...	15.3	11.9	.55	69.0
1931 ...	16.2	15.1	.321	115.0
1932 ...	15.0	13.9	.195	96.0
1933 ...	15.3	15.5	.33	141.0
1934 ...	13.9	12.4	.23	71.0
1935 ...	14.0	13.1	.48	85.0
1936 ...	13.1	14.5	.19	81.0
1937 ...	13.6	14.2	.19	82

A severe epidemic of Influenza, affecting infants and school population, occurred in January. There was no evidence that unemployment had caused marked deterioration in physique or been detrimental to health of adults or children. Special nutritional surveys were made of all school children bi-annually, and observations on female adults and infants at Welfare Centre.

## SECTION B.

### General Provision of Health Services for the Area.

- I. (i) See page 1 (Staff).
- (ii) (a) Laboratory Facilities:—Bacteriological Department, Wigan Infirmary, Manchester University and Clinical Research Association.
- (b) Ambulance Services:—Adequate.
  - (i) For Infectious Cases:—Ford Motor Ambulance, provided by the Hindley Urban District Council.
  - (ii) For Non-Infectious and Accident Cases:—Austin Motor.

Agreement with the Urban District Councils of Abram and Ince-in-Makerfield for joint use of an Ambulance by the three Authorities concerned, garaged at Hindley, available at any hour of the night or day and co-ordinated with adjoining Authorities.

- (c) Nursing in the Home:—One District Nurse is available.
- (d) Treatment Centres and Clinics:—White House, Liverpool Road. Minor Ailments; Pre and Post Natal; Toddlers; Dental; Operative; T. and A.; Orthopædic; Ophthalmic; Sunlight; Immunisation (Diphtheria).

Erection of suitable Infant Welfare premises adjacent to original Clinic.

#### Infant Cases Treated at the Clinic during the Year 1937.

Disease or Defect.	No. of Cases.	No. of Attendances.
Abscess ... ..	2	17
Adenitis ... ..	12	24
Adenoids ... ..	2	2
Alopecia ... ..	1	3
Ascarides ... ..	4	6
Bronchitis ... ..	3	10
Cerumen ... ..	3	8
Chickenpox ... ..	1	1
Circumcisions ... ..	12	36
Conjunctivitis ... ..	25	119
Constipation ... ..	9	18
Cystitis ... ..	1	1
Dactylitis ... ..	1	4
Debility after Pncumonia ... ..	6	15
Defective Speech ... ..	1	1
Diarrhœa ... ..	1	2
Dietetic Errors ... ..	39	63
Enuresis ... ..	2	2
Heat Rash ... ..	13	23
Hernia ... ..	7	12

Disease or Defect.	No. of Cases.	No. of Attendances.
Impetigo ... ..	19	37
Injuries (Minor) ... ..	9	25
Operation ... ..	1	3
Orthopædic ... ..	13	29
Otorrhœa ... ..	23	44
Parotitis ... ..	1	1
Pemphigus ... ..	1	10
Pertussis ... ..	2	2
Phimosis ... ..	8	18
Rheumatism ... ..	1	1
Rickets ... ..	5	5
Scabies ... ..	2	5
Scalds and Burns ... ..	4	39
Seborrhœa ... ..	9	11
Septic Sores ... ..	12	25
Septic Umbilicus ... ..	1	4
Stomatitis ... ..	4	6
Strabismus ... ..	7	10
Teething ... ..	16	28
Tongue Tie ... ..	1	1
Tonsillitis ... ..	2	4
Urticaria ... ..	4	6
	290	681

#### Ante-Natal and Post-Natal Clinic during the Year 1937.

During the year 1937 fifty ante-natal and twenty-eight post-natals attended the Clinic and made 256 attendances. Seventy-one cases received treatment for the following defects:—

Disease or Defect.	No. of Cases.
Albuminuria ... ..	1
Anæmia ... ..	1
Burns ... ..	2
Cardiac Debility ... ..	1
Conjunctivitis ... ..	1

Disease or Defect.	No. of Cases.
Constipation ... ..	12
Cystitis ... ..	1
Debility ... ..	1
Dental Caries ... ..	17
Hæmorrhoids ... ..	2
Incipient Puerperal Mania ...	1
Laryngitis ... ..	2
Leucorrhœa ... ..	13
Oedema ... ..	2
Prolapse Procidentia ... ..	3
Psoriasis ... ..	1
Rash ... ..	1
Synovitis ... ..	1
Tachycardia ... ..	2
Tonsillitis ... ..	1
Vaginitis ... ..	1
Varicose Ulcer ... ..	1
Varicose Veins ... ..	3
	—
	71
	—

(e) Hospitals: Public and Voluntary.

The question of Hospital Accommodation is still under review. The Hospital situated in Sandy Lane has proved adequate for the needs of the district for the treatment of Diphtheria. Arrangements for the treatment of Scarlet Fever and Smallpox have been made with Ince Urban District Council. Other infectious cases requiring hospital isolation were treated at Whelley Sanatorium under an agreement with Wigan Corporation.

General.

Hospital and other Institutions available for the district:—

General Medical and Surgical—Ancoats Infirmary, Manchester.  
 Royal and Salford Infirmarys, Wigan Royal Albert Edward Infirmary, Bolton Infirmary and Billinge Poor Law Hospital.

Children—Pendlebury Children's Hospital and Ancoats Infirmary.  
 Venereal Diseases—Wigan Royal Albert Edward Infirmary.  
 Tuberculosis—County Sanatoria.  
 Chronic Sick—Billinge Infirmary.  
 Mental Diseases—County Hospitals.  
 Orthopædic—Scheme in operation with County at Wigan.  
 Ear, Nose and Throat—Manchester and Wigan Infirmaries.  
 Puerperal Fever and Pyrexia—Arrangement with Wigan Infirmary  
 satisfactory.

A sum of £100 is contributed by the Hindley Urban District Council to the Manchester Charities. This sum is there apportioned to the various Hospitals in Manchester and Salford.

These facilities are duly appreciated and freely used by the inhabitants of Hindley.

### 3. Maternity and Child Welfare.

Births notified:—M. 113, F. 124 (Illegitimate 3M. 2F.) Still-births 8. Total 245.

Notifications received:—Same day as birth	...	..	...	6
One day after birth	...	...	...	120
Two days after birth	...	...	...	81
Three days after birth	...	...	...	32
Four days after birth	...	...	...	4
Five days after birth	...	...	...	1
Seven days after birth	...	...	...	1

	Births.	Still-births.
Attended at birth by Doctor (engaged) and Midwife	43	1
Attended at birth by Midwives and Medical Help...	79	6
Attended at birth by Midwives	115	1
	—	—
	237	8
	—	—

Home Visits.	Infants.	1—2.	2—3.	3—4.	4—5.	Over 5.	Total.
1st Visits	245 <sup>or</sup> 1254	698	582	458	197	72	3506

Attendances at Clinic	... 2955	1406	723	495	167	—	5746
Consulted M.O.	330	151	114	81	20	—	696
Total	... 3285	1537	837	576	187	—	6442

Number of Visits to Homes	... ..	2771
Pre-Natal Consultations	... ..	156
Post-Natal Consultations	... ..	100
Operations	... ..	18

New cases—all breast-fed, except nine.

One case of Pyrexia was notified in Hindley; sent to Wigan Infirmary and made a satisfactory recovery.

- (i) Midwifery and Maternity Services. Lancashire County Council is the Supervising Authority. Three municipal midwives have been allocated to Hindley.
- (ii) Institutional Provision for Mothers or Children—None.
- (iii) Health Visitors—One whole-time, one part-time.
- (iv) Child Life Protection.—The work is carried out by the Health Visitor under the supervision of M.O.H. Notice published in Local Press twice yearly.
- (v) Orthopædic Treatment. Scheme, in conjunction with County. Seventeen children under school age attended, making 39 attendances.
- (vi) Dental Treatment.—Forty-six children under school age received treatment.

- (vii) **Ophthalmic Treatment.**—Seventeen children under school age were referred to the Ophthalmic Surgeon.  
 Refraction Cases—7.  
 Glasses prescribed and obtained—7.  
 Treatment Cases—10.
- (viii) **Artificial Light Treatment.**—One child suffering from Adenitis and one from Rickets were treated during the year and made forty-two attendances. The Light Clinic was closed down for the greater part of the year on account of structural alterations.

---

### SECTION C.

1. (i) **Water.**—The water supply is conducted from the Rivington water main of the Liverpool Corporation to a service reservoir at Westhoughton, from which it is distributed throughout the district. The supply is continuous, abundant, and of good quality. Periodic analytical and bacteriological reports proved the water potable and free from contamination.
- (ii) **Drainage and Sewerage.**—A scheme for the complete re-organisation of the Platt Bridge Sewage Works has been prepared and received sanction of the Ministry.
2. **Rivers and Streams.** No action required.
3. (i) **Closet Accommodation.**—During the year 2 privy closets were converted to the water carriage system and 10 additional closets provided. 106 conversions are required to complete the water carriage system, part of these being in unsewered outlying districts, and for this reason deferred.
- (ii) **Public Cleansing.**—This is carried out—apart from Platt Bridge and Hindley Green, which districts are let by contract—under the supervision of the Surveyor, by the Council's workmen. The refuse is deposited on manure heaps in specially isolated parts of the township. We

have 35 pail closets, from which the major portion of the contents is deposited in specially constructed tanks in Town's Yard, where the excreta is covered and mixed with dry ashes and subsequently sold for agricultural purposes. 46 privy middens still exist.

- (iii) **Sanitary Inspection of the Area.**—The Medical Officer of Health supervises the work of the department generally, visits special premises at least once annually, and personally investigates all conditions reported to him by the Sanitary Inspector as injurious to health, or likely to become so. Each individual case of infectious disease is reviewed and instructions given with regard to its removal to hospital or isolation at home.
- (iv) **Shops.**—Sanitary conditions supervised and improvements progressing.
- (v) **Smoke Abatement.**—23 observations were taken. In six instances action was taken. After such action improvement in conditions was marked.
- (vi) **Swimming Baths and Pools.**—None in the district.
- (vii) **Eradication of Bed Bugs:—**
- |     |     |                                   |     |     |    |
|-----|-----|-----------------------------------|-----|-----|----|
| (1) | (a) | Council Houses infested           | ... | ... | 4  |
|     |     | Council Houses disinfested        | ... | ... | 4  |
|     | (b) | Other Houses found to be infested |     |     | 36 |
|     |     | Other houses disinfested          | ... | ... | 36 |
- (2) Methods employed for freeing infested houses from bed bugs:—Houses fumigated with Hydrogen Cyanide, spraying with Zaldecide and by fumigating with Sulphur.
- (3) Methods employed for ensuring that the belongings of tenants are free from vermin before removal to Council Houses:—Complete removal of furniture and belongings carried out by Local Authority in own vans and fumigated with Hydrogen Cyanide Gas before delivery to new houses.

- (4) Whether the work of disinfection is carried out by the Local Authority or by a contractor:—Slum Clearance by contractor; other dwellings by Local Authority.
- (5) The measures taken by way of supervision or education of tenants to prevent infestation or re-infestation after cleansing:—Periodical inspection of houses by Sanitary Inspectors.

4. **Schools.**—The sanitary condition of the schools in the area is satisfactory and the water supply good and sufficient. Immunisation Clinics held, leaflets issued, addresses given, and home visits paid with satisfactory response.

## SECTION D.—HOUSING.

### (a) Statistics.

Number of new houses erected during the year:—

(a) Total (including numbers given separately under (b)) ...	159
(i) By the local authority ... ..	52
(ii) By other local authorities ... ..	—
(iii) By other bodies or persons ... ..	107
(b) With State assistance under the Housing Acts:—	
(i) By the local authority (included under (a) (i) above)	52
(ii) By other bodies or persons (included under (a) (iii) above) ... ..	—

### (b) Housing Conditions.

1. **General Observation as to Housing Conditions**, including the standard of houses, the prevalent types, age and approximate numbers and general soundness of the several types—any information as

to prevailing forms of defects and of prevailing bad conditions resulting from overcrowding:—Usually old dwellings. Two and three bedroom type. Generally defective and below standard in respect to light and ventilation, absence of suitable food stores, dampness and unpaved yard surfaces.

Approximate number of back-to-back houses in the district—None.

## 2. Sufficiency of Supply of Houses.

(a) Extent of shortage (if any):—Not marked.

(b) Particulars of any housing scheme in hand or contemplated—86 houses in course of erection for housing persons to be displaced from Clearance Areas and individually unfit houses pending demolition.

(c) Information as to any important changes in population during the period under review or anticipated in the future:—None.

(d) Any special difficulties in the way of providing suitable sites for new houses:—None.

## 3. Overcrowding.

(a) Number of cases of overcrowding in houses owned by the local authority which have been relieved during 1937:—None.

(b) Number of cases of overcrowding which have been relieved in the course of slum clearance operations:—14.

(c) Particulars of any cases in which dwelling-houses have again become overcrowded after the local authority have taken steps for the abatement of overcrowding:—None.

(d) Any other particulars with respect to overcrowding, e.g., causes—how far it is due to inability to pay the rents of available houses, etc.:—Rents of four bedroom type too high.

## 4. Fitness of Houses.

(a) Difficulties found in action under the Public Health Acts or under the Housing Acts:—None.

(b) Number of houses which have not an adequate internal water supply:—11 houses in the fields.

(c) Number of houses which have no separate water closet or other adequate sanitary accommodation:—83.

**5. Action taken during the year regarding:—**

**Clearance Areas:**

No. of areas represented:—None.

No. of areas cleared:—None.

No. of new houses built to re-house displaced tenants:—  
None.

**Improvement Areas:**

No. of areas represented:—None.

No. of houses demolished:—None.

No. of new houses built to re-house displaced tenants:—  
None.

**Local Authority's Housing Scheme.**

Houses Built:—

1911	...	...	...	35
1912	...	...	...	38
1913	...	...	..	24
1914	...	...	...	19
1915	...	...	...	8
1916	...	...	...	9
1917	...	...	...	9
1918	...	...	...	Nil.
1919	...	...	...	Nil.
1920	...	...	...	Nil.
1921	...	...	...	42
1922	...	...	...	11

1923	...	...	...	Nil.
1924	..	...	..	2
1925	...	...	...	16
1926	...	...	...	26
1927	...	...	...	58
1928	...	...	...	Nil.
1929	...	...	...	1
1930	...	...	...	3
1931	...	...	...	9
1932	...	...	..	16
1933	...	...	..	75
1934	...	...	...	45
1935	...	...	..	150
1936	...	...	...	198
1937	...	...	...	159

1. Inspection of Dwelling-houses during the year:—

(1) (a)	Total number of dwelling-houses inspected for housing defects (under Public Health or Housing Acts)	...	...	...	...	...	404
(b)	Number of inspections made for the purpose						—
(2) (a)	Number of dwelling-houses (included under sub-head (1) above) which were inspected and recorded under the Housing (Consolidated) Regulations, 1925	...	...	...	...	...	328
(b)	Number of inspections made for the purpose						—
(3)	Number of dwelling-houses found to be in a state so dangerous or injurious to health as to be unfit for human habitation	...	...	...	...	...	70
(4)	Number of dwelling-houses (exclusive of those referred to under the preceding sub-head) found not to be in all respects reasonably fit for human habitation	...	...	...	...	...	258

2. Remedy of defects during the year without service of formal Notices:—	
Number of defective dwelling-houses rendered fit in consequence of informal action by Local Authority or their officers	50
3. Action under Statutory Powers during the year:—	
(a) Proceedings under Sections 9, 10 and 16 of the Housing Act, 1936:—	
(1) Number of dwelling-houses in respect of which Notices were served requiring repairs	Nil.
(2) Number of dwelling-houses which were rendered fit after service of formal Notices:	
(a) By owners	Nil.
(b) By Local Authority in default of owners..	Nil.
(b) Proceedings under Public Health Acts:—	
(1) Number of dwelling-houses in respect of which Notices were served requiring defects to be remedied	76
(2) Number of dwelling-houses in which defects were remedied after service of formal Notices:	
(a) By owners	76
(b) By Local Authority in default of owners...	—
(c) Proceedings under Sections 11 and 13 of the Housing Act, 1936:—	
(1) Number of dwelling-houses in respect of which Demolition Orders were made	60
(2) Number of dwelling-houses demolished in pursuance of Demolition Orders	54

## (d) Proceedings under Section 12 of the Housing Act, 1936:—

(1) Number of separate tenements or underground rooms in respect of which Closing Orders were made	...	...	...	...	...	...	—
(2) Number of separate tenements or underground rooms in respect of which Closing Orders were determined, the tenement or room having been rendered fit	...	...	...	...	...	...	—

## 4. Housing Act, 1936, Part IV—Overcrowding:—

(a) (1) Number of dwellings overcrowded at the end of year	...	...	...	...	...	...	212
(2) Number of families dwelling therein	...	...	...	...	...	...	255
(3) Number of persons dwelling therein	...	...	...	...	...	...	1199
(b) Number of new cases of overcrowding reported during the year	...	...	...	...	...	...	Nil.
(c) (1) Number of cases of overcrowding relieved during the year	...	...	...	...	...	...	40
(2) Number of persons concerned in such cases	...	...	...	...	...	...	307
(d) Particulars of any cases in which dwelling-houses have again become overcrowded after the Local Authority have taken steps for the abatement of overcrowding	...	...	...	...	...	...	None.
(e) Any other particulars with respect to overcrowding conditions upon which the Medical Officer of Health may consider it desirable to report:—No marked overcrowding. General housing conditions materially improved.							

## SECTION E.

(a) **Milk Supply.**—Dairies, Cowsheds and Milkshops inspected at regular intervals. Supply is clean. Bacteriological examination proved supply thoroughly satisfactory.

(b) **Meat and Other Foods.** (See Sanitary Inspector's Report).

**Carcases Inspected and Condemned.**

	Cattle, ex- cluding Cows.	Cows.	Calves.	Sheep and Lambs.	Pigs.
Number killed ...	—	479	43	304	317
Number inspected ...	—	479	43	304	317
<b>All diseases, except Tuberculosis.</b>					
Whole carcasses condemned ...	—	—	—	7	3
Carcases of which some part or or- gan was con- demned ...	—	39	—	2	2
Percentage of the number inspected, affected with dis- ease other than tuberculosis ...	—	8	—	2.8	1.5
<b>Tuberculosis only:</b>					
Whole carcasses condemned ...	—	20	—	—	—
Carcases of which some part or organ was con- demned ...	—	125	—	—	39
Percentage of the number inspect- ed, affected with tuberculosis ...	—	30.2	—	—	12.3

- (c) **Adulteration, Etc.** Action taken by Local Authority (if they are a Food and Drugs Authority) in respect of:—
- (i) Food and Drugs (Adulteration) Act, 1928:—Carried out by County Officials.
- (ii) Other Food Acts or Regulations:—Observations made.
- (d) **Chemical and Bacteriological Examination of Food:**—None.
- (e) **Nutrition:**—Lectures and addresses have been given in Schools and at Clinic on the nutritional values of various dietaries. Information given as to protein, carbo hydrate and vitamin content, particular stress being laid on a balanced diet, with sufficient supply of fruit, fresh vegetables and milk, purchasing value of the £ to best nutritional advantage explained. Nutritional surveys were made in Schools and Welfare Centre. 173 children received free meals and 1,079 received milk daily (472 free of charge).

---

## SECTION F.

2. All Schools were closed on account of Influenza from January 18th to 29th inclusive. Hindley C. of E. Infant Department was closed from September 27th to October 11th on account of Scarlet Fever.

Diphtheria, mostly faucial—bacillus. Antitoxin promptly administered. Scarlet Fever—94 cases occurred. Epidemic of sore throat at period when Scarlet Fever and Diphtheria had subsided. No Puerperal or Cerebro Spinal Fever. Antitoxin and other sera available and promptly used. Hospital facilities used to utmost capacity. Scarlet Fever treated in Ince—duration 4 weeks. No hospital accommodation for Influenza.

371 children immunised against Diphtheria and regular Immunisation Clinic established. One-third of school population now immunised.



TABLE IV.—Showing the number of Infectious Diseases notified at each, age-period, admissions to hospital, the number of deaths at each age-period and the total deaths.

DISEASE	Under	Cases											Total deaths				
		1-2	2-3	3-4	4-5	5-10	10-15	15-20	20-35	35-45	45-65	65 & upwards		Total Cases notified.	Total admitted to hospital		
SMALLPOX ... notified deaths	1	...	...	...	...	...	...	...	...	...	...	...	...	...	...	...	...
SCARLET FEVER ... notified deaths	...	1	4	7	10	51	10	5	1	...	...	...	...	...	94	31	...
DIPHTHERIA ... notified deaths	...	1	1	2	2	21	8	2	1	...	...	...	...	...	40	29	3
PARATYPHOID ... notified deaths	...	...	...	...	...	3	...	2	1	...	...	...	...	...	6	6	...
PUERPERAL } ... notified deaths	...	...	...	...	...	...	...	1	...	...	...	...	...	...	1	1	...
PYREXIA }	...	...	...	...	...	...	...	...	...	...	...	...	...	...	...	...	...
PNEUMONIA ... notified deaths	4	7	1	2	8	1	1	4	3	7	6	7	6	7	45	...	23
ENCEPHALITIS ... notified deaths	6	...	...	...	...	...	...	...	...	...	...	...	...	...	1	...	...
LETHARGICA ... notified deaths	...	...	...	...	...	...	...	...	...	...	...	...	...	...	...	...	...
ERYSIPELAS ... notified deaths	...	...	...	...	...	...	2	1	6	3	1	1	13	...	...	...	...
TUBERCULOSIS	...	...	...	...	...	...	...	...	...	...	...	...	...	...	...	...	...
(a) Pulmonary notified deaths	...	1	...	...	...	...	...	4	3	2	2	2	1	15	...	...	8
(b) Non-P'lm'ary notified deaths	...	1	2	...	1	1	...	3	1	...	...	...	...	11	...	...	...

**Notifiable Diseases during the Year 1937.**

Disease.	Total Cases Notified.	Cases admitted to Hospital.	Total Deaths.
Smallpox ... ..	—	—	—
Scarlet Fever ... ..	94	31	—
Diphtheria ... ..	40	29	3
Pneumonia ... ..	45	—	23
Enteric Fever ... ..	6	6	—
Puerperal Pyrexia ... ..	1	1	—
Acute Poliomyelitis ... ..	2	—	—
Encephalitis Lethargica ... ..	1	—	1
Erysipelas ... ..	13	—	—
	—	—	—
	202	67	27
	—	—	—

4. (a) **Prevention of Blindness.** Treatment for Ophthalmia Neonatorum is carried out at the Infant Welfare Centre by the Health Visitors under the supervision of the Medical Officer of Health, with successful results.

(b) **Tuberculosis.** No action necessary.

**Tuberculosis.**

**New Cases and Mortality during 1937.**

Age Periods.	New Cases.				Deaths.			
	Respiratory.		Non-Respiratory.		Respiratory.		Non-Respiratory.	
	M.	F.	M.	F.	M.	F.	M.	F.
0 ...	—	—	—	1	—	—	—	—
1 ...	—	1	2	1	—	1	—	—
5 ...	—	—	—	1	—	—	—	—

Age Periods.	New Cases.				Deaths.			
	Respiratory.	Non-Respiratory.		Respiratory.	Respiratory.	Non-Respiratory.		Respiratory.
15 ...	2	2	2	—	2	—	—	—
25 ...	3	2	1	2	1	1	—	—
35 ...	3	—	—	1	—	—	—	—
45 ...	—	1	—	—	1	—	—	—
55 ...	—	1	—	—	—	1	—	—
65 ...	—	—	—	—	1	—	—	—
	8	7	5	6	5	3	—	—

## APPENDIX II.

### (1) Local Statistics.

Population—20,440.

Births and Deaths:—

		Live Births.		
		Total.	M.	F.
Legitimate	...	272	133	139
Illegitimate	...	7	5	2
		—	—	—
		279	138	141
		—	—	—
Stillbirths	...	13	8	5
Deaths	...	291	148	143

(For 36 divisions see Table II).

## Deaths of Infants under 1 year of age.

		Total.	M.	F.
Legitimate	...	23	11	12
Illegitimate	...	—	—	—

(See Table III).

**Notifiable Diseases.**

Disease.			Number Notified.
Smallpox	...	...	—
Scarlet Fever	...	...	94
Diphtheria	...	...	40
Enteric Fever	...	...	6
Pneumonia	...	...	45
Puerperal Pyrexia	...	...	1
Erysipelas	...	...	13

(See Table IV).

**National Statistics.**

Birth-rates, Death-rates, Analysis of Mortality, Maternal Death-rates  
and Case-rates for certain Infectious Diseases in the year 1937.

(England and Wales, London, 125 Great Town and 148  
Smaller Towns).

(Provisional Figures based on Weekly and Quarterly Returns).

---

	England and Wales.	125 County Boro's and Great Towns, including London.	148 Smaller Towns (Resident Populations 25,000 to 50,000 at 1931 Census).	London Adminis- trative County.
--	--------------------------	---	---	--

---

## Rates per 1,000 Population

## Births:

Live	...	14. 9	...	14. 9	...	15. 3	..	13. 3
Still	...	0.60	...	0.67	...	0.64	...	0.54

	England and Wales.	125 County Boro's and Great Towns, including London.	148 Smaller Towns (Resident Populations 25,000 to 50,000 at 1931 Census).	London Adminis- trative County.
<b>Deaths:</b>				
All Causes ...	12. 4	12. 5	11. 9	12. 3
Typhoid and Para- typhoid Fevers	0.00	0.01	0.00	0.00
Smallpox	—	—	—	—
Measles	0.02	0.03	0.02	0.01
Scarlet Fever	0.01	0.01	0.01	0.01
Whooping Cough	0.04	0.04	0.03	0.06
Diphtheria	0.07	0.08	0.05	0.05
Influenza	0.45	0.39	0.42	0.38
Violence	0.54	0.45	0.42	0.51
<b>Notifications:</b>				
Smallpox	0.00	—	0.00	—
Scarlet Fever	2.33	2.56	2.42	2.09
Diphtheria	1.49	1.81	1.38	1.93
Enteric Fever	0.05	0.06	0.04	0.05
Erysipelas	0.37	0.43	0.34	0.44
Pneumonia	1.36	1.58	1.20	1.18
<b>Rates per 1,000 Live Births.</b>				
Deaths under 1 year of age ...	58	62	55	60
Deaths from Diarrhœa and Enteritis under 2 years of age	5.8	7.9	3.2	12.0
<b>Maternal Mortality:</b>				
Puerperal Sepsis	0.97	} Not available.		
Others	2.26			
Total	3.23			
<b>Rates per 1,000 Total Births (i.e., Live and Still).</b>				
<b>Maternal Mortality:</b>				
Puerperal Sepsis	0.94	} Not available.		
Others	2.17			
Total	3.11			
<b>Notifications:</b>				
Puerperal Fever	} 13.93	... 17.59	... 11.52	4.15
Puerperal Pyrexia				14.34



PNEUMONIA, 1937.

Month.	Cases notified in whole district.													Total.		Total cases notified in each locality.				
	At all Ages.	At Ages—years.												Male.	Fe- male.	North	West	Central	South	East
		Under 1	1 to 2	2 to 3	3 to 4	4 to 5	5 to 10	10 to 15	15 to 20	20 to 35	35 to 45	45 to 65	65 and up.							
January	15	2	2	...	...	2	1	2	3	2	1	1	1	7	8	1	2	8	4	
February	9	3	3	...	1	...	...	...	...	...	3	2	2	5	4	...	...	...	5	
March	8	1	1	...	...	...	...	...	...	...	1	...	...	5	...	...	...	3	3	
First Quarter	32	6	6	...	1	4	1	2	3	2	4	1	...	17	15	...	...	11	12	
April	2	...	...	...	1	...	...	...	...	...	...	...	...	1	1	...	...	3	2	
May	...	...	...	...	...	...	...	...	...	...	...	...	...	...	...	...	...	...	...	
June	1	...	...	...	...	...	...	1	...	...	...	...	...	...	...	...	...	...	...	
Second Quarter	3	...	...	...	1	...	...	1	...	...	...	...	...	1	2	...	...	...	2	
First Half-Year	35	6	6	...	2	4	1	2	4	2	6	4	...	13	17	...	...	11	14	
July	2	...	...	...	...	2	...	...	...	...	...	...	...	...	2	...	...	1	...	
August	...	...	...	...	...	...	...	...	...	...	...	...	...	...	...	...	...	...	...	
September	...	...	...	...	...	...	...	...	...	...	...	...	...	...	...	...	...	...	...	
Third Quarter	2	...	...	...	...	2	...	...	...	...	...	...	...	...	2	...	...	1	...	
October	4	1	1	...	...	1	...	...	...	1	...	...	...	2	2	...	...	1	2	
November	3	...	1	...	...	...	...	...	...	1	...	...	...	2	1	...	...	...	1	
December	1	...	...	...	...	...	...	...	...	...	...	...	...	1	1	...	...	...	...	
Fourth Quarter	8	1	1	...	...	2	...	...	...	1	...	...	...	1	1	...	...	...	3	
Second Half-Year	10	1	1	...	...	4	...	...	...	1	...	...	...	5	5	...	...	...	3	
YEAR	45	7	7	...	2	8	1	2	4	3	7	6	...	23	22	...	...	12	17	



TUBERCULOSIS, 1937.

MONTHS.	NOTIFICATIONS ON FORMS A & B (excluding Duplications).																														Total Pulmonary and Non-Pulmonary.	No. of cases notified on Form I.	No. of cases notified on Form II.
	PULMONARY.															NON-PULMONARY.																	
	Under 1	1 to 2	2 to 3	3 to 4	4 to 5	5 to 10	10 to 15	15 to 20	20 to 35	35 to 45	45 to 65	65 & Up	Total.	Under 1	1 to 2	2 to 3	3 to 4	4 to 5	5 to 10	10 to 15	15 to 20	20 to 35	35 to 45	45 to 65	65 and up.	Total.							
	M	F	M	F	M	F	M	F	M	F	M	F	M	F	M	F	M	F	M	F	M	F	M	F	M	F	M	F					
January								1				1		1													1	1	1	1	3		
February										1		1						1									1	2	2				
March							1					1																					
First Quarter							1	1		1		1	2	1				1									2	1	4	5	2		
April									1			1					1										2	3	1	2			
May	1											1														2							
June								1				1			1						2					3	4	3	2				
Second Quarter	1							1	1			1	2		1			1		1	2				3	4	3	2					
First Half-Year	1						1	2	1	1		2	4	1		1		1		1	2				2	3	3	5	5	8			
July										1		1				1	1		1	2					2	5	4	9	10	13			
August								1	1			2							1	1	1				2	1	2	2	3	5			
September								2				1	1												1		2		7	3			
Third Quarter								3	1	1		3	2		1										1		2	1	3	2			
October							3					2	1						1	1	1				3	1	6	3	13	10			
November									1			1															2	1	2	1			
December																											1		1	2			
Fourth Quarter								3	1			3	1																				
Second Half-Year							3	3	2	1		6	3													3	3	4	4	3			
YEAR	1						4	5	3	2		8	7	1		2		1		2	3	1			5	6	13	13	27	26			



# Sanitary Inspector's Report for 1937.

**To the Chairman and Members of the Urban District Council  
of Hindley.**

Gentlemen,

I have pleasure in presenting a summary of the work of the Health Department for the past year, this being the Twenty-Second Annual Report I have been privileged to submit.

## **Housing Act, 1930.**

Your Housing programme, prepared in accordance with Circular 1331 of the Ministry of Health and adopted in July, 1933, was, in effect, your five-year plan in connection with Slum Clearance. It provided for the demolition of 175 houses and the displacement of 840 persons.

The progress report for the four years ended 31st December, 1937, is as follows:—

### **Clearance Areas.**

No. 1 Clearance Scheme (15 areas)	...	66	houses
No. 2 Clearance Scheme (10 areas)	...	63	,,
No. 3 Clearance Scheme (6 areas)			
(Representations made)	...	53	,,
		182	,,

### **Individual Houses.**

Demolished under Section 19 of the Housing Act, 1930, and Section 11 of the Housing Act, 1936	...	70	,,
Houses closed but not demolished	...	10	,,
Back-to-back Houses made through	...	38	,,
		118	,,

**Re-conditioned.**

Houses made fit under Section 19 of the  
Housing Act, 1930, and Section 11 of  
the Housing Act, 1936:—

Formal action—proposals accepted ...	123
Informal action—proposals accepted...	171
	294

All back-to-back houses have now been made through.

**HOUSING.**

Housing activities during the year were very marked, and the progress report shows that 328 Individual Houses were dealt with under Section 11 of the Act of 1936.

60 Demolition Orders made.  
7 Dwellings closed for human habitation.  
261 Proposals accepted for Re-conditioning.

---

328

---

Properties actually demolished during 1937 were:—

54 Individual Houses  
53 Houses in Clearance Areas

---

107

---

**Re-Housing.**—During the year 260 persons were re-housed from 59 houses:—

21 Families comprising 121 Persons from Clearance Areas.  
38 Families comprising 139 Persons from Individual Houses.

---

59	260
----	-----

---

The advice and assistance of your staff is very frequently desired in connection with re-conditioning, and is readily given. It is mutually advantageous to co-operate with the owner and render what aid we can in matters which, on many occasions, are complex.

Private enterprise built 107 houses during the year, and it would appear that the outlook for working class houses has improved.. Several builders are engaged on the erection of properties in the district.

#### **Overcrowding.—Housing Act, 1935.**

The Housing Survey carried out in 1935 revealed a total of 278 overcrowded houses, varying in degree from 1 to 10 units in extent. This figure has from that date gradually receded. Council Houses, becoming vacant, are offered to suitable overcrowded families. Overcrowding has also been relieved by many tenants who have themselves found alternative accommodation. It would be interesting to review the list which shows the position at the end of 1937 to be:—

Number of dwelling-houses recorded as overcrowded	212
Number of families dwelling therein ... ..	255
Number of persons dwelling therein ... ..	1199
Number of cases recorded as having been relieved during the year ... ..	40
Number of persons in such cases ... ..	307

#### **Disinfestation of Furniture.**

The arrangements were continued for the disinfestation of all the household effects of persons before transfer from insanitary property to new Council Houses.

A special van is used for the purpose, and all furniture, etc., is exposed to a high concentration of Cyanide Gas by the expert staff of a Liverpool firm.

Bedding, clothing, etc., is submitted to high pressure steam in a Washington Lyons Disinfector.

59 families were re-housed as under:—

21 from Clearance Areas Nos. 16-25 to Hindley Green Athletic Ground Site.

27 from Individual Houses to Hindley Green Athletic Ground Site.

11 from Individual Houses to other Council Houses.

—

59

—

### **Eradication of Bed-Bugs.**

Previously, bug-infested dwellings have been fumigated with sulphur, but this has proved ineffective in clearing many of the houses. It is very doubtful if this method has any effect on the eggs concealed in cracks and crevices behind plaster or woodwork.

Other fumigants tried have not absolutely cleared the vermin.

Arrangements have therefore been made for the treatment of houses with Cyanide Gas. With this process it is necessary for the houses to be vacated for at least two days, owing to the poisonous nature of the material used.

18 bug-infested houses were so treated, with excellent results, the work being carried out at the owners' expense.

18 other houses were infested with other forms of vermin and were treated with various poisons.

### **Provision and Replacement of Ashbins.**

Owners provided covered galvanized ashbins to each of the houses where conversion was carried out. In addition, receptacles, ashbins or ashtubs, falling in disrepair, are renewed. During 1937, 12 receptacles were provided, following conversion, and in addition 82 ashtubs or ashbins were replaced by covered galvanized ashbins.

### Disinfection.

Disinfectants (liquid and powder) are supplied free. The regulations as to supplies are complied with, special bottles being provided at the initial charge of 3d.

During the year 3,845 bottles of disinfectant were supplied to residents; 1,969 at the office, 1,124 at your distributing station at Platt Bridge, and 752 at your Hindley Green Station, giving a total of 3,845—311 sales and 3,534 re-issues. All infected or contaminated articles of clothing, beds, etc., are removed to the Washing Lyons Steam Disinfector in the Council's Yard for disinfection.

For disinfection of houses after infectious disease a 5 per cent. solution of Formalin is generally used in the form of a spray, although Formic Vap lamps in gaseous form are stocked and used in special cases. Verminous houses are fumigated with Sulphur Di-oxide and supplemented with Zaldecide, a liquid germicide.

The Day Schools were sprayed internally with disinfectant solution during the vacations of Easter, Whitsun, Summer, October and Christmas.

During the year 130 houses were disinfected after infectious disease and 9 verminous houses fumigated. 1,617 articles of clothing passed through the disinfector. Included in this number are the clothes of tenants from Clearance Areas which, as previously stated, were disinfected in this manner.

Schools disinfected—44.

The following houses and articles were disinfected during the year:—

			No. of Houses.	Articles of Clothing (including beds).
January	...	...	6	186
February	...	...	5	53
March	...	...	6	128
April	...	...	—	50

			No. of Houses.	Articles of Clothing (including beds).
May	...	...	3	52
June	...	...	5	39
July	...	...	11	130
August	...	...	10	70
September	...	...	17	244
October	...	...	25	212
November	...	...	26	270
December	...	...	16	183
			<hr/>	<hr/>
	Total	...	130	1617
Dirty and Verminous Houses				
	Fumigated...	...	9	—
			<hr/>	<hr/>
			139	1617
			<hr/>	<hr/>

Number of articles destroyed:—49. These were voluntarily surrendered for destruction.

Number of straw mattresses destroyed:—41 pairs.

### Meat Inspection.

There are two Slaughter-houses in the district, one registered and one licensed. Notification of intended slaughter of 429 beasts, 45 calves, 304 sheep and 317 pigs being received. Notification is received in accordance with the Regulations and every effort is made by the Butchers to comply with the Meat Regulations.

The total number of visits paid to slaughter-houses was 211. Shops, stalls and vans are frequently inspected and kept under observation. A large percentage of the meat consumed in your area is bought dead from Birkenhead, Liverpool, Wigan and Leigh. No unsound, unwholesome, diseased meat or other food was found exposed for sale.

Eight Licences to slaughter animals were granted to slaughter-men under the Slaughter of Animals Act, 1933.

The meat supply is generally of a fairly high standard, but constant supervision is necessary.

The diseased and unsound food condemned and destroyed was as follows:—

Whole bovine carcasses	...	...	...	20
Carcases of which some part or organ was condemned	...	...	...	164
Whole sheep carcasses	...	...	...	7
Carcases of which some part or organ was condemned	...	...	...	2
Pigs—whole carcasses	...	...	...	3
Carcases of which some part or organ was condemned	...	...	...	41
Percentage of bovine carcasses affected with Tuberculosis	...	...	...	30.2

### Shops.

The Shops Acts, 1912-1934, received attention. Visits were made in connection with the provisions of the 1934 Act, requiring sanitary accommodation, washing facilities, adequate ventilation, etc. Where contraventions were found to exist these matters were brought to the notice of the occupiers in an informal manner, and it was not necessary to take formal action.

### Sunday Trading Act.

Special visits were made to ensure that the Act was being observed. Two offenders complied on receipt of warning.

Number of Nuisances reported:—

In 1937	...	...	...	...	532
---------	-----	-----	-----	-----	-----

## Action taken in Nuisances:—

Preliminary Letters	...	...	...	525
Statutory Notices	...	...	...	70
Nuisances abated in 1937	...	...	...	425
Nuisances unabated	...	...	...	107

**Summary of Inspections and General Sanitary Work.**

Nuisances brought forward from 1936	...	...	146
Nuisances reported to Committee during 1937	...	...	532
Nuisances abated during 1937	...	...	571
Number of letters sent	...	...	378
Number of Preliminary Notices	...	...	147
Number of Statutory Notices	...	...	70
Number of School Notices	...	...	117
Number of Parents' Notices	...	...	63
Number of Houses disinfected	...	...	139
Number of Articles disinfected	...	...	1617

**Summary of Nuisances Dealt With.**

Choked and defective drains, gullies, etc.	...	...	72
Absence of suitable drainage system	...	...	4
Defective floors	...	...	6
Insanitary slop-sinks and waste-pipes	...	...	17
Irregular and insanitary yard surfaces	...	...	5
Accumulation of refuse, manure, etc.	...	...	17
Dampness	...	...	6
Defective eaves-gutters and downspouts	...	...	24
Open joints of brickwork	...	...	7
Insufficient light and ventilation	...	...	3
Defective washing boiler	...	...	5
Perished and broken plaster	...	...	7
Defective roofs	...	...	20
Defective doors and frames and windows and frames	...	...	10
Houses with general defects	...	...	54
Dirty and insanitary condition of dwelling	...	...	9
Living vans so occupied	...	...	7

Insanitary condition of premises ... ..	12
Absence of refuse receptacle ... ..	88
Houses infested with vermin ... ..	36
Burst water service pipes ... ..	21
Insufficient sanitary accommodation ... ..	8
Dirty condition of cowsheds and dairies ... ..	46
Absence of suitable pantry accommodation or food-store ... ..	13
Dirty condition of Factory and Workshops ... ..	3
Smoke in such quantities as to be a nuisance... ..	2
Defective flushing cisterns ... ..	8
Broken pedestal to W.C. ... ..	1
Absence of Dairy ... ..	1
Other nuisances ... ..	8
Reports to other departments ... ..	12
Total ... ..	532

### Factories and Workshops Acts.

#### Inspection of Factories, Workshops and Workplaces.

Including Inspections made by Sanitary Inspectors or  
Inspectors of Nuisances.

Premises	No. of Inspections.	No. of Written Notices.	No. of Occupiers Prosecuted.
Factories ... .. (Including Factory Laundries)	63	—	—
Workshops ... .. (Including Workshop Laundries)	135	—	—
Workplaces ... .. (Other than Outworkers' Premises)	27	—	—
Total ... ..	225	—	—

**Defects Found in Factories, Workshops and Workplaces.**

Particulars.	Number of Defects.	
	Found.	Remedied.
Nuisances under the Public Health Acts:—		
Want of Cleanliness ...	3	3
Want of Ventilation ...	—	—
Overcrowding ...	—	—
Want of Drainage of Floors...	—	—
Other Nuisances ...	2	2
Sanitary accommodation:—		
Insufficient ...	—	—
Unsuitable or defective ...	—	—
Not separate for sexes ...	—	—
Offences under the Factory and Workshop Acts:—		
Illegal occupation of Under-ground Bakehouse ...	—	—
Other Offences ...	—	—
Total ...	5	5

**Bakehouses.**

There are 25 Bakehouses in the district, wholesale and retail. 63 visits have been made during the year. In 3 instances it was necessary to call the attention of the occupier to the condition of the premises, particularly with regard to limewashing of walls and ceilings, otherwise they are fairly clean and well kept.

**Offensive Trades.**

Two such trades are established in your district:—

Croft's Tripe Works, Atherton Road.

Stanway's Knacker Yard, Chapel Fields.

Each is limewashed more frequently than is required by the Bye-laws. The former is immediately behind the property and boiling is carried out in open pans. No condensing apparatus is available.

Knacker Yard.—Only the meat is boiled on the premises. This is done in open pans, no condensing apparatus being available. All offals are stored and removed (untreated) twice per week to another district. The premises, although distant from other properties, are not kept and maintained in a manner so essential for this type of business. They are rat-infested and too much animal matter is lying about, which encourages them to stay. Constant supervision is necessary, 59 visits being paid to these premises during the year.

### **Dairies, Cowsheds and Milkshops.**

The number of Retail Purveyors on the Register at the end of the year was 20 farmers, 2 dairymen and 65 retailers of bottled milk (16 Pasteurised and 49 Sterilized). The cowsheds and dairies which constitute the premises occupied by the producers have, on the whole, been well kept, and the walls and ceilings limewashed at least twice during the year, i.e., May and November.

Five licences were issued for the sale of Certified Milk.

No local producer has so far made application to be licensed under the Milk (Special Designations) Order, 1936. This is a matter of regret, for the general milk supply should be clean, obtained from healthy cows, and distributed in sealed containers.

Frequent visits were paid by your officials to these premises. The improvement in the production of clean milk is being maintained. There is, however, scope for further progress in this direction. Samples of milk were submitted for analysis under the Food and Drugs Acts. 22 samples of milk were taken for bacteriological examination by your Officers, 18 of which were found to be satisfactory and 4 unsatisfactory.

### **Sale of Food and Drugs Acts.**

The County Council submitted the following samples for analysis:—

Milk	...	...	...	34
Butter	...	...	...	4
Cheese	...	...	...	2
Lard	...	...	...	4

Rice	...	...	...	1
Seidlitz Powder	...	...	...	1
Gravy Browning	...	...	...	1
Tea	...	...	...	1
Borax	...	...	...	1
Coffee	...	...	...	3
Cornflour	...	...	...	1
Arrowroot	...	...	...	1
Cocoa	...	...	...	1
Glauber Salt	...	...	...	1
Corned Beef	...	...	...	1
Strawberry Jam	...	...	...	6
Pepper	...	...	...	3
Sauce	...	...	...	2
Condensed Milk	...	...	...	1
Tapioca	...	...	...	2
Canned Meat	...	...	...	1
Soup Powder	...	...	...	1
Honey	...	...	...	1
Raspberry Jam	...	...	...	1
Margarine	...	...	...	1
Custard Powder	...	...	...	1
Epsom Salts	...	...	...	1
Cream of Tartar	...	...	...	1
Blanc Mange Powder	...	...	...	1
Oatmeal	...	...	...	1

All the above, with the exception of two samples of Strawberry Jam, were found on analysis to be genuine. The Strawberry Jam was deficient in the minimum amount of fruit, but no proceedings were taken.

#### Smoke Observations.

The number of timed observations made was 23. In 6 instances the emission of smoke from factory chimneys was found to be in such quantities as to be a nuisance. The firms were notified and action taken to abate the excessive smoke emission. The number of factory and works' chimneys in our area is 9.

**Summary of Work Carried Out in 1937.**

Number of premises inspected	...	...	739
Number of special premises inspected	...	...	16
Workshops and Workplaces	...	...	162
Factories	...	...	63
Slaughterhouses	...	...	211
Bakehouses	...	...	63
Dairies and Cowsheds	...	...	88
Dwelling-houses (Housing Acts)	...	...	54
Offensive Trades	...	...	59
Picture Halls	...	...	23
Number of Visits re Infectious Disease	...	...	361

**Prevalence and Control of Infectious Diseases.**

Infectious Disease cases notified are at once visited, necessary inquiries made, and advice given as to isolation, etc. Printed instructions are issued. Suitable methods of disinfection are carried out after recovery or removal to Hospital.

Scarlet Fever	...	...	94
Diphtheria	...	...	40
Paratyphoid Fever	...	...	6
Encephalitis Lethargica	...	...	1
Acute Anterior Poliomyelitis	...	...	2
Puerperal Pyrexia	...	...	1
Pneumonia	...	...	45
Erysipelas	...	...	13
Tuberculosis—Pulmonary	...	...	15
,,    Non-Pulmonary	...	...	11
Chicken Pox	...	...	67
Measles	...	...	108
Whooping Cough	...	...	19
Mumps	...	...	26
			—
	Total	...	448
			—

I desire to tender my sincere thanks to the Chairman of the Public Health Committee and the Council, the Surveyor, other officials and members of the Staff for their co-operation and assistance at all times.

THOS. FRANCE,

Chief Sanitary Inspector.

Engineer's and Surveyor's Office,  
Hindley,

7th January, 1938.

Particulars of Rainfall, etc., recorded at Platt Bridge Sewage Works  
during the year ending 31st December, 1937.

Height of Rain Gauge—98.64 feet above sea level.

Height of Barometer—104.00 feet above sea level.

Rainfall per month in inches.	No. of days on which rain fell.	Greatest fall in 24 hrs. in ins.
January ... 3.05	16	5th January ... .91
February ... 5.57	23	12th February ... .64
March ... 1.65	18	11th March ... .33
April ... 3.42	17	16th April ... .63
May ... 2.29	13	11th May ... .44
June ... 1.47	10	3rd June ... .38
July ... 1.77	14	16th July ... .42
August ... 3.60	11	13th August ... 1.05
September ... 1.68	12	15th September... .54
October ... 2.11	12	23rd October ... .45
November ... 1.90	9	30th November... .48
December ... 2.45	16	4th December ... .46
Total for 1937:—30.96	171	

Total weight of rain which fell in Hindley during the year 1937:—

8,162,100 tons.

Rainfall in inches:—

1927	1928	1929	1930	1931	1932	1933	1934	1935	1936
40.41	42.21	36.40	42.56	44.51	42.58	28.36	32.02	29.55	39.26

Thermometer Reading.			Barometer Reading.		
Highest for year	Lowest for year	Mean for year	Highest for year	Lowest for year	Mean for year
76° F	26° F	50.3° F	30.52	28.72	29.91

OSWALD P. ABBOTT,

Engineer and Surveyor.



TUBERCULOSIS, 1937.

MONTHS.	NOTIFICATIONS ON FORMS A & B (excluding Duplications).																								Total Pulmonary and Non-Pulmonary.	No. of cases notified on Form I.	No. of cases notified on Form II.			
	PULMONARY.														NON-PULMONARY.															
	Und	1	2	3	4	5	10	15	20	35	45	65	Total.	Und	1	2	3	4	5	10	15	20	35	45				65	and up.	Total.
	er	to	to	to	to	to	to	to	to	to	to	&		er	to	to	to	to	to	to	to	to	to	to				and		
1	2	3	4	5	10	15	20	35	45	65	Up	M	F	1	2	3	4	5	10	15	20	35	45	65	up.	M	F			
January								1				1		1												1	1	1	1	3
February										1		1						1									1		2	2
March								1				1																	1	2
First Quarter								1	1		1	1	2	1					1								2	1	4	5
April									1			1						1			1						2		3	1
May		1										1																	1	1
June									1			1			1							2					3		4	3
Second Quarter		1							1	1		1	2			1		1			1	2				2	3	3	5	5
First Half-Year		1						1	2	1	1	2	4	1		1		1	1		1	2				2	5	4	9	10
July										1		1								1	1	1				2	1	2	2	3
August									1	1		2																2		7
September									2			1	1			1										1		2	1	3
Third Quarter									3	1	1	3	2			1					1	1	1			3	1	6	3	13
October								3				2	1															2	1	2
November										1		1																1		1
December																														1
Fourth Quarter									3		1	3	1														3	1	1	4
Second Half Year								3	3	2	1	6	3			1					1	1	1			3	1	9	14	
YEAR		1						4	5	3	2	8	7	1		2		1	1		2	3	1			5	6	13	13	27





The Urban District Council of Bradford

REPORT

OF THE

COMMISSIONERS

1901