

**[Report 1946] / Medical Officer of Health, Herefordshire / County of Hereford County Council.**

**Contributors**

Herefordshire (England). County Council.

**Publication/Creation**

1946

**Persistent URL**

<https://wellcomecollection.org/works/baeq3bpg>

**License and attribution**

You have permission to make copies of this work under a Creative Commons, Attribution license.

This licence permits unrestricted use, distribution, and reproduction in any medium, provided the original author and source are credited. See the Legal Code for further information.

Image source should be attributed as specified in the full catalogue record. If no source is given the image should be attributed to Wellcome Collection.



Wellcome Collection  
183 Euston Road  
London NW1 2BE UK  
T +44 (0)20 7611 8722  
E [library@wellcomecollection.org](mailto:library@wellcomecollection.org)  
<https://wellcomecollection.org>

AL. 44-99

HEREFORDSHIRE COUNTY COUNCIL

55/11/4.  
1913.

INSTITUTE OF SOCIAL  
MEDICINE  

---


10, PARKS ROAD,  
OXFORD

# ANNUAL REPORT


OF THE

## COUNTY MEDICAL OFFICER OF HEALTH

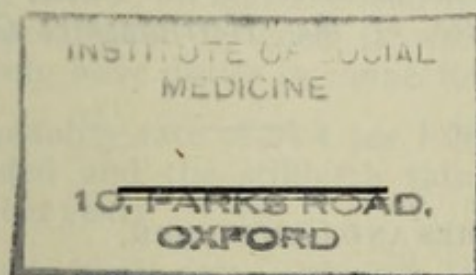
### FOR THE YEAR 1946.



HEREFORD :  
ADAMS & SONS (PRINTERS) LTD  
1947.



# HEREFORDSHIRE COUNTY COUNCIL



# ANNUAL REPORT

OF THE

COUNTY MEDICAL OFFICER  
OF HEALTH

FOR THE YEAR 1946.

---

*To the Chairman and Members of the Public Health and Social Welfare Committee of the Herefordshire County Council.*

---

MR. CHAIRMAN, LADIES AND GENTLEMEN,

I have the honour to present my Annual Report on the public health of Herefordshire and upon the health services of the County Council for the year 1946.

Since I did not take up my appointment until the last month of the year I feel that it would be inappropriate for me more than to comment on the statistics of what is really the report of my predecessor.

The birth-rate, which had reached 19.77 per thousand living in 1944, the highest for many years, increased to 20.3. This is explained by the return of large forces from overseas service. The death rate of 13.06 was slightly better than the two preceding years.

The position of Diphtheria was much the same as last year, the notifications being 38 compared with 30 in 1945 but only 1 instead of 4 deaths. The County Council, as welfare authority, undertook the responsibility for the immunisation of children under 5 years of age. But there is still room for improvement in various parts of the County.

The downward trend of tuberculosis mortality was resumed after the rise in 1945. The work of the dispensary has been maintained and its work is reflected in the number of attendances which are now threefold those of 1939. Financial assistance was given to tuberculous persons and their dependents in accordance with Memo. 266T, the authority being guided in the selection of cases by the Clinical Tuberculosis Officer.

The increase in the incidence of both early syphilis and gonorrhoea is probably due to the cases released from H.M. Forces and to the relative increase in number of young adults in the community. An interesting point is the high figure of 622 people who attended the clinic for examination and were found not to be suffering from a venereal infection; this suggests that propaganda is making the public more aware of these infections and of the desirability of seeking early advice and treatment. Under Regulation 33B, 9 informal notices and 1 double notification were received. The tracing of contacts and follow up of defaulters was undertaken by members of the staff of the clinic. For a few months of the year an arrangement was made combining

this work with that of the Psychiatric Social Worker, but when the holder of the appointment resigned it was decided that her successor should only have duties in connection with Psychiatry.

The infant mortality rate of 34.4 per 1,000 live births is the lowest ever recorded and the stillbirth rate of 23.2 compares favourably with other years.

The illegitimacy birth rate, although lower than 1945, is high compared with the rest of England and Wales. The Hereford Diocesan Association for Moral Welfare continued to carry out their duties dealing with the problems of caring for illegitimate children but were handicapped by the difficulty of finding suitable vacancies in hostels for mothers and babies.

During the year the shortage of nurses and midwives continued, but in spite of this the nursing staff have given efficient service and have risen to every occasion even under most trying weather conditions.

I wish to acknowledge the assistance I have received in the compilation of this Report from the clerical staff.

I have the honour to be,

Your obedient Servant,

J. S. COOKSON,

*County Medical Officer.*

1947.

**COUNTY STAFF.***County Medical Officer of Health :*

SIDNEY W. SAVAGE, M.A., M.D., D.P.H. (Resigned 31/8/46).  
 J. S. COOKSON, M.A., M.D., D.P.H., Barrister-at-Law (Appointed  
 1/12/46).

*Deputy County Medical Officer :*

I. F. MACKENZIE, M.D., D.P.H., D.T.M.&H. (Resigned 31/12/46).

*Clinical Tuberculosis Officer and Medical  
 Superintendent, Nieuport Sanatorium :*

T. V. R. PHILIP, M.B., D.P.H.

*Medical Superintendent, County Council Hospital, Hereford :*

PAT. BROWN, M.M.S.A., M.R.C.S., L.R.C.P.

*Assistant County Medical Officers of Health and Assistant  
 School Medical Officers :*

HUGH F. GREEN, M.B., B.Ch., D.P.H. (demobilised August, 1946)

WILLIAM HOGG, M.B., B.S., D.P.H.

MARY MCKELVIE, M.B., Ch.B.

*Supervisor of Midwives and Superintendent of Nurses :*

MISS B. SHENTON, M.B.E., S.R.N., S.C.M.

*Deputy Supervisor of Midwives and Superintendent of Nurses :*

MISS F. M. TOMBS, S.R.N., S.C.M.

*Assistant Supervisor of Midwives and Superintendent of Nurses :*

MISS E. D. STILL, S.R.N., S.C.M. (appointed 1/4/46)

*Health Visitors and Midwives :*

The staff of 50 nurses carry out midwifery and Health Visitors duties in addition to District Nursing. Two nurses are acting as Health Visitors only.

*Teachers of the Blind :*

MRS. E. M. ANGIER.                      MRS. E. PRITCHARD.

**CLERICAL STAFF.***Chief Clerk :*

L. A. NICHOLLS, C.R.S.I.

The reorganised staff includes a chief clerk, four grade II clerks, two clerical grade and seven general division clerks together with one general division clerk in Leominster and one in Ross Area Medical Officer's office.

### DISTRICT MEDICAL OFFICERS OF HEALTH.

Bromyard U.D.C.	}	DR. HUGH F. GREEN (demobilised August, 1946)
"          R.D.C.		
Kington U.D.C.		
"          R.D.C.		
Leominster Borough		
Leominster and Wigmore R.D.C.		
Weobley R.D.C.		
Dore & Bredwardine R.D.C.	}	DR. WILLIAM HOGG.
Ledbury U.D.C.		
Ledbury R.D.C.		
Ross-on-Wye U.D.C.		
Ross & Whitchurch R.D.C.		
Hereford City     ...     ...     ...		DR. E. DUNBAR TOWNROE.
Hereford R.D.C.	}	DR. R. WOOD POWER (demobilised July, 1946)



<i>D. N. A.</i>	<i>Name of Nurse.</i>	<i>Qualifications.</i>	<i>Address.</i>	<i>Telephone No.</i>
Almeley & Eardisley Bishops Frome Bodenham	Miss Daisy M. A. Goodday Miss Marion Daniel Miss Mildred Shepherd	S.C.M. S.C.M. S.R.N., S.C.M., Queens Nurse, H.V. Cert.	The Nurse's Cottage, Almeley The Firlands, Bishops Frome Crawshay Cottage, Bodenham	Eardisley 257. Munderfield 13. Bodenham 60.
Brimfield	Miss Constance E. Lee	S.R.N., S.C.M., Queens Nurse	The Haven, Brimfield	Brimfield 236.
Bromyard I	Miss Winifred Wilson	S.R.N., S.C.M. Queens Nurse	Bishell House, Linton Lane, Bromyard	Bromyard 127.
Bromyard II. Bromyard III.	Mrs. Powell-Tuck Miss Edna Passey	S.C.M. S.R.N., S.C.M., Queens Nurse	Rowden Mill House, Bromyard 1, Mount Pleasant, New Road, Bromyard	Bromyard 69. Bromyard 122.
Colwall Cradley Croft	Miss Ann E. Price Miss Dorothy A. Boucher Miss Lilian M. Green	S.C.M. S.C.M. S.R.N., S.C.M. Queens Nurse, H.V. Cert.	White Cottage, Colwall The Aylings, Cradley, Malvern The Haven, Brimfield	Colwall 285. Ridgeway Cross 36. Brimfield 236.
Dilwyn Docklow Fownhope	Miss May Norman Miss Margaret M. Baldwin Miss Alma M. Park	S.C.M. S.C.M. S.R.N., S.C.M., Queens Nurse	Nurse's Cottage, Dilwyn Rosemead, Pudleston, Leominster 2, Belle Vue, Bartestree	Weobley 43. Steens Bridge 233. Bartestree 34.
Holmer, Canon Pyon & Wellington I. II. Kings Caple	Miss Eunice M. Monkley Mrs. Daisy M. Howard Miss Bessie Sonley	S.R.N., S.C.M., Queens Nurse. S.C.M. S.R.N., S.C.M., Queens Nurse	Laystone Villa, Marden Fairview, Canon Pyon Edwins Mere Cottage, Penault, Kings Caple Street Court, Kingsland	Sutton St. Nicholas 227. Canon Pyon 249. Carey 41.
Kingsland & Wigmore I. " II. " "	Miss Doris R. Laverty II. Mrs. Dorothy Stevens	Queens Nurse, Health Visitors Certificate S.R.N., S.C.M., Queens Nurse, Health Visitors Certificate	Nurse's Cottage, Ludlow Road, Brampton Bryan, Bucknell, Salop	Eardisland 2. Bucknell 236

<i>D. N. A.</i>	<i>Name of Nurse.</i>	<i>Qualifications</i>	<i>Address.</i>	<i>Telephone No</i>
Kington I	Miss Ann Mullany	S.R.N., S.C.M. Queens Nurse	3, Hatton Gardens, Kington	Kington 79.
Kington II	Miss Ellen M. Scott	S.R.N., S.C.M., Queens Nurse	3, Hatton Gardens, Kington	Kington 79.
Ledbury I	Miss Winifred Bradley	S.R.N., S.C.M., Queens Nurse, Health Visitors Certificate	Casterbridge, Knapp Lane, Ledbury	Ledbury 184.
Ledbury II	Miss Elfrida C. Williams	S.R.N., S.C.M., Queens Nurse, Health Visitors Certificate	Casterbridge, Knapp Lane, Ledbury	Ledbury 184.
Leintwardine	Miss Grace Ottley	S.R.N., S.C.M., Queens Nurse	c/o Miss May, Church House, High Street, Leintwardine	(Messages) Leintwardine 240.
Leominster I.	Miss Phyllis E. Hicks	S.R.N., S.C.M., Queens Nurse	18, Church Street, Leominster	Leominster 172.
" II.	Miss Elsie Bradley Miss Olive R. Jones	S.R.N., S.C.M., S.R.N., S.C.M., Queens Nurse, H.V. Cert.	12, Caswell Road, Leominster c/o Mrs. Barnadiston, Barnithon Court, Llangarron	Leominster 194. Llangarron 24.
Longtown and Michaelchurch	Miss Hazel James	S.R.N., S.C.M., Queens Nurse	Bryn View, Longtown	(Messages) Longtown 1.
Lugwardine	Miss Jane Park	S.R.N., S.C.M.	2, Belle Vue, Bartestree	Bartestree 34.
Madley	Miss Mary Cockshoot	S.R.N., S.C.M., Queens Nurse, Health Visitors Certificate	Frogmore Cottage, Madley	Madley 268.
Madley, Pontrilas	Vacancy			
Ocle Pychard I	Mrs. Edith J. Jones	S.C.M.	The Moorfields, Ocle Pychard	Burley Gate 237.
Ocle Pychard II	Miss G. M. Smith	S.R.N., S.C.M., Queens Nurse	Hollington House, Felton, Preston Wynne	Burley Gate 233.
Pembridge	Miss M. E. Bartlett	S.R.N., S.C.M., Queens Nurse	East Street, Pembridge	Pembridge 42.
Perrystone	Miss Marion Davies	S.R.N., S.C.M., Queens Nurse, H.V. Cert.	Upton House, Upton Bishop	Upton Bishop 205.

<i>D. N. A.</i>	<i>Name of Nurse.</i>	<i>Qualifications.</i>	<i>Address.</i>	<i>Telephone No.</i>
Peterchurch and Vowchurch	Miss Florence Asplin	S.R.N., S.C.M., Queens Nurse, Health Visitors Certificate	Jubilee Bungalow, Peterchurch	Peterchurch 269.
Pontrilas	Miss Mabel Cooke	S.C.M.	Lion Row, Pontrilas	Pontrilas 202.
Putley	Mrs. Gwen M. Jones	S.C.M.	Brick Cottage, Aylton, Ledbury	Trumpet 67.
Ross I.	Miss M. Price	S.R.N., S.C.M., Queens Nurse, Health Visitors Certificate	20, Smallbrook Rd., Ross-on-Wye	
" II.	Miss Hilda Place	S.R.N., S.C.M., Queens Nurse, Health Visitors Certificate	25, Middleton Avenue, Ross- on-Wye	Ross 317
" III.	Miss Annie B. Wake	S.C.M.	25, Middleton Avenue, Ross	Ross 317.
" IV.	Miss M. Powell	S.C.M.	Hillcroft, Ryeford, Ross	Lea 63.
St. Weonards	Miss Annie Harris	S.C.M.	The Stores, Orcop	Wormelow 16.
South Wye	Miss Gladys Miles	S.R.N., S.C.M., Queens Nurse, H.V. Cert.	Callow Farm, Callow, Hereford	Belmont 237.
Stoke Edith	Miss Jean Hay	S.C.M.	The Willows, Tarrington	Tarrington 237.
Upper Wyeside I.	Miss Margaret F. Molony	S.R.N., S.C.M., Queens Nurse	Talymaes, Kings Acrc Road, Hereford	Hereford 3427.
" II.	Mrs. Frances M. Payne	S.R.N., S.C.M., Queens Nurse	Dawe Cottage, Moccas, Hereford	Moccas 49.
Walford	Mrs. Annie E. Hill	S.R.N., S.C.M.	Nurse's Bungalow, Howle Hill, Coughton, Ross	Ross 314.
Weobley	Mrs. Mary Macgregor	S.C.M.	Hereford Road, Weobley	Weobley 25.
Whitney-on-Wye	Miss Doris E. Tate	S.R.N., S.C.M., Queens Nurse, Health Visitors Certificate	The Bage, Dorstone	Clifford 215.
Wormelow	Miss Olga Zappelloni	S.R.N., S.C.M., Queens Nurse H.V. Cert.	Callow Farm, Callow, Hereford	Belmont 237.

DISTRICT.	1943			1944			1945			1946		
	Live Births	Deaths	Pop.	Live Births	Deaths	Pop.	Live Births	Deaths	Pop.	Live Births	Deaths	Pop.
<b>URBAN</b>												
Bromyard	34	27	1730	25	33	1667	23	18	1606	27	24	1543
Hereford City (M.B.)	606	396	28890	631	383	28600	583	388	30510	642	348	31370
Kington	24	27	2029	44	27	1893	35	26	1972	33	28	1986
Ledbury	61	49	3622	57	48	3448	52	43	3321	81	57	3404
Leominster (M.B.)	105	90	5899	120	71	5778	99	81	5862	121	90	5941
Ross	101	60	5030	100	88	4744	74	81	4649	100	81	4776
Total Urban Districts	931	649	47200	977	650	46130	866	637	47920	1004	628	49020
<b>RURAL.</b>												
Bromyard	143	81	7591	144	88	7294	140	95	7382	149	84	7084
Dore and Bredwardine	142	119	7656	147	101	7401	132	90	7361	*161	90	7441
Hereford	275	181	16240	253	195	16080	239	171	13340	269	181	13710
Kington	82	53	5350	96	69	5054	86	66	4655	96	68	4685
Ledbury	153	108	9068	173	90	8629	142	99	8334	180	111	8541
Leominster and Wigmore	181	147	10650	216	135	10440	167	148	9844	204	142	9989
Ross & Whitchurch	196	152	12180	229	165	11950	207	154	11650	220	166	11790
Weobley	102	83	6665	126	68	6422	91	76	6194	129	77	6110
Total Rural Districts	1274	924	75400	1384	911	73270	1204	899	68760	1408	919	69350
TOTAL	2205	1573	122600	2361	1561	119400	2070	1536	116680	2412	1547	118370

## ENGLAND AND WALES.

	1943	1944	1945	1946
Live Births	683,213	744,843	685,273	819,894
Deaths*	501,464	492,176	488,108	492,088
Population	40,745,000 approx. R.G. estimates.			

\*Deaths including non-civilian deaths registered in this Country.

## MATERNITY AND CHILD WELFARE.

The County Council is responsible for the administration of the Midwives' Act, and the area administered covers the whole County.

The County Council is responsible for administering the Maternity and Child Welfare Sections of the Public Health Act and the administration covers the County with the exception of the City.

In the following pages the term "County" means the whole of the County, and the term "County M. & C.W. Area" means the County less the City.

The following is a summary of statistics relating to Maternity and Child Welfare Services :—

	1944		1945		1946	
	<i>County M. C. W. Area</i>	<i>County</i>	<i>County M. C. W. Area</i>	<i>County</i>	<i>County M. C. W. Area</i>	<i>County</i>
Population ...	90,800	119,400	86,170	116,680	87,000	118,370
Live Births :						
Legitimate (M)	805	1088	704	966	835	1141
(F)	763	1055	603	844	742	1017
(T)	1568	2143	1307	1810	1577	2158
Illegitimate (M)	84	112	102	139	104	136
(F)	78	106	78	121	89	118
(T)	162	218	180	260	193	254
Total Live Births	1730	2361	1487	2070	1770	2412
Still Births :						
Legitimate (M)	19	29	16	21	17	26
(F)	12	18	20	23	18	25
(T)	31	47	36	44	35	51
Illegitimate (M)	1	2	3	5	1	5
(F)	2	2	5	5	—	—
(T)	3	4	8	10	1	5
Total Still Births	34	51	44	54	36	56
No. of Infant Deaths ...	67	93	60	87	61	83
No. of Maternal Deaths ...	1	5	4	8	2	4
Due to Sepsis ...	0	3	1	2	—	—
Due to other causes ...	1	2	3	6	2	4

	1943			1944			1945			1946		
	County M.C.W. Area	County	Eng. & Wales	County M.C.W. Area	County	Eng. & Wales	County M.C.W. Area	County	Eng. & Wales	County M.C.W. Area	County	Eng. & Wales
Live Birth Rate ...	17.0	17.98	16.5	19.05	19.77	17.6	17.3	17.7	16.1	20.3	20.3	19.1
Still Birth Rate ...	30.3	33.3	30	19.27	21.14	28	25.4	28.7	28.0	20.3	23.2	27.9
Illegitimacy Birth Rate ...	85.5	82.0	63	93.64	92.3	72	121.0	125.6	92.0	107.4	104.9	65
Infantile Mortality Rate	53.1	52.6	49	38.7	39.4	46	40.3	42.0	46	34.4	34.4	43
Maternal Mortality Rate	2.43	3.05	2.3	0.56	2.07	1.94	2.61	3.77	1.79	1.1	1.6	1.43
Crude Death Rate	12.5	12.8	12.1	12.97	13.07	11.6	13.32	13.16	11.4	13.78	13.06	11.5

**MIDWIVES.**

At the end of 1946 the number of Midwives who had notified their intention to practice in the County was 120 and these were distributed as follows :—

1. DOMICILIARY—	(a) District Nurse Midwives	...	...	50
	(b) Village Nurse Midwives	...	...	22
	(c) Independent	...	...	6
	(d) Midwives living in adjacent Counties and taking occasional cases in Herefordshire	...	...	9
	(e) Practised in an Emergency	...	...	—
				87
				—
2. INSTITUTIONS—	(f) Hospitals	...	...	17
	(g) P.A.I.s	...	...	8
	(h) Nursing Homes	...	...	8
	(i) Ante-Natal Hostel	...	...	—
				33
				—
	Grand Total	...	...	120

## SUPERVISION OF MIDWIVES :

Routine Visits	...	...	...	...	37
Special Visits	...	...	...	...	5
“ Medical Aid ” requests by Midwives	...	...	...	...	669

## NOTIFICATION FROM MIDWIVES :

Stillbirths	...	...	...	...	17
Last Offices	...	...	...	...	22
Suspected liability to be a source of infection	...	...	...	...	28
Artificial feeding of infants	...	...	...	...	49
Deaths of infants	...	...	...	...	11
Deaths of Mothers	...	...	...	...	—

Temporary suspension of Midwives due to liability of being a source of infection ... .. 15





**HOME HELPS.**

During 1946, Home Helps were employed as follows :—

Number employed whole time ...	1	1	1	1	17	7	1	2
Number of days of service ...	7	9	10	12	13	14	20	28

Rate of payment : £2 10s. 0d. per week, full-time.

£1 5s. 0d. per week, half-time.

Reclaim is made from patients in accordance with the approved scale.

**GENERAL PRACTITIONERS' ANTE-NATAL AND POST-NATAL SCHEME.**

	<i>County M. &amp; C.W. Area.</i>	
	<i>Ante-Natal.</i>	<i>Post-Natal.</i>
Number of patients examined ...	787	338
Number of examinations ...	1144	339

**HOSPITALISATION OF MATERNITY CASES.**

It is the policy of the County Council that Maternity cases for which they are responsible should as far as possible be attended by domiciliary midwives in their homes, but provision is made for the hospitalisation of cases considered to be complicated or cases whose homes are unsuitable for domiciliary midwifery. The number of cases admitted to the County Council Hospital and Herefordshire General Hospital are shown in the following tables. The number of cases admitted privately to the Herefordshire General Hospital are also shown.

	COUNTY COUNCIL HOSPITAL				Total	HEREFORDSHIRE GENERAL HOSPITAL.			
	<i>Normal</i>		<i>Complicated</i>			<i>Complicated</i>	<i>Normal or Complicated</i>	Total	
	<i>County</i>	<i>City</i>	<i>County</i>	<i>City</i>					<i>County</i>
Cases where Child was born in Hospital* ...	317	134	152	33	636	—	—	192	192
Cases where Child was not born in Hospital† ...	21	—	—	—	21	—	—	—	—

\*Multiple births only counted as one in this table.

†Cases admitted in pregnancy and subsequently having their baby in hospital are only shown in the top column of this table.

Neither column includes cases admitted to the Herefordshire General Hospital for puerperal sepsis.

The term "normal" and "complicated" means the heading under which arrangements were made for admission. A certain number of cases booked as normal subsequently became complicated.

Ambulances when needed are arranged.

### PUERPERAL PYREXIA.

	<i>County M. &amp; C.W. Area.</i>	<i>County.</i>
Notifications ... ..	7	20
Treated in Hospital ... ..	4	13

### PUBLIC ASSISTANCE INSTITUTION MATERNITY.

	<i>Cases.</i>	<i>Beds.</i>
Leominster ... ..	25	2
Ross ... ..	26	3
Bromyard ... ..	2	2
Kington ... ..	9	1
Total ... ..	62	8

### MATERNITY HOMES.

	<i>No. of Homes on Register 31.12.46</i>	<i>Maternity Beds as at 31.12.46</i>	<i>Births during 1946</i>
Hereford City ... ..	2	7	119
Ross Urban ... ..	2	8	42

## DENTAL SCHEME FOR EXPECTANT AND NURSING MOTHERS.

The following table shows the number of patients who completed treatment before the 31st of December, 1946.

	<i>Expectant Mothers</i>		<i>Nursing Mothers</i>	<i>Total</i>
	<i>Doctors' Cases</i>	<i>Midwives Cases</i>		
*1943	0	11	18	29
1944	5	26	43	74
1945	6	35	37	78
1946	9	32	49	90

\*Scheme commenced April 1st, 1943.

## CHILD WELFARE.

Babies are visited by the midwives for at least 14 days after they are born. At the end of the 14th day until the end of the first year they are visited at least once a month by the Health Visitor who is usually the same Nurse as the Midwife.

If any abnormality is suspected by the Midwife, a general medical practitioner may be called in to the baby under the Midwives' Acts, up to the 28th day after the birth.

## OPHTHALMIA NEONATORUM.

	<i>County M.&amp;C.W. Area.</i>	<i>County.</i>
Notifications ... ..	4	8
Cases admitted to Victoria Eye Hospital ... ..	4	8
No. of cases in which permanent damage to eyes occurred ...	0	0

## INFANTILE MORTALITY RATE.

The following table is of interest; it shows the infantile mortality rate in the County M. & C.W. Area, the whole County and England and Wales during the last nine years. This table is calculated on Registrar General's figures.

Year	COUNTY			COUNTY M.&C.W. AREA			England & Wales Rate per 1000 Live Births
	Live Births	Deaths under 1	Rate per 1000 Live Births	Live Births	Deaths under 1	Rate per 1000 Live Births	
1938 ...	1633	70	43	1221	52	43	53
1939 ...	1676	71	42	1291	54	41	50
1940 ...	1826	107	58	1399	77	55	56
1941 ...	1953	133	69	1427	94	65	59
1942 ...	2156	95	44	1571	68	43	49
1943 ...	2205	116	53	1599	85	53	49
1944 ...	2361	93	39.4	1730	67	38.7	46
1945 ...	2070	87	42	1487	60	40.3	46
1946 ...	2412	83	34.4	1770	61	34.4	43

### CHILD LIFE PROTECTION AND P.A. BOARDED OUT.

The County Health Department is responsible for carrying out certain duties under the Child Life Protection Section of the Public Health Act, 1936, in the County M. & C.W. Area. The Social Welfare Department board out children in the whole County and their homes are visited and supervised by the County Health Department.

The following table shows the number of foster mothers and children in the two schemes :—

	No. of Foster Mothers Approved during 1946	No. of Foster Mothers on register at end of 1946	No. of children placed on register in 1946	No. of children on register at end of 1946	Notifications of deaths of children	First Visits	Subsequent Visits
Child Life Protection	10	12	11	14	Nil.	11	65
P.A. Boarded Out	4	16	9	18	Nil.	11	125

## THE CARE OF THE ILLEGITIMATE CHILD (CIRCULAR 2866)

January 1

CASES REFERRED BY		No. of Cases			Year of Birth								
		Single	Married	Total	1947	1946	1946	1945*	1944	1943	1940	1939	1937
County Health Department	County Council Hospital ... ..	35	1	36	—	36	*2	—	*1	—	—	—	—
	County Nursing Supt. ... ..	5	1	6	—	6	—	—	—	—	—	—	—
	District Nurse/H. Visitor	6	1	7	—	7	*2	—	—	—	—	—	—
	County Cases from City A.N. Clinic ... ..	2	—	2	—	2	—	—	—	—	—	—	—
Social Welfare Department ... ..	6	2	8	—	5	*4	1	1	—	—	1	—	
Clergy ... ..	2	1	3	—	3	—	—	—	—	—	—	—	
Probation Officers ... ..	4	4	8	2	5	*1	—	1	—	—	—	—	
London Societies ... ..	7	—	7	2	4	*1	—	—	1	—	—	—	
A.T.S. ... ..	4	—	4	2	2	—	—	—	—	—	—	—	
W.A.A.F. ... ..	3	—	3	1	2	*1	—	—	—	—	—	—	
N.A.A.F.I. ... ..	1	—	1	—	1	—	—	—	—	—	—	—	
W.L. Army ... ..	2	1	3	1	2	—	—	—	—	—	—	—	
Labour Exchange ... ..	1	—	1	—	1	—	—	—	—	—	—	—	
Welfare Workers ... ..	16	3	19	—	13	*3	3	1	—	1	—	1	
Private Medical Practitioners	5	—	5	4	1	*1	—	—	—	—	—	—	
Others ... ..	19	4	23	3	16	*3	4	—	—	—	—	—	
<b>TOTAL ... ..</b>	<b>118</b>	<b>18</b>	<b>136</b>	<b>15</b>	<b>106</b>	<b>18</b>	<b>8</b>	<b>4</b>	<b>1</b>	<b>1</b>	<b>1</b>	<b>1</b>	

\*Cases referred in 1945.

152 New Cases in 1946 including 16 F.M. Applications.

154 Old Cases received after-care.

1427 Visits were made.

398 Interviews given at the Worker's Office.

## COUNTY MATERNITY AND CHILD WELFARE AREA.

December 31st, 1946.

M. of Health Hostel	Sent to				Grants from				Payments by			Work for		Other details					Mothers Foster	
	Public A. Institution	The Haven	Children's Home	Foster Mother	S.S.A.H.S.	W.L. Army	C. of E.C. Society	Social Welf. Dept.	Affiliation Order	Private Agreement	Girls for Expenses	Girls and Exp. Mothers	Mother with Baby	Given Clothes	Married P. Father	Married	Baby died	Child adopted	Obtained	Refused
		1	1	1						6		3	11	2	6	2	3			3
	1							1				1	1			1	1			1
	1						1					1	3		1					
		1	2																	
							1	2		2	1		4			1				
	1	1	2	1					1		1				1					
									1				2	1	2	3	1	2		1
	1		1							1	1						1			
	1			1			1					1	1				1			
		1																		
						1					2	1	1							1
	1	1	2			1	1	2		2	1				2	1	1			
				1			2	2			1		2				1			2
2	1		1	1	4	1	2	2	2	3	5	2	5			1	1	2		4
5	6	5	8	4	4	3	3	9	7	14	10	10	31	3	12	10	10	4		12

**CHILD WELFARE CENTRES.**

There are nine centres in the County M. & C.W. Area, the attendances are as follows :—

			<i>Under 1 year.</i>		<i>1—5 years.</i>
Ross	...	...	448	...	117
Pontrilas	...	...	11	...	53
Kington	...	...	279	...	52
Dilwyn	...	...	62	...	120
Ledbury	...	...	327	...	333
Bromyard	...	...	217	...	29
Weobley...	...	...	41	...	27
Colwall	...	...	142	...	49
Leominster	...	...	1004	...	226
			—		—
			2531	...	1006
			—		—
Grand Total	...	...		3537	

**PRE-SCHOOL ORTHOPAEDIC CASES ADMITTED TO OSWESTRY.**

<i>Diagnosis.</i>			<i>Sex.</i>	<i>Age in years.</i>
Hammer Toes	...	...	F.	4
Club Foot	...	...	F.	1
Club Foot	...	...	M.	1
Fractured Tibia	...	...	M.	3
Deformed Thumb	...	...	F.	4
Club Foot	...	...	M.	3 months

**COUNTY COUNCIL HOSPITAL.**

This Hospital has a total of 476 beds and is available for general civilian and E.M.S. patients. There are special Departments for Tuberculosis, Maternity, Physiotherapy, Occupational Therapy and V.D., about which further statistics are given in other parts of this report.

During 1946 the Hospital has continued to give good service to the public and the number of patients admitted from the County is continually increasing.

**1st January 1946 to 31st December, 1946.**

	<i>Total.</i>	<i>Ministry.</i>	<i>Non- Ministry</i>
Patients admitted ... ..	3472	339	3133
"    discharged ... ..	3497	383	3114
Deaths ... ..	237	1	236
Operations performed ... ..	777	106	671
Major	196	32	164
Minor	581	74	507
Total number of patient days	65890		

The admission of Maternity cases and births in the hospital are not included in the above table and are shown on page 14.

Number of Patients in Hospital on 31st December, 1946 :—

City Maternity Cases ... ..	6
County Maternity Cases ... ..	35
Public Assistance Cases ... ..	8
Medical and Surgical	
Public Health Cases ... ..	110
E.M.S. ... ..	7
Vacant beds ... ..	310

The present Medical Staffing is as follows :—

Medical Superintendent.

One Deputy Medical Superintendent.

Four Assistant Medical Officers.

Visiting Medical personnel attend regularly on a sessional basis. Two surgeons, one E.N.T. surgeon and radiologist have part-time appointments at £500 per annum.

The Clinical Tuberculosis Medical Officer, the Consulting Radiologist, and the V.D. Medical Officer also visit the Hospital.

### TRAINING SCHOOL FOR NURSES.

The Hospital is a preliminary and a full general training school for male and female nurses.



## TUBERCULOSIS.

The following Tables shew the incidence of the Disease in the County over the last six years :—

### PRIMARY NOTIFICATIONS.

	1941				1942				1943				1944				1945				1946			
	M	F	C	T	M	F	C	T	M	F	C	T	M	F	C	T	M	F	C	T	M	F	C	T
Pulmonary	53	38	3	94	47	39	8	94	62	58	19	139	58	52	18	128	46	47	26	119	65	52	12	129
Non-Pulmonary	14	15	26	55	5	20	17	42	7	12	25	44	6	13	9	28	7	14	23	44	6	18	16	40
Totals	149				136				183				156				163				168			

### NO. OF DEFINITE CASES ON CLINIC REGISTER.

	1941				1942				1943				1944				1945				1946			
	M	F	C	T	M	F	C	T	M	F	C	T	M	F	C	T	M	F	C	T	M	F	C	
Pulmonary	110	105	5	220	122	118	7	247	147	142	20	309	203	167	34	404	229	195	36	460	255	193	43	491
Non-Pulmonary	36	52	61	149	35	64	62	161	40	69	69	178	40	74	58	172	44	84	65	193	54	94	61	219
Totals	369				408				487				576				653				710			

### DEATHS.

	1941				1942				1943				1944				1945				1946			
	M	F	C	T	M	F	C	T	M	F	C	T	M	F	C	T	M	F	C	T	M	F	C	T
Pulmonary	29	19	3	51	17	21	2	40	38	26	2	66	20	27	3	50	44	18	1	63	33	30	2	65
Non-Pulmonary	4	3	7	14	4	1	6	11	2	3	10	15	4	7	5	16	7	2	12	21	2	7	8	17
Totals	65				51				81				66				84				82			

TUBERCULOSIS MORTALITY						
DEATH RATE PER 1,000 POPULATION.						
	<i>Respiratory</i>		<i>Non-Respiratory</i>		<i>Total</i>	
	<i>County</i>	<i>Eng. and Wales</i>	<i>County</i>	<i>Eng. and Wales</i>	<i>County</i>	<i>Eng. and Wales</i>
1941...	.383	.570	.105	.121	.48	.692
1942...	.314	.506	.086	.110	.4	.616
1943...	.538	.515	.122	.104	.66	.619
1944...	.410	.485	.134	.098	.552	.583
1945...	.540	.520	.180	.100	.720	.620
1946...	.541	.46	.141	.08	.682	.54

#### TUBERCULOSIS CLINIC.

Clinics are held at the Herefordshire County Council Hospital on Mondays, from 2.30-4.30 p.m. (for City cases only), and Wednesdays and Saturdays from 10.30 a.m. to 12.30 p.m.

712 new cases attended the Clinic in 1946 and the total number of attendances was 2,192. For comparison, the number seen at the Clinics in 1939 was :—

244 new patients and 739 total attendances.

The increase in the number of persons seen nowadays is largely due to a keener awareness of the ubiquity and infectiousness of the disease so that more suspects and contacts come for examination. While only about one in fifteen "new attendances" is found to have tuberculosis, it is a tragedy that provision for treatment has not kept pace with the demand and newly discovered cases must wait months for a bed.

#### TUBERCULOSIS BEDS AT NIEUPORT SANATORIUM AND COUNTY COUNCIL HOSPITAL.

The number of beds is :—

Nieuport Sanatorium—Adults 43, Children 28.

County Council Hospital—Adults 12.

Adult beds were kept permanently in use. The domestic situation was perhaps slightly easier, but the nursing situation rather more difficult than formerly. Sustained effort was required and was heroically given by most of the Staff. No beds have been closed, though a shortage of nurses may demand this at any time.

Of a total of 60 adults admitted to Nieuport Sanatorium 18 were from H.M. Forces.

Six patients died at the Sanatorium and 26 at the County Council Hospital. The type of case at the latter was, on the whole, more advanced.

TABLE OF ADMISSIONS AND DISCHARGES (ADULTS).

	Non-Pul. Tubercle		Observation		T.B.—		T.B.+1		T.B.+2		T.B.+3		Total		
	M.	F.	M.	F.	M.	F.	M.	F.	M.	F.	M.	F.	M.	F.	T.
ADMITTED TO Niueport ... ..	—	—	2	—	5	3	6	6	17	15	4	2	34	26	60
T.B. Beds at County Council Hospital ...	4	10	12	4	8	10	—	3	5	11	15	7	44	45	89
DISCHARGED FROM Niueport ... ..	—	—	2	—	8	4	8	4	13	16	8	3	39	27	66
T.B. Beds at County Council Hospital ...	6	13	10	2	9	13	—	2	4	11	12	12	41	53	94

## AGES OF PATIENTS ADMITTED.

<i>Ages.</i>	NIEUPORT SANATORIUM.			COUNTY COUNCIL HOSPITAL.		
	<i>Males.</i>	<i>Females.</i>	<i>Total.</i>	<i>Males.</i>	<i>Females.</i>	<i>Total.</i>
Under 16 ...	—	1	1	8	7	15
16-20 ...	4	2	6	—	4	4
21-30 ...	19	15	34	9	20	29
31-40 ...	8	4	12	7	8	15
41-50 ...	3	3	6	9	5	14
51-60 ...	—	1	1	8	1	9
Over 60 ...	—	—	—	3	—	3
	—	—	—	—	—	—
	34	26	60	44	45	89
	—	—	—	—	—	—

The average length of stay at the Sanatorium of adults was :—  
Male, 198 days ; Female, 245 days.

The figures in the above table show no significant variation from 1945. Adverse home conditions still necessitated unduly long retention in the sanatorium of too many chronic cases to the exclusion of hopefully treatable cases awaiting admission, though the latter were given priority whenever possible.

As formerly the age group 20-30 formed over 50% of admissions to the Sanatorium. The Disabled Persons Employment Act, 1944, has been helpful in finding suitable employment for ex-patients.

The number of patients in the Sanatorium on December 31st, 1946, was 64, compared with 67 on December 31st, 1945.

## SPECIAL TREATMENT OF PULMONARY TUBERCULOSIS.

During 1946, 15 Artificial Pneumothoraces were induced at the Sanatorium and the following operations performed at the County Council Hospital by E. Wynne Edwards, Esq, F.R.C.S., Visiting Thoracic Surgeon, and by A. L. d'Abreu, Esq., O.B.E., F.R.C.S., who succeeded him during the summer: 9 Adhesiotomies and 11 Phrenicectomies.

Difficulty in freeing beds at the County Hospital prevented a greater use of operative treatment.

### CHILDREN AT NIEUPORT SANATORIUM.

Number of beds—28.

TABLE OF ADMISSIONS AND DISCHARGES.

		<i>Obs.</i>	<i>Early Pul. Tub.</i>	<i>Non- Pul. Tub.</i>	<i>Total.</i>
ADMITTED	Boys	11	3	4	18
	Girls	14	8	5	27
	Total	25	11	9	45
DISCHARGED	Boys	<i>Non. Tub.</i> 17	3	4	24
	Girls	11	7	2	20
	Total	28	10	6	44

The number of children notified as Tuberculous at discharge was 16 out of a total of 44. The average weight gain was 8 lbs. as in 1945, and the open-air life and schooling again benefited the majority.

### SHELTERS.

At the end of 1946, 40 shelters were in use.

### EXTRA NOURISHMENT.

During 1946, grants for Extra Nourishment were made to 26 patients.

**THE ROBERT JONES AND AGNES HUNT ORTHOPAEDIC  
HOSPITAL, OSWESTRY.**

**Diagnosis of Tuberculosis Cases treated during the year 1946.**

	<i>Admitted during 1946</i>			<i>Admitted previous to 1946</i>		
	<i>M.</i>	<i>F.</i>	<i>Total</i>	<i>M.</i>	<i>F.</i>	<i>Total</i>
Under 16 :						
Tuberculosis of the Spine ...	1	—	1	—	—	—
Tuberculosis of knee ...	—	—	—	2	—	2
Tuberculosis of hip joint ...	—	—	—	2	1	3
Over 16 :						
Tuberculosis of the Spine ...	2	2	4	2	5	7
Tuberculosis of knee ...	—	1	1	1	1	2
Tuberculosis of Shoulder ...	—	1	1	—	—	—
Tuberculosis of Hip-joint ...	—	1	1	—	2	2
Tuberculosis of ankle ...	—	—	—	—	—	—
Total ...	3	5	8	7	9	16

**TREATMENT OF LUPUS.**

One lupus case was treated at the Belmont Road Emergency Hospital, Liverpool.

A certain amount of intermediate treatment is given at the County Council Hospital and the Herefordshire General Hospital.

**PUBLIC HEALTH LABORATORY.**

The Laboratory continued under the direction of the Medical Research Council, with Dr. R. Ewart Jones in charge. It forms a unit of the Emergency Public Health Laboratory Service set up by the Ministry of Health on the outbreak of war. One advantage of this is that the Director is regularly in touch with other laboratories in the Service for consultation and for the exchange of information as to the existence of epidemics or cases of infectious disease in other parts of the country.

**ISOLATION HOSPITAL ACCOMMODATION.**

The District Councils are the authorities for provision of this accommodation which is as follows :—

City Council.	<i>Beds.</i>
Tupsley Fever Hospital ... ..	32
Tupsley Small Pox Hospital ... ..	4
Hereford Rural District Council (taking cases from the whole County with the exception of the City).	
Stretton Sugwas Fever Hospital ... ..	43
Bromyard Small Pox Hospital ... ..	6

## INFECTIOUS DISEASE.

	Enteric		Scarlet Fever		Whooping Cough		Diphtheria		Erysipelas		Measles		Pneumonia (acute)		Puerperal Pyrexia		Ophthalmia Neonatorum		Cerebral Spinal Meningitis	
	Notif.	Death	N.	D.	N.	D.	N.	D.	N.	D.	N.	D.	N.	D.*	N.	D.	N.	D.	N.	D.
URBAN DISTRICTS																				
Hereford City	—	—	38	2	22	—	5	—	80	—	14	19	13	—	—	4	—	1	—	—
Bromyard ...	—	—	2	—	—	—	—	—	—	—	4	1	—	—	—	—	—	—	—	1
Kington ...	—	—	—	—	—	—	—	—	1	—	—	—	—	—	—	—	—	—	—	—
Ledbury ...	—	—	1	—	—	—	—	—	—	—	—	2	—	—	—	1	—	—	—	—
Leominster ...	—	—	4	—	1	—	1	—	—	—	8	1	2	—	—	—	—	—	—	—
Ross-on-Wye	—	—	5	—	1	—	1	—	—	—	9	6	3	—	—	—	—	—	—	1
RURAL DISTRICTS																				
Bromyard ...	—	—	3	—	2	1	1	—	16	—	12	3	—	—	—	—	—	—	—	—
Dore and Bredwardine	1	—	8	1	2	—	—	—	5	—	14	4	—	—	—	—	—	—	—	—
Hereford ...	3	—	22	—	4	—	3	—	19	1	61	11	—	—	—	—	—	—	—	—
Kington ...	—	—	7	—	—	—	—	—	5	—	1	1	—	—	—	—	—	—	—	—
Ledbury ...	—	—	7	—	3	—	2	—	78	—	3	7	—	—	—	—	—	—	—	—
Leominster and Wigmore	—	—	22	—	—	—	3	—	2	—	12	5	—	—	—	1	—	—	—	—
Ross and Whitchurch	—	—	72	—	1	—	1	—	4	—	14	7	2	—	—	—	—	—	—	—
Weobley ...	—	—	30	1	2	—	2	—	9	—	16	5	—	—	—	—	—	—	—	—

\* All forms of Pneumonia.

**CANCER.**

DISTRICT (and Estimated Population)	No. of Deaths from Cancer (all forms)	SITE OF CANCER				Other sites
		Buccal Cavity & oesophagus (Male)	Uterus (Female)	Stomach and Duodenum	Breast	
Bromyard Urban (1543) ... ..	4	—	1	1	—	2
Hereford M.B. (31370) ... ..	56	2	3	12	6	33
Kington Urban. (1986) ... ..	4	—	—	1	1	2
Ledbury Urban. (3404) ... ..	6	—	1	1	—	4
Leominster Urban. (5941) ... ..	14	—	—	1	1	12
Ross-on-Wye Urban. (4776) ... ..	5	—	—	2	—	3
Bromyard Rural. (7084) ... ..	11	—	—	3	1	7
Dore and Bredwardine Rural. (7441) ... ..	15	2	2	2	—	9
Hereford Rural. (13710) ... ..	31	2	5	4	2	18
Kington Rural. (4685) ... ..	14	1	—	5	—	8
Ledbury Rural. (8541) ... ..	19	3	—	1	1	14
Leominster and Wigmore Rural. (9989) ... ..	19	2	—	3	5	9
Ross and Whitchurch Rural. (11790) ... ..	26	—	1	3	6	16
Weobley Rural. (6110) ... ..	7	—	—	—	2	5
All Districts. (118370) ... ..	231	12	13	39	25	142



### DIPHTHERIA PROPHYLAXIS.

#### Return for twelve months ending 31st December, 1946.

RECEIVED FROM THE MEDICAL OFFICERS OF HEALTH OF THE COUNTY DISTRICT COUNCILS.

County Area	District	I. No. of children who completed the full course of immunisation in the Authority's Area at any time up to 31st Dec. 1946.	II. Approx. estimated No. of children in the Authority's Area at mid-year 1946	III(a) No. of cases of Diphtheria in children under 15 years of age notified between 1/1/46 and 31/12/46.	III(b) No. of cases included in (a) in which the child is known to have completed the course of Immunisation.	III(c) No. of deaths from diphtheria registered in the Authority's area between 1/1/46 and 31/12/46 of children under 15 years.	No. of Deaths included in (c) in which the child is known to have completed the course of Immunisation.
NORTH	Bromyard Urban	Under 5 5	276	—	—	—	—
	Bromyard Rural	164	709	—	—	—	—
	Kington Urban	101	334	—	—	—	—
	Kington Rural	111	523	—	—	—	—
		Under 5 5	220	—	—	—	—
		373	706				

Leominster Borough	144	461	482	810	—	—	—	—
Leominster & Wigmore R.D.	243	1033	868	1540	—	—	—	—
Weobley Rural	102	601	324	960	—	—	—	—
Ross Urban	154	470	363	630	—	—	—	—
Ross & Whit- church Rural	432	1563	957	1740	—	—	—	—
Ledbury Urban	140	426	274	450	—	—	—	—
Ledbury Rural	325	1037	736	1270	1	—	—	—
Dore and Bredwardine Rural	229	805	683	1240	1	1	—	—
HEREFORD CITY	2038	2437	2350	3960	12	1	—	—
HEREFORD RURAL	270	1307	1090	1980	1	1	—	—

SOUTH

	1941		
	M.	F.	T.
1. Number of cases on 1st January under treatment or observation.	Syphilis 18 Gonorrhoea 8 Undiagnosed or N.V.D. —	11 10 1	29 18 1
2. Number of cases removed from the register during any previous year which returned during the year under report for treatment or observation of the same infection.	Syphilis 1 Gonorrhoea — Undiagnosed or N.V.D. —	1 1	2 1
3. Number of cases dealt with for the first time during the year under report (exclusive of cases under Item 4).	Syphilis 10 Gonorrhoea 38 Undiagnosed or N.V.D. 26	8 25 20	18 63 46
4. Number of cases dealt with for the first time during the year under report known to have received treatment for the same infection, or to have been under observation at other Centres or Service Hospitals or by General Practitioners approved under Ministry of Health Circular 2226.	Syphilis 78 Gonorrhoea 161 Undiagnosed or N.V.D. —	3	81 161
5. Number of cases discharged after completion of treatment and final tests of cure or after diagnosis as non-Venereal.	Syphilis 1 Gonorrhoea 32 N.V.D. 26	— 8 19	1 40 45
6. Number of cases which ceased to attend before completion of treatment.	Syphilis 4 Gonorrhoea 5	5 6	9 11
7. Number of cases which ceased to attend after completion of treatment but before final tests of cure.	Syphilis — Gonorrhoea 9	— 3	— 12
8. Number of cases transferred to other Centres.	Syphilis 65 Gonorrhoea 121 Undiagnosed or N.V.D. —	— 6	65 127
9. Number of cases remaining under treatment or observation on 31st December.	Syphilis 37 Gonorrhoea 40 Undiagnosed or N.V.D. —	18 13 2	55 53 2
10. Number of attendances :— (a) for individual attention of the Medical Officers.	Syphilis 876 Gonorrhoea 760 Undiagnosed or N.V.D. 29	244 193 30	1120 953 59
(b) for intermediate treatment, <i>e.g.</i> , irrigation, dressing.	Syphilis — Gonorrhoea 49 Undiagnosed or N.V.D. —	— 37	— 86
11. In-patients :— (a) Total number of persons admitted for treatment during the year.	Syphilis — Gonorrhoea — Undiagnosed or N.V.D. —	— —	— —
(b) Aggregate number of "in-patient days" of treatment given.	Syphilis — Gonorrhoea — Undiagnosed or N.V.D. —	— —	— —

The figures shown include military cases which nearly  
The total attendances (shown under Section 10) is 2673 and  
During 1946 twelve patients received treatment from their General  
No cases were admitted to

**VENEREAL DISEASES CLINIC, HEREFORD.**

WEDNESDAY, 1.30 P.M. AND 6.0 P.M. FRIDAY, 6 P.M.

1942			1943			1944			1945			1946		
M.	F.	T.	M.	F.	T.	M.	F.	T.	M.	F.	T.	M.	F.	T.
37	18	55	32	24	56	29	24	53	24	45	69	21	38	59
40	13	53	16	16	32	14	12	26	10	20	30	16	14	30
—	2	2	1	2	3	10	4	14	6	10	16	9	6	15
3	—	3	1	—	1	—	—	—	1	—	1	—	1	1
—	1	1	1	2	3	—	—	—	—	1	1	2	—	2
6	15	21	7	14	21	16	33	49	3	27	30	15	29	44
23	46	69	22	20	42	24	50	74	27	32	59	48	17	65
71	35	106	42	66	108	52	89	141	41	105	146	76	88	164
68	2	70	53	1	54	36	6	42	24	9	33	45	7	52
60	1	61	64	3	67	28	1	29	34	1	35	46	1	47
			56	—	56	71	—	71	49	—	49	38	—	38
1	—	1	—	1	1	1	—	1	—	4	4	3	—	3
25	21	46	45	13	58	32	31	63	26	24	50	41	22	63
70	35	105	82	64	146	121	83	204	49	—	49	111	94	205
11	8	19	8	9	17	3	3	6	5	26	31	6	13	19
21	15	36	9	10	19	—	5	5	5	5	10	17	2	19
—	—	—	—	—	—	—	—	—	—	—	—	—	—	—
3	2	5	3	—	3	9	—	9	3	7	10	15	2	17
70	3	73	56	5	61	53	15	68	26	13	39	39	10	49
58	7	65	32	6	38	15	7	22	21	4	25	22	—	22
			7	—	7	6	—	6	14	1	15	12	—	12
32	24	56	29	24	53	24	45	69	21	38	59	33	52	85
16	16	32	14	12	26	10	20	30	16	14	30	17	6	23
1	2	3	10	4	14	6	10	16	9	6	15	7	5	12
791	401	1192	892	518	1410	728	771	1499	378	698	1076	637	862	1499
371	322	693	423	75	498	254	101	355	221	168	389	345	207	552
118	65	183	161	132	293	258	153	411	226	258	484	354	268	622
—	—	—	—	—	—	—	—	—	—	—	—	—	—	—
18	100	118	35	194	229	27	366	393	19	165	184	98	76	174
			—	33	33	—	24	24	—	16	16	—	—	—
1	—	1	1	—	1	2	4	6	—	3	3	—	3	3
2	4	6	—	2	2	1	4	5	5	10	15	2	2	4
												2	2	4
83	—	83	87	—	87	56	95	151	—	43	43	—	33	33
44	43	87	—	92	92	50	87	137	56	73	129	4	10	14
												9	55	64

always only attended for continuation treatment.  
 this figure includes 74 attendances of cases from adjoining Counties.  
 Practitioners by arrangement with the V.D. Clinic.  
 Cleveland House, Wolverhampton.

CAUSES OF DEATH AT DIFFERENT PERIODS OF LIFE IN THE ADMINISTRATIVE COUNTY OF HEREFORD.

CAUSES OF DEATH.	AGGREGATE OF URBAN DISTRICTS.						AGGREGATE OF RURAL DISTRICTS.						Total Urban (all ages)	Total Rural (all ages)	Total Cnty. (all ages)
	0—	1—	5—	15—	45—	65—	0—	1—	5—	15—	45—	65—			
1. Typhoid & Paratyphoid Fevers ...	—	—	—	—	—	—	—	—	—	—	—	—	—	—	—
2. Cerebro spinal Fever ...	—	1	—	—	1	—	—	—	—	—	—	—	—	—	2
3. Scarlet Fever ...	—	—	—	—	—	—	—	—	—	—	—	—	—	—	—
4. Whooping Cough ...	1	1	—	—	—	—	1	1	—	—	—	—	—	2	4
5. Diphtheria ...	—	—	—	—	—	—	—	—	—	1	—	—	—	1	1
6. Tub. of Resp. sys.	—	—	—	14	9	3	1	1	25	10	2	2	39	65	
7. Other Forms of T.B. ...	—	2	2	2	2	—	—	1	3	1	1	8	9	17	
8. Syphilitic diseases ...	—	—	—	—	1	1	—	—	1	3	1	2	5	7	
9. Influenza ...	—	—	1	1	2	11	—	—	—	2	14	15	16	31	
10. Measles ...	—	—	—	—	—	—	—	1	—	—	—	—	1	1	
11. Ac. polio-myl. & polio-enceph	—	—	—	1	—	—	—	—	—	—	—	1	—	1	
12. Ac. inf. enceph. ...	—	—	—	—	—	—	—	—	—	—	—	—	—	—	
13. Cancer of buc. cav. & oesoph. (M) uterus (F)	—	—	—	1	2	4	—	—	—	6	12	7	18	25	
14. Cancer of stomach & duodenum ...	—	—	—	2	4	12	—	—	1	11	9	18	21	39	
15. Cancer of breast ...	—	—	—	1	2	5	—	—	4	4	9	8	17	25	
16. Cancer of all other sites ...	—	—	1	3	17	35	—	1	5	23	57	56	86	142	
17. Diabetes ...	—	—	—	—	—	4	—	—	—	2	3	4	5	9	



**33B NOTIFICATIONS.** 1/1/46 TO 31/12/46.

The number of notifications received during the year ended 31st December, 1946, was 9 : one of these was a double notification : 2 were contacted and attended for treatment at the clinic in Hereford.

**MENTAL DEFICIENCY.****1. Certified Cases.**

The cases certified and treated in institutions on 31st December, 1946, are as follows :—

	<i>M.</i>	<i>F.</i>
Ross Approved Public Assistance Institution ...	21	21
Stoke Park Colony, Bristol ... ..	11	13
Rampton State Institution ... ..	3	—
Moss Side State Institution ... ..	1	1
Hortham Colony, Bristol ... ..	1	1
All Souls' Special School, Hillingdon ... ..	—	1
Royal Earlswood Institution ... ..	1	—
The Home, Everton Terrace, Liverpool ... ..	—	1
Lisieux Hall Institution, Chorley ... ..	1	—
Mount Tabor Institution, Basingstoke ... ..	—	1
Brentry Colony, Bristol ... ..	1	—
<b>Guardianship.</b>		
Hengoed, Glamorgan ... ..	1	—
<b>Licence.</b>		
Redmarley, Agricultural Hostel ... ..	2	—
Bathwick Hostel, Bath ... ..	—	1
	43	40

During the year, 1 male and 1 female have been certified and removed to institutions.

**WELFARE OF THE BLIND.**

	1946	1945	1944	1943
Cases certified during the year ...	32	26	25	28
Transferred from other Counties ...	7	2	8	2
Transferred to other Counties ...	8	9	5	5
Cases de-certified ... ..	—	1	2	3
Deaths of Blind Persons ... ..	16	27	31	31
No. of Blind Persons on Register	283	268	277	282

TRAINING AND EMPLOYMENT

**DIAGNOSIS OF CAUSE OF BLINDNESS (NEW CASES)**

1946 AGE GROUP	Access to Reg.		Cataract	Myopic error	Congenital	Arterio Sclerosis	Ulceration	Diabetes	Old Age	Retinitis	Atrophy	Glaucoma	Syphilis	Albinism	War Injuries	Optic Neuritis	Detachment of Retina	Irido cyclitis	Trauma	Eczematous kerato- conjunctivitis	Disease of nervous system unknown
	Specialist	Gen. Pract.																			
1-5 ...	—	—	—	—	—	—	—	—	—	—	—	—	—	—	—	—	—	—	—	—	—
5-16 ...	—	—	—	—	—	—	—	—	—	—	—	—	—	—	—	—	—	—	—	—	—
16-21 ...	—	—	—	—	—	—	—	—	—	—	—	—	—	—	—	—	—	—	—	—	—
21-40 ...	1	—	—	—	—	—	—	—	—	—	—	—	—	—	—	—	—	—	—	1	—
40-50 ...	—	—	—	—	—	—	—	—	—	—	—	—	—	—	—	—	—	—	—	—	—
50-65 ...	6	—	—	1	—	—	—	1	—	—	1	1	—	—	—	—	1	—	1	—	—
65-70 ...	3	—	1	—	—	—	—	—	—	—	—	—	—	—	—	—	1	—	1	—	—
70 & over	22	—	16	1	—	—	1	—	—	—	—	3	—	—	—	—	—	—	—	—	1
Total ...	32	—	17	2	—	—	1	1	—	—	1	4	—	—	—	—	2	—	2	1	1
1945																					
1-5 ...	1	—	—	—	—	—	—	—	—	—	—	—	—	1	—	—	—	—	—	—	—
21-40 ...	2	—	—	—	—	—	—	—	—	—	—	—	—	—	1	—	—	1	—	—	—
40-50 ...	1	—	1	—	—	—	—	—	—	—	—	—	—	—	—	—	—	—	—	—	—
50-65 ...	4	—	1	1	1	—	—	—	—	—	—	1	—	—	—	—	—	—	—	—	—
65-70 ...	1	—	—	—	—	—	—	—	—	—	—	—	—	—	—	1	—	—	—	—	—
70 & over	17	—	10	1	—	—	—	—	1	1	2	1	—	—	—	—	—	1	—	—	—
Total ...	26	—	12	2	1	—	—	—	1	1	2	2	—	1	1	1	—	2	—	—	—



**TRAINING AND EMPLOYMENT.**

Total Employed	...	...	...	...	...	...	31
Home Workers (included above)	...	...	...	...	...	...	6
Undergoing Industrial Training	...	...	...	...	...	...	1
Trained but Unemployed	...	...	...	...	...	...	5
Unemployable (includes children of school and pre-school age)	...	...	...	...	...	...	233

**CHILDREN OF SCHOOL AGE.**

In Schools for the Blind	...	...	...	...	...	...	3
--------------------------	-----	-----	-----	-----	-----	-----	---

**UNDER SCHOOL AGE.**

Maintained at Home	...	...	...	...	...	...	2
--------------------	-----	-----	-----	-----	-----	-----	---

**OCCUPATION OF EMPLOYED BLIND PERSONS.**

Basket Workers	...	...	...	...	...	...	6
Carpenters and Woodworkers	...	...	...	...	...	...	1
Clerks and Typists	...	...	...	...	...	...	2
Shop-keepers	...	...	...	...	...	...	2
Firewood Workers	...	...	...	...	...	...	1
Mat-makers	...	...	...	...	...	...	3
Poultry-keepers	...	...	...	...	...	...	1
Netting-makers	...	...	...	...	...	...	1
Gardeners	...	...	...	...	...	...	1
Miscellaneous	...	...	...	...	...	...	11
Factory Workers	...	...	...	...	...	...	1
Telephone Operator	...	...	...	...	...	...	1

**UNEMPLOYABLE BLIND PERSONS IN HOME FOR BLIND AND INSTITUTIONS.**

Homes for the Blind	...	...	...	...	...	...	5
Public Assistance Institution	...	...	...	...	...	...	39
Mental Hospitals	...	...	...	...	...	...	17

There are seven St. Dunstan's men in the County. They are under constant supervision by the St. Dunstan authorities. The cases are included in the above tables.