

[Report 1954] / Medical Officer of Health, Hemsworth (Union) R.D.C.

Contributors

Hemsworth (West Yorkshire, England). Rural District Council.

Publication/Creation

1954

Persistent URL

<https://wellcomecollection.org/works/abue6js9>

License and attribution

You have permission to make copies of this work under a Creative Commons, Attribution license.

This licence permits unrestricted use, distribution, and reproduction in any medium, provided the original author and source are credited. See the Legal Code for further information.

Image source should be attributed as specified in the full catalogue record. If no source is given the image should be attributed to Wellcome Collection.



Wellcome Collection
183 Euston Road
London NW1 2BE UK
T +44 (0)20 7611 8722
E library@wellcomecollection.org
<https://wellcomecollection.org>

Library

HEALTH
-1 SEP 56

17

RURAL DISTRICT COUNCIL OF HEMSWORTH

ANNUAL REPORT

of the

MEDICAL OFFICER OF HEALTH

for 1954

~~~~~00000~~~~~


ANNUAL REPORT

of the

SENIOR SANITARY INSPECTOR

for 1954







Medical Officer of Health, Divisional Medical Officer  
and School Medical Officer for W.R.C.C. Services:

## RURAL DISTRICT OF HEMSWORTH

1954/55

## PUBLIC HEALTH COMMITTEE - ALL MEMBERS OF THE COUNCIL

- Cr. Frederick Denton, 1, Hillside Road, Ackworth.  
 Cr. Mrs. Rose Hopwood, 48, Wakefield Road, Ackworth.  
 Cr. Benjamin Anthony Lloyd, 25, Hillside Road, Ackworth.  
 Cr. William Robert Allen, Rogerthorpe Cottages, Badsworth.  
 Cr. George Booker, 1, Park View, Brierley.  
 Cr. George Raymond McQueen, 16, Brierley Road, Grimethorpe.  
 Cr. Norman Stacey, 4, Park Road, Grimethorpe.  
 Cr. Walter John Watts, 124, Cudworth View, Grimethorpe.  
 Cr. Herbert Ellis, 10, Ebenezer Street, Great Houghton.  
 Cr. John Richard Wigley, 23, Milton Street, Great Houghton.  
 Cr. Frederick Roberts Woodyatt, 6, John Street, Little Houghton.  
 Cr. Norman Beaumont, The Villas, Nostell.  
 Cr. Harry Stephenson, Went Farm, Stubbs Walden.  
 Cr. George Guest, 1, Wrangbrook Road, Upton.  
 Cr. Martin Walsh, 39, Coronation Estate, Upton.  
 Cr. John Flint, "Hawthorn", Common Lane, Upton.  
 Cr. William Henry, 28, Upper Hatfield Place, Havercroft.  
 Cr. John Schofield, 10, Mill Lane, Ryhill.  
 Cr. Benjamin Arthur Ellis, "Red Gables", 132, Station Road, Ryhill.  
 Cr. Peter Henry, 2, Whin Corner, The Green, Shafton.  
 Cr. Peter Keenan, 17, Chestnut Street, South Elmsall.  
 Cr. Wilfred King, 159, Gordon Place, South Elmsall.  
 Cr. Mrs. Emily Paxton, 23, Westfield Bungalows, South Elmsall.  
 Cr. John Stones, 23, Kenyon Street, South Elmsall.  
 Cr. Ernest Edward Tibble, Downs House, South Hiendley.  
 Cr. Stephen Davis, 4, Holmsley Avenue, South Kirkby.  
 Cr. Harry Holland, 57, Dunsley Terrace, South Kirkby.  
 Cr. Thomas Reeves, 1, Holmsley Grove, South Kirkby.  
 Cr. John Robert Taylor, 48, Carr Lane, South Kirkby.  
 Cr. Mrs. Edith Richardson, 76, Minsthorpe Vale, Moorthorpe.  
 Cr. Frederick William Dewhirst, 82, Minsthorpe Vale, Moorthorpe.

-----

Medical Officer of Health's Department: Miss E. Elsie (Chief Clerk), Miss E. Banner, Miss J. Beaumont, Miss B. Webb, Miss C. Miles, Miss R. H. Glaw.

Sanitary Inspector's Department: J. Glaw (Senior Clerk), E. Peela, H. Hammond.



## PUBLIC HEALTH STAFF

Medical Officer of Health, Divisional Medical Officer  
and School Medical Officer for W.R.C.C. Services:

J.S. Walters, M.C., M.B., Ch.B., D.P.H.

Assistant County Medical Officers.

Edith E. Cromb, M.B., Ch.B., D.P.H.

Ivor H. Lewis, M.B., Ch.B., D.P.H.

Medical Officers at Child Welfare Clinics (part time):

W. Ross Gardner, D.S.O., M.B., Ch.B.

J.W. McRobert, M.B., Ch.B., B.A.O.

D. Vining, M.B., Ch.B.

### Sanitary Inspectors:

Senior Sanitary Inspector.

C.T. Peacock, F.S.I.A., M.Inst. P.C.

Additional Sanitary Inspectors.

G.H. Suggitt, M.S.I.A.

A. Senior, M.S.I.A.

T. Limbert, M.S.I.A.

J.H. Cooper, M.S.I.A.

### Health Visiting and School Nursing Staff:

Mrs. F. Brook.

Mrs. D. Lindsey.

Miss M. Kennington.

Mrs. M. Newton.

Miss F.M. Vamplew.

Miss M. Bunting.

Miss A. Parrott.

Mrs. F.E. Robinson.

Miss D. Marsh.

Mrs. D. Ainley (Assistant).

### Midwives:

Mrs. B. Hesketh (Relief).

Miss S. Blanchard.

Mrs. L. Jenkins.

Mrs. F. King.

Mrs. E.E. Megson.

Miss W. O'Dwyer.

Miss E. Stephenson.

Miss B.M. Sykes.

### Home Nurses.

Miss W.C. Spendlove (Relief).

Mrs. M.T. Addy.

Miss R. Beachill.

Miss V. Burke (Home Nurse/Midwife).

Mrs. M.C. Kitching.

Mrs. E. Hirst.

Miss A.P. Milner.

Miss E. Metcalfe.

Mrs. V.E. Sanderson.

Mrs. M. Watson.

### Mental Health Social Worker.

Miss S. Appleyard.

### Mental Health Home Teacher.

Mrs. M.E. Fowell.

### Physiotherapist:

Mrs. A. Siddle.

### Speech Therapist:

Mrs. P. Pollard.

### Clerical Staff:

Medical Officer of Health's Department.

G. Ellis (Chief Clerk).

Mrs. W.E. Theaker.

Miss E. Banner.

Miss J. Beaumont.

C. Miles.

Miss B. Webb.

Miss P.M. Glew.

Sanitary Inspector's Department.

J. Glew (Senior Clerk).

E. Peate.

H. Hammond.



RURAL DISTRICT COUNCIL OF HEMSWORTH

Public Health Department,  
Adiscombe House,  
Barnsley Road,  
HEMSWORTH.

TO THE CHAIRMAN AND MEMBERS OF THE RURAL DISTRICT COUNCIL.

Mr. Chairman, Ladies and Gentlemen,

I have the honour to present for your information and consideration a report on the health and health services of your district during the year 1954. I have also included certain details of the personal health services administered by me as Divisional Medical Officer for the West Riding County Council so that you may have a full and comprehensive report of the work done in your area during the course of the year.

Following the practice of previous years the Annual Report of the Senior Sanitary Inspector has been included and is complementary to this Report.

The estimated mid year population was 49,650, an increase of 550 from mid 1953, and the number of inhabited houses has increased by 468 to 14,590.

There were 8 more live births and 1 fewer still birth compared with 1953 and I am happy to report that no maternal death occurred. The birth rate, though lower than in 1953, was substantially higher than that of the West Riding County and the country as a whole, and the death rate was lower than both the County and the National rates. The still birth rate also fell below that of the County and of the country and though only fractionally lower than the England and Wales figure is very gratifying.

Infant mortality has decreased substantially from the previous four years and compares very favourably with the figures both for the country as a whole and for the County, and you can, with justification, feel satisfied with the vital statistics for your district.

Infectious diseases were less than half the 1953 figure, mainly because of the reduced incidence of measles and whooping cough. Less satisfactory has been the increase in dysentery, 31 cases having occurred. The necessity for teaching children from an early age correct toilet hygiene cannot be too strongly urged.

Immunisation against diphtheria and against whooping cough increased in 1954. Vaccination against smallpox declined disappointingly.

The Health Visiting, Home Nursing and Domiciliary Midwifery services have maintained their customary high standard of work.

The Home Help service continues to provide essential help in the homes of those ill or infirm and despite increasing numbers requiring assistance, has functioned well.


After care under Section 28 of the National Health Service Act has worked satisfactorily and relations and co-operation between Hospital and Local Authority services have been good.

It gives me pleasure to record my appreciation of the interest of the Chairman and Members of the Health Committee in the work of the Health Department. At all times I have had the support every Medical Officer hopes for from the Health Committee and I acknowledge this with thanks.

As in previous years I have found the officials of other departments co-operative and always helpful and in thanking them I wish to include the members of my own staff for their industry and loyal support.

I am,

Your obedient Servant,

A handwritten signature in dark ink, appearing to read 'J.S. Walters', written in a cursive style.

J.S. WALTERS,  
M.B., Ch.B., D.P.H.,  
Medical Officer of Health.



PART ONE

STATISTICS AND SOCIAL CONDITIONS

|                                        |               |
|----------------------------------------|---------------|
| Area of the District.                  | 29,055 acres. |
| Population (estimated Mid. 1954).      | 49,650.       |
| No. of Inhabited Houses (at 31.12.54). | 14,590.       |
| Rateable Value (at 31.12.54).          | £219,954.     |
| Product of penny rate (at 31.12.54).   | £778,6.10.    |

VITAL STATISTICS

| <u>BIRTHS</u> |              | <u>Male</u> | <u>Female</u> | <u>Total</u> |
|---------------|--------------|-------------|---------------|--------------|
| Live:         | Legitimate   | 459         | 483           | 942          |
|               | illegitimate | 20          | 17            | 37           |
|               |              | 479         | 500           | 979          |
| Still:        | Legitimate   | 11          | 12            | 23           |
|               | illegitimate | -           | -             | -            |
|               | Total Births | 490         | 512           | 1012         |

Crude Rates:

|              |                                      |
|--------------|--------------------------------------|
| Live Births  | 19.7 per 1,000 estimated population. |
| Still Births | 23.0 per 1,000 total births.         |

| <u>DEATHS</u>         |  | <u>Male</u> | <u>Female</u> | <u>Total</u> |
|-----------------------|--|-------------|---------------|--------------|
| All age groups        |  | 235         | 176           | 411          |
| Infants under 1 year  |  | 15          | 8             | 23           |
| Infants under 4 weeks |  | 9           | 5             | 14           |

Crude Rates:

|                       |                                     |
|-----------------------|-------------------------------------|
| All age groups        | 8.3 per 1,000 estimated population. |
| Infant under 1 year   | 23.5 per 1,000 related live births. |
| Infants under 4 weeks | 14.3 per 1,000 related live births. |



# COMPARATIVE STATISTICS

|                                 |                   | <u>1954</u> | <u>1953</u> | <u>1952</u> | <u>1951</u> | <u>1950</u> |
|---------------------------------|-------------------|-------------|-------------|-------------|-------------|-------------|
| <u>BIRTH RATE</u><br>(adjusted) | Rural District    | 19.3        | 21.0        | 19.5        | 20.1        | 20.9        |
|                                 | West Riding       | 15.3        | 16.0        | 15.7        | 15.8        | 16.3        |
|                                 | England and Wales | 15.2        | 15.5        | 15.3        | 15.5        | 15.8        |
| Still Birth<br>Rate.            | Rural District    | 23.0        | 26.1        | 26.1        | 22.4        | 22.3        |
|                                 | West Riding       | 25.9        | 24.7        | 24.6        | 26.0        | 24.0        |
|                                 | England and Wales | 23.4        | 22.4        | 22.6        | 23.0        | -           |
| <u>DEATH RATE</u><br>(adjusted) | Rural District    | 11.1        | 11.0        | 11.4        | 13.4        | 12.2        |
|                                 | West Riding       | 12.5        | 12.1        | 12.0        | 12.7        | 11.8        |
|                                 | England and Wales | 11.4        | 11.4        | 11.3        | 12.5        | 11.6        |
| Infant<br>Mortality<br>Rate.    | Rural District    | 23.5        | 42.2        | 42.5        | 39.3        | 36.7        |
|                                 | West Riding       | 28.0        | 29.3        | 30.0        | 31.8        | 25.0        |
|                                 | England and Wales | 25.5        | 26.8        | 27.6        | 29.6        | 29.8        |

The principal causes of death are set out in the following table:

| Disease                               | Male | Female | Total |
|---------------------------------------|------|--------|-------|
| Tuberculosis, respiratory             | 5    | -      | 5     |
| Tuberculosis, other                   | 1    | 1      | 2     |
| Syphilitic disease                    | 1    | -      | 1     |
| Acute poliomyelitis                   | 1    | -      | 1     |
| Malignant neoplasm, stomach           | 14   | 6      | 20    |
| Malignant neoplasm, lung bronchus     | 10   | 1      | 11    |
| Malignant neoplasm, breast            | -    | 9      | 9     |
| Malignant neoplasm, uterus            | -    | 6      | 6     |
| Other malignant & lymphatic neoplasms | 30   | 11     | 41    |
| Diabetes                              | 1    | 3      | 4     |
| Vascular Lesions of nervous system    | 18   | 18     | 36    |
| Coronary disease, angina              | 40   | 24     | 64    |
| Hypertension with heart disease       | 3    | 4      | 7     |
| Other heart disease                   | 26   | 34     | 60    |
| Other circulatory disease             | 9    | 6      | 15    |
| Influenza                             | 1    | -      | 1     |
| Pneumonia                             | 11   | 5      | 16    |
| Bronchitis                            | 20   | 9      | 29    |
| Other diseases of respiratory system  | 3    | 1      | 4     |
| Ulcer of stomach & duodenum           | 2    | 1      | 3     |
| Gastritis, enteritis & diarrhoea      | 1    | 1      | 2     |
| Nephritis & nephrosis                 | 1    | 7      | 8     |
| Hyperlasia of prostate                | 4    | -      | 4     |
| Congenital malformation               | -    | 3      | 3     |
| Other defined & ill-defined diseases  | 20   | 21     | 41    |
| Motor vehicle accidents               | -    | 1      | 1     |
| All other accidents                   | 10   | 3      | 13    |
| Suicide                               | 3    | 1      | 4     |
| Totals                                | 235  | 176    | 411   |

The number of deaths during the year is practically unchanged from 1953 with the diseases of heart and circulation and malignant new growths accounting for more than half the total.



# INFANT MORTALITY.

The following table gives the causes of death of all infants under the age of 1 year classified into age groups.

| Cause of death.       | Age Groups.    |                 |                 |                 |                  |                  |                  |                 | Totals. |   |        |
|-----------------------|----------------|-----------------|-----------------|-----------------|------------------|------------------|------------------|-----------------|---------|---|--------|
|                       | Under<br>1 wk. | 1 - 2<br>weeks. | 2 - 3<br>weeks. | 3 - 4<br>weeks. | 1 - 3<br>months. | 3 - 6<br>months. | 6 - 9<br>months. | 9-12<br>months. | M       | F | Total. |
| Prematurity           | 8              | -               | -               | -               | -                | -                | -                | -               | 5       | 3 | 8      |
| Pneumonia             | 1              | 1               | -               | -               | -                | 1                | 1                | -               | 4       | - | 4      |
| Respiratory infection | -              | -               | -               | -               | -                | -                | 1                | -               | 1       | - | 1      |
| Bronchitis            | -              | 1               | -               | -               | -                | 2                | 1                | -               | 2       | 2 | 4      |
| Congenital defects    | 1              | -               | -               | -               | 1                | 1                | -                | -               | -       | 3 | 3      |
| Gastro-enteritis      | -              | -               | -               | -               | -                | -                | -                | 1               | 1       | - | 1      |
| Atelectasis           | 1              | -               | -               | -               | -                | -                | -                | -               | 1       | - | 1      |
| Birth injuries        | 1              | -               | -               | -               | -                | -                | -                | -               | 1       | - | 1      |
| Totals:               | 12             | 2               | -               | -               | 1                | 4                | 3                | 1               | 15      | 8 | 23     |

There has been a gratifying reduction in the number of infant deaths compared with 41 in 1953. More than half these deaths occurred during the first week of life and with one exception were directly attributable to circumstances associated with each pregnancy and labour.

Vital statistics for the various parishes are shown in the following table.

| Parish.                    | Population. | Live Births. |     | Birth Rate. | Deaths |     | Death Rate. | Deaths under 1 year. | Infant Mortality Rate. |
|----------------------------|-------------|--------------|-----|-------------|--------|-----|-------------|----------------------|------------------------|
|                            |             | M            | F   |             | M      | F   |             |                      |                        |
| Ackworth.                  | 4,407       | 27           | 43  | 15.9        | 23     | 20  | 9.8         | -                    | -                      |
| Badsworth.                 | 168         | 4            | 3   | 41.7        | -      | 1   | 6.0         | -                    | -                      |
| Billingley.                | 115         | -            | -   | -           | 2      | 3   | 43.5        | -                    | -                      |
| Brierley with Grimethorpe. | 7,401       | 97           | 87  | 24.8        | 37     | 26  | 8.5         | 5                    | 27.2                   |
| Great Houghton.            | 2,338       | 26           | 17  | 18.4        | 8      | 7   | 6.1         | -                    | -                      |
| Havercroft.                | 2,025       | 35           | 17  | 25.7        | 15     | 12  | 13.3        | 4                    | 76.9                   |
| Hessle & Hill Top.         | 139         | 1            | 1   | 14.4        | -      | 1   | 7.2         | -                    | -                      |
| Huntwick etc.              | 334         | -            | 1   | 3.0         | 4      | 1   | 15.0        | -                    | -                      |
| Kirk Smeaton.              | 214         | 1            | 4   | 23.3        | 1      | -   | 4.7         | -                    | -                      |
| Little Houghton.           | 685         | 7            | 10  | 24.8        | 1      | 4   | 7.3         | 2                    | 117.6                  |
| Little Smeaton.            | 290         | -            | 3   | 10.3        | -      | 1   | 3.4         | -                    | -                      |
| Ryhill.                    | 2,722       | 20           | 33  | 19.5        | 14     | 17  | 11.4        | -                    | -                      |
| Shafton.                   | 1,923       | 17           | 32  | 25.5        | 10     | 6   | 8.3         | -                    | -                      |
| South Elmsall.             | 7,510       | 47           | 50  | 12.9        | 31     | 27  | 7.7         | 3                    | 30.9                   |
| South Hiendley.            | 1,564       | 12           | 11  | 14.7        | 6      | 3   | 5.8         | -                    | -                      |
| South Kirkby.              | 11,769      | 124          | 131 | 21.7        | 62     | 35  | 8.2         | 8                    | 31.4                   |
| Thorpe Audlin.             | 317         | 3            | 3   | 18.9        | 1      | -   | 3.2         | -                    | -                      |
| Upton and North Elmsall.   | 5,590       | 57           | 53  | 19.9        | 18     | 12  | 5.4         | 1                    | 9.1                    |
| Walden Stubbs.             | 121         | 1            | 1   | 16.5        | 2      | -   | 16.5        | -                    | -                      |
| West Hardwick.             | 18          | -            | -   | -           | -      | -   | -           | -                    | -                      |
| Total                      | 49,650      | 479          | 500 | 19.7        | 235    | 176 | 8.3         | 23                   | 23.5                   |
| District                   |             | 979          |     |             | 411    |     |             |                      |                        |



PART TWO.

INFECTIOUS AND OTHER NOTIFIABLE DISEASES

DISEASES NOTIFIED IN TOWNSHIPS

| Township.       | Scarlet Fever | Whooping Cough | Acute Poliomyelitis |               | Measles | Diphtheria | Pneumonia | Dysentery | Erysipelas | Meningococcal Infection | Food Poisoning | Puerperal Pyrexia | Ophthalmia Neonatorum | Tuberculosis |                   |       | Totals |
|-----------------|---------------|----------------|---------------------|---------------|---------|------------|-----------|-----------|------------|-------------------------|----------------|-------------------|-----------------------|--------------|-------------------|-------|--------|
|                 |               |                | Paralytic           | Non-Paralytic |         |            |           |           |            |                         |                |                   |                       | Respiratory  | Meninges & C.N.S. | Other |        |
| Ackworth        | 1             | 17             | -                   | -             | 4       | -          | -         | 15        | 1          | -                       | 3              | -                 | -                     | 4            | -                 | -     | 45     |
| Billingley      | -             | -              | -                   | -             | 1       | -          | -         | -         | -          | -                       | -              | -                 | -                     | -            | -                 | -     | 1      |
| Brierley        | 4             | 2              | -                   | -             | 1       | -          | 1         | 4         | -          | -                       | -              | 1                 | -                     | 3            | 1                 | -     | 17     |
| Great Houghton  | 9             | 1              | -                   | -             | 24      | -          | -         | -         | 2          | -                       | -              | -                 | -                     | -            | -                 | -     | 36     |
| Grime Thorpe    | 19            | 11             | 3                   | -             | 11      | -          | 2         | 2         | -          | -                       | -              | -                 | -                     | 4            | -                 | -     | 52     |
| Havercroft      | -             | 4              | -                   | -             | -       | -          | -         | 2         | -          | -                       | -              | -                 | -                     | 2            | -                 | -     | 8      |
| Kirk Smeaton    | 1             | -              | -                   | -             | -       | -          | -         | -         | -          | -                       | -              | -                 | -                     | -            | -                 | -     | 1      |
| Little Houghton | 6             | -              | -                   | -             | 36      | -          | 1         | -         | -          | -                       | -              | -                 | -                     | 3            | -                 | -     | 46     |
| Little Smeaton  | -             | -              | -                   | -             | 2       | -          | -         | -         | -          | -                       | -              | -                 | -                     | -            | -                 | -     | 2      |
| Moorthorpe      | 5             | 6              | -                   | -             | 4       | -          | -         | -         | -          | -                       | -              | -                 | -                     | 2            | -                 | -     | 17     |
| North Elmsall   | 5             | 2              | -                   | -             | 6       | -          | 7         | -         | -          | -                       | -              | -                 | -                     | -            | -                 | -     | 20     |
| Ryhill          | -             | -              | -                   | -             | 1       | -          | -         | -         | -          | -                       | -              | -                 | -                     | 1            | -                 | -     | 2      |
| Shafton         | 3             | -              | -                   | -             | 3       | -          | -         | 1         | 1          | -                       | -              | 1                 | -                     | -            | -                 | -     | 9      |
| South Elmsall   | 5             | 16             | -                   | -             | 28      | -          | 3         | 2         | 1          | -                       | -              | 1                 | -                     | 3            | -                 | -     | 59     |
| South Hiendley  | -             | -              | 1                   | -             | -       | -          | -         | -         | -          | -                       | -              | -                 | -                     | 1            | -                 | 1     | 3      |
| South Kirkby    | 17            | 4              | -                   | 1             | 76      | -          | 1         | 3         | 2          | 1                       | -              | -                 | -                     | 3            | -                 | 1     | 209    |
| Thorpe Audlin   | -             | -              | -                   | -             | -       | -          | -         | -         | -          | -                       | 3              | -                 | -                     | 1            | -                 | -     | 4      |
| Upton           | 5             | -              | -                   | -             | 15      | -          | 8         | 2         | 1          | -                       | -              | -                 | -                     | 2            | 1                 | -     | 34     |
| Walden Stubbs   | -             | -              | -                   | -             | -       | -          | -         | -         | -          | -                       | -              | -                 | -                     | 1            | -                 | -     | 1      |
| Totals          | 80            | 63             | 4                   | 1             | 312     | -          | 23        | 31        | 8          | 1                       | 6              | 3                 | -                     | 30           | 2                 | 2     | 566    |

CASES NOTIFIED MONTH BY MONTH

| Diseases.                  | January. | February. | March. | April. | May. | June. | July. | August. | September. | October. | November. | December. | Totals: |
|----------------------------|----------|-----------|--------|--------|------|-------|-------|---------|------------|----------|-----------|-----------|---------|
| Scarlet Fever              | 12       | 7         | 9      | 4      | 8    | 6     | 5     | 4       | 3          | 7        | 8         | 7         | 80      |
| Whooping Cough             | 19       | 9         | 7      | 4      | 2    | -     | 6     | 7       | 6          | -        | -         | 3         | 63      |
| Poliomyelitis { Paralytic  | -        | -         | -      | -      | -    | -     | -     | -       | -          | 2        | 1         | 1         | 4       |
| { Non-Paralytic            | -        | -         | -      | -      | -    | -     | -     | -       | -          | 1        | -         | -         | 1       |
| Measles                    | -        | 4         | 1      | -      | 2    | 4     | 36    | 32      | 20         | 77       | 60        | 76        | 312     |
| Diphtheria                 | -        | -         | -      | -      | -    | -     | -     | -       | -          | -        | -         | -         | -       |
| Pneumonia                  | -        | 9         | -      | 2      | 1    | -     | -     | -       | 1          | -        | 1         | 9         | 23      |
| Dysentery                  | 5        | 3         | 2      | 4      | 7    | 2     | 2     | -       | 2          | 2        | 2         | -         | 31      |
| Erysipelas                 | 1        | 1         | -      | 2      | -    | -     | -     | -       | -          | -        | 3         | 1         | 8       |
| Meningococcal Infection    | -        | -         | -      | -      | -    | -     | -     | -       | -          | -        | 1         | -         | 1       |
| Food Poisoning             | -        | -         | -      | -      | -    | -     | -     | -       | 6          | -        | -         | -         | 6       |
| Puerperal Pyrexia          | -        | -         | -      | -      | 1    | 1     | -     | 1       | -          | -        | -         | -         | 3       |
| Ophthalmia Neonatorum      | -        | -         | -      | -      | -    | -     | -     | -       | -          | -        | -         | -         | -       |
| Tuberculosis { Respiratory | 2        | 2         | 1      | 1      | 4    | 1     | 4     | 2       | 7          | 3        | 1         | 2         | 30      |
| { Meninges                 | -        | -         | -      | -      | -    | -     | 1     | -       | 1          | -        | -         | -         | 2       |
| { Other                    | -        | -         | -      | 1      | 1    | -     | -     | -       | -          | -        | -         | -         | 2       |
| Totals.                    | 39       | 35        | 20     | 18     | 26   | 14    | 54    | 46      | 46         | 92       | 77        | 99        | 566     |

A marked fall in the numbers of cases of Whooping Cough and Measles reduced the total of infectious diseases to 566 from 1,183 in 1953. During the year there were 31 cases of dysentery. Half the cases were in one parish although 7 other parishes had isolated cases, and the age distribution included all age groups from 1 year to 64 years. One other unusual feature was that all months except August & December had 2 or more cases notified.



CASES CLASSIFIED INTO AGE GROUPS.

| Diseases.                 | Under 1 year. | 1 to 2 years. | 3 to 4 years. | 5 to 9 years. | 10 to 14 years. | 15 to 24 years. | 25 to 34 years. | 35 to 44 years. | 45 to 64 years. | 65 and over. | Totals: |
|---------------------------|---------------|---------------|---------------|---------------|-----------------|-----------------|-----------------|-----------------|-----------------|--------------|---------|
| Scarlet Fever             | -             | 6             | 24            | 46            | 3               | -               | 1               | -               | -               | -            | 80      |
| Whooping Cough            | 5             | 16            | 20            | 20            | -               | -               | 2               | -               | -               | -            | 63      |
| Poliomyelitis { Paralytic | 1             | -             | 2             | -             | -               | 1               | -               | -               | -               | -            | 4       |
| { Non-Paralytic           | -             | -             | -             | -             | 1               | -               | -               | -               | -               | -            | 1       |
| Measles                   | 10            | 63            | 111           | 125           | 3               | -               | -               | -               | -               | -            | 312     |
| Diphtheria                | -             | -             | -             | -             | -               | -               | -               | -               | -               | -            | -       |
| Pneumonia                 | 3             | 6             | -             | 4             | 2               | -               | 2               | 2               | 2               | 2            | 23      |
| Dysentery                 | -             | 5             | 8             | 3             | 7               | 2               | 3               | 1               | 2               | -            | 31      |
| Erysipelas                | -             | -             | -             | -             | -               | -               | 3               | -               | 3               | 2            | 8       |
| Meningococcal Infection   | -             | 1             | -             | -             | -               | -               | -               | -               | -               | -            | 1       |
| Food Poisoning            | -             | -             | -             | -             | -               | 2               | -               | -               | 4               | -            | 6       |
| Puerperal Pyrexia         | -             | -             | -             | -             | -               | 2               | 1               | -               | -               | -            | 3       |
| Ophthalmia Neonatorum     | -             | -             | -             | -             | -               | -               | -               | -               | -               | -            | -       |
| { Respiratory             | -             | -             | -             | -             | 2               | 5               | 8               | 3               | 10              | 2            | 30      |
| Tuberculosis { Meninges   | -             | -             | -             | 1             | -               | -               | -               | -               | 1               | -            | 2       |
| { Other                   | -             | -             | 1             | -             | -               | 1               | -               | -               | -               | -            | 2       |
| Totals:                   | 19            | 97            | 166           | 199           | 18              | 13              | 20              | 6               | 22              | 6            | 566     |

# TUBERCULOSIS:

The following table summarises the particulars contained in the Tuberculosis Register:-

| No. of Cases<br>on Register.               | Respiratory. |     | Non-Respiratory. |    | Total. |
|--------------------------------------------|--------------|-----|------------------|----|--------|
|                                            | M            | F   | M                | F  |        |
| At 1st January, 1954                       | 181          | 123 | 16               | 29 | 349    |
| New cases added to<br>Register during 1954 | 24           | 14  | 2                | 3  | 43     |
| Removed during 1954:                       |              |     |                  |    |        |
| (a) Death                                  | 7            | -   | 1                | 1  | 9      |
| (b) Recovered                              | 3            | 2   | 2                | -  | 7      |
| (c) Removed from<br>District               | 3            | 1   | -                | -  | 4      |
| Total at 31st<br>December, 1954.           | 192          | 134 | 15               | 31 | 372    |

43 new cases were added to the register compared with 57 in 1953 and 60 in 1952.



DIPHTHERIA IMMUNISATION.

|                                                                        | 0 - 4<br>years. | 5 - 14<br>years. | Total. |
|------------------------------------------------------------------------|-----------------|------------------|--------|
| No. of children who completed<br>a full initial course during<br>1954. | 373             | 154              | 527    |
| No. of children who received<br>"Booster" injections during<br>1954.   | 39              | 431              | 470    |

During the year there has been a satisfactory increase in the number of children protected by immunisation against diphtheria. 527 completed a first course compared with 473 in 1953 and 470 had a "reinforcing" injection compared with 24 in 1953. Once again I am happy to report that no case of diphtheria occurred in your district during the year.

WHOOPIING COUGH IMMUNISATION.

|                                                                        | 0 - 4<br>years. | 5 - 14<br>years. | Total. |
|------------------------------------------------------------------------|-----------------|------------------|--------|
| No. of children who completed<br>a full initial course during<br>1954. | 215             | -                | 215    |
| Total No. of children now<br>considered protected.                     | 513             | 14               | 527    |

The number of children who are now considered to have been protected by immunisation has risen to 527 compared with 312 in 1953.

# VACCINATION.

| Age at date of<br>Vaccination. | Under<br>1 year. | 1 - 2 | 2 - 4 | 5 - 14 | 15 and<br>over. | Total. |
|--------------------------------|------------------|-------|-------|--------|-----------------|--------|
| Primary vaccination            | 71               | 9     | 4     | 3      | 17              | 104    |
| Re-vaccination                 | -                | -     | 5     | 5      | 35              | 45     |

Vaccination against smallpox has been disappointing after the high figure of 1953. In the absence of an outbreak of smallpox in the vicinity this is the usual result.



PART THREE

MATERNITY AND CHILD WELFARE

HEALTH VISITING.

There are 9 Health Visitors employed in the Rural District. Details of their visits are as follows:-

|                          | <u>First Visits</u> | <u>Total Visits</u> |
|--------------------------|---------------------|---------------------|
| To expectant mothers     | 74                  | 148                 |
| To children under 1 year | 1,019               | 7,518               |
| To children 1 - 5 years  | -                   | 8,207               |
| To Tuberculosis cases    | -                   | 276                 |
| To others                | -                   | 4,471               |
| Totals                   | <u>1,093</u>        | <u>20,620</u>       |

Once again there has been an increase in the number of visits made and all new babies in the district have been visited. The increased demand on the Home Help Service is reflected in the increase of 641 under other visits.

CHILD WELFARE CLINICS.

These are held regularly at centres throughout the district with a doctor and Health Visitor in attendance. Details of attendances are given below:-

| Clinics.       | No. of Sessions<br>per month. | No. of children<br>who attended. | Total<br>attendances. |
|----------------|-------------------------------|----------------------------------|-----------------------|
| Ackworth       | 2                             | 124                              | 838                   |
| Great Houghton | 2                             | 100                              | 745                   |
| Grimethorpe    | 4                             | 342                              | 3,196                 |
| Ryhill         | 2                             | 220                              | 1,878                 |
| Shafton        | 2                             | 63                               | 424                   |
| South Elmsall  | 8                             | 278                              | 2,299                 |
| South Hiendley | 2                             | 73                               | 576                   |
| South Kirkby   | 4                             | 303                              | 1,903                 |
| Upton          | 2                             | 167                              | 1,127                 |
| Totals:        | 28                            | 1,670                            | 12,986                |

There has been an increase of 55 in the number of children who attended, though the total attendances fell slightly.

In this part of the report, it has been my practice to acknowledge my appreciation of the work of the clinic voluntary workers and I am grateful to have the opportunity to record my thanks for their excellent work.

#### U.V.R.

An Ultra Violet Ray clinic was held three times per week at Hemsworth and during the year 54 children from the Rural and Urban districts attended for treatment.

#### ANTE-NATAL CLINICS.

These are held throughout the district as shown in the accompanying Table. A doctor and two midwives are in attendance at each.

| Clinic.       | No. of sessions per month. | No. of women who attended. | Total attendances. |
|---------------|----------------------------|----------------------------|--------------------|
| Ackworth      | 2                          | 82                         | 308                |
| Ryhill        | 4                          | 126                        | 613                |
| South Elmsall | 8                          | 145                        | 972                |
| South Kirkby  | 4                          | 187                        | 1,156              |
| Total:        | 18                         | 540                        | 3,049              |

There has been a considerable fall in the number of expectant mothers attending the County Council Clinics in your district. An increasing number of general practitioner obstetricians are running their own ante-natal clinics.

#### MIDWIFERY SERVICES.

7 qualified midwives and 1 relief nurse practice in the area.

Total cases attended - 1689.

Gas and Air Analgesia in 386 cases.

Pethidine in 383 cases.

Despite the fall in clinic attendances the numbers of cases delivered by the district midwives has increased to 689 from 580 in 1953 and there has been an increased use of Analgesia by Gas and Air and Pethidine.



#### MATERNITY HOMES AND HOSPITALS.

367 women were confined away from home. The principal hospitals where their confinements took place were - St. Helen's Hospital, South Elmsall Maternity Home, Walton Hall Maternity Home, Wakefield General Hospital, Manygates Maternity Hospital, Southmoor Hospital Maternity Unit.

#### CARE OF THE PREMATURE INFANT.

99 premature births were notified during the year. Each of the live births was specially investigated and the necessary care and special equipment was given as required. Details of survival of these prematurely born infants are as follows:-

|               | Total | Still Born | Alive | Died within |         |          | Survived 4 weeks. |
|---------------|-------|------------|-------|-------------|---------|----------|-------------------|
|               |       |            |       | 24 hours.   | 1 week. | 4 weeks. |                   |
| Domiciliary   | 42    | 3          | 39    | 1           | 1       | -        | 37                |
| Institutional | 57    | 6          | 51    | 7           | 1       | -        | 43                |
| Total:        | 99    | 9          | 90    | 8           | 2       | -        | 80                |

Premature births increased by 24 during the year. The survival rate at 4 weeks has improved from 73% in 1953 to 81%.

#### PART FOUR

#### CARE AND AFTER CARE

#### HOME NURSING.

9 Home Nurses and 1 relief nurse who operates in both the Urban and Rural Districts made a total of 32,073 visits during the year. All nurses work in <sup>close</sup> co-operation with the General Practitioners and the number of visits made increased by 2,787 on the previous year.

## HOME HELPS.

The following table shows the number and types of cases helped :-

| Type of case. | No. of cases. | Total hours employed. |
|---------------|---------------|-----------------------|
| Maternity     | 39            | 3,267                 |
| Tuberculosis  | 4             | 460                   |
| Aged          | 180           | 24,945                |
| Others        | 30            | 2,962                 |
| Totals:       | 253           | 31,634                |

The demand for this service continues to increase, particularly among the aged in the community. In spite, of an increase in the number of hours allocated to the Division it became necessary to restrict the allocation of hours to each case to meet the needs of 180 aged persons compared with the 86 who had this service in 1953.

## MENTAL HEALTH.

The number of patients under supervision and guardianship at 31.12.54 were as follows:-

|                       |   |    |
|-----------------------|---|----|
| Statutory Supervision | - | 26 |
| Voluntary Supervision | - | 8  |
| Guardianship          | - | 1  |

## NATIONAL ASSISTANCE ACT, 1948. Section 47

During the year no cases required action under this section of the Act.

## PART FIVE

### AMBULANCE SERVICE.

7 ambulances operated from the South Kirkby depot. The staff consists of one Depot Superintendent, 20 drivers and 3 telephonists. During the year, 24,777 patients were carried 186,020 miles in 5,892 journeys.

### LABORATORY SERVICES.

The arrangements of previous years continue to operate satisfactorily.



## PART SIX

### SCHOOL HEALTH SERVICE

#### CLINICS

School Clinics are held weekly at Grimethorpe, Havercroft, Moorthorpe, South Elmsall, South Kirkby and Upton, and fortnightly at Ackworth.

| Clinic.       | No. of children treated. | Total attendances. |
|---------------|--------------------------|--------------------|
| Ackworth      | 105                      | 287                |
| Grimethorpe   | 246                      | 495                |
| Havercroft    | 184                      | 335                |
| Moorthorpe    | 135                      | 618                |
| South Elmsall | 140                      | 411                |
| South Kirkby  | 138                      | 345                |
| Upton         | 237                      | 663                |

#### SCHOOL MEDICAL INSPECTIONS.

Routine school medical inspections were carried out during the year. Of 2,415 pupils examined 552 defects were found and 502 pupils were referred for treatment.

#### CLEANLINESS INSPECTIONS.

|                                                               |        |
|---------------------------------------------------------------|--------|
| Total number of examinations in the schools by school nurses. | 17,027 |
| Total number of individual pupils found to be infested.       | 607    |

#### CHILD GUIDANCE.

11 cases for the rural district were referred to the Psychologist for treatment during the year.

#### ORTHOPAEDIC CLINICS.

10 Consultant Clinics were held during the year and 80 children from the Urban and Rural Districts were dealt with.

49 treatment clinics were held by the Orthopaedic Nurse and 46 children from the Urban and Rural Districts made 734 attendances.

#### EYE CLINICS.

578 children from the Urban and Rural Districts attended 41 Eye Clinics held at premises throughout the Division. 256 children were prescribed glasses.

#### SPEECH THERAPY CLINIC.

109 sessions were held and 34 children from the Urban and Rural Districts attended for treatment.



270 children from the Urban and Rural Districts attended at Eye Clinics held at various  
 throughout the District. 120 children were provided glasses.

1912

120 children were held and 30 children from the Urban and Rural Districts attended for  
 treatment.

| Year | Urban District | Rural District |
|------|----------------|----------------|
| 1911 | 270            | 120            |
| 1912 | 270            | 120            |
| 1913 | 270            | 120            |
| 1914 | 270            | 120            |
| 1915 | 270            | 120            |
| 1916 | 270            | 120            |
| 1917 | 270            | 120            |
| 1918 | 270            | 120            |
| 1919 | 270            | 120            |
| 1920 | 270            | 120            |

1912

120 children were held and 30 children from the Urban and Rural Districts attended for  
 treatment.

1912

120 children were held and 30 children from the Urban and Rural Districts attended for  
 treatment.

1912

120 children were held and 30 children from the Urban and Rural Districts attended for  
 treatment.

1912

120 children were held and 30 children from the Urban and Rural Districts attended for  
 treatment.

120 children were held and 30 children from the Urban and Rural Districts attended for  
 treatment.

**RURAL DISTRICT COUNCIL OF HEMSWORTH**

**ANNUAL REPORT**

**of the**

**SENIOR SANITARY INSPECTOR**

**for 1954**



WATER DISTRICT COUNCIL OF HENKOWORTH

ANNUAL REPORT

1924-25

REGIONAL SANITARY INSPECTOR

1924-25

Sanitary Inspector's Office,  
Brierley Hall,  
Brierley,  
near Barnsley.

TO THE CHAIRMAN AND MEMBERS OF THE RURAL COUNCIL.

Mr. Chairman, Ladies and Gentlemen,

I have pleasure in submitting my Annual Report on the Sanitary Administration in the Rural District for the year 1954. As in last year's report, tables have been relegated to the end.

HOUSING. - During the year a further 468 houses were built. In spite of this increase in the total number of dwellings there still remains a continued demand. As many of the existing houses lack the amenities of hot water and a bath, many years will pass before the housing in the district can be considered satisfactory. As the cost of repairs increases the property owners become less and less inclined to have repairs effected. This is reflected in the figures for statutory notices, 140 of which were served in 1953, while, in 1954, it was necessary to serve 234.

VERMINOUS PREMISES. - There is a slight increase in the number of Council houses found to be infested with vermin. There is a marked decrease in houses other than Council houses, but this alteration in one year cannot be taken as being at all significant.

WATER SUPPLIES. - Again I have to report that none of the public water supplies sampled was unsatisfactory.

SEWERS AND SEWERAGE. - Year after year schemes for improving the amenities of the Rural District are held up by Government departments. The same disappointing delays have again occurred during the year under review.

MEAT INSPECTION. - The outstanding feature of the year was the abolition of meat rationing. The provision of a public abattoir was discussed but came to nothing as the Ministry was unable to give a clear-cut and detailed statement of its future policy. It will be noted from the tables that the time spent on meat inspection was immediately increased.

MILK SAMPLES. - It will be noted that the percentage of positive tuberculosis samples has again risen. It will be remembered that as a result of a previous report the matter of tuberculosis in milk was taken up with the Ministry of Agriculture and Fisheries. They explained the steps that are being taken to eradicate this disease from our dairy herds. This is being done by an all out attack in each area. Unfortunately, this area has not yet been dealt with but it is understood that this will be done in the fairly near future.

ICE CREAM. - As in previous years, each unsatisfactory sample results in a visit to the factory.

SWIMMING BATHS. - There is one public and one private swimming bath in the Rural District. Each is visited and sampled from the Spring to the Autumn.



SANITARY ACCOMMODATION. - It is noted with pleasure that the percentage of water closets has now increased to 96.8%, which is an excellent figure for a rural district. It is hoped that this percentage will be again increased in the coming year.

PUBLIC CLEANSING. - It was anticipated that when modern ranges were installed the quantity of refuse produced would be considerably decreased. An investigation into this matter, however, shows that while there is less ash and cinder, more paper and cardboard are placed in the bins so that, although the weight is decreased, the bulk remains substantially the same. During the year it was decided to purchase a machine with a mechanical loader, consequently a Shefflex was obtained. In order to obtain the full benefit of the mechanical loading, this vehicle was placed on a round of back streets where the greatest number of lifts per 100 yards walked is to be found.

PUBLIC CONVENIENCES. - It is unfortunate that year after year reference must be made to the amount of damage done to public property, such as public conveniences. Almost before the paint had dried on a new one pipes and fittings were pulled down and twisted. It is difficult to believe that there are never any witnesses to these acts of wanton damage; the lack would appear to be of persons with a civic pride and conscience.

RODENT CONTROL. - During the year it was found necessary to increase the number of rodent operatives to two.

SPOILBANKS. - The National Coal Board made a determined effort during the year to find the answer to the unsightly, bleak and depressing spoilbanks which dominate many parts of the Rural District. A large area of a South Kirkby tip was afforested. The results will not be known for some years but it may well be that this scheme will reveal a species of tree which can thrive in such conditions.

MARKET. - It was decided to provide refrigerated showcases to the fish stalls; a decision which considerably improved their appearance. It was also decided to paint the inside of all the market stalls. This had a marked effect and gave the whole market an air of cleanliness.

CLEAN FOOD. - During the year several prosecutions were made in connection with the unsatisfactory handling of food. One of the greatest influences on modern domestic practices is undoubtedly television; yet from time to time there is depicted on the screen in millions of homes, some person, perhaps an interviewer, a cook or a chef, who sticks a finger into the food he is preparing licks it and then proceeds to handle other ingredients of the food he is preparing without washing his hands, or of someone raising a spoon or ladle of soup, tasting it and then returning the spoon or ladle to the soup. What a revolting sight! And what an encouragement for those with queezy stomachs to dine out! Surely those in authority could ensure that a better example is given. One of the worst features is that young people see this unhygienic behaviour and copy it, thinking it is quite the thing.

SALVAGE. - There is a fall of 16 tons in the amount collected during the current year due to a period of 3 months when the vehicle was off the road. In an endeavour to increase efficiency a mechanical baler was experimented with but was not found to be successful due to the size of the engine not being large enough.

STAFF. - The staff during the year was as follows:-

Senior Sanitary Inspector

C.T. Peacock, F.S.I.A.

Additional Sanitary Inspectors

G.H. Suggitt, M.S.I.A.

A. Senior, M.S.I.A.

J.H. Cooper, M.S.I.A.

T. Limbert, M.S.I.A.

Clerks.

J. Glew (Senior).

H. Hammond.

E. Peate.

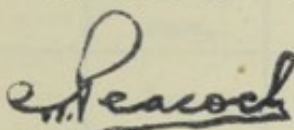
I am grateful to them for the manner in which their duties were carried out during the year.

My thanks are again due to the Medical Officer of Health for his close and friendly co-operation, to the heads of the various departments and their staffs and to the Chairmen and members of the various committees for the manner in which they have assisted the work of the department.

I am,

Ladies and Gentlemen,

Your obedient Servant,



Senior Sanitary Inspector.



### HOUSING.

|                                                                                                                   |                                         |
|-------------------------------------------------------------------------------------------------------------------|-----------------------------------------|
| No. of houses inspected during the year under the Public Health or Housing Acts                                   | 508                                     |
| No. of inspections for this purpose                                                                               | 2,637                                   |
| No. of houses considered to be in a state so dangerous or injurious to health as to be unfit for human habitation | 1,371<br>(Cat.V. Rural Housing Survey). |
| No. of dwellinghouses rendered fit as a result of informal action                                                 | 165                                     |
| No. of dwellinghouses rendered fit as a result of statutory powers                                                | 170                                     |

### VERMINOUS HOUSES.

|                          | <u>Council.</u> | <u>Others.</u> |
|--------------------------|-----------------|----------------|
| No. found to be infested | 34              | 21             |
| No. disinfested          | 34              | 21             |

### WATER SAMPLES.

|                             | <u>Satisfactory.</u> | <u>Below Standard.</u> |
|-----------------------------|----------------------|------------------------|
| Chemical examination        | Nil                  | Nil                    |
| Bacteriological examination | 168                  | 16<br>(doubtful 8)     |

### MILK SAMPLES.

|                          |    |    |
|--------------------------|----|----|
| Methylene Blue test      | 75 | 17 |
| Presence of Tuberculosis | 66 | 8  |

### ICE CREAM.

|                             |    |   |
|-----------------------------|----|---|
| Bacteriological examination | 10 | 2 |
|-----------------------------|----|---|

### MILK LICENCES (DEALERS).

|                                       |     |
|---------------------------------------|-----|
| Tuberculin Tested                     | 3   |
| Accredited (to 30th September, 1954). | Nil |

PETROLEUM.

|                            |    |
|----------------------------|----|
| No. of licences renewed    | 57 |
| No. of new licences issued | 1  |

SLAUGHTERHOUSES.

|                                                |     |
|------------------------------------------------|-----|
| No. of private slaughterhouses in the district | 9   |
| No. of licences issued during the year         | Nil |

SLAUGHTER OF ANIMALS ACT, 1933.

|                                                        |    |
|--------------------------------------------------------|----|
| No. of slaughtermen's licences renewed during the year | 33 |
| No. of new licences issued                             | 6  |

CARCASSES INSPECTED AND CONDEMNED

|                                                                                 | Cattle<br>excluding<br>cows. | Cows. | Calves. | Sheep<br>and<br>Lambs. | Pigs. |
|---------------------------------------------------------------------------------|------------------------------|-------|---------|------------------------|-------|
| Number killed (if known)                                                        | 571                          | 210   | 9       | 2,688                  | 1,636 |
| Number inspected                                                                | 571                          | 210   | 9       | 2,688                  | 1,636 |
| <u>All diseases except T.B.</u>                                                 |                              |       |         |                        |       |
| Whole carcasses condemned                                                       | 2                            | -     | 1       | 3                      | 5     |
| Carcasses of which some part<br>or organ was condemned                          | 276                          | 62    | -       | 1,193                  | 148   |
| Percentage of the number<br>inspected affected with<br>disease other than T.B.. | 48.7%                        | 29.5% | 11.1%   | 44.5%                  | 9.4%  |
| <u>Tuberculosis only.</u>                                                       |                              |       |         |                        |       |
| Whole carcasses condemned                                                       | 4                            | 6     | -       | -                      | 2     |
| Carcasses of which some<br>part or organ was<br>condemned                       | 93                           | 80    | -       | -                      | 47    |
| Percentage of the number<br>inspected affected<br>with T.B.                     | 17%                          | 41%   | -       | -                      | 3%    |



CARCASES INSPECTED AND CONDEMNED. (continued).

|                                                                       |                 |
|-----------------------------------------------------------------------|-----------------|
| Total weight of home killed meat condemned at abattoir                | 8 tons 19 cwts. |
| Total weight of imported meat condemned at abattoir                   | 2 cwts.         |
| Total weight of canned imported meat condemned at abattoir            | Nil.            |
| No. of visits to abattoir                                             | 150             |
| Total weight of home killed meat condemned at private slaughterhouses | 1 ton 7½ cwts.  |
| No. of visits to Slaughterhouses                                      | 473             |
| Total weight of other foods condemned                                 | 24 cwts.        |
| Number of inspections                                                 | 176             |

SHOPS ACT, 1950.

|                                           |     |
|-------------------------------------------|-----|
| Number of visits                          | 109 |
| Number of unsatisfactory conditions found | 4   |
| Number remedied                           | 4   |

BAKEHOUSES.

|                                  |     |
|----------------------------------|-----|
| Number in district               | 15  |
| Number of inspections            | 40  |
| Number of bakehouses underground | Nil |

SMOKE ABATEMENT.

|                                                           |     |
|-----------------------------------------------------------|-----|
| Number of smoke observations each of 30 minutes duration  | 4   |
| Number of above showing excessive emission of black smoke | Nil |
| Number of cautions issued                                 | Nil |
| Number of statutory notices issued                        | Nil |

PREMISES AND OCCUPATIONS CONTROLLED BY BYELAWS OR REGULATIONS.

| Regulated Buildings,<br>Trades, etc. | No. in<br>District. | No. on<br>Register. | No. of<br>Inspections. | General<br>Conditions. |
|--------------------------------------|---------------------|---------------------|------------------------|------------------------|
| Common Lodging Houses.               | -                   | -                   | -                      | -                      |
| Houses Let in Lodgings.              | -                   | -                   | -                      | -                      |
| Tents, Vans and Sheds.               | 12                  | 12                  | 187                    | Satisfactory           |
| Knacker's Yards.                     | 1                   | 1                   | 16                     | Satisfactory           |

FACTORIES ACTS, 1937 AND 1948.

Inspections for purposes of provisions as to health (including inspections made by Sanitary Inspectors).

| Premises.                                                                                                  | No. on<br>Register. | Inspections. | No. of<br>written notices | Occupiers<br>prosecuted. |
|------------------------------------------------------------------------------------------------------------|---------------------|--------------|---------------------------|--------------------------|
| (1) Factories in which sections 1,2,3,4 & 6 are to be enforced by the Local Authority.                     | 6                   | 19           | -                         | -                        |
| (2) Factories not included in (1) in which section 7 is enforced by the Local Authority.                   | 70                  | 32           | -                         | -                        |
| (3) Other premises in which section 7 is enforced by the Local Authority (excluding outworkers' premises). | -                   | -            | -                         | -                        |
| Total:                                                                                                     | 76                  | 51           | -                         | -                        |



CASES IN WHICH DEFECTS WERE FOUND.

| Particulars.                      | Found. | Remedied. | Referred              |                       | Prosecutions. |
|-----------------------------------|--------|-----------|-----------------------|-----------------------|---------------|
|                                   |        |           | to H.M.<br>Inspector. | by H.M.<br>Inspector. |               |
| Want of cleanliness               | -      | -         | -                     | -                     | -             |
| Overcrowding                      | -      | -         | -                     | -                     | -             |
| Unreasonable temperature          | -      | -         | -                     | -                     | -             |
| Inadequate ventilation            | -      | -         | -                     | -                     | -             |
| Ineffective drainage of<br>floors | -      | -         | -                     | -                     | -             |
| Sanitary conveniences             | -      | -         | -                     | -                     | -             |
| (a) Insufficient                  | -      | -         | -                     | -                     | -             |
| (b) Unsuitable or<br>defective    | -      | -         | -                     | -                     | -             |
| (c) Not separate for<br>sexes     | -      | -         | -                     | -                     | -             |
| Other offences                    | -      | -         | -                     | -                     | -             |
| Total:                            | -      | -         | -                     | -                     | -             |

NUISANCES.

|                                |     |
|--------------------------------|-----|
| Number found during 1954       | 630 |
| Number in hand 1953            | 207 |
| Total requiring abatement      | 837 |
| Abated during the year         | 638 |
| Outstanding at the end of 1954 | 199 |

## NOTICES.

|                                                     |     |
|-----------------------------------------------------|-----|
| No. of informal notices served during 1954          | 384 |
| No. complied with (including 51 from previous year) | 236 |
| No. of statutory notices served                     | 234 |
| No. complied with (including 24 from previous year) | 170 |
| No. of legal proceedings taken                      | 14  |

## CLOSET ACCOMMODATION

|                                                    |        |
|----------------------------------------------------|--------|
| No. of privies with open middens                   | 32     |
| No. of pail or tub closets                         | 301    |
| No. of privies with covered middens                | 177    |
| No. of water closets added during the year         | 533    |
| Total No. of water closets                         | 15,435 |
| Other types of closets constructed during the year | Nil    |
| Percentage of closets on water carriage system     | 96.8   |

## PUBLIC CLEANSING.

|                               |         |
|-------------------------------|---------|
| No. of premises with dustbins | 14,969  |
| Cost of Public Cleansing      | £27,011 |

## CESSPOOL EMPTYING.

|                  |     |
|------------------|-----|
| No. of cesspools | 149 |
|------------------|-----|

## VISITS AND INSPECTIONS.

|                          |       |
|--------------------------|-------|
| Housing                  | 526   |
| Nuisances and complaints | 1,278 |
| Drains and sewers        | 772   |
| Sanitary conveniences    | 108   |
| Infectious diseases      | 244   |
| Ponds, ditches, etc.     | 43    |



VISITS AND INSPECTIONS. (continued)

|                                               |       |
|-----------------------------------------------|-------|
| Changes in tenancies (Council houses)         | 763   |
| Applications to take in lodgers               | 63    |
| Wet or fried fish shops                       | 37    |
| Bakehouses                                    | 40    |
| Ice cream premises                            | 37    |
| Food preparing premises                       | 200   |
| Butchers' shops                               | 240   |
| Food inspections                              | 176   |
| Slaughterhouses                               | 473   |
| Abattoir                                      | 150   |
| Food Poisoning (and suspected food poisoning) | 348   |
| Water supplies                                | 101   |
| Shops Act                                     | 109   |
| Milk and Dairies Regulations                  | 9     |
| Factories Act                                 | 51    |
| Spoilbanks                                    | 56    |
| Petroleum Acts                                | 8     |
| Re-visits (preliminary and statutory notices) | 2,637 |
| Market                                        | 184   |
| Rodent Control                                | 1,928 |
| Miscellaneous (interviews, etc).              | 567   |

SANITARY CIRCUMSTANCES - INDEX

|                        | <u>Page.</u> |
|------------------------|--------------|
| Introduction           | 1            |
| Housing                | 1            |
| Verminous Premises     | 1            |
| Water Supplies         | 1            |
| Sewers and Sewerage    | 1            |
| Meat Inspection        | 1            |
| Milk Samples           | 1            |
| Ice Cream              | 1            |
| Swimming Baths         | 1            |
| Sanitary Accommodation | 2            |
| Public Cleansing       | 2            |
| Public Conveniences    | 2            |
| Rodent Control         | 2            |
| Spoilbanks             | 2            |
| Market                 | 2            |
| Clean Food             | 2            |
| Salvage                | 2            |
| Staff                  | 3            |



THEORY OF THE EARTH

|                                                                                                            |                                                                                                            |
|------------------------------------------------------------------------------------------------------------|------------------------------------------------------------------------------------------------------------|
| 1. The Earth is a sphere.                                                                                  | 1. The Earth is a sphere.                                                                                  |
| 2. The Earth is composed of various layers.                                                                | 2. The Earth is composed of various layers.                                                                |
| 3. The layers of the Earth are the crust, the mantle, and the core.                                        | 3. The layers of the Earth are the crust, the mantle, and the core.                                        |
| 4. The crust is the outermost layer of the Earth.                                                          | 4. The crust is the outermost layer of the Earth.                                                          |
| 5. The mantle is the layer below the crust.                                                                | 5. The mantle is the layer below the crust.                                                                |
| 6. The core is the innermost layer of the Earth.                                                           | 6. The core is the innermost layer of the Earth.                                                           |
| 7. The crust is made of rocks.                                                                             | 7. The crust is made of rocks.                                                                             |
| 8. The mantle is made of molten material.                                                                  | 8. The mantle is made of molten material.                                                                  |
| 9. The core is made of molten iron and nickel.                                                             | 9. The core is made of molten iron and nickel.                                                             |
| 10. The Earth's surface is covered by water and land.                                                      | 10. The Earth's surface is covered by water and land.                                                      |
| 11. The water on the Earth's surface is called the hydrosphere.                                            | 11. The water on the Earth's surface is called the hydrosphere.                                            |
| 12. The land on the Earth's surface is called the lithosphere.                                             | 12. The land on the Earth's surface is called the lithosphere.                                             |
| 13. The atmosphere is the layer of gas surrounding the Earth.                                              | 13. The atmosphere is the layer of gas surrounding the Earth.                                              |
| 14. The biosphere is the layer of life on the Earth.                                                       | 14. The biosphere is the layer of life on the Earth.                                                       |
| 15. The geosphere is the layer of the Earth's interior.                                                    | 15. The geosphere is the layer of the Earth's interior.                                                    |
| 16. The hydrosphere, lithosphere, atmosphere, biosphere, and geosphere are all part of the Earth's system. | 16. The hydrosphere, lithosphere, atmosphere, biosphere, and geosphere are all part of the Earth's system. |
| 17. The Earth's system is a complex system of interacting parts.                                           | 17. The Earth's system is a complex system of interacting parts.                                           |
| 18. The Earth's system is a dynamic system that changes over time.                                         | 18. The Earth's system is a dynamic system that changes over time.                                         |
| 19. The Earth's system is a self-regulating system.                                                        | 19. The Earth's system is a self-regulating system.                                                        |
| 20. The Earth's system is a system that maintains a balance.                                               | 20. The Earth's system is a system that maintains a balance.                                               |





