

[Report 1954] / Medical Officer of Health, Hartlepool Borough.

Contributors

Hartlepool (England). Borough Council. nb2004301809

Publication/Creation

1954

Persistent URL

<https://wellcomecollection.org/works/arc2vpj4>

License and attribution

You have permission to make copies of this work under a Creative Commons, Attribution license.

This licence permits unrestricted use, distribution, and reproduction in any medium, provided the original author and source are credited. See the Legal Code for further information.

Image source should be attributed as specified in the full catalogue record. If no source is given the image should be attributed to Wellcome Collection.




Wellcome Collection
183 Euston Road
London NW1 2BE UK
T +44 (0)20 7611 8722
E library@wellcomecollection.org
<https://wellcomecollection.org>

HEALTH
A 16 NOV 55
C.R. 42

Library

BOROUGH OF HARTLEPOOL



ANNUAL REPORT

of the

MEDICAL OFFICER OF HEALTH

and

SENIOR SANITARY INSPECTOR

On the Health and Sanitary Circumstances
of the Borough
for the Year ended 31st December, 1954



BOROUGH OF HARTLEPOOL



ANNUAL REPORT

of the

MEDICAL OFFICER OF HEALTH

and

SENIOR SANITARY INSPECTOR

On the Health and Sanitary Circumstances

of the Borough

for the Year ended 31st December, 1954

THE JOURNAL OF THE

ROYAL SOCIETY OF MEDICINE



ANNUAL REPORT

FOR THE YEAR 1904

AND

THE JOURNAL OF THE

ROYAL SOCIETY OF MEDICINE

BOROUGH OF HARTLEPOOL

Members of the Public Health and Housing Committee, 1954-55.

Chairman - - Alderman F. Windebank

Deputy Chairman - - Councillor E. Friel

Aldermen - - F. J. Carr
G. Davison
F. Jacques
H. Lightfoot

Councillors - - O. F. Bradshaw
Mrs. J. Flewker
J. McKenna
Mrs. M. E. Smith
J. Westmorland

HEALTH DEPARTMENT STAFF

Medical Officer of Health, Assistant County Medical Officer and
School Medical Officer :

J. L. SIDDLE, M.B., B.S., D.P.H. (*Resigned 17/8/54*)

Sanitary Inspectors, Meat and Food Inspectors :

G. A. WARD, M.S.I.A.

Certificate of R.S.I. and Sanitary Inspectors' Joint Board.

Certificate of R.S.I. as Inspector of Meat and Other Foods.

J. TAYLOR (*Resigned 31/8/54*)

Certificate of R.S.I. and Sanitary Inspectors' Joint Board.

Certificate of R.S.I. as Inspector of Meat and Other Foods.

Health Visitors and School Nurses :

Miss A. BENDELOW, S.R.N., H.V. Cert., S.C.M.

Miss M. BUCHANAN, S.R.N., H.V. Cert., S.C.M.

Miss S. HOOD, S.R.N.

Clerks :

Miss M. WHEATLEY

Mr. J. J. PRYDE (*Died 16/6/1954*)

Mr G. H. HEAL (*From 23/8/54*)

Miss J. A. PALLISTER

*Health Department,
Frederic Street,
Hartlepool.*

To the Chairman and Members of the Health and Housing Committee.

Mr. Chairman, Ladies and Gentlemen,

I submit the Annual Report on the health of the Borough of Hartlepool for the year 1954.

My period of office in Hartlepool terminated in August, 1954, since which date the Town has been without a Medical Officer of Health.

As I am not on the spot to give full attention to the changes in the town, I have limited the remarks in the first part of the report, and made it almost entirely factual.

The death rate for the town for the year was above that in England and Wales, having risen considerably since last year.

The birth rate continues to fall, although it is still somewhat above the level of England and Wales.

The infant mortality rate has risen slightly.

There has been only one death under the heading Child Bearing and Pregnancy.

The number of Infectious Disease has risen sharply, mainly due to epidemics of Measles and Whooping Cough. There has, unfortunately, been one death from Whooping Cough during the year.

No cases of Diphtheria were notified for the fourth successive year.

Slum Clearance, and building of new houses has continued during the year. The continuation of this work will I feel sure, show dividends in the improved health of the people in the years to come.

I have the honour to be,

Your obedient servant,

J. L. SIDDLE,
Medical Officer of Health.

BIRTH RATES, DEATH RATES and ANALYSIS of MORTALITY RATES in the Year 1954.

England and Wales, 160 County Boroughs & Great Towns,
and 160 Smaller Towns.

	England and Wales	160 County Borough and Great Towns (including London)	160 Smaller Townships (Resident Population 25,000—50,000 at 1951 census)	Hartlepool
<i>Rates per 1,000 Population</i>				
Births—				
Live Births	15.2	16.8	15.4	17.20
Still Births	0.36	0.43	0.34	0.65
Deaths—				
All causes	11.3	12.0	11.3	16.51*
Typhoid & Paratyphoid	0.00	0.00	0.00	0.00
Whooping Cough	0.00	0.00	0.00	0.006
Diphtheria	0.00	0.00	0.00	0.00
Tuberculosis	0.17	0.24	0.19	0.24
Influenza	0.05	0.04	0.05	0.12
Smallpox	0.00	0.00	0.00	0.00
Acute Poliomyelitis (including polio-ence- phalitis)	0.00	0.00	0.00	0.00
Pneumonia	0.48	0.50	0.49	0.53

*Adjusted by comparability factor for comparison purposes.

	Rates per 1,000 Live Births.			
Deaths—				
All causes under one year of age	25.5	29.2	23.7	40.5
Enteritis and Diar- rhoea under 2 years of age	0.8	0.87	0.5	0.0

STATISTICS and SOCIAL CONDITIONS of the AREA.

Area (Acres)	1,841
Population (Census 1951)	17,217
Population (estimated mid 1954)	16,940
Rateable Value	£84,884
Sum represented by 1d. rate	£312 (<i>est.</i>)
Total Number of Dwelling houses at 31.12.54	4,777
Number of new houses completed in 1954	144

POPULATION.

The estimated population mid-1954 as supplied by the Registrar-General was 16,940 and was unchanged as compared with 1953.

<i>Year</i>	<i>Registrar General's Estimated Population</i>
1941	15,280
1942	14,840
1943	14,510
1944	14,740
1945	14,950
1946	15,780
1947	16,020
1948	16,660
1949	16,900
1950	16,940
1951	16,990
Population by 1951 Census	17,217
1952	17,080
1953	16,940
1954	16,940

The distribution of the population throughout the wards during the year is indicated by the following figures based on the number of electors in each ward :—

St. Hilda—3,021	Station—2,282	Throston—2,678
Central—2,661	Brus—3,576	Hart—2,722

HOUSING STATISTICS

No. of applicants on Waiting List as at 31st December, 1954	1,304
No. of houses completed and let 1st Jan. to 31st Dec., 1954	143
No. of other houses becoming available for letting during same period	121
No. of families rehoused as special cases on medical grounds	8
No. of families rehoused on account of Tuberculosis ..	5

The figure of 1,304 applicants for Council houses must be analysed in order to assess the position wherein there are this number of applicants in a town with 4,777 houses, 1,168 of which have been built since the end of the war and the active slum clearance rehousing.

The applicants can be divided up thus :—

Families outside Hartlepool	111
“Doubled-up” families living with relatives	394
Families having own tenancy but living in overcrowded conditions as assessed by the Council’s point scheme..	220
From families in houses scheduled for closure or for demolition	83
From families having own tenancy but no overcrowding..	496
	<hr style="width: 100%; border: 0.5px solid black; margin-bottom: 2px;"/> 1,304 <hr style="width: 100%; border: 0.5px solid black; margin-top: 2px;"/>

It would appear from the above figures that about 40% of the applicants have no real need for rehousing from a health point of view. They are desirous of obtaining a more modern house or a house with modern amenities. It is of course essential that all other applicants should be dealt with before those applicants already in reasonable accommodation are even considered.

The main problems appear to be “living-in” families and families in unfit houses. The figure for families “living-in” has risen by 29 since 1953 and is largely responsible for the rise in the total applicants from 1,259 in 1953 to 1,304 in 1954.

BIRTHS.

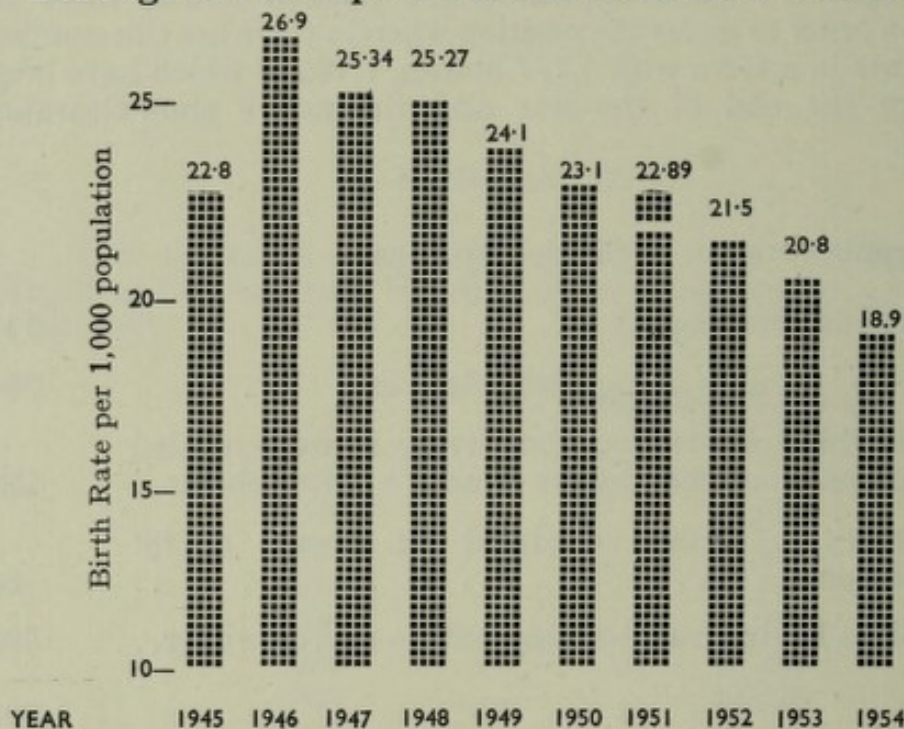
There were 321 live births in the Borough in 1954 as compared with 352 in 1953. The crude birth rate for 1954 was 18.9. A glance at the diagram below shows that the steady decline in the birth rate since 1946 has continued.

The birth rate for the town, however, continues at a level higher than the average for England and Wales.

The total births were made up as follows :—

		<i>Male</i>	<i>Female</i>	<i>Total</i>
Live Births—	Legitimate	155	157	312
	Illegitimate	5	4	9
Still Births—	Legitimate	3	7	10
	Illegitimate	—	1	1

Borough of Hartlepool—Crude Birth Rate 1945-1954.



DEATHS.

The main causes of death in order of importance are unchanged, viz., diseases of the heart and blood vessels; cancer; pneumonia and bronchitis. Their respective importances have altered a little in that the percentage due to diseases of heart and blood vessels has fallen somewhat and that due to cancer and chest diseases pneumonia and bronchitis has risen. Deaths from pulmonary tuberculosis continue to be small. There is an increase in the deaths from defined and ill-defined diseases and from accidents. The high number of cases of lung cancer in males which showed itself in 1953 has fallen somewhat although the great prevalence of the disease in males is still to be seen—5 males to 1 female. Enquiries and discussions as to the reason for this still continue without any definite decisions being reached.

There were 220 deaths which in a population of 16,940 makes a crude death rate of 13.0. The crude death rate for 1953 was 10.9.

Borough of Hartlepool.—Table to show causes of death during 1954 together with percentages of the total for the 3 main causes and for Tuberculosis. (Figures for 1953 are given for comparison).

CAUSES OF DEATH	1953			1954		
	M	F	% of total of main causes of death	M	F	% of total of main causes of death
Tuberculosis, respiratory ..	5	3	4.3%	2	1	1.4%
Tuberculosis, other ..	—	—		1	—	
Syphilitic disease ..	—	—		1	—	
Diphtheria ..	—	—		—	—	
Whooping Cough ..	—	—		—	1	
Meningococcal infections ..	—	—		—	1	
Acute poliomyelitis ..	—	—		—	—	
Measles ..	—	—		—	—	
Other infective and parasitic disease	—	—		—	—	
Malignant neoplasm, stomach ..	7	4	13%	6	4	16.4%
Malignant neoplasm, lung, bronchus	11	—		5	1	
Malignant neoplasm, breast ..	—	2		—	3	
Malignant neoplasm, uterus ..	—	2		—	1	
Other malignant and lymphatic neoplasms ..	4	4		12	4	
Leukaemia, aleukaemia ..	—	—		—	1	
Diabetes ..	—	—		3	1	
Vascular lesions of nervous system	15	17	47.5%	7	16	42.3%
Coronary disease, angina ..	18	6		19	10	
Hypertension with heart disease ..	3	3		5	1	
Other heart disease ..	3	10		11	10	
Other circulatory disease ..	10	3		7	7	
Influenza ..	—	—	9.7%	—	2	11.8%
Pneumonia ..	2	6		5	4	
Bronchitis ..	3	7		10	7	
Other diseases of resp. system	—	—		—	1	
Ulcer of stomach and duodenum ..	—	—		1	1	
Gastritis, enteritis & diarrhoea ..	1	—		—	—	
Nephritis and nephrosis ..	2	—		2	—	
Hyperplasia of prostate ..	—	—		1	—	
Pregnancy, childbirth, abortion ..	—	2		—	1	
Congenital malformations ..	—	—		—	1	
Other defined and ill-defined diseases ..	13	11		17	16	
Motor vehicles accidents ..	2	—		2	1	
All other accidents ..	4	1		6	1	
Suicide ..	1	—		—	1	
Homicide and operations of war ..	—	—		—	—	

GENERAL PROVISIONS of HEALTH SERVICES for HARTLEPOOL.

Hospitals (under the control of the Hartlepoons Hospitals Management Committee).

Infectious Diseases. These are admitted to Brierton Hospital which still maintains a number of beds for the common infectious diseases.

Tuberculosis. Brierton Hospital is now in the main a hospital for cases of tuberculosis. Cases for whose treatment facilities are not available there, are admitted to hospitals outside the area.

General Hospitals. Hospitals in the area to which Hartlepool people are sent are the General Hospital and the Cameron Hospital in West Hartlepool and the Hartlepoons Hospital in Hartlepool.

General Medical Practitioners.

The Executive Council for the County of Durham is the body responsible for administration of the National Health Service insofar as the General Practitioner Service in Hartlepool is concerned.

Midwives. The Domiciliary Midwifery Service is a County Council Service. The midwives serving Hartlepool: Nurse E. E. Lee, 13 West View, Hartlepool; Nurse E. Foster, 75 Marine Drive, Hartlepool and Nurse Ashton, The Bungalow, Grove Street, Hartlepool.

Home Nursing Service. Home nursing is the responsibility of Durham County Council. There are two nurses: Nurse Carter, 7 Clifford Close, Hartlepool and Nurse Hart, 7 North Drive, West Hartlepool.

Clinics and Treatment Centres.

Infant Welfare Clinic. Durham County Council Infant Welfare Clinics are held as under:—

Frederic Street Clinic—every Tuesday, 9-30 a.m. to 11-30 a.m.
and 1-30 p.m. to 3-30 p.m.

West View Clinic—every Thursday 1-30 p.m. to 3-30 p.m.

Sunlight Clinic—held every Tuesday morning at Frederic Street Clinic.

Ante-Natal Clinics. These clinics are attended by certain of the general practitioners of the town who see only their own patients. The clinics are held at Frederic Street and West View.

Birth Control Clinic. Durham County Council did run a Birth Control Clinic which was held at Frederic Street Clinic but at present is regrettably closed.

School Minor Ailment Clinic. This clinic is held at Frederic Street as follows :—

Monday morning—9-30 a.m. to 11-30 a.m.

Wednesday morning—9-30 a.m. to 11-30 a.m.

Friday morning—treatment only—no doctor in attendance.

Ophthalmic School Clinic. This clinic is held at Frederic Street.

School Dental Clinic. Held on Monday morning and afternoon and Thursday morning at Frederic Street.

Chest Clinics. The chest clinic is held at Brierton Hospital, West Hartlepool, for Hartlepool patients as follows :—

Males	}	Morning and afternoon—every Monday.
Females		
Children—Wednesday afternoon.		

Venereal Diseases Clinic. This clinic is held at Mill House Dispensary, Stranton, West Hartlepool as follows :—

Males—Thursdays from 5 p.m. to 7 p.m.

Females—Wednesdays from 2 p.m. to 4 p.m.

In an emergency when Mill House is closed patients can be treated at the General Hospital, Middlesbrough.

Ambulance Service. The Ambulance Service in Hartlepool is a Durham County Council Service. One ambulance is stationed in Hartlepool and is controlled from the West Hartlepool Ambulance Station.

The control is continuously manned and receives calls for ambulance transport and transmits necessary instructions. Where necessary the County Ambulance is supplemented by the ambulances of West Hartlepool.

The ambulance stationed in Hartlepool covers also parts of Stockton Rural area.

Usage of Ambulance Service—Hartlepool, 1954.

	Journeys under- taken	Cases carried			Mileage Travelled
		Stretcher	Sitting	Total	
(a) By County vehicle stationed in Hartlepool	2304 (2638)	1776 (1891)	4210 (3851)	5986 (5742)	26508 (25780)
(b) By West Hartlepool Ambulance Service on behalf of County Council	102 (105)	100 (101)	1 (12)	101 (113)	910 (778)
Totals	2406 (2743)	1876 (1992)	4211 (3863)	6087 (5855)	27418 (26558)

Figures in brackets are for the year 1953.

NOTE.—In addition to the above the services of neighbouring County Depots are also utilised particularly on occasions when economy can be effected by co-ordinating journeys.

Figures of Interest as Applying on the 31st December, 1954.

Hartlepool children in the care of Durham County Council :

in Children's Homes and Nursery .. 32

in approved schools 3

Hartlepool persons maintained by Durham County Council :

in Residential Hostels 13

Hartlepool persons on the Blind Register 32

Hartlepool persons who are notified Mental Defectives 38

Hartlepool persons on Tuberculosis Register .. 113

PREVALENCE OF AND CONTROL OVER INFECTIOUS AND OTHER DISEASES.

The following table gives the number of notifications of cases of infectious diseases and also the number of deaths for 1953 and for 1954.

Prevalence of Infectious Diseases.

Disease	1953		1954	
	Total cases notified	Number of Deaths	Total cases notified	Number of Deaths
Scarlet Fever	11	—	3	—
Measles	71	—	392	—
Pneumonia (Primary & Influenzal)	2	—	1	—
Puerperal Pyrexia	—	—	3	—
Whooping Cough	13	—	132	1
Meningococcal Infection	1	—	1	1
Dysentery	5	—	6	—
Poliomyelitis	—	—	—	—
Food Poisoning	1	—	—	—
Erysipelas	1	—	1	—

The age-group distribution of cases of infectious diseases for the year 1954 :—

[illegible]

Notifiable Diseases.

The notifiable diseases which require to be notified to the Medical Officer of Health of districts under the provisions of the Public Health Acts are Smallpox, Cholera, Diphtheria, Membraneous Croup, Erysipelas, Scarlet Fever, Typhus and Enteric or Relapsing Fever.

Apart from these notifiable diseases there are others which include Plague, Cerebro-Spinal Meningitis, Acute Poliomyelitis, Tuberculosis, Ophthalmia Neonatorum, Encephalitis Lethargica, Malaria, Dysentery, Acute Pneumonia, Acute Influenzal Pneumonia, Puerperal Pyrexia, Measles and Whooping Cough.

Under the Food and Drugs Act, 1938, Medical Practitioners are required to notify cases of food poisoning.

Diphtheria.

There were no cases of diphtheria in the Borough during 1954. This is for the fourth consecutive year.

The diminution in cases of diphtheria has been one of the outstanding successes of preventive medicine.

We must however continue to work to maintain this satisfactory position. The organisation is still with us and is only waiting for us to diminish our efforts when it will once again make its presence felt.

Immunisation of the child population in Hartlepool is carried out by the local practitioners as well as by the Medical Officer of Health. Sessions for this purpose are held by the Medical Officer of Health at Frederic Street for schoolchildren. Pre-school children are immunised at the Baby Clinics at Frederic Street and West View.

Diphtheria Immunisations carried out during the year 1954.

	<i>Under 5 years</i>	<i>5-14 years</i>	<i>Booster</i>	<i>Total</i>
No. of children immunised	204	72	124	400

The position in the town at the end of 1954 was that 64.1% of the children at risk under 5 years had been protected from diphtheria by immunisation and that 63.3% of children from 5 to 15 years of age were protected.

Scarlet Fever.

There were 3 cases notified as Scarlet Fever during the year as compared with 11 in the previous year. There were no deaths.

Acute Anterior Poliomyelitis.

There were no cases notified during 1954.

Measles.

The periodicity of measles which we have come to expect in urban districts seems in the past few years to have undergone a change. As can be seen from the adjoining table the disease did have a biennial periodicity until 1950 since when we have had a large number of notifications each year until 1953 when there has been a drop but the large increase in cases this year has again brought about the biannual periodicity.

Notified Cases of Measles — Hartlepool.

Year	1945	1946	1947	1948	1949	1950	1951	1952	1953	1954
No. of cases notified	306	254	16	426	42	380	234	261	71	392

Whooping Cough.

Year	1950	1951	1952	1953	1954
No. of Notifications	7	36	160	13	132

There was during the year a big increase in the number of cases of whooping cough notified. This may be the natural sequence of events following the reduction during 1953. There was one death during the year.

A large number of local health authorities are now carrying out the immunisation in conjunction with diphtheria immunisation.

This disease is in my opinion the infectious disease most in need of action and I feel that a scheme for immunisation against whooping cough should be introduced as soon as possible by the County Council.

Tuberculosis.

There were during the year 24 new cases notified and there were 4 deaths from this disease.

The notifications of new cases remain at much the same level as previously. The figure of 4 deaths is a reduction of 4 on the previous year and is an improvement on what appertained a few years ago being the second lowest rate, .23 per 1,000, ever recorded.

The Mass Radiography Unit visited Hartlepool for one week during the year.

MASS RADIOGRAPHY

**Number of Persons X-rayed and Referred to Chest Clinics
showing abnormalities found.**

MALES—

EXAMINEES	Miniature Films	Referred to Chest Clinic	N.A.D. at Chest Clinic	ABNORMALITIES FOUND			
				Active T.B.	Inactive T.B.	Bronchi- ectasis	Non- Tubercu- lar
National Service Recruits	59	—	—	—	—	—	—
Schoolchildren	123	4	1	1	2	—	—
Miscellaneous	188	5	—	1	2	—	2
Total	370	9	1	2	4	—	2

FEMALES—

EXAMINEES	Miniature Films	Referred to Clinic	Abnormalities Found			Non- Tubercu- lar
			Active T.B.	Inactive T.B.	Neoplasm	
Schoolchildren	399	4	3	—	—	1
Miscellaneous	237	8	1	4	—	3
Total	636	12	4	4	—	4

Of the 1,006 total persons X-rayed by the unit, 21, or 2.08%, were referred to the Chest Clinic. Of these 21, 6 or 0.59%, were found to be in need of immediate treatment, 8 had healed lesions, and a further 6, or 0.59%, had non-tubercular diseases.

B.C.G.

There is no scheme for B.C.G. vaccination in the town.

INFANT WELFARE SERVICES.

It must again be emphasised that the basis of these services is the work done by the Health Visitors. Again, the fact that the Health Visitor is a highly-qualified nurse must be made known more generally—besides being a trained nurse she is invariably a fully-qualified midwife and has to have a Health Visitor's Certificate.

The way in which the Health Visitors may be brought to work more in conjunction with the general practitioners is at the present time giving rise to much thought and discussion. No schemes have as yet been introduced in this area but the Health Visitors are always willing to go and help the local general practitioners whenever they can.

Work done by the Health Visitors during the year 1954.

DOMICILIARY VISITS.

The total number of effective visits paid :—

1. Maternity and Child Welfare	3,823
2. Tuberculosis	416
3. General Health	2
4. Mental Deficiency	143
5. School	156
6. Ineffective Visits	148
				4,688

Average daily number of effective visits per Health Visitor 22

CLINICS, ETC., WORK.

Time (as days) spent :—

(a) at M. & C.W. Centres	130
(b) at Chest Clinics	44
(c) at School	3

Infant Welfare Centres.

The total numbers attending the two centres continues to fall at a slow rate. There has been of course, a redistribution of attendances between the centres due to the population changes brought about by slum clearance and rehousing.

The transfer of families to West View has resulted in an increased proportion of young mothers attending the West View Clinic and a corresponding drop in the attendances at Frederic Street but without a corresponding increase at West View, due no doubt to the unsatisfactory siting and nature of the temporary accommodation at present used. It may be that attendances will increase when the new central clinic at West View is completed next year.

Child Welfare Centres — Attendances, 1954.

Centre	Children		Children attending for first time	
	Under 1 yr.	1-5 yrs.	Under 1 yr.	1-5 yrs.
Frederic Street	1657 (1568)	294 (436)	122 (139)	11 (32)
West View	1185 (1435)	217 (244)	158 (126)	24 (20)
Totals	2842 (3003)	511 (680)	280 (265)	35 (52)

Figures for 1953 are given in brackets.

Infantile Mortality.

The number of deaths of infants under 1 year for the year 1954 was 13. The Infantile Mortality Rate was thus 40.5, inferior to the previous year when it was 36.9.

Appendix II gives an indication of the trend in Hartlepool and offers a comparison with England and Wales as a whole.

INFANTILE MORTALITY.

Causes of Infant Deaths in relation to age.

DISEASE	Under 1 wk	1-2 wks	2-3 wks	3-4 wks	Total under 4 wks	1 month & under 3 mths	3-6 mths	6-9 mths	9-12 mths	Total
Prematurity	2	—	—	—	2	—	—	—	—	2
Atelectasis	4	—	—	—	4	—	—	—	—	4
Anencephaly	1	—	—	—	1	—	—	—	—	1
Prematurity Broncho Pneumonia..	—	—	—	—	—	1	—	—	—	1
Acute congestion of Lung	—	1	—	—	1	—	—	—	—	1
Convulsions Rickets	—	—	—	—	—	—	1	—	—	1
Haemorrhagic Disease New Born	1	—	—	—	1	—	—	—	—	1
Prematurity Inanition	—	1	—	—	1	—	—	—	—	1
Rhesus Incompatibility	—	—	—	—	—	1	—	—	—	1

From the table it is plain that prematurity is now the main problem to be tackled. Apart from this there was 1 death from broncho pneumonia which could be looked upon as an avoidable death.

Ante Natal Clinics.

Ante-Natal Clinics are held at both Frederic Street and West View Clinics. During the year only two practices in the town availed themselves of the facilities offered whereby the clinics may be used by the general practitioners for the purpose of holding an ante-natal clinic with the midwives in attendance. The table of attendance shows a further decrease in the attendance figures over the previous year.

**Ante-Natal Clinics—
Attendance 1954 with figures for 1953 in brackets.**

<i>Centre</i>	<i>No. of Attendances</i>	<i>Average per Session</i>
Frederic St.	140 (198)	6 (9)
West View	22 (38)	7 (4)
Total	162 (236)	13 (13)

Domiciliary Midwifery.

During the year the 3 County Midwives working in the Borough attended 96 midwifery cases and 60 maternity cases—a total of 165. Figures for the previous three years are given below :—

Births attended by County Midwives 1952, '53 and '54

	1952	1953	1954
Total births (live and still) ..	367	362	332
Cases attended as midwife ..	134	125	96
Cases attended as Maternity Nurse	58	71	69
Total cases attended	192	196	165

Maternal Mortality.

There was 1 death under the heading Pregnancy, Childbirth and Abortion, during the year as compared with 2 last year.

Domestic Help Service.

This service has continued its good work, in spite of the restricted number of hours available to most cases, and is of particular benefit to the aged and infirm.

Domestic Help Cases during 1954.

Routine Cases.

No. of cases being assisted 1st January, 1954 ..	58
No. of new cases	59
	<hr/>
	117
No. terminated	66
	<hr/>
Cases being assisted on 31st December, 1954 ..	51
	<hr/>

Categories :—

Old Age Pensioners ..	81
Maternity Cases ..	7
Tuberculosis ..	2
Others	27
	<hr/>
	117
	<hr/>

No. of home helps employed—23.

Home Nursing.

There are two nurses working in the town. From the table below the work carried out during the year shows a slight decrease over the past 2 years but taking the figures for the past 3 years it would appear that since the inception of the service that the visits have reached a norm and there is little doubt that these figures indicate that the nurses must be relieving the hospitals and the general practitioners of a great deal of work.

Visits by District Nurses, 1952, 1953 and 1954.

	1952		1953		1954	
	<i>New Cases</i>	<i>Visits</i>	<i>New Cases</i>	<i>Visits</i>	<i>New Cases</i>	<i>Visits</i>
General—						
Medical	262	5,630	362	6,729	344	5,891
Surgical	58	1,491	57	3,062	43	1,391
Tuberculosis	11	313	17	429	20	473
Others	—	191	—	—	—	—
Totals ..	331	7,625	436	10,220	407	7,755

The figures for 1954 include 240 visits to 37 patients under 5 years of age and 1,695 visits to 125 cases over 65 years. Visits for injections number 1,501.

Care and After Care.

Representation made by the Council to Durham County Council for the provision of a local store of Home Nursing Equipment proved successful, and during the year a stock of equipment was made available. This equipment, often needed in a hurry in the case of illness, is issued on the request of the medical practitioner or the district nurse and has proved beneficial and has eliminated delays of the past when such equipment had to be requisitioned from Durham.

Birth Control Clinic.

During the year a Durham County Council ruling that persons living outside the County Council area should not be seen at this clinic, was strictly enforced. At the same time instructions were given to the staff that only those persons who had been referred to the clinic by a doctor, should be advised. This of course has meant a reduction in attendance.

The total number of attendances during the year was 83 and the number of cases on the register in August when the clinic was closed was 47.

The closure of this clinic is a retrograde step as a number of those seeking advice are not in a position, financially, to avail themselves of the services of the Marriage Guidance Council clinics in an adjoining area.

Health Education.

This field of Public Health work is one in which there is much room for expansion. It, however, often depends largely on the public as to whether or not any method used is going to be of value.

The day-to-day individual education of the public by Doctors, Sanitary Inspectors, Health Visitors, Nurses, Midwives, etc., continues unabated. There is no doubt that this steady propaganda does bear fruit although slowly.

Other methods have now been made available to district Medical Officers of Health by the County Council. A sound-film projector and film strip is now available for the use of the Medical Officer of Health of county districts. This has been utilised in Hartlepool to show films on health topics to some of the women's organisations in the town, by all sections of the Health Department staff.

In addition a film-strip projector has been used to supplement Health Visitors' advice and instruction to expectant and nursing mothers.

THE SCHOOL HEALTH SERVICE.

The School Health Service in Hartlepool is the responsibility of the Durham County Council, the Medical Officer of Health acting as School Medical Officer carrying out routine medical inspections of schoolchildren. Each child is examined 4 times during attendance at school i.e. on entry, between 8 and 9 years, at 11 years and as a leaver.

Representations made by the Hartlepool Health Committee last year as to the condition of St. Bega's School were successful and it is anticipated that a replacement school will be provided at West View in the 1956 building programme.

A comprehensive report on the state of the sanitary conveniences in the schools in Hartlepool was sent to the Deputy School Medical Officer last year requesting some action. The conveniences are such that in my view since the schools are to be used for many years to come, it is imperative that they should be brought up-to-date. Accommodation at one school was modernised during the year and others will follow on a priority basis.

Medical Inspection Statistics.

No. of Inspections in Prescribed Groups.

Figures for previous year in brackets.

Entrants	144 (521)
8-9 years (included in other routine inspections)	
11 plus years ..	76 (96)
Leavers	114 (259)
	<hr style="width: 10%; margin: 0 auto;"/>
	334 (1,344)
	<hr style="width: 10%; margin: 0 auto;"/>

Other Routine Inspections — 14 (468).

No. of Special Examinations — 13 (355).

No. of children attending Clinic for treatment — 719 (837)
(2,251 attendances) (2,323).

No. of Children attending Clinic for examination — 755 (968)
(1,744 attendances) (2,257).

No. of re-inspections — 140.

The figures show a tremendous drop in routine examinations of Hartlepool children at the schools. With regard to clinic work there has been reductions in all the figures more especially in inspections and examinations.

ANNUAL REPORT of the SENIOR SANITARY
INSPECTOR for the year 1954.

*Health Department,
Frederic Street,
Hartlepool.*

Mr. Chairman, Ladies and Gentlemen,

Work in the Department has been severely disrupted during the year under review by staff changes, both clerical and technical and at the year-end the post of assistant sanitary inspector had not been filled.

Whilst the past year saw the passing of a number of new acts of Parliament affecting our duties there is little doubt that the Housing Repairs and Rents Act was the most eagerly awaited and most important. As I said last year any legislation that would ensure the adequate maintenance and improvement of old houses should be actively implemented but this act in the form in which it reached the Statute Book has proved of little value in inducing owners to undertake this work as the return they can expect to get is not economic.

Slum clearance and redevelopment proceeded steadily during the year within the terms of the County Council Redevelopment Plan, which was approved in September, and is of course in accordance with the newly-expressed policy of the Government to recommence slum clearance on a National Scale.

In retrospect it is interesting to note that since the recommencement of slum clearance by the Council after the war a total of 887 houses have been dealt with, including those in current areas, and 628 have been demolished and that 182 have been completed on cleared sites with 93 flats and 20 maisonettes in course of erection thereon.

Little cause for comment arises on other aspects of our duties but it is to be noted that the town is to be included in an order under the Food & Drugs (Milk Dairies and Artificial Cream) Act, 1950 by which the retail sale of milk will be restricted to special designated milks, though in actual fact this has been the position for several years.

As all private slaughterhouses were closed on public health grounds in 1939 the decontrol of the meat and livestock industry in July had no effect on this department, all slaughtering being carried out at a public abattoir in an adjoining town.

I am, Mr. Chairman, Ladies and Gentlemen,

Your obedient servant,

G. A. WARD,
Senior Sanitary Inspector.

GENERAL SANITARY WORK.

The demand on the time of your staff in respect of property repairs and maintenance still continues at an abnormally high level, particularly in time of bad weather, to the detriment of other routine work, and the number of repair notices served is again in excess of the average though showing a reduction.

A total of 914 houses were inspected during the year and 1,287 re-inspections were made in respect of properties under notice. 325 informal notices were served in respect of 363 houses with regard to nuisances existing thereon and 247 notices affecting 271 houses were complied with. On the authority of the Committee 22 Statutory Notices were served in the year with respect to 28 houses and 10 such notices were complied with in respect of 12 houses. 15 houses were repaired on verbal request.

It is to be noted that 1 Statutory Notice not fully complied with was abated on default of the owner to 1 house and the necessary action taken to recover the expense incurred which amounted to a total of £64 14s. 0d. A charging order was made for repayment to be spread over a period. Total payments for repairs on default were £75 17s. 8d. during the year.

To summarise, a total of 347 notices were served in respect of 391 houses and 257 such notices were complied with to 283 houses.

SANITARY INSPECTION OF THE DISTRICT.

Dwellinghouses.	<i>Inspection</i>	<i>Re-inspection</i>	<i>Total</i>
Notifiable diseases	6	—	6
Other diseases	1	—	1
Verminous Premises	18	—	18
Dirty Premises	3	3	6
Overcrowded condition	5	—	5
Houses let in lodgings	—	—	—
Housing and Public Health Acts	914	1,287	2,201
Water Supply	15	12	27
Animals, etc. kept	—	—	—
Supervision of removals	304	—	304
Rat-infested premises	155	544	699
Other Premises.			
Tents, Vans, Sheds	—	5	5
Stables	2	—	2
Offensive trades	6	3	9
Marine Stores	2	1	3
Accumulation of rubbish	6	—	6
Factories with mechanical power	52	10	62

Other Premises	<i>Inspection</i>	<i>Re-inspections</i>	Total
Factories with no mechanical power	11	5	16
Workplaces	1	—	1
Places of Public Entertainment	2	—	2
Sale of Rag Flock	—	—	—
Pet Animals Act	—	—	—
Schools	1	—	1

Food Premises.

Licensed Premises	1	—	1
Meat Shops	17	4	21
Provision Shops	79	17	96
Fish Shops	17	3	20
Milk Shops and Dairies	46	6	52
Restaurant Kitchens	17	5	22
Bakehouses	16	6	22
Ice-cream Premises	30	5	35

Miscellaneous—Action Taken.

No. of complaints investigated during year	420
Informal Notices served	325
Informal notices complied with	247
Second or reminder notices sent	330
Nuisances abated without service of written notice	15
Statutory notices served	22
Statutory notices complied with	10
Notices abated on default of owner	1
Warning letters sent	6
Interviews with owners	58
Interviews with builders	50

PUBLIC HEALTH ACT, 1936.

Derelict Property.

During the year 18 derelict houses have been demolished by the owner.

During the past 5 years, 178 derelict houses have been demolished voluntarily and the majority of the sites thus cleared were subsequently acquired compulsorily by the Council and redeveloped.

Vermin Infestation.

There has been no variation in the methods used from previous years i.e. liquid and powder insecticides.

Bug-infested houses dealt with numbered 19, a number of which were properties vacated by successful applicants for new houses.

The furniture and effects of 304 tenants were inspected and disinfested, as necessary, prior to rehousing taking place and verminous properties thus rendered vacant were disinfested prior to re-letting.

Furniture and bedding not capable of being cleansed satisfactorily is removed and destroyed; this action was carried out in 55 cases. The trouble and expense involved has been amply repaid in the freedom of vacated Council Houses from vermin when inspected prior to re-letting.

Treatment of houses, and at times furniture, of houses affected by wood-boring beetles is becoming a seasonable occupation of the summer months, more particularly in Council houses, when the larvae of the beetle is active. Remedial work is at times expensive and if there is any increase in the incidence, consideration may have to be given to the economics of proofing timber used in new houses, building and repair work.

A total of 110 houses were treated during the year for vermin infestation as below :—

Bug-infested	19	Silver fish	4
Black beetles	59	Wood-boring beetles	18
Fleas	10		

Atmospheric Pollution.

The Standing Committee of Tees-side local authorities continued to meet regularly and an active interest was maintained. Interviews were held with managements of concerns which were the cause of atmospheric pollution that were not necessarily limited to the town in which they were situate. The Transport Commission began replacing shunting engines by diesel locomotives during the year, it is hoped that several regular passenger services will be powered by such locomotives in the near future.

The two deposit gauges in the town were in operation for the full year, one sited in the midst of urban development in a semi-industrial area and the other in open country which is rapidly being developed by new housing. The town gauge still continues to give a reading on the average about three times as great as the other and also shows that heavy contamination by coal dust takes place under certain wind directions. It is necessary to operate these gauges for at least five years to obtain satisfactory results under all conditions and Appendix III indicates the monthly record of deposited matter per gauge for complete years they have been exposed.

It is apparent from a detailed examination of the results that in certain weather conditions gauge readings are adversely affected by pollution from outside the area—probably the Teesside.

For last year the Gray Square gauge gives a total deposited matter of 341.30 tons per square mile as against 294.5 tons for the previous year and the West View gauge 146.76 tons as against 171 tons.

Dust Nuisance—Chemical Works.

As I reported last year all kilns are now connected to wash towers though only part of the emission was treated by the one electro-static precipitator in action. Owing to extensive corrosion the second precipitator has not yet been operated or modified.

During the year successful experimental work to eradicate the corrosion continued on the precipitator in use and at the year-end it appeared that the action would be successful. All metal earthing plates had been replaced with wood and the chamber lined with cement, but the efficiency of the chamber was being impaired and a deposit of salt on electrical leads was causing arcing with a progressive deterioration of the performance.

It is anticipated that this relatively minor fault will be readily overcome and if after a sustained test all is satisfactory then the second precipitator will be likewise modified.

Offensive Trades.

Premises—Fish-Curing 6 Miscellaneous 1.

The two establishments carrying on the trade of fish curers had annual licences renewed for a further period of twelve months.

Informal action, indicated below, had to be taken on occasions to abate nuisance :—

Limewash	2	Sanitary accommodation	2
Rubbish	2		

Water Supply.

The town is supplied with water by the Hartlepool Water Company from boreholes situated at two places within the district of the County Borough of West Hartlepool. Capital works carried out over the past few years have resulted in the provision of a new borehole at Naisberry, in the adjoining rural district, which has resulted in a substantial increase in the water resources of the company. Further exploratory work on these lines is also taking place.

Report on water sample supply :—

					<i>Parts per 100,000</i>
Chlorine as Chlorides	15.5000
Nitrogen as Nitrates	0.1015
Ammonia	0.0032
Albuminoid Ammonia	0.0041
Oxygen Absorption	0.0128
Injurious Metals	None
Total Solid Matter dried @ 110°C.	94.0000
pH value of Sample	7.65
					<hr/>
Temporary Hardness	25.0	Degrees			
Permanent Hardness	16.8	„			
					<hr/>
Colour of sample on Hazen Scale	2
Appearance of Sample in 2-foot tube	Not quite bright
Odour when heated to 50°C...	None
					<hr/>

Microscopical Examination.

Satisfactory.

Bacteriological Examination.

No. of colonies on Nutrient Agar. @ 37°C.	
after 72 hours	5 in 2 ml.
No. of colonies on Nutrient Agar @ 20-22°C.	
after 72 hours	3 in 2 ml.
Presumptive B. Coli Test @ 37°C. after 72	
hours	Negative in 100 ml.
Clostridium Welchii Test @ 45°C. in 40 ml.	Negative

Observations.

The chemical analysis of this sample affords no evidence of excessive proportions of nitrogenous constituents such as are usually associated with undesirable drainage, and the figure for Oxygen Absorbed shows that the sample is free from abnormal amounts of organic matter. The microscopical examination gives no indication of contamination by surface drainage and the bacteriological examination is highly satisfactory in every respect. The sample is of good and wholesome quality for human consumption.

HOUSING ACTS, 1936-1952.

Housing Repairs and Rents Act, 1954.

Steady progress was made during the year with rehousing, demolition and clearance of existing areas, and redevelopment of cleared sites was put in hand without delay and at the year-end, 182 houses had been erected on cleared sites in the town. 60 flats and twenty maisonettes were in hand and 33 flats projected. In fact 20% of the Council's post-war housing has been on cleared sites, which besides the obvious advantages to the occupants has meant a considerable saving of valuable farm land.

During the year in continuation of the Council's redevelopment programme, 5 further areas were reported on in respect of which it was resolved to make compulsory purchase orders. There are in these areas 153 dwellings, housing 103 families of 379 persons.

A total of 99 houses were demolished and 285 persons rehoused from clearance areas. It is pleasing to note that 20 maisonettes, specially designed for occupation by aged single occupiers at low rentals, were nearing completion by the year-end. It is hoped to provide supervision and assistance through the services of a warden who will be granted the service tenancy of a nearby Council house. If the experiment proves successful and there is no reason why it should not if the problem is tackled imaginatively, then it is proposed to repeat these buildings on other redeveloped sites which should go a long way to meeting the nearly impossible difficulty of finding this class of occupier who has, through force of circumstance, gravitated to low-class houses in clearance areas and for whom no other suitable accommodation is available.

The programme called for by the Ministry of Housing and Local Government under the Housing, Repairs and Rents Act of 1954 envisages that at the present rate of clearance it will take 17 years to clear the 1,384 unfit houses in the town.

Individual Unfit Houses.

During the year, 8 closing orders were made and 35 persons were rehoused.

In addition to the making of formal closing orders, informal action secured the voluntary closure of 4 houses and the rehousing of 4 families of 17 persons. 13 houses thus vacated were demolished voluntarily, a total of 166 houses have thus been demolished. The House Management Committee rehouse on my certificate as to the insanitary conditions of the house and on written undertaking from the owner not to re-let; 18 houses thus vacated or derelict were demolished voluntarily and 13 are sited in current clearance areas.

Overcrowding.

It is impossible to give an accurate picture of the present overcrowding position without carrying out a fresh survey.

Housing Statistics.

1. Inspection of dwelling houses during the year :—
 - (1)(a) Total number of dwellinghouses inspected for housing defects under the Public Health or Housing Acts 600
 - (b) Number of inspections made for the purpose .. 914
 - (2)(a) Number of dwellinghouses [included under sub-head (1)] above which were inspected and recorded under the Housing Consolidation Regulations, 1925-1932 161
 - (b) Number of inspections made for the purpose .. 475
 - (3) Number of dwellings found to be in a state so dangerous or injurious to health as to be unfit for human habitation 165
 - (4) Number of dwellinghouses (exclusive of those referred to under the preceding sub-head) found not to be in all respects reasonably fit for human habitation 363
2. Remedy of defects during the year without the service of formal notices :—

Number of defective dwellinghouses rendered fit in consequence of informal action by local authority or their officers 271
3. Action under Statutory Powers during the year :—
 - A. Proceedings under sections 9, 10, and 16 of the Housing Act, 1936 :—
 - (1) Number of dwellinghouses in respect of which notices were served requiring repairs 15
 - (2) Number of dwellinghouses which were rendered fit after service of formal notices :—
 - (a) by owners 7
 - (b) by local authority in default of owners .. 1
 - B. Proceedings under the Public Health Acts :—
 - (1) Number of dwellinghouses in respect of which notices were served requiring defects to be remedied .. 13

(2) Number of dwellinghouses in which defects were remedied after the service of formal notices :—	
(a) by owners	4
(b) by local authority in default of owners ..	—
C. Proceedings under sections 11 and 13 of the Housing Act, 1936 :	
(1) Number of dwellinghouses in respect of which Demolition Orders were made	Nil
(2) Number of dwellinghouses demolished in pursuance of Demolition Orders	Nil
D. Proceedings under section 12 of the Housing Act, 1936 :—	
(1) Number of separate tenements or underground rooms in respect of which Closing Orders were made	5
(2) Number of separate tenements or underground rooms in respect of which Closing Orders were determined the tenement or room having been rendered fit	Nil
E. Proceedings under section 3 of the Housing Act, 1949 :—	
(1) Closing Orders made under section 3(1)	1
(2) Demolition Orders determined and Closing Orders substituted under section 3(2)	Nil
F. Proceedings under section 10 of the Local Government (Miscellaneous Provisions) Act, 1953 :—	
Closing Orders made under section 10(1)	2
G. Clearance Areas—	
(1) Total number of unfit houses demolished	95
(2) Total number of other houses demolished	4
(3) Number of persons displaced from unfit houses	275
(4) Number of persons displaced from other houses	10
4. Housing Repairs and Rents Act, 1954.	
(1) Application for disrepair certificate where repairs increase has been claimed—granted	2
(2) Application for disrepair certificate where repairs increase has been claimed — refused	—
(3) Application for disrepair certificate where no repair increase has been claimed—granted	—
(4) Application for disrepair certificate where no repair increase has been claimed — refused	—
(5) Application for certificate of revocation after repairs have been carried out under (1) above—granted	—

- (6) Application for certificate of revocation after repairs have been carried out under (1) above—refused .. —
- (7) Application for certificate of revocation after repairs have been carried out under (3) above—granted .. —
- (8) Application for certificate of revocation after repairs have been carried out under (3) above—refused .. —

FOOD AND DRUGS ACTS, 1938-1952.

<i>Type of Establishment and No. at year end</i>	<i>Prov. Shops</i>	<i>Fish Shops</i>	<i>Bake- houses</i>	<i>Catering</i>	<i>Licensed Premises</i>	<i>Butchers Shops</i>	<i>TOTAL</i>
	66	12	13	21*	37	19	168
No. Registered Sec. 14	—	3	—	—	—	8	11
Defects Remedied—							
Lack Cleanliness ..	—	—	—	—	—	—	—
„ Hot Water ..	1	1	—	—	—	—	2
„ Soap & Towels ..	1	—	—	—	—	—	1
„ Ventilation ..	—	—	—	—	—	—	—
„ Lighting ..	—	—	—	—	—	—	—
No Hot Water fitted ..	2	—	—	—	—	—	2
No sink and/or defective	—	—	—	—	—	—	—
Defective decoration ..	1	2	1	1	—	1	6
Defective San. Accommod.	5	—	1	1	—	—	7
„ drains ..	1	1	—	1	—	1	4
„ Water Supply ..	2	—	—	—	—	—	2
„ Ventilation ..	1	—	—	1	—	—	2
„ Structure ..	4	—	1	—	—	—	5
„ Bins ..	3	—	—	—	—	—	3
Rubbish ..	3	—	—	—	—	—	3
Animals kept ..	—	—	—	—	—	—	—
Total Defects ..	24	4	3	4	—	2	37
Total Inspections ..	96	26	22	22	1	21	212

*Private 11; Works 4; School 6.

It was only necessary to serve 4 written notices in respect of defects discovered and all defects at the varying types of premises, as detailed in the table above, were remedied informally.

There were no prosecutions during the year for contravention of the Act or regulations.

Ice Cream premises registered for retail sale are nearly all provision shops.

Premises registered are given below :—

Premises registered for manufacture of ice cream	3
Premises registered for sale of ice cream	60
Premises registered and selling ice cream	47

and a total of 35 inspections were made for this class of trade ; 2 premises being registered for the first time during the year.

Inspection of Meat and Other Foods.

23 inspections of meat and other foods were carried out during the year at retail shops and canteens and weight of food condemned amounted to 5 cwts. 0 st. 2 lbs.

Food Condemned :—

Miscellaneous canned goods	3 st. 5 lbs.
Tinned Fruit	5 st. 0 lbs.
Tinned Meat	1 st. 7 lbs.
Meat	15 st. 8 lbs.
Fish	9 st. 0 lbs.

Condemned food is destroyed by the Council.

Slaughterhouses and Slaughter of Animals Acts.

All private slaughterhouses were closed in 1940 on public health grounds and following the decontrol of the meat and live stock industry no applications were received for private slaughterhouses.

All slaughtering is still carried out at the Municipal abattoir of an adjoining authority.

PUBLIC HEALTH (MEAT REGULATIONS), 1924.

No formal action was called for under this regulation during the year. It is regrettable that so little improvement has been effected in the time that has elapsed since the Council made representations to the appropriate departments as to the mode of retail delivery of meat from the centralised slaughterhouses in the neighbouring town. The vehicle still in use compares very unfavourably with specific purpose vans provided by proprietary firms for the conveyance of their own products.

Milk and Dairies' Regulations, 1949-1953.

Persons and premises registered under the above orders at the year-end are as follows :—

Distributors with retail dairy premises in the town	6	
Distributors with no retail premises in the town	4	
	—	10
Retail purveyors of bottled milk only from shops		46

One dairy was registered during the year, 1 discontinued.

There was a net decrease of 1 distributor (bottled milk only).

All premises continued to be maintained in a satisfactory condition but warnings had to be issued on several occasions with regard to stacking milk crates on the ground in contravention of the regulations.

All of the milk on sale is bottled graded milk, a very satisfactory state of affairs.

MILK (SPECIAL DESIGNATIONS REGULATIONS), 1949-1953.

Licences granted under these orders and in force at the year-end are as follows :—

	<i>Dealers'</i> <i>Licences</i>	<i>Supplementary</i> <i>Licences</i>
T.T. (Pasteurised) Milk ..	13	3
Pasteurised Milk	15	3
Sterilised Milk	53	2
Tuberculin-Tested	4	1

Both T.T. Pasteurised milks on sale in the town are each derived from 3 sources and the supply position and the quality was well maintained.

There was a net increase of 7 licences issued during the year all of which related to the sale of bottled milk from shops.

Purity of Milk Supplies—Bacteriological Examination.

T.T. Pasteurised Milk. Of 10 samples submitted for examination 1 failed the Methylene Blue test as to keeping quality and 1 other Phosphatase test as to efficiency of pasteurising.

Pasteurised Milk. 32 samples were submitted of which 5 failed the Methylene Blue test and none the phosphatase test.

A representative number of these samples were of school milks.

Tuberculin-Tested Milk. Though only 7 samples were taken, 5 failed the prescribed Methylene Blue test.

Sterilised Milk. 2 samples submitted both passed the test.

Animal Inoculation for T.B. Of two samples submitted for examination both were negative.

The quality of the milk on retail sale can be said to be very satisfactory with the exception of the small quantity of raw graded (Tuberculin-Tested) milk on retail sale. This is derived from several sources and nearly all samples failed the keeping quality test but samples taken at the point of production by Milk Advisory service were always satisfactory and the trouble seems to lie in transport and marketing arrangements.

ICE CREAM (Heat-Treated) REGULATIONS, 1949-52.

There are three registered manufacturers of ice cream in the town, but 2 use a proprietary cold mix and the third a pasteurised mix in adequate dairy premises. In actual practice though little ice cream is now manufactured locally, the practice is to obtain supplies wholesale.

The majority of ice cream on sale is pre-packed.

Out of the total of 38 samples submitted for examination for provisional grading only 19 or 50% could be considered satisfactory but it should be emphasised that the majority of unsatisfactory samples are from 3 producers, in fact, 10 were from 1 producer from whom series samples were taken in a successful attempt to trace the cause of failure.

Nevertheless though the general standard can be said to have improved over the immediate post-war years, it is still not possible to purchase from any source of supply with the complete assurance that it will be a Grade I product. Detailed results are tabulated below :—

	<i>Sample Results</i>			
	Satisfactory		Unsatisfactory	
No. of producers' sampled	Grade I	Grade 2	Grade 3	Grade 4
10	13	6	11	8

FACTORIES ACT, 1937-1944.

Little arose during the year that calls for comment. Some difficulty has been experienced in persuading employers to provide adequate sanitary accommodation on building sites at the commencement of building operations prior to accommodation in a house becoming available.

Most factories now maintain adequate supervision, and more voluntary modernisation and improvements, that could not be called-for under legislation were carried out.

Notification was received in respect of 1 outworker in the clothing industry.

Details of inspections carried out and defects discovered are indicated in the following table :—

1. **Inspections** for the purpose of provisions as to health (including inspections made by S.I.).

PREMISES (1)	Number on Register (3)	Number of		
		Inspec- tions (4)	Written Notices (5)	Occupiers Prosecuted (6)
(i) Factories in which sections 1, 2, 3, 4 & 6 are to be enforced by Local Authorities	13	16	2	—
(ii) Factories not included in (i) in which section 7 is enforced by the Local Authority	66	50	13	—
(iii) Other premises in which section 7 is enforced by the Local Authority (excluding out-workers' premises)	11	12	2	—
TOTAL	90	78	17	—

2. Cases in which defects were found.

Particulars	Number of cases in which defects were found				Number of cases prosecuted
	Found	rem- edied	Referred		
			To H.M. Inspector	By H.M. Inspector	
	(3)	(4)	(5)	(6)	(7)
Want of cleanliness	11	11	—	—	—
Overcrowding.....	—	—	—	—	—
Unreasonable temperature	—	—	—	—	—
Inadequate ventilation	—	—	—	—	—
Ineffective drainage of floors	—	—	—	—	—
Sanitary Conveniences					
(a) insufficient	2	2	—	—	—
(b) unsuitable or defective	10	10	—	—	—
(c) not separate for sexes	—	—	—	—	—
Other offences against the Act (not including offences relating to outwork)	—	—	—	—	—
TOTAL	23	23	—	—	—

PREVENTION OF DAMAGE BY PESTS ACT, 1949

Work under this Act was maintained at a steady level comparable with last year but it did prove possible to carry out a little more survey work of properties for evidence of infestation. Quite a proportion of infested domestic premises is accounted for by the development of virgin farm land for house purposes which called for treatment of building sites and adjoining land.

Other infestation of dwellinghouses was principally sporadic in nature.

Formal action had to be taken in 1 instance as to the rat-proofing of premises and in 7 instances to secure treatment.

Types of infested areas dealt with other than houses are as below :—

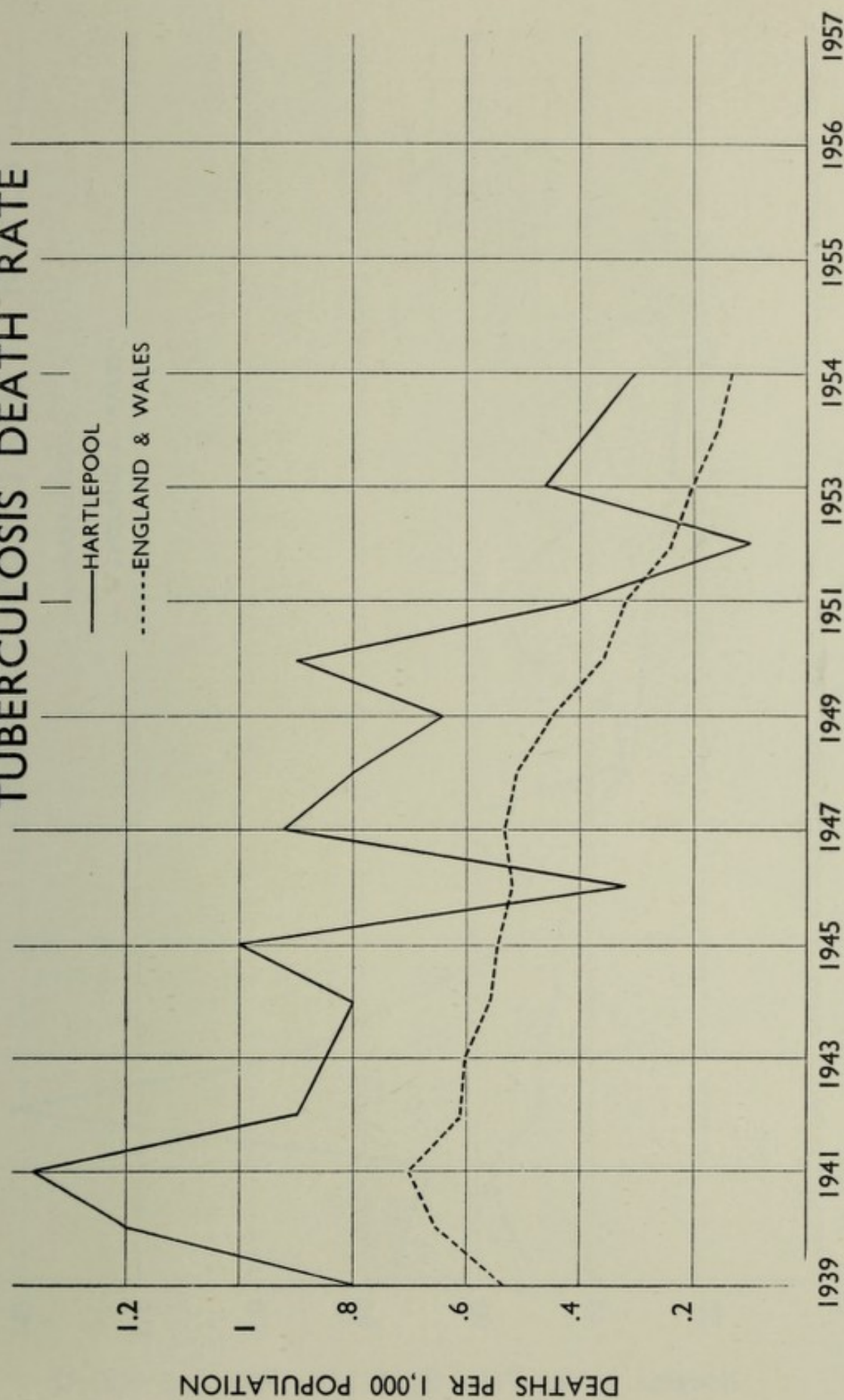
Industrial premises	6	Food shops	2
Tips	2	Business premises	7
Allotments	1	Restaurants	1
Hospitals	1	Building Sites	3
Licensed Premises	3	Poultry Farm	1
No. of dead rats recovered—poison	426		
—traps	144	Total	570
No. of dead mice recovered	—		
	284		

PREVENTION OF DAMAGE BY PESTS ACT, 1949.

	TYPE OF PROPERTY				
	(1)	(2)	(3)	(4)	(5)
	Local Author- ity	Dwelling Houses (incl. Council Houses)	All other (incl. Business Premises)	Total of Cols. (1), (2) & (3)	Agricultural
I No. of properties in Local Author- ity's District	41	4777	630	5415	4
II No. of properties inspected as a result of :—					
(a) Notification	3	141	9	153	
(b) Survey under the Act.. .. .	2	11	9	22	
(c) Otherwise (e.g. when visited primarily for some other pur- pose)	12	—	221	233	
III Total inspections carried out— including re-inspections (to be com- pleted only if figures are readily available)	101	421	177	699	
IV No. of properties inspected (in Sec. II) which were found to be infested by :—					
(a) Rats { Major.. .. .	3	3	11	17	
{ Minor.. .. .	2	52	5	59	
(b) Mice { Major.. .. .	—	—	1	1	
{ Minor.. .. .	—	27	1	28	
V No. of infested properties (in Sec. IV) treated by the L.A. (Figures should NOT exceed those given at Sec. IV)	5	82	17	104	
VI Total treatments carried out— including re-treatments. (To be completed only if figures are readily available)	5	103	17	125	
VII No. of notices served under Sec. 4 of the Act :—					
(a) Treatment	—	—	7	7	
(b) Structural Work (i.e., Proofing)	—	1	—	1	
VIII No. of cases in which default action was taken following the issue of a notice under Sec. 4 of the Act	—	—	—	—	
IX Legal Proceedings	—	—	—	—	
X No. of "Block" control schemes carried out	—	6	1	7	

APPENDIX I

TUBERCULOSIS DEATH RATE



THE UNIVERSITY OF CHICAGO

PHYSICS DEPARTMENT

RESEARCH REPORT

NO. 100

1950

BY

JOHN D. COOPER

AND

ROBERT H. FORT

CHICAGO, ILL.

1950

PHYSICS DEPARTMENT

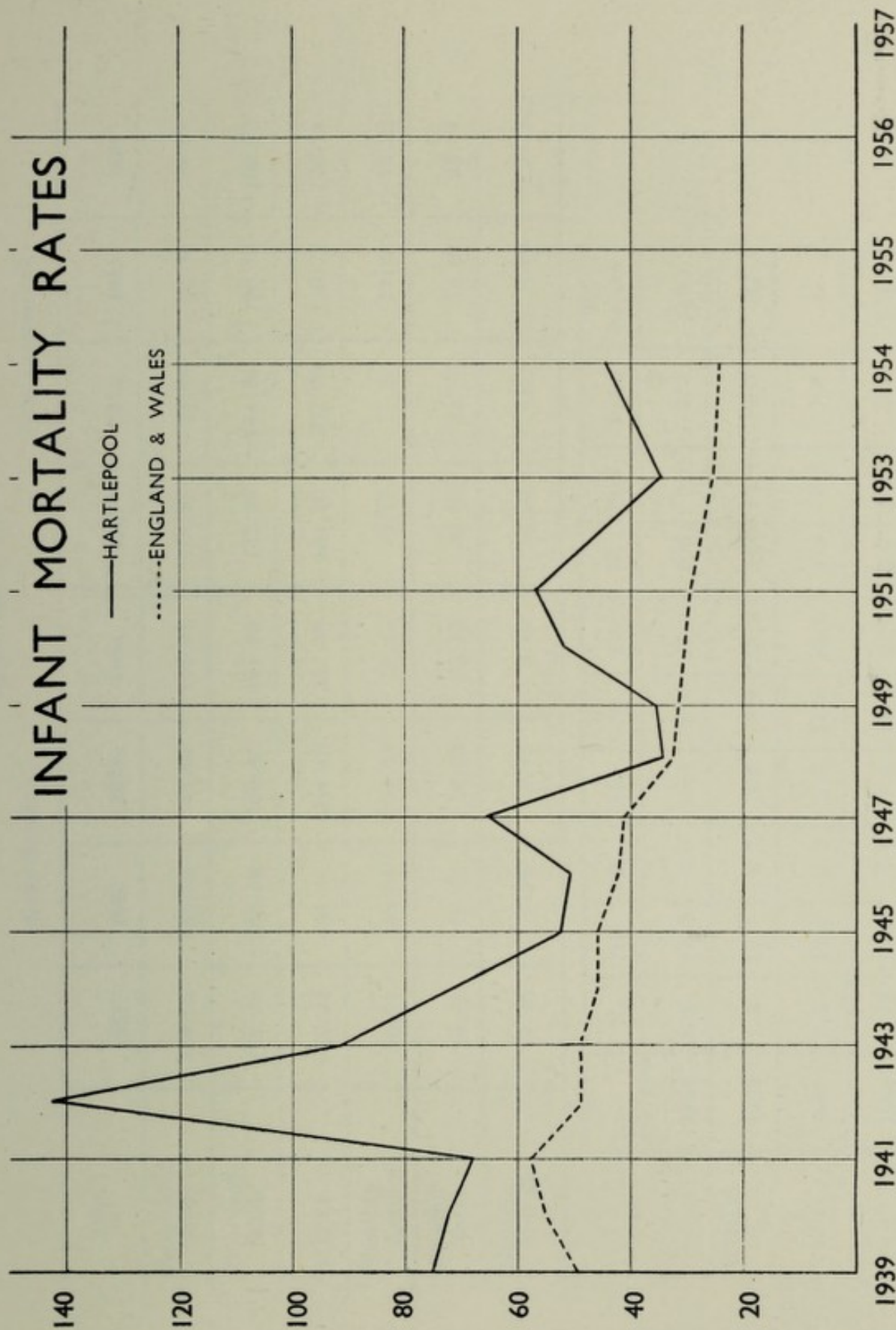
THE UNIVERSITY OF CHICAGO

APPENDIX II


INFANT MORTALITY RATES

INFANT MORTALITY RATE PER 1,000 LIVE BIRTHS

—HARTLEPOOL
- - - - -ENGLAND & WALES



100
90
80
70
60
50
40
30
20
10
0



MAINTENANCE DES LIGNES DE TENDANCE

APPENDIX III

Gray Square

New Cemetery

Year	1951	1952	1953	1954	1951	1952	1953	1954
Suspended Solids	159.53	182.94	144.06	146.35	78.87	95.96	80.53	56.07
Dissolved Solids	152.68	246.88	150.42	194.95	102.03	111.34	90.19	100.73
TOTAL	312.21	429.82	294.48	341.30	181.90	207.30	170.72	146.76
Monthly Average	26.01	35.81	24.54	28.44	15.15	17.27	14.22	12.23
Rainfall Total	28.35	19.42	14.35	25.45	30.62	21.73	16.67	25.41
Monthly Average	2.36	1.78	1.19	2.12	2.55	1.81	1.38	2.11

	N.	NE.	E.	SE.	S.	SW.	W.	NW.	Calm	No Record
1951	5.9	11.9	2.0	5.6	9.6	37.2	5.6	8.0	7.2	5.8
1952	7.3	12.3	2.2	3.8	6.4	36.6	8.7	12.4	9.6	.27
1953	5.5	10.2	2.6	4.7	14.8	39.8	5.3	8.4	7.5	.6
1954	8.72	10.6	1.2	7.8	12.4	38.0	5.7	10.6	1.7	7.3

WINDS
%

