

[Report 1948] / Medical Officer of Health, Hambledon R.D.C.

Contributors

Hambledon (Hampshire, England). Rural District Council.

Publication/Creation

1948

Persistent URL

<https://wellcomecollection.org/works/c49qpefb>

License and attribution

You have permission to make copies of this work under a Creative Commons, Attribution license.

This licence permits unrestricted use, distribution, and reproduction in any medium, provided the original author and source are credited. See the Legal Code for further information.

Image source should be attributed as specified in the full catalogue record. If no source is given the image should be attributed to Wellcome Collection.



Wellcome Collection
183 Euston Road
London NW1 2BE UK
T +44 (0)20 7611 8722
E library@wellcomecollection.org
<https://wellcomecollection.org>

C.4413(3), Hambledon
Surrey

Hambledon Rural District



ANNUAL REPORT


— OF THE —

Medical Officer of Health

For the Year

1 9 4 8

Together with the Annual Report
of the Sanitary Inspector



Digitized by the Internet Archive
in 2017 with funding from
Wellcome Library

<https://archive.org/details/b29408696>

Hambledon Rural District

ANNUAL REPORT

— OF THE —

Medical Officer of Health

For the Year

1 9 4 8

Together with the Annual Report
of the Sanitary Inspector

CONTENTS

	<i>Pages</i>
STATISTICAL AND SOCIAL CONDITIONS OF THE AREA	7-11
GENERAL PROVISION OF HEALTH SERVICES FOR THE AREA	12-19
SANITARY CIRCUMSTANCES OF THE AREA	19-23
HOUSING	24-27
INSPECTION AND SUPERVISION OF FOOD	28-29
PREVALENCE OF, AND CONTROL OVER, INFECTIOUS AND OTHER DISEASES	30-47
SANITARY INSPECTOR'S REPORT	48-56

INDEX

	<i>Page</i>
Ambulance Facilities	13, 14
Ante-Natal Clinics	16
Area	7
Birth Control	17
Burial of the Dead	19
Births and Birth-Rates	11
Cancer	42
Causes of Death	9
Chest Clinics	17
Cleansing, Public	22, 56
Clinics and Treatment Centres	16
Deaths and Death-Rates	7-12
Diphtheria	32
Diphtheria Immunisation	33
District Nurses	15
Drainage and Sewerage	22
Factories Act, 1937	54-56
Food unfit for Human Consumption	28
Food and Drugs Act, 1938	28
Foods, Meat and Other	52, 53
Graph—Births and Deaths	10
Graph—Tuberculosis	46
Health Visitors	15
Health Department Visiting Nurse	37
Hospitals	17, 18
Hospital Car Service	14
Home Nursing for Public Assistance Cases	15
Home Visiting	33
Housing	24-27
Immunization (Diphtheria)	33-36
Infant Mortality	7, 8

	<i>Page</i>
Infantile Paralysis	31
Infectious Diseases	39-41
Inspection and Supervision of Food	49
Insulin	19
Laboratory Facilities	12
Maternal Mortality	7, 8
Maternity and Child Welfare Centres	16
Measles	31
Meat and Other Foods	52, 53
Midwives	15
Milk Analyses	12, 51
Milk Supply	28, 29
Movable Dwellings and Camping Grounds	23
Mortuaries	18
National Assistance Act	19
Nursing in the Home	15
Notices Served	48
Orthopædic Clinic	16
Pathological Examinations	12
Petroleum (Consolidation) Act, 1928	56
Population	7
Public Cleansing	22, 56
Public Health Act, 1936	54
Rateable Value	7
Rivers and Streams	22
Sanitary Inspection of the Area	48, 49
Scabies	37
Scarlet Fever	31
Schick Testing	33, 34
School Absentees	38
Smallpox	30
Staff	4
Statistical Summary	7, 8
Still Births	8
Tillingbourne Valley Mobile Physiotherapy Service	16
Tuberculosis	43-47
Tuberculosis Care Committee	44
Typhoid Fever	31
Typhus Fever	31
Vaccination	31
Venereal Diseases Clinic	17
Visiting Nurse	37
Vital Statistics	8
Water Analyses	12, 49
Water Supplies	19, 20, 21
Whooping-cough	21
Zymotic Diseases	7

Hambledon Rural District Council

STAFF OF THE PUBLIC HEALTH DEPARTMENT

Medical Officer of Health:

* J. E. HAINE, M.B., Ch.B., D.P.H.

Assistant Medical Officer of Health:

*MARGARET A. POLLOCK, M.B., Ch.B., D.P.H., B.A.O.

Visiting Nurse:

* Mrs. E. M. E. LYDDIARD, S.R.N., S.C.M.

Chief Sanitary Inspector and Inspector under the Petroleum Acts:

E. B. HEAD, M.R.San.I.

District Sanitary Inspectors:

J. E. HAY, M.R.San.I., A.R.I.P.H.H.

V. CALLEN, Cert. S.I.E.B., R.S.I. Cert. for Meat and Other
Foods Inspection.

Health Department: Clerical Staff:

Chief Clerk * C. B. STUART.

* N. C. BELLAMY (from 24th May).

* Miss D. L. MONK.

* Miss M. H. JEFFERSON.

Medical Transport Department up to 4th July, 1948.

Clerical Staff:

† F. A. CARTER.

† Mrs. D. PENTECOST.

Sanitary Inspector's Department:

G. MINETT.

R. A. BUCK.

* Also acts in similar capacity for the Guildford Rural District and Haslemere Urban District.

† Also acts in similar capacity for the Guildford Rural District.

Hambledon Rural District Council

PUBLIC HEALTH DEPARTMENT,
MILLMEAD HOUSE,
GUILDFORD.

July, 1949.

*To the Chairman and Members of the Hambledon Rural
District Council.*

Mr. Chairman, Ladies and Gentlemen,

I have the honour to present my Annual Report on the health of the District for the year 1948.

The figures printed give a good account of the health of the District, although the totals being comparatively small, fluctuations are more noticeable than for larger populations.

The old problems of housing and sewage disposal are still prominent. Progress has been made, but is slow. Housing conditions generally are deteriorating, and the numbers of applicants increases faster than the supply of new houses. There is also a general decline in the condition of older houses, which are not being maintained or repaired as satisfactorily as one would like.

Dr. Pollock commenced her duties as Assistant Medical Officer in May, and the Diphtheria Immunisation Scheme is again working at full pressure. Home visiting has been possible, and will, I hope, result in numbers of children being immunised who otherwise could not be approached. The Registrar-General's estimate of population, particularly the child population, has altered the estimate of our achievements. Although the number of births exceeds deaths by only 150, the Registrar-General estimates the population to have increased by 510, and the child population (under 15 years of age) by as much as 1,451. This number of children is greatly above our own estimate, and can only be accounted for by a very large number attending private schools. It is probable that the majority are immunised, although we have no record of them. About 90 per cent. of children attending Council Schools are immunised, and a high percentage of the younger children attending Infant

Welfare Centres. No agreement has yet been reached for payment of private doctors notifying children whom they have treated, and it is certain that we do not receive full information.

With the trend towards centralisation of health duties upon the County Councils and Regional Hospital Boards, the functions of a District Medical Officer of Health are changing. He has the most intimate knowledge of the people, their mode of living and of local conditions; his duties are more and more concerned with the humanities, and with all that may be classed as environmental hygiene. The Visiting Nurse, in addition to her normal duties, does much social work, encouraging a better standard of living and of hygiene. There is vast scope for development along these lines. New houses, better than any previous Council houses, are being provided for the people — it should be the obligation of the Council to teach people how to live in them.

Through another very difficult year the support and consideration of the members of the Council has been a source of encouragement much appreciated, and I record also my thanks to the staff for their help and co-operation.

I have the honour to remain,

Your obedient servant,

J. E. HAINE,

Medical Officer of Health.

STATISTICS

SUMMARY

	1948	1947
Area in Acres	67,801	67,801
Estimated resident population in July (estimate supplied by Registrar-General)	31,490	30,980
Number of Inhabited Houses (December) according to Rate Books (including shop dwellings)	8,058	8,081
Rateable Value as at April 1st, 1948	£270,500	£273,381
A sum represented by a Penny Rate (estimated)	£1,127 1s. 8d.	
	£1,118 11s.	
Number of Births (legitimate and illegitimate)	502	485
Birth-Rate per 1,000 of the population	15.90	15.66
Number of Still Births	6	9
Number of Deaths	352	335
Death-Rate (actual) per 1,000 of the population	11.15	10.81
Natural increase of population during year by excess of births over deaths	150	150
Number of Deaths of Infants (under the age of one year)	16	12
Infant Mortality per 1,000 live births	31.87	24.74
Number of women dying in, or in consequence of, child-birth	—	—
Death-Rate from Influenza per 1,000 of the population	—	0.09
Death-Rate from Pneumonia (all forms) per 1,000 of the population	0.28	0.39
Death-Rate from Bronchitis per 1,000 of the population	0.44	0.32
Death-Rate from Measles per 1,000 of the population	0.03	0.03
Death-Rate from the seven principal zymotic diseases: Smallpox, Whooping-cough, Measles, Diarrhœa, Diphtheria, Scarlet Fever and "Fever" (Typhoid, Enteric and Typhus), per 1,000 of the population	0.03	0.03
Death-Rate from Diarrhœa and Enteritis of children under two years of age per 1,000 births	1.99	0.00
Death-Rate from all forms of Tuberculosis per 1,000 of the population	0.16	0.32
Death-Rate from Cancer per 1,000 of the population	1.90	1.71
Death-Rate from Heart Disease per 1,000 of the population	2.90	3.49
Death-Rate from Acute and Chronic Nephritis per 1,000 of the population	0.35	0.09

EXTRACTS FROM VITAL STATISTICS

Live Births:	Male.	Female.	Total.
Legitimate	255	218	473
Illegitimate	16	13	29
Birth-Rate (per 1,000 estimated resident population)			15.90
1947			15.66
For the five years, 1943 to 1947			15.52
	Male.	Female.	Total.
Still-Births	5	1	6
Rate per 1,000 total births			11.93
1947			19.58
	Male.	Female.	Total.
Deaths (net)	177	165	352
1947	175	160	335
Death-Rate			11.15
1947			10.81
For the five years, 1943 to 1947			11.38
Deaths from Maternal Causes:		Rate per 1,000	Total
		(live and still-)	births.
Puerperal Sepsis	0		
Other Maternal Causes	0		
Total	0		0.00
Total for 1947	0		0.00

Death-Rate of Infants under one year of age:		
All infants per 1,000 live births		31.87
Legitimate infants per 1,000 legitimate live births		31.79
Illegitimate infants per 1,000 illegitimate live births		68.96

The following Table shows the birth- and death-rates per 1,000 of the population for the District, and for England and Wales, for 1948 and 1947.

TABLE I. COMPARATIVE BIRTH- AND DEATH-RATES.

	Annual Rates per 1,000 of the Population.				Infantile Mortality per 1,000 live births		Maternal Mortality per 1,000 total births	
	Birth-Rate		Death-Rate		1948	1947	1948	1947
	1948	1947	1948	1947				
Hambledon R.D.	15.90	15.66	11.15	10.81	31.8	24.74	0.00	0.00
England and Wales	17.9*	20.5*	10.8*	12.0*	34†	41†	1.02	1.17

* Per 1,000 total population.

† Per 1,000 related births.

Table III on page 11 shows the birth-rates, death-rates and analysis of mortality for certain diseases during 1948 in respect of England and Wales, London and the Hambledon Rural District.

TABLE II.—CAUSES OF DEATH (ALL AGES).
(Figures supplied by Registrar-General.)

Cause of Death	Male	Female	Total
1. Typhoid and paratyphoid fevers	—	—	—
2. Cerebro-spinal fever	—	—	—
3. Scarlet fever	—	—	—
4. Whooping-cough	1	—	1
5. Diphtheria	—	—	—
6. Tuberculosis of the respiratory system	4	1	5
7. Other forms of tuberculosis	—	—	—
8. Syphilitic diseases	1	—	1
9. Influenza	—	—	—
10. Measles	—	—	—
11. Acute polio-myelitis and polio-encephalitis	—	—	—
12. Acute infective encephalitis	1	—	1
13. Cancer of Buccal cav. and œsoph. (m), uterus (f)	—	5	5
14. Cancer of stomach and duodenum	4	5	9
15. Cancer of breast	—	3	3
16. Cancer of all other sites	28	15	43
17. Diabetes	2	2	4
18. Intra-cran: vase: lesions	26	29	55
19. Heart disease	44	50	94
20. Other diseases of circulatory system	8	6	14
21. Bronchitis	9	5	14
22. Pneumonia	3	6	9
23. Other respiratory diseases	3	2	5
24. Ulcer of stomach or duodenum	2	—	2
25. Diarrhœa under 2 years	1	—	1
26. Appendicitis	1	—	1
27. Other digestive diseases	3	4	7
28. Nephritis	7	4	11
29. Puerperal and post-abort. sepsis	—	—	—
30. Other maternal causes	—	—	—
31. Premature birth	4	4	8
32. Congenital malformations, birth injury, infant disease	5	4	9
33. Suicide	—	—	—
34. Road traffic accidents	4	3	7
35. Other violent causes	1	3	4
36. All other causes	15	14	29
All Causes	177	165	352

TABLE III.

BIRTH-RATES, DEATH-RATES AND ANALYSIS OF MORTALITY DURING THE YEAR 1947.

	RATE PER 1,000 TOTAL POPULATION		ANNUAL DEATH-RATE PER 1,000 POPULATION								RATE PER 1,000 LIVE BIRTHS		
	Live Births	Still Births	All Causes	Typhoid and Paratyphoid Fevers	Whooping Cough	Diphtheria	Tuberculosis	Influenza	Smallpox	Acute Poliomyelitis and Polioencephalitis	Pneumonia	Deaths from Diarrhoea & Enteritis (under 2 years)	Total Deaths under One year
England and Wales ...	17.9*	0.42*	10.8	0.00	0.02	0.00	0.51	0.03	—	0.01	0.41	3.3	34†
126 County Boroughs and Great Towns, including London ...	20.0	0.52	11.6	0.00	0.02	0.00	0.59	0.03	—	0.01	0.38	4.5	39
148 Smaller Towns (Estimated Resident populations 25,000 to 50,000 at Census 1931) ...	19.2	0.43	10.7	0.00	0.02	0.00	0.46	0.04	—	0.01	0.36	2.1	32
London ...	20.1	0.39	11.6	0.00	0.01	0.01	0.63	0.02	—	0.00	0.54	2.4	31
Hambleton R.D. ...	15.00	0.19	11.15	0.00	0.03	0.00	0.16	0.00	—	0.00	0.28	1.9	32

*Per 1,000 total population.

†Per 1,000 related births.

GENERAL PROVISION OF HEALTH SERVICES FOR THE AREA

LABORATORY FACILITIES.

Pathological Examinations.—Routine examinations are, as in past years, made by the Pathological Department of the Royal Surrey County Hospital.

The following are details of examinations carried out during the year:

	1948	1947
Diphtheria	59	77
Scarlet Fever	248	242
Tuberculosis	4	3
Fæces	5	4
Miscellaneous	18	11
Urine	2	—
	336	337

Emergency Laboratory Service.—The Public Health Laboratory Service at Epsom has again proved invaluable in special investigations of infectious disease, 39 examinations having been carried out there for the Hambledon Rural District during 1948. Its help has been particularly valuable in connection with the control of infectious disease at the Hydon Heath Camp—referred to later in this Report.

It is unfortunate that the laboratory is at a distance of 16 miles from Guildford, and considerably further from the more remote parts of the rural district. It is hoped that the plan to establish a laboratory in Guildford will be completed in the near future, when it will be of much greater value.

Milk Analysis.—341 samples of milk were examined during the year by the Pathological Department of the Royal Surrey County Hospital. A summary of the results is given on page 51.

Water Analysis.—The Counties Public Health Laboratories, 66, Victoria Street, London, S.W.1, undertake the examination (both chemical and bacteriological) of samples of water. The number examined during 1948 was 128.

AMBULANCE FACILITIES.

Particulars are given below of the ambulance services operating in the District:

(i) Ambulances available for the conveyance of cases of Infectious Disease:

Name of Authority	No. of Ambulances	Address of Ambulance Station	Telephone Number
Farnham Joint Isolation Hospital Committee.	2 and sitting-case car	1 at Farnham Isolation Hospital 1 at Heath & Wiltshire's Garage, Farnham.	Farnham 6015.

(ii) Ambulances available for cases of Non-Infectious character:

Name of Association	No. of Ambulances	Address of Ambulance Station	Telephone Number
St. John Ambulance Brigade:			
Cranleigh.	1	High Street, Cranleigh.	Cranleigh 7.
Guildford.	6 and sitting-case car	Woodbridge Road, Guildford.	Guildford-5334
British Red Cross Society:			
Godalming.	2	Church Street, Godalming.	Godalming 1375
Haslemere U.D.C.	2	Sicklemill.	Haslemere 671

On 5th July all ambulances and ambulance services passed to the control of the Local Health Authority under the National Health Service Act. This was accomplished with little disturbance, the St. John Ambulance Brigade, Guildford, continuing as agents for the Local Health Authority responsible for all general ambulances in the district.

(iii) The Medical Transport Service for the Guildford and Hambledon Rural District Councils continued until 4th July, when it passed under the control of the County Council and was amalgamated with the Hospital Car Service in the Borough of Guildford. The following table summarises the work carried out by the Service from January 1st to July 4th, 1948 :—

No. of patients conveyed	3,464
Total mileage	61,643
No. of voluntary drivers engaged	76

Most of the mileage was in respect of patients of the following hospitals :

Surrey County Council Hospitals :					
St. Luke's, Guildford	6,354
Farnham County Hospital	2,365
St. Thomas's Hospital	7,145
Royal Surrey County Hospital	33,246

During the three years of its existence, this voluntary car service did an amazing amount of excellent work, and was very economical in operation. In order to put it on record, I give total figures for the whole period :

Year.	No. of Patients Conveyed.	Total Mileage.
1945 (from 1st August)	1,692	30,027
1946	4,001	78,584
1947	4,257	76,415
1948 (to 4th July)	3,464	61,643
Totals	<u>13,414</u>	<u>246,669</u>

The total cost of the scheme during the period of its operation was approximately £7,000, shared between the Guildford and Hambledon Rural Districts. Of this, rather more than £3,000 was recovered from patients, and a sum of over £1,000 received from the County Council. The net charge to the Hambledon Rural District was £1,400, and considering the amount of work done, and the invaluable nature of that work, this can be considered relatively a very cheap service.

NURSING IN THE HOME.

Midwives.—There are 12 Midwives residing in the Rural District supervised by the County Medical Officer of Health. They are distributed in the following parishes:

Alfold —	Ewhurst 1
Bramley 1	Frensham 1
Busbridge —	Hambledon —
Chiddingfold 1	Hascombe —
Churt 1	Peperharow —
Cranleigh 2	Thursley 1
Dockenfield —	Tilford —
Dunsfold —	Witley 3
Elstead 1	Wonersh —

In addition, 4 midwives resident outside the area serve parishes within our District.

District Nurses.—District Nurses are available in every parish. This service is administered by the County Nursing Association.

Health Visitors.—There are 6 County Health Visitors in the District who visit homes under the School Medical and Maternity and Child Welfare Services. Their areas are as follows:

(a) Churt, Thursley, (b) Dockenfield, Frensham, Tilford, (c) Chiddingfold, Dunsfold, Elstead, Hambledon, Hascombe, Milford, Witley, (d) Alfold, Blackheath, Cranleigh, Ellen's Green, Ewhurst, Grafham, Shamley Green, (e) Bramley, Wonersh, (f) Busbridge, Hydestile, Peperharow, Hurtmore.

Home Nursing and Home Help Service.—On 5th July the scheme for home nursing for Public Assistance cases was superseded, by the obligations imposed on the Local Health Authority under the National Health Service Act.

This Act also imposes the obligation to provide such a service in the Rural District, an innovation that the Guildford Rural District Council has been pressing for for several years.

Home Helps have been provided in a few cases, but it is admittedly difficult to operate this scheme over a scattered area, and it is hoped that it will become more efficient and more effective. The need for such a service is being constantly emphasised under the difficult present housing conditions.

CLINICS AND TREATMENT CENTRES.

Maternity and Child Welfare Centres.—Centres within the District are as set out in the table below:

Centre	Address	Days of Centre
Alfold	Chapel School Room	1st, 3rd and 5th Thurs.
Bramley	Village Hall	2nd and 4th Fridays
Chiddingfold	Village Institute	1st and 3rd Wednesdays
Churt	Village Hall	1st and 3rd Wednesdays
Cranleigh	Tring, High Street	Every Monday
Dunsfold	Winn Hall	2nd and 4th Mondays
Elstead	Congregational School Room	1st and 3rd Tuesdays
Ewhurst	Village Hall	1st and 3rd Fridays
Milford	Land Army Hostel, Cross Rds.	1st and 3rd Thursdays
Tilford	The Institute	2nd and 4th Tuesdays
Witley	British Legion Club	2nd and 4th Thursdays

Ante-Natal Clinics.—Clinics serving the District are held as follows:

Farnham ("Brightwells") ... Wednesdays at 2 p.m.
 Godalming 1st and 3rd Tuesdays, 9.30 a.m.
 St. Luke's Hospital,
 Guildford Monday 2 p.m. Thursday 2 p.m.
 Friday—Booking Clinic 9.30 a.m.

Orthopædic Clinic.—The Orthopædic Clinic is held at the Royal Surrey County Hospital, Farnham Road, Guildford, on Tuesday afternoons at 1.15 p.m. In-patient treatment is provided at the Rowley Bristow Home at Pyrford, and Out-patient treatment on Thursday mornings at 10.30 to 1 p.m.

TILLINGBOURNE VALLEY MOBILE PHYSIOTHERAPY SERVICE.

This Service was commenced in August, 1948, on a voluntary basis. Money raised by subscriptions and donations sufficed for the operation of one van, in the charge of a trained physiotherapist, over a limited area, including the villages of Blackheath, Bramley, Shamley Green and Wonersh.

The scheme has been most valuable in providing physiotherapy for patients unable to visit hospitals in Guildford and unable to afford private fees. It is hoped that it will not only continue, but will extend its activities into other areas as financial circumstances permit.

CHEST CLINICS.

Dispensary	Address	Day and Time for Attendance
Farnham	"Brightwells," East Street, Farnham	1st Tuesday, 5.30 p.m.; and 1st, 2nd, 4th, and 5th Tuesdays in the month at 9.30 a.m.
Guildford	Tower House, Epsom Road, Guildford	Mondays, 1.30-4 p.m. Wednesdays, 1.30-4 p.m. Fridays, 9.30-12 noon.
Milford	Milford Sanatorium	Fridays (2nd and 4th), 2-4 p.m.

Venereal Diseases Clinic.—A Clinic is held at the Royal Surrey County Hospital, Guildford, four days weekly, as follows:

Mondays (Females)	2-7 p.m.
Thursdays (Females)	9.30-11 a.m.
Tuesdays (Males)	5-7 p.m.
Fridays (Males)	5-7 p.m.
Saturdays (Males)	9.30-11.30 p.m.

The Clinics mentioned above are all administered by and under the control of the Surrey County Council, except where it is otherwise stated.

Birth Control.—The Birth Control Clinic at 6, Dapdune Crescent, Guildford, is held every 1st and 2nd Wednesday in the month at 2-4 p.m.

HOSPITALS.

The hospitals serving the District are as follows:

General: St. Luke's Hospital, Guildford, 405 beds, of which at least 50 are maternity.	} formerly "County Council" hospitals.
Farnham County Hospital, Hale Road, Farnham, 180 beds.	
Royal Surrey County Hospital, Guildford, 229 beds, including 23 private beds.	} formerly voluntary.
Cranleigh Village Hospital, Cranleigh, 12 beds and 2 cots.	
Haslemere and District Hospital, Haslemere, 68 beds, 14 maternity beds.	

Infectious Ottershaw Isolation Hospital, 66 beds.

Disease: Farnham Isolation Hospital, 50 beds.

All hospitals passed under the control of the Regional Hospital Board on 5th July. From our angle there was remarkably little interference with normal procedure, our relations with the hospitals being mainly of a personal and friendly nature.

The major difficulty has been in securing the admission of patients, most particularly those over the age of 60 or 65; even in acute emergencies there have been considerable delays in securing hospital treatment. Private practitioners, accustomed to turn to the Health Department for advice and assistance in difficulties of various kinds, have constantly referred such difficulties to this Department, and in most cases we have been able to secure the admission of patients eventually. The elderly are particularly affected, most hospitals being very unwilling to admit such patients, no doubt in case their stay in hospital is prolonged.

Relations with the Isolation Hospitals have remained on the same friendly and co-operative footing as hitherto. Notes of admissions and discharges are received regularly and are most helpful. This information is provided in a friendly spirit and is not officially required, although it is essential that the Medical Officer of Health has such information. There has been no difficulty in securing the admission of patients.

Farnham Isolation Hospital has extended its usefulness by admitting cases of pneumonia and of non-notifiable infectious diseases. In view of the present housing difficulties, and of the number of residential nurseries and institutions in this district, this has been of the very greatest value.

MORTUARIES.

The following mortuaries serve the District:

Farnham ... (serving the parishes of Dockenfield, Elstead, Churt, Thursley, Witley, Frensham and Tilford) to which no bodies were removed during the year.

Cranleigh ... (serving the parishes of Ewhurst, Alfold and Cranleigh and other nearby parishes) to which 3 bodies were removed during the year.

Godalming ... Use is occasionally made of this mortuary and 10 bodies were removed there during 1948.

BURIAL OF THE DEAD.

Under Section 50 of the National Assistance Act, 1948, the local authority is responsible for securing the burial or cremation of the body of any person who has died, or has been found dead, in their area, where no suitable arrangements are made by any other person. One case was dealt with under the provisions of this Section.

INSULIN.

On July 5th the provision of insulin by local authorities ceased, it being obtainable free for all persons on medical prescription with the coming into force of the National Health Service Act.

SANITARY CIRCUMSTANCES OF THE AREA

WATER SUPPLIES.

All Public Water Supplies have been examined regularly in accordance with the established routine.

Well supplies, of which there are still some hundreds in the area, are examined when attention is directed to them for any reason.

Extensions of main water distribution have been agreed by the Council as follows:—

RURAL WATER SUPPLIES AND SEWERAGE ACT, 1944.

WATER MAIN EXTENSIONS.

The following extensions of main water distribution were completed during 1948:

<i>Scheme.</i>	<i>No. of Properties Served.</i>
Extension from Amberley Farm, Milford, to Oxenford Farm, Milford.	8 (including 1 Agricultural Camp)
Extension from Dunsfold Rectory to Pear Tree Green, Dunsfold.	10
Extension from Snowdenham Lodge, Bramley, to Thorncombe Street, Bramley.	28
Extension from Grafham School, Bramley, to Selhurst Common, Bramley.	19
Extension from Alfold Crossways to Vastbridge Cottages, Alfold.	14
Extension from "Boy and Donkey," Knowle Lane, Cranleigh, to Baynards.	43

The following extensions, already agreed by the Council, are still waiting to be carried out :

<i>Scheme.</i>	<i>No. of Properties to be Served.</i>
Extension from Burningfold Farm, Dunsfold, to Oxenford Farm, Milford.	15
Extension from Lords Hill, Shamley Green, to Long Common, Shamley Green.	4

WATER SUPPLY, WITLEY PARK ESTATE.

Difficulty was experienced with the private water supply to Witley Park Estate owing to the fracture of water mains, in particular the water supply to the Guernsey Dairy Farm and six cottages being seriously reduced. This farm produces T.T. milk, and the deprivation of a water supply was particularly serious. Eventually it was agreed by the owner that the Haslemere Council should extend their water service to supply the farm and six cottages.

WATER SUPPLIES.

Parish	Main Water Internal	Main Water External	Wells and Springs	Private Supplies	Rain Water and Water Carts	Number of Houses
Alfold ...	193	1	16	3	—	213
Bramley ...	674	10	58	11	—	753
Busbridge ...	184	1	4	30	—	219
Chiddingfold ...	566	—	15	29	—	610
Cranleigh ...	1,420	1	40	27	—	1,488
Dockenfield ...	101	—	1	—	—	102
Dunsfold ...	256	2	24	3	—	285
Elstead ...	472	1	19	3	—	495
Ewhurst ...	503	16	22	5	—	546
Frensham ...	775	3	15	5	—	798
Hambleton ...	187	2	13	8	—	210
Hascombe ...	88	1	7	8	—	99
Milford ...	630	2	97	—	—	729
Peperharow ...	28	—	12	—	—	40
Shamley Green ...	147	1	23	19	—	190
Tilford ...	181	6	4	—	—	191
Witley ...	561	12	52	37	—	662
Wonersh ...	776	—	29	14	—	819
	7,742	59	451	197	—	8,449

DRAINAGE AND SEWERAGE.

The cesspool-emptying service has continued to meet requirements, although at times delays have occurred. As main sewerage is developed the situation will improve.

Milford and Witley Sewerage Scheme.—Yet again I have to report that no progress has been made. We are still waiting upon the Godalming Borough completing their arrangements to take the additional sewage.

Hindhead-Tilford-Elstead Scheme.—There is nothing further to report on this scheme.

Chiddingfold.—Work was commenced at the end of September, and by the end of the year about 50 per cent. of the sewers had been laid. No work had been commenced on the Sewage Disposal Works.

Ewhurst.—A Public Inquiry was held in June, and subsequently permission was given by the Ministry of Health for the scheme to be carried out.

Frensham.—A Public Inquiry was held in October, and at the end of the year the outcome was still awaited. Subsequently permission was given to proceed with the Scheme with minor amendments.

Dockenfield.—An extensive survey was carried out to ascertain the need for a main drainage scheme in Dockenfield. Conditions naturally vary according to the weather and other circumstances, but little evidence was discovered of any serious pollution or nuisance likely to endanger the public health. Main drainage obviously is desirable, but there is no urgent need for it to be considered at the present moment. The Council Houses at Dockenfield, which were the main cause of complaint, have been served by a small drainage scheme, which is proving very satisfactory.

Small, self-contained sewage disposal works have been installed at several Council housing estates, and these are listed below:—

Alfold Crossways (together with other properties)	20 houses.
Downhurst Estate, Ewhurst	18 houses.
Shepherd's Way, Tilford	18 houses.
Greenhanger, Churt	18 houses.
Abbot's Cottages, Dockenfield	18 houses.

RIVERS AND STREAMS.

No case of pollution was brought to our notice during 1948.

PUBLIC CLEANSING.

Refuse is collected fortnightly in all parishes in the District, and is disposed of at the Council's tips at Cranleigh and Witley. Notes on this and on **Night Soil Collection** are contained in the Sanitary Inspector's Report appended.

MOVABLE DWELLINGS AND CAMPING GROUNDS.

The number of caravans used as permanent dwellings continues to increase. If this continues, it may be desirable that some approved and controlled camping-ground should be established either by the Council or privately, in order that proper conditions can be maintained.

During 1948, 24 applications for licences were received, permission being given in 18 of these (see Sanitary Inspector's Report).

HOUSING

The building of new houses within the limits allowed has proceeded very satisfactorily. At the same time, it is not able to keep pace with the increase in the demand for houses. Difficulties are also experienced as the result of an increasing number of evictions under Court Orders.

The following is a summary of the housing position at 31st December:—

Dwellings completed by Council up to date	219	
No. of new houses completed during 1948:		
By Hambledon R.D.C.	100	
By private enterprise	30	
No. of conversions to houses during 1948:		
By Hambledon R.D.C.	13	
By private enterprise	16	
No. of houses under construction by Hambledon R.D.C. at 31st December, 1948		96
Provisional Allocation for 1949, approved by Ministry of Health (including 20 which could be used by issue of licences to private enter- prise)		138

The number of applicants on the list for Council houses at 31st December was 1,300.

The condition of older houses has deteriorated, and practically no progress can be made with the demolition of unfit houses entered as Grade 5 under the Rural Housing Survey. Many are deteriorating to an even lower level. With other houses it is becoming increasingly difficult to have repairs effected, the 1939 level of rents making it impossible, in many cases, for owners to carry out repairs or improvements. The general level of the older houses has, in consequence, deteriorated substantially.

Rural Housing Survey.—This was completed and reported upon in 1947, but the following table is repeated to show the results of the Survey.

RURAL HOUSING SURVEY.

Houses included are £25 or under Rateable Value.

CLASSIFICATION.

Parish	Category 1 25%	Category 2 35%	Category 3 33%	Category 5 7%	Total	Category 4 incl. in Category 3
Alfold	59	51	31	2	143	2
Bramley	64	209	159	37	469	44
Busbridge	14	63	55	5	137	—
Chiddingfold .	16	93	275	34	418	11
Cranleigh	206	483	246	28	963	28
Dockenfield ...	5	20	26	15	66	—
Dunsfold	65	68	56	6	195	10
Elstead	112	86	127	37	362	—
Ewhurst	206	98	88	9	401	1
Frensham	239	37	168	26	470	4
Hambledon	6	65	44	24	139	10
Hascombe	5	20	43	9	77	22
Milford	175	188	132	18	513	—
Peperharow .	2	4	18	4	28	—
Thursley	7	24	53	30	114	6
Tilford	19	22	54	16	111	—
Witley	52	184	92	69	397	13
Wonersh	158	193	140	28	519	9
Totals	1,410	1,908	1,807	397	5,522	160

HOUSING STATISTICS.

Number of new houses erected during the year :

(1) By the Local Authority	100
(2) By other bodies or persons	30

Houses in course of erection at the end of the year :

(a) By Local Authority	96
(b) By other bodies or persons	28

1. Inspection of Dwelling Houses during the Year.

(1) (a) Total number of dwelling houses inspected for housing defects (under Public Health or Housing Acts)	71
(b) Number of inspections made for the purpose	190
(2) (a) Number of dwelling houses (included under sub-head (1) above) which were inspected and recorded under the Housing (Consolidated) Regulations, 1925 and 1932	—
(b) Number of inspections made for the purpose	—
(3) Number of dwelling houses found to be in a state so dangerous or injurious to health as to be unfit for human habitation	1
(4) Number of dwelling houses (exclusive of those referred to under the preceding sub-head) found not to be in all respects reasonably fit for human habitation	70

2. Remedy of Defects during the Year without service of Formal Notice.

Number of defective dwelling houses rendered fit in consequence of informal action by the Local Authority or their officers	70
---	----

3. Action under Statutory Powers during the Year.

A.—Proceedings under Sections 9, 10 and 16 of the Housing Act, 1936 :

(1) Number of dwelling houses in respect of which notices were served requiring repairs	—
(2) Number of dwelling houses which were rendered fit after service of formal Notices :	
(a) By owners	—
(b) By Local Authority in default of owners	—

B.—Proceedings under Public Health Acts :

- | | |
|--|---|
| (1) Number of dwelling houses in respect of which notices were served requiring defects to be remedied | — |
| (2) Number of dwelling houses in which defects were remedied after service of Formal Notices : | |
| (a) By owners | — |
| (b) By Local Authority in default of owners | — |

C.—Proceedings under Sections 11 and 13 of the Housing Act, 1936 :

- | | |
|---|---|
| (1) Number of dwelling houses in respect of which Demolition Orders were made | — |
| (2) Number of dwelling houses demolished in pursuance of Demolition Order | — |
| (3) Notices served under Section 11 (1), Housing Act, 1936, dwelling house closed on undertaking of owner | 1 |

D.—Proceedings under Section 12 of the Housing Act, 1936 :

- | | |
|---|---|
| (1) Number of separate tenements or underground rooms in respect of which Closing Orders were made | — |
| (2) Number of separate tenements or underground rooms in respect of which Closing Orders were determined, the tenement or room having been rendered fit | — |

INSPECTION AND SUPERVISION OF FOOD.

MILK SUPPLY.

Full details of milk supplies in the area, with particulars of samples taken during the year, are given in the Annual Report of the Chief Sanitary Inspector (see page 49) and in the appended table.

The general standard of cleanliness of milk supplied in the District is good, and, in general, the buildings used in milk production have been maintained in satisfactory condition.

FOOD UNFIT FOR HUMAN CONSUMPTION.

Details of food condemned as unfit for consumption or sent into the District for animal feeding only are given in the Report of the Chief Sanitary Inspector.

FOOD AND DRUGS ACT, 1938.

This Act is administered by the Surrey County Council, and I am indebted to the County Medical Officer of Health for the information in the appended table, which shows the number of samples analysed, and action taken in respect of this District, during 1948.

Articles	Analysed			Adulterated or Irregular			Prose- cutions	Con- victions
	Formal	In- formal	Total	Formal	In- formal	Total		
Food:								
Milk	118	41	159	14	1	15	1	1
Chocolate Spread ...		1	1					
Cocoa		1	1					
Fruit Drink Powder and Crystals		2	2					
Jam		1	1					
Meat Pie	1		1					
Saccharin and Sweetening Tablets		1	1					
Spirits		1	1					
Vinegar		1	1					
Drugs:								
Cold and Influenza Mixture		1	1					
Cough Linctus .		1	1		1	1		
Epsom Salts		1	1					
Friars Balsam ...		1	1					
Totals ...	119	53	172	14	2	16	1	1

SHORT PARTICULARS OF MILK SAMPLING FOR THE YEARS 1942—1948.
ANALYSES RESULTS

Year	Number of Samples Taken		Bacterial count				Coliform Bacillus			T.B.		Methylene Blue Test Only		
			Under 10,000 per ml.	10,000 to 50,000	50,000 to 200,000	200,000 and over	Absent in all counts	Present in 1/10	Present in 1/100	Present in 1/1,000	Positive	Negative	Satisfactory	Unsatisfactory
1942	Designated	47	32	78	13	2	96	23	6	—	2	121	—	—
	Undesignated	78												
1943	Designated	57	32	68	41	22	152	9	2	—	4	162	—	—
	Undesignated	106												
1944	Designated	53	54	65	54	3	166	10	—	—	2	—	—	—
	Undesignated	123												
1945	Designated	54	32	69	48	5	138	11	3	2	1	90	—	—
	Undesignated	100												
1946	Designated	84	16	27	14	6	67	7	5	5	—	45	20	1
	Undesignated	156	30	45	17	12	115	15	14	12	—	102	47	5
1947	Designated	60	—	—	—	—	46	2	2	1	—	5	46	14
	Undesignated	191					167	4	12	8	—	144	136	55
1948	Designated	149	Phosphate Test	—	—	Un-satisfactory	67	10	11	7	—	30	123	18
	Undesignated	192			47	3	129	26	17	7	1	150	147	42

PREVALENCE OF, AND CONTROL OVER, INFECTIOUS AND OTHER DISEASES

GENERAL.

The number of notifications shows a substantial increase in 1948 from 310 to 439, and is mainly due to measles, 289 cases being notified.

Disease	1948	1947
Typhus	—	—
Smallpox	—	—
Scarlet Fever	42	30
Diphtheria	5	—
Enteric Fever (including Paratyphoid) ...	1	—
Typhoid	—	—
Puerperal Pyrexia	1	—
Pneumonia	7	8
Acute Anterior Poliomyelitis	—	30
Erysipelas	6	2
Undulant Fever	2	—
Cerebro-Spinal Fever	—	1
Malaria	—	—
Dysentery (Bacillary)	1	1
do. (Sonné)	1	1
Ophthalmia Neonatorum	—	1
Polio-Encephalitis	—	1
Virus Encephalitis	—	—
Whooping-cough	84	45
Measles	289	190
Meningococcal Meningitis	—	—
Totals	439	310

Smallpox.—One suspicious case was reported, but turned out to be a very severe chickenpox with some unusual features.

No contacts from abroad were reported to us during 1948.

Vaccination.—The following table gives details of vaccination carried out in the Hambledon Rural District since July 5th, 1948, this Council acting as agents for the Surrey County Council.

Number of Persons vaccinated (or re-vaccinated) during period.

Age at 31st Dec., 1948, i.e., born in years	1948				Total
	Under 1	1 to 4 1944 to 1947	5 to 14 1934 to 1943	15 or over before 1934	
Number vaccinated ...	83	3	1	—	87
Number re-vaccinated ...	—	—	2	20	22

There were no cases of illness or other complications arising out of vaccination reported during the period.

Typhoid Fever.—Several cases were investigated as suspected typhoid, but fortunately all were proved not to be. One case proved to be glandular fever, another paratyphoid B.

Typhus.—Ten visits were paid to persons arriving in this country from typhus-infected areas abroad.

Infantile Paralysis.—No cases were notified during the year, in contrast to the epidemic of 1947.

Whooping-cough.—There was a greater incidence of whooping-cough, in fact, during the winter months whooping-cough, mumps and chicken-pox were all prevalent.

Measles.—The number of cases notified was substantially increased. This is no doubt due in part to greater care in notification, but it does seem that we are not getting the regular bi-annual epidemics to which we had become accustomed, the cases being more evenly spread over the years, and continuing throughout the whole of the year instead of being essentially seasonal.

There were no deaths from measles during 1948.

Scarlet Fever.—Forty-two cases were notified, most of them sporadic cases occurring throughout the year. No doubt many more cases did occur, but were not recognised, the rash being frequently relatively trivial or evanescent.

Hæmolytic streptococcal infections at Hydon Heath Camp.—This hatted camp, belonging to the National Camps Corporation, is used by the Essex County Council for about 250 children who come down for three weeks' stay (and in the summer for two weeks') in the

country, educational classes being continued. This constant change has caused difficulties in the control of infectious disease, particularly scarlet fever and diphtheria.

Children are brought from divers schools, and although they are medically examined before departure, it appears that there is frequently an interval of a day or two between the medical examination and their arrival at the camp. For some time we were having to remove patients from every batch to isolation.

Eventually it was decided to institute a medical examination on arrival. All children with any clinical signs in the nose or throat are swabbed for hæmolytic streptococci, and those proved to contain Type A—the epidemic variety—are either sent home or isolated at the camp, according to the severity of the infection. Other types of hæmolytic streptococci are, in the main, ignored. Since this procedure was instituted there has been very little difficulty. No cases of scarlet fever were notified during 1948, although several cases of hæmolytic streptococcal sore throat occurred.

We also advised that all floors and blankets in the camp should be oiled to prevent dust so far as possible.

There is no doubt that a stay in the country is not only enjoyed by the children, but does them an infinite amount of good as well as widening the scope of their education.

Diphtheria.—During the year 1948 five cases of diphtheria were notified. In no case was the patient properly protected by immunisation.

No.	Age	Diph-theria	History of Immunisation	Remarks
1	18	—	20.9.48 None.	(1) Insufficient dosage in 1942.
*2	14½	—	5.11.48 (16.1.42—.2 ccs. APT). (17.2.42—.3 ccs. APT).	(2) No Boosting dose in 1947. (5 years later).
3	2½	—	25.3.48 (4.10.46—.2 ccs. APT). (1.11.46—.5 ccs. APT).	Shick Test would have shown child not completely protected.
4	---	9	23.4.48 1941. By Private Doctor.	Did not keep appointment to receive boosting dose at school in 1947.
*5	—	13	17.6.48 None.	Patient acutely ill. In hospital 11 weeks.

*=Children from Essex staying at Hydon Heath Camp, Hydestile.

Diphtheria Immunisation.—It is our practice now to give the first injection of .5 cc. APT at six months of age, or, failing this, as soon as possible afterwards, and the second injection of .2 cc. APT three months later. This ensures that the child is adequately protected by the time he reaches the very susceptible age of 12 months. Thereafter he receives a boosting dose of .5 cc. APT on entering school and every 5 years afterwards. Reactions following injections are completely absent in children under one year, and when they occasionally occur in young adolescents are minimal. Notifications of immunisations performed are received regularly from General Practitioners.

Home Visiting.—Home visiting of pre-school children was commenced in May, 1948, following the appointment of Dr. Pollock. Those children whose parents do not attend a Welfare Centre, and who cannot for various reasons visit their private doctors, are visited in their homes by appointment.

Parents are extremely grateful for this new service, as the rural nature of the district makes it very difficult for many of them, especially those with two or more children, to travel far.

The following immunisation treatments were given under this scheme:—

First Injections	27
Second Injections	10

Immunisation against Diphtheria in Older Age Groups.—In November, 1948, the teaching staff of the Hydon Heath Camp, Hyde-stile, requested immunisation following the two cases of diphtheria which occurred in the Camp during June and November. When the Camp closed for the winter recess, 8 teachers had received two injections of TAF. The treatment will be completed in 1949 when the Camp re-opens.

A female teacher in a County School who was found to have a positive Schick Test is also receiving immunisation with TAF.

Schick Testing.—During 1948 time was not available to Schick Test all the children who had been immunised in the schools as practically all the immunisation was done in the second half of the year. The ideal is, of course, to Schick Test every child immunised to ensure that protection is complete. Although the course of immunisation carried out completely protects practically every child, an extremely rare case can occur where anti-body reaction in the blood is so low prior to immunisation that the full treatment of APT fails to raise the level sufficiently. Such a case is No. 3 on my list, and only by Schick Testing could this child have been shown to be still susceptible and further immunisation given.

Schick Testing Carried Out.

	Number Tested	Results	Remarks
Elmbridge Camp, Cranleigh ...	18	17 Negative. 1 Slightly Positive.	Boosting dose APT given.
Milford C. of E. School ...	1	Negative.	—
Wonersh- Shamley Green	1	Negative.	—
Hydon Heath Camp ...	*1	Negative.	—
Hascombe C. of E. School ...	*1	Positive.	Immunised with TAF.
Dunsfold ...	1	Negative.	—

*=Teachers.

IMMUNISATION STATE, BY SCHOOLS, AS AT 31st DECEMBER, 1948.

School	Children attending school.		Treatment carried out during 1948			Schick Tested	Percentage of children immunised
	Total	No. immunised.	No. not immunised	1st Inj.	2nd Inj.		
Alfold C. of E. ...	67	62	5	—	—	—	92.54
Bramley C. of E. ...	193	152	20	7	—	—	78.76
Chiddingfold C. of E. ...	138	121	2	3	—	—	87.68
Churt C. of E. ...	81	75	2	1	—	—	92.59
Cranleigh Infants ...	109	92	7	5	—	—	84.40
Cranleigh C. of E. ...	299	278	2	3	—	—	92.98
Dunsfold C. of E. ...	73	70	—	3	—	—	95.89
Ellens Green C. of E. ...	48	45	4	—	—	—	93.75
Elstead C. of E. ...	165	157	6	7	—	—	95.15
Ewhurst C. of E. ...	87	82	3	2	—	—	94.25
Frensham C. of E. ...	100	83	9	1	—	—	83.00
Grafham C. of E. ...	67	58	3	9	—	—	86.56
Hambledon C. of E. ...	43	39	1	—	—	—	90.70
Hascombe C. of E. ...	17	14	3	—	—	—	82.35
Milford C. of E. ...	262	237	15	8	—	—	90.46
Thursley C. of E. ...	16	14	—	—	—	1	87.50
Tilford C. of E. ...	66	62	1	3	—	—	93.94
Witley C. of E. ...	163	144	7	8	—	—	88.34
Wonersh and Shamley Green	125	113	3	6	—	1	90.40
Elmbridge School Camp ...	—	—	—	—	—	18	—
TOTALS ...	2,119	1,898	93	66	606	20	89.57

Children who have received only one injection are included in the "not immunised" figures.

DIPHTHERIA IMMUNISATION
Hambledon Rural District

Children under 5 years of age.					
	Immunised 1/1/48 to 31/12/48	Immunised prior to 1/1/48	Estimated Population under 5 years	Percentage Immunised	
1948	253	684	3,458	27.09	
1947	125	502	(Reg.-Gen. Estimate) 2,397	26.16	
Children between the ages of 5-15 years.					
	Immunised 1/1/48 to 31/12/48	Re-immunised 1/1/48 to 31/12/48	Immunised prior to 1/1/48 and still at School	Estimated Population 5-15 years	Percentage Immunised
1948	66	606	1,832	2,119 (S.C.C. Schools)	89.57
				4,387 (Reg.-Gen. Estimate)	64.43
				(S.C.C. Schools)	85.80
1947	16	454	1,204	1,951 3,997 (Reg.-Gen. Estimate)	30.50
Immunisation in private schools.					
No. of children on register	No. Immunised		Percentage Immunised		
262	240		91.60		

Information obtained from Principals of 7 private schools out of 15 circularised.

HEALTH DEPARTMENT VISITING NURSE.

The home visits of the Visiting Nurse are summarised in the table below. The main effort has been directed towards securing immunisation of those children who failed to secure immunisation either at Infant Welfare Centres or at Schools, and there has been a decided improvement in the figures of immunised children.

Following are details of the work carried out by the Visiting Nurse in the Hambledon Rural District:—

	Visits
Diphtheria Immunisation Visits	432
Scabies	223
Tuberculosis Visits	66
School Visits	77
Typhus Contacts	10
Vaccination Visits	5
Special Visits	69
Miscellaneous Visits	6
Total ...	888

Scabies cases show a reduction, and are confined now, in the main, to families who may be classed as habitual offenders. The policy of treating scabies in the home where the whole family is examined and treated, rather than removing school-children individually for treatment at Cleansing Centres, appears to be amply justified by these results. As has been noted before, scabies cases show a marked predominance in the winter months. Following are particulars of cases treated in the Hambledon Rural District during 1948:—

Month	No. Treated	
	Adults	Children
January	8	1
February	8	—
March	4	1
April	—	—
May	—	—
June	—	—
July	—	—
August	—	—
September	—	—
October	5	7
November	—	—
December	—	—
Totals ...	25	9

TABLE V.
SCHOOL ABSENTEES, 1948.

School	Diphtheria	Scarlet Fever	Chickenpox	Measles	German Measles	Mumps	Impetigo	Whooping Cough	Totals
Alfold Council	—	—	21	—	1	—	—	1	23
Bramley C. of E.	—	—	1	6	2	—	—	2	11
Chiddingfold C. of E.	—	—	—	1	—	2	—	—	3
Churt C. of E.	—	—	—	—	—	—	—	—	—
Cranleigh Council (Infants)	—	4	2	66	—	—	—	2	74
Cranleigh C. of E.	—	—	1	52	—	2	—	1	56
Dunsfold C. of E.	—	—	—	—	—	—	—	—	—
Ellen's Green C. of E.	—	—	—	—	—	—	—	8	8
Elstead C. of E.	—	17	4	24	—	1	2	—	48
Ewhurst C. of E.	—	—	1	28	—	—	—	—	29
Frensham C. of E.	—	—	6	2	1	—	1	—	10
Grafham C. of E.	—	1	4	—	—	—	—	—	5
Hambledon C. of E.	—	—	2	22	—	—	—	—	24
Hascombe C. of E.	—	—	—	1	1	—	—	—	2
Milford C. of E.	1	4	47	2	—	3	—	15	72
Thursley C. of E.	—	—	—	—	—	—	—	—	—
Tilford C. of E.	—	—	—	—	—	—	—	2	2
Witley C. of E.	—	—	3	29	—	78	—	1	111
Wonersh and Shamley Green C. of E.	—	—	—	1	—	1	—	7	9
Totals	1	26	92	234	5	87	3	39	487

INFECTIOUS DISEASES.

TABLE SHOWING NUMBER OF CASES AND WHERE TREATED

Where Treated	Measles	Scarlet Fever	Bacillary Dysentery	Diphtheria	Whooping- cough	Some Dysentery	Puerperal Pyrexia	Undulant Fever	Pneumonia	Paratyphoid	Erysipelas	TOTAL
Farnham Isolation Hospital ...	7	34	—	5	2	—	—	—	2	—	3	53
Royal Surrey County Hospital	—	—	—	—	—	—	—	—	1	—	—	1
Ottershaw Isolation Hospital ...	—	—	—	—	1	—	—	—	—	—	—	1
St. Luke's Hospital	—	—	—	—	—	—	—	1	—	1	—	2
Briarfield	—	—	—	—	1	—	—	—	—	—	—	1
At Home	282	8	1	—	80	1	1	1	4	—	3	381
Totals	289	42	1	5	84	1	1	2	7	1	6	439

TABLE VI.
 INFECTIOUS DISEASE, 1947. AGE INCIDENCE.
 (Other than Tuberculosis)

NOTIFIABLE DISEASE	At all Ages	At Ages—Years											Cases Admitted to Hospital			
		under 1	1-5	5-10	10-15	15-20	20-30	30-40	40-50	50-60	60-70	70-80		80 and Over		
		Diphtheria	5	1	1	2	1	—	—	—	—	—		—	—	—
Measles	289	83	174	20	3	4	2	—	—	—	—	—	—	—	—	7
Scarlet Fever	42	12	17	8	1	3	—	1	—	—	—	—	—	—	—	34
Pneumonia	7	2	—	—	—	1	1	—	—	—	—	—	—	—	—	3
Whooping-cough	84	39	33	4	—	1	—	1	—	—	—	—	—	—	—	4
Undulant Fever	2	—	—	—	—	1	—	—	—	—	—	—	—	—	—	1
Sonné Dysentery	1	1	—	—	—	—	—	—	—	—	—	—	—	—	—	—
Bacillary Dysentery	1	—	1	—	—	—	—	—	—	—	—	—	—	—	—	—
Puerperal Pyrexia	1	—	—	—	—	—	—	—	—	—	—	—	—	—	—	—
Erysipelas	6	—	—	—	—	1	1	—	—	—	—	—	—	—	—	3
Paratyphoid B	1	—	—	1	—	—	—	—	—	—	—	—	—	—	—	1
Totals	439	9	138	226	35	5	11	4	6	3	—	2	—	—	—	58

TABLE VII.
INCIDENCE OF NOTIFIED INFECTIOUS DISEASE (other than Tuberculosis)
PARISH BY PARISH

NOTIFIABLE DISEASE	Alford	Bramley	Busbridge	Chiddingfold	Churt	Cranleigh	Dockenfield	Dunsfold	Elstead	Ewhurst	Frensham	Hambleton	Hascombe	Peperharow	Thursley	Tilford	Witley	Womersh	Total
Measles	2	1	1	2	3	116	1	9	26	30	9	12	4	1	1	2	49	20	289
Whooping-cough	1	4	—	9	14	12	2	—	—	4	—	10	—	2	1	7	16	2	84
Scarlet Fever	—	1	—	—	—	6	—	—	25	1	—	1	—	—	—	1	7	—	42
Pneumonia	—	—	1	—	—	—	—	—	—	—	—	—	2	—	—	—	4	—	7
Erysipelas	—	—	—	—	—	3	—	—	—	—	—	—	2	—	—	—	1	—	6
Diphtheria	—	—	—	—	—	—	—	—	—	—	—	2	1	—	—	—	2	—	5
Undulant Fever	—	—	—	—	—	2	—	—	—	—	—	—	—	—	—	—	—	—	2
Bacillary Dysentery	—	—	—	—	—	—	—	—	—	—	—	—	—	—	—	—	—	—	1
Puerperal Pyrexia	—	—	—	—	—	—	—	—	—	—	—	—	—	—	—	—	1	—	1
Sonné Dysentery	—	—	—	—	—	—	—	—	1	—	—	—	—	—	—	—	—	—	1
Paratyphoid B. ...	—	—	—	—	—	—	—	—	—	—	—	—	—	—	—	—	—	1	1
Totals	3	6	2	11	17	139	3	9	52	35	9	25	9	3	2	10	81	23	439

CANCER.

There were 60 deaths from cancer during the year. The age incidence is shown in the accompanying table.

TOTAL DEATHS FROM CANCER.

SITE	5-10		20-30		30-40		40-50		50-60		60-70		70-80		Over 80		Totals		Grand Totals	
	M	F	M	F	M	F	M	F	M	F	M	F	M	F	M	F	M	F	1948	1947
Alimentary Canal ...	—	—	—	—	—	—	1	2	2	1	5	1	9	4	—	5	17	13	30	15
Breast ...	—	—	—	—	—	—	—	—	—	—	—	—	3	—	—	—	—	3	3	3
Lung ...	—	1	—	—	1	—	—	—	1	—	5	—	—	—	1	—	8	1	9	7
Liver ...	—	—	—	—	—	—	—	1	—	—	—	—	—	—	—	—	—	1	1	3
Tongue ...	—	—	—	—	—	—	—	—	—	—	—	—	—	—	—	—	—	—	—	1
Other ...	—	—	—	—	—	—	—	—	1	1	4	3	1	3	1	3	7	10	17	24
1948	—	1	—	—	1	—	1	3	4	2	14	4	10	10	2	8	32	28	60	—
1947	—	—	—	1	—	1	4	2	5	5	8	4	5	5	6	7	28	25	—	53

The following table shows the deaths from cancer during the last fourteen years:

DEATHS FROM CANCER DURING THE LAST FOURTEEN YEARS.

Year	Male	Female	Total	Death-Rate
1935	20	25	45	1.77
1936	22	16	38	1.49
1937	17	26	43	1.64
1938	22	29	51	1.90
1939	28	34	62	2.21
1940	14	29	43	1.35
1941	26	26	52	1.62
1942	23	37	60	1.93
1943	23	24	47	1.55
1944	37	29	66	2.17
1945	21	21	42	1.36
1946	26	36	62	2.04
1947	28	25	53	1.71
1948	32	28	60	1.90

TUBERCULOSIS.

There were 251 cases on the Register at the end of 1948, namely, 112 males and 139 females.

The following table summarises the Tuberculosis Register as at 31st December, for the last twelve years:

Year	Pulmonary		Non-Pulmonary		Total No. on Register at 31st December
	Male	Female	Male	Female	
1937	27	49	19	25	120
1938	27	51	21	29	128
1939	36	57	22	26	141
1940	36	67	20	34	157
1941	46	68	21	36	171
1942	47	73	23	36	179
1943	51	78	26	40	195
1944	57	84	30	42	213
1945	68	86	33	42	229
1946	77	91	31	40	239
1947	83	102	25	42	252
1948	88	100	24	39	251

During 1948 there were 19 new cases (primary) as against 32 in 1947. These cases were distributed over the following parishes:

Bramley	2	Elstead	1
Chiddingfold	2	Ewhurst	2
Cranleigh	2	Tilford	1
Dockenfield	1	Witley	6
Dunsfold	1	Wonersh	1

The following table shows the notification and deaths in the District, with the corresponding rates per 1,000 of the population during the past twelve years:

Year	Cases Notified		Notification Rate	Deaths	Death Rate per 1,000 of the Population
	Trans In	New Cases			
1937	20	18	0.69	14	0.50
1938	18	18	0.68	7	0.26
1939	14	23	0.82	13	0.46
1940	23	30	0.96	19†	0.60
1941	27	36	1.97	14	0.46
1942	13	27	0.87	13	0.42
1943	7	30	0.99	8	0.26
1944	10	27	0.89	10	0.33
1945	15	23	0.78	7	0.24
1946	19	29	0.96	11	0.36
1947	4	32	1.03	12	0.34
1948	9	19	0.60	15*	0.48

I have this year sub-divided notifications into those cases arising within the District and those sufferers from tuberculosis who have moved into the District, and therefore become added to the Register.

* Includes 8 deaths—people who have died, but no knowledge of the year of death available from any source.

† Amended as result of Register check carried out during 1948.

The number of cases on the register is made up as follows (as at 31st December, 1948) :

Cases Transferred into District				Cases Notified whilst living in District			
Pulmonary		Non-Pulmonary		Pulmonary		Non-Pulmonary	
M	F	M	F	M	F	M	F
38	37	7	13	50	63	17	26

These figures include 42 on the staffs of the two large sanatoria in the District, 40 of them notified whilst working in the sanatoria. All of these cases are pulmonary.

The graph on page 46 is designed to show the annual notifications and deaths from tuberculosis, as well as the steady increase in the number on the register.

TUBERCULOSIS CARE COMMITTEE.

The Care Committee consists of the following:—

Mr. R. H. Haslam (Chairman), Mr. P. H. Attwell, Commander R. J. Slayter, D.S.O., D.L.C.L., R.N., the Hon. Mrs. D. H. Loyd, Mr. W. Featherby, Mr. E. S. Warren (County Representative) (members of Hambleton Rural District Council); the County Medical Officer, Surrey County Council; the County Tuberculosis Care Organiser; the Almoner, No. 5 Area, Surrey County Council; the Almoner, Milford Sanatorium; the Medical Superintendent, Milford Sanatorium; Mr. Head, Chief Sanitary Inspector, Hambleton R.D.C. (ex-officio and co-opted members); Dr. J. E. Haine, Hon. Secretary and Treasurer.

The Committee held three meetings during the year. Thirty-one cases were considered, and were given assistance in the following forms:—

Clothes	2
Bed and bedding	2
Provision of spectacles for patient	1
Karri-cot for patient's baby	1
Payment of fees for private X-ray examination	1
Supply of Ovaltine and Horlick's	1

One patient is supplied regularly with cotton wool and gauze to supplement the supply from the National Health Service.


The provision of milk is arranged by the County Council Almoners. In special cases the Care Committee is consulted, and they may recommend a free supply of milk although the patient's income may be outside the normal range for free milk. Two cases were so considered during 1948.

It was possible to obtain a bed-table from an outside source for issue to a bed-ridden patient.

The Public Health Department Visiting Nurse made 65 visits to tuberculous cases during the year.

The Christmas Seals Sale and Annual Appeal realised the record sum of £69 3s. In view of the Committee's very satisfactory financial position, a further contribution of £50 was sent to the Standing Conference of Surrey Tuberculosis Care Committees.

The balance to the Care Committee's credit on 31st December, 1948, was £111 2s. 9d.



GRAPH SHOWING THE ANNUAL NOTIFICATIONS AND DEATHS FROM TUBERCULOSIS.

Notifications of Tuberculosis (20 to 60) —————
 Deaths from Tuberculosis (0 to 20)
 Numbers on Register of notified cases (100 to 300) - - - - -

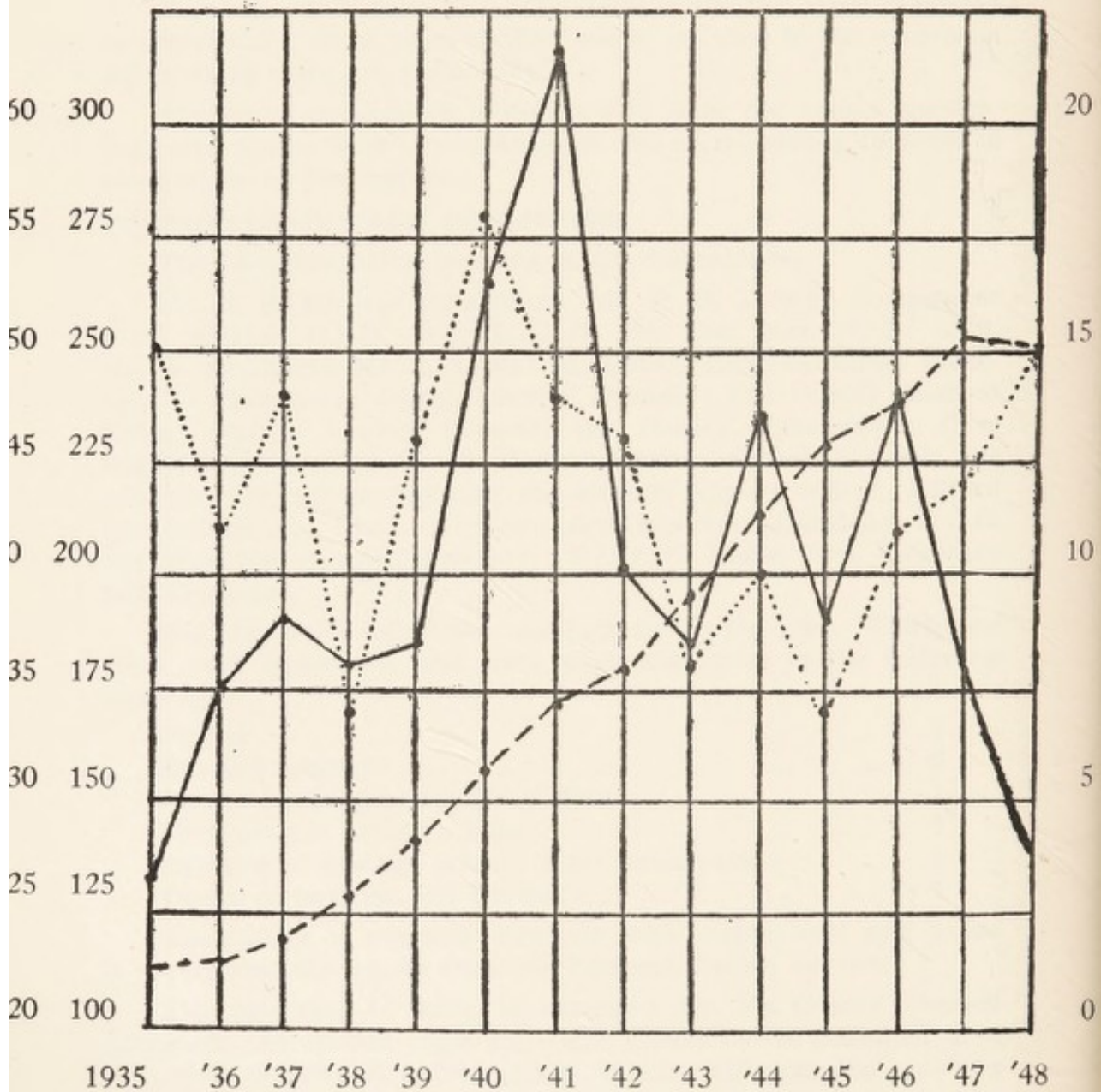


TABLE VIII. NEW CASES AND MORTALITY OF TUBERCULOSIS.

Age Periods	New Cases*				Deaths			
	Respiratory		Non-Respiratory		Respiratory		Non-Respiratory	
	Male	Female	Male	Female	Male	Female	Male	Female
0-1	—	—	—	—	—	—	—	—
1-5	—	—	—	1	—	—	—	—
5-15	1	—	—	1	—	—	—	—
15-25	—	5	—	1	—	—	—	—
25-35	4	6	—	—	1	—	—	—
35-45	5	2	—	1	4	—	—	—
45-55	6	2	—	1	2	—	—	—
55-65	—	1	—	—	—	1	—	1
65 and over	1	—	—	—	1	3	—	—
Unknown	—	—	—	—	—	2	—	—
Totals	17	16	—	5	8†	6‡	—	1†
Registrar General's Figures					4	1	—	—

* 19 new cases were notified; 18 cases transferred into the District from outside; and 1 case, not formally notified, was picked up from death returns.

† Includes 8 notifications of death of people who died but no knowledge of year of death available.

ANNUAL REPORT OF THE CHIEF SANITARY INSPECTOR

SANITARY INSPECTION OF THE AREA.

The total number of visits and inspections made during the year was 5,198, particulars of which are set out in the following table :

Visits and Inspections.

Water Supplies	506
Drainage	247
Moveable Dwellings	95
Factories	127
Shops (Shops Act)	29
Bakehouses	98
Schools	11
Miscellaneous Sanitary Visits, Nuisances, etc.	864
Dwelling Houses, Public Health and Housing Acts	175
Dwelling Houses Re-inspected	1,020
Overcrowding	25
Verminous Premises	10
Infectious Disease	102
Slaughter-houses and Butchers' Shops	19
Food Shops	250
Cow-sheds	845
Dairies, etc.	160
Milk—Bacteriological Samples	342
Ice Cream Premises	46
Miscellaneous Food Visits	39
Stables and Piggeries	10
Public Conveniences	5
Refuse Collection	51
Refuse Disposal	35
Petroleum Acts	78
Rats and Mice	11
	5,200

NOTICES SERVED.

Statutory Notices :

(a) Public Health Act, 1936, Section 39	1
(b) Housing Act, 1936, Section 11, Notice of Time and Place at which the question of making a Demolition Order in respect of a dwelling house will be considered	1
	2

Informal Notices	198
Results of Notices Served:	
Statutory Notices complied with :	
(a) By Owners	2
(b) By Local Authority in default of Owners	—
Informal Notices complied with	125
Informal Notices in hand	73

WATER ANALYSES.

One hundred and twenty-eight samples of water were taken for analysis during the year.

Public Water supplies	32
Private Water supplies	27
Well Water	59
Stream Water	5
Spring Water	5
	<hr/>
	128
	<hr/>

As a result of this work, 65 houses have been provided with main water supply and 5 wells were cleansed and repaired.

INSPECTION AND SUPERVISION OF FOOD.

Milk Supply.

The number of producers and retailers of milk on the register at the end of the year was 170.

Cow-keepers and wholesale purveyors	125
Cow-keepers and retail purveyors	22
Retail dairies	9
Retailers selling milk in the Hambledon District from premises outside the area	14
	<hr/>
	170
	<hr/>

Twenty new buildings were erected or adapted for milk production during the year.

One thousand and five visits were made to farms and dairies, most of which were made during milking hours.

Parish	No. of Regd. Traders	Producers	Pro-ducer- Re-tailers	DESIGNATION			Retail Dairies	Re-tailers outside District
				T.T.	Acc.	U.		
Alfold	11	9	—	2	2	5	—	2
Bramley... ..	11	9	1	4	5	1	1	—
Busbridge	7	5	—	4	—	1	—	2
Chiddingfold	16	10	5	3	4	8	1	—
Cranleigh	24	20	1	8	4	9	1	2
Dockenfield	2	1	1	—	1	1	—	—
Dunsfold	10	7	2	2	4	3	—	1
Elstead	7	5	1	3	—	3	1	—
Ewhurst	20	15	1	9	3	4	2	2
Frensham and Churt	9	7	1	4	2	2	—	1
Hambleton	7	6	1	5	—	2	—	—
Hascombe	2	1	—	—	—	1	—	1
Peperharow	3	2	1	1	2	—	—	—
Thursley	7	7	—	3	—	4	—	—
Tilford	5	1	2	—	1	2	1	1
Witley	15	9	4	7	2	4	—	2
Wonersh	14	11	1	4	2	6	2	—
Total	170	125	22	59	32	56	9	14

PARTICULARS OF BACTERIOLOGICAL EXAMINATION OF MILK SAMPLES TAKEN DURING
THE YEAR 1948.
ANALYSES RESULTS.

Quarter		Methylene Blue		Coliform Bacillus				Tubercle Bacillus		Phosphatase		Other Analyses
		Satisfactory	Unsatisfactory	Absence	1/10	1/100	1/1,000	Positive	Negative	Satisfactory	Failed	
First	Designated ... (26)	24	2	8	2	—	—	—	2	16	1	—
	Undesignated . (47)	39	8	38	5	3	1	1	41	—	—	—
Second	Designated ... (49)	37	4	28	3	3	1	—	16	8	—	6 for Fat content
	Undesignated . (41)	34	5	31	4	1	3	—	31	—	—	2 Brucilli Abortus
Third	Designated ... (23)	15	8	8	1	5	4	—	3	5	—	—
	Undesignated . (57)	37	20	29	8	9	11	—	42	—	—	—
Fourth	Designated ... (51)	47	4	23	4	3	2	—	9	18	2	—
	Undesignated . (47)	37	9	31	9	4	2	—	36	—	—	1 for T.B. peritonitis only

Milk (Special Designations) Order, 1936.

The following Licences for production and sale of designated milk are in force in the district :

Tuberculin Tested Producers	59
Accredited Producers	32

Dealers' Licences.

Tuberculin Tested (Bottling Licences)	4
Tuberculin Tested (for sale in sealed bottles only)	1
Pasteurised (for sale in sealed bottles or containers)	6

Supplementary Licences.

Tuberculin Tested	5
Pasteurised	9
Accredited	1

MEAT AND OTHER FOODS.

Condemned as Unfit for Human Consumption.

Meat.

	Imported			Home Killed		
	Cwts.	Qrs.	Lbs.	Cwts.	Qrs.	Lbs.
Pork	—	—	12	—	1	8
Beef	6	2	18	—	—	—
Bacon and Ham	—	—	23	—	—	25
Mutton	—	1	7	—	—	—

Fish.

Sliced Cod 1½ lbs. Herrings 5 stone

Tinned and Bottled and Packet Foodstuffs.

	No. of Containers	Weight		
		Cwts.	Qrs.	Lbs.
Meat	102	1	3	9
Fish	129	—	1	7
Fruit	57	—	2	18
Milk	47	—	1	17
Soup	22	—	—	22
Beans and Peas	2	—	—	2
Preservatives	1	—	—	2
Vegetables of all kinds	62	1	1	1

	Containers	Tons	Cwts.	Qrs.	Lbs.
Dried Eggs	1	—	—	—	1
Cereals ...	1,999	—	10	2	12
Suet ...	84	—	—	1	14
Cheese ...	30	—	—	—	23
Pickles ...	2	—	—	—	2
Dog Food .	14	—	—	—	14
Lingo Fizz .	9	—	—	1	17

Other Foods.

	Tons	Cwts.	Qrs.	Lb.
Sausage Meat	—	1	—	—
Dried Peaches	—	—	—	21
Granulated Sugar	—	1	—	—
Flour	—	6	1	—
Butter	—	—	—	11

CARCASES INSPECTED AND CONDEMNED.

	Cattle excluding Cows	Cows	Calves	Sheep & Lambs	Pigs
Number killed	—	—	—	—	39
Number inspected	—	—	—	—	39
All diseases except T.B. Whole carcasses con- demned	—	—	—	—	—
Carcases of which some part or organ was con- demned	—	—	—	—	3
Percentage of the num- ber inspected affected with disease other than tuberculosis ...	—	—	—	—	7.7%
Tuberculosis Only. Whole carcasses con- demned	—	—	—	—	—
Carcases of which some part or organ was con- demned	—	—	—	—	—
Percentage of the num- ber inspected affected with tuberculosis ...	—	—	—	—	—

Food and Drugs Act, 1938, Section 57—Slaughter-houses.

Ten Licences were granted for the use of premises as a slaughter-house during the year, but owing to the restriction on killing in rural areas, slaughter has been confined to pigs for home consumption and emergency cases.

Section 14.—Registration of Premises used in connection with the manufacture or sale of ice cream or preserved food, etc.

For storage and sale of ice cream	6
For the preparation of sausages, pressed, bottled, pickled, or preserved food intended for sale	1

PUBLIC HEALTH ACT, 1936—SECTION 269.

Movable Dwellings and Camping Grounds.

Applications dealt with during the year	24
<i>Granted.</i>	<i>Refused.</i>

1. Licence to allow land to be used as site for Movable Dwellings	—	—
2. Licence to erect or station and use Movable Dwellings	18	6

All licences were limited to a period not exceeding twelve months.

REPORT ON THE ADMINISTRATION OF THE FACTORIES ACT, 1937, IN CONNECTION WITH FACTORIES.

1. Inspection of Factories.

Premises	Number on Register	Number of		
		Inspections	Written Notices	Occupiers Prosecuted
(i) Factories in which Sections 1, 2, 3, 4 and 6 are to be enforced by Local Authorities ...	102	186	32	—
(ii) Factories not included in (i) in which Section 7 is enforced by the Local Authority ...	30	32	2	—
(iii) Other premises in which Section 7 is enforced by the Local Authority* (excluding out-workers' premises) .	—	—	—	—
Total ...	132	218	34	—

* Electrical stations (Section 103 (1)), Institutions (Section 104) and sites of Building Operations and Works of Engineering Construction (Sections 107 and 108).

2. Defects Found in Factories.

Particulars	Number of Cases in which defects were found				No. of Cases in which prosecutions were instituted
	Found	Remedied	Referred		
			To H.M. Inspector	By H.M. Inspector	
Want of Cleanliness (S.1) ...	24	24	—	—	—
Overcrowding (S.2)	—	—	—	—	—
Unreasonable Temperature (S.3)	—	—	—	—	—
Inadequate Ventilation (S.4)	—	—	—	—	—
Ineffective Drainage of Floors (S.6)	—	—	—	—	—
Sanitary Conveniences (S.7)					
(a) Insufficient	5	5	—	—	—
(b) Unsuitable or defective	2	2	—	—	—
(c) Not separate for sexes	—	—	—	—	—
Other offences against the Act (not including offences relating to Outwork) ...	1	1	—	—	—
Total	32	32	—	—	—

3. Outwork (Sections 110 and 111).

Nature of Work	M.C. Line No.	Section 110			Section 111		
		No. of out-workers in August list required by Sec. 110 (i) (c)	No. of cases of default in sending list to the Council	No. of prosecutions for failure to supply lists	No. of instances of work in unwholesome premises	Notices served	Prosecutions
Wearing apparel (Making, etc.) ...	13	3	—	—	—	—	—
The making of boxes or other receptacles or parts thereof made wholly or partially of paper	34	1	—	—	—	—	—
Total	—	4	—	—	—	—	—

Factories Act, 1937, Section 34. Means of Escape from Fire.

Number of factories certified by the Council as being provided with adequate means of escape from fire 6

PUBLIC CLEANSING.

The collection of house refuse and cleansing of cesspools is carried out by the District Council in all parishes in the district.

Refuse Collection.

The collection of house refuse is now carried out fortnightly in all parishes in the district.

Six 3-ton Dennis refuse collection vehicles are used for this work.

The refuse is disposed of by tipping at the Local Authority's tips at Cranleigh and Witley. Waste paper is collected in trailers attached to the refuse lorries, and this is sorted and baled at the depots. All refuse is sorted before disposal for separation of salvage.

Cleansing of Pail Closets.

The Council undertake the cleansing of pail closets in Alfold, Chiddingfold, Dunsfold, Elstead, Hascombe, Witley, and non-sewered parts of Bramley. This work is carried out by means of 300-gallon tanks, which can be fitted in refuse lorries for night work and in one district by horse and tank cart.

The night soil is disposed of by tipping on arable land in the district.

Cleansing of Cesspools.

Cesspools are emptied on application free of charge once in every quarter. Seven Dennis (800-gallon) emptiers are used for this work. The sewage removed is disposed of by means of sludge beds on the sewage farms and on arable land by arrangement with farmers.

PETROLEUM (CONSOLIDATION) ACT, 1928.

Licences.

Petroleum :

Garages for resale	29
Commercial and agricultural consumers (not for resale	36
Local Authorities	5
Carbide of Calcium	5
Cellulose Solution	7