

**[Report 1955] / Medical Officer of Health, Cambridge Borough.**

**Contributors**

Cambridge (England). Borough Council.

**Publication/Creation**

1955

**Persistent URL**

<https://wellcomecollection.org/works/bfzuxkzt>

**License and attribution**

You have permission to make copies of this work under a Creative Commons, Attribution license.

This licence permits unrestricted use, distribution, and reproduction in any medium, provided the original author and source are credited. See the Legal Code for further information.

Image source should be attributed as specified in the full catalogue record. If no source is given the image should be attributed to Wellcome Collection.



Wellcome Collection  
183 Euston Road  
London NW1 2BE UK  
T +44 (0)20 7611 8722  
E [library@wellcomecollection.org](mailto:library@wellcomecollection.org)  
<https://wellcomecollection.org>

# CONTENTS

	<i>Page</i>
INTRODUCTION ... ..	3
COMMITTEES ... ..	5
STAFF OF DEPARTMENT ... ..	6
ACTS AND BYELAWS ... ..	9
STATISTICAL SUMMARY ... ..	10
<b>SECTION I. NATURAL AND SOCIAL CONDITIONS.</b>	
TOPOGRAPHICAL ... ..	11
CLIMATE ... ..	11
INDUSTRIES AND COMMUNICATIONS ... ..	12
WATER SUPPLY ... ..	12
<b>SECTION II. VITAL AND MORTAL STATISTICS.</b>	
MARRIAGES ... ..	15
BIRTHS ... ..	15
DEATHS ... ..	16
MATERNAL MORTALITY ... ..	19
INFANT MORTALITY... ..	19
<b>SECTION III. INFECTIOUS DISEASE.</b>	
GENERAL INCIDENCE ... ..	22
IMMUNISATION AGAINST DIPHTHERIA ... ..	23
MEASLES ... ..	23
TUBERCULOSIS ... ..	24
SCABIES ... ..	24
DISINFECTION ... ..	24
<b>SECTION IV. SANITARY SERVICES.</b>	
INTRODUCTION ... ..	25
HOUSING ADMINISTRATION.	
INSPECTION OF DISTRICT ... ..	26
HOUSES DEMOLISHED ... ..	27
CLEARANCE AREAS AND INDIVIDUAL UNFIT HOUSES ... ..	27
HOUSING REPAIRS AND RENTS ACT ... ..	27
NEW HOUSES ... ..	28
GENERAL SANITARY WORK.	
SUMMARY OF WORK CARRIED OUT ... ..	30
SMOKE ABATEMENT... ..	31
DISINFESTATION ... ..	32
CONTROL AND SUPERVISION OF FOOD.	
FOOD SAMPLING AND ANALYSIS ... ..	33
MILK DISTRIBUTION ... ..	36
MILK AND DISEASE... ..	39
ICE CREAM ... ..	40
SUPERVISION OF FOOD PREMISES ... ..	40
MEAT AND SLAUGHTER-HOUSES ... ..	41
HORSEFLESH ... ..	41
MEAT AND DISEASE STATISTICS AND ANALYSES ... ..	43
INSPECTION OF OTHER FOODS ... ..	45





## DEPARTMENT OF PUBLIC HEALTH,

THE GUILDHALL, CAMBRIDGE.

*February, 1956.**To the Mayor, Aldermen and Councillors of the City of Cambridge.*

MR. MAYOR, LADIES AND GENTLEMEN,

This year was notable for the excellent summer. The long spell of fine, sunny weather must have exercised a beneficial effect upon the health of Cambridge citizens which cannot be measured accurately or recorded statistically. Great use was made of the bathing pools and the river for bathing. Every year this necessitates a considerable amount of work, throughout the summer, in obtaining water samples and having them analysed so that a watch can be kept upon the water in respect of its suitability for bathing.

After an interval of eighteen months an epidemic of measles occurred which lasted during the greater part of the year. This outbreak was not remarkable in any way, being what one normally expects periodically, although it started a month or two earlier than was anticipated. More disturbing were several isolated cases of paratyphoid fever and one of typhoid. The source of these infections could not be discovered but, coupled with the now usual summer outbreak of dysentery, it seemed possible that some widely disseminated foodstuff might be at fault. As certain egg preparations used in the confectionary trade have been incriminated in some parts of the country, I made a detailed examination of basic ingredients coming into the city and was satisfied that these were not a source of infection in Cambridge. This and other work of a rather specialised nature was made possible by the appointment of a deputy chief sanitary inspector, although the usefulness of this appointment was offset, to some extent, by a shortage of district inspectors.

Activities directed towards slum clearance continued and a hundred houses were represented to the Public Health Committee as being proper for demolition. During the year 23 houses were actually demolished and the families were rehoused. Since the survey of property in the city in 1954 some 350 houses have been represented or dealt with in other ways.



Although at one time it seemed likely that a municipal abattoir would be built, which would relieve many of the difficulties felt over meat inspection, it became obvious during the year that this project could not go forward for a number of reasons but, at the time of writing, private enterprise developments are afoot to which it may be possible to refer in greater detail in my next annual report.

The welfare of old people is increasingly engaging our attention and health visitors are now taking in the aged as part of their routine duties, bringing back to the office particulars of the needs of individual cases so that we may either make adequate provision or direct voluntary and other agencies to the old people's needs. The nursing work of the department has been greatly facilitated by the appointment of a general relief nurse whose terms of appointment include work, as may be necessary, in each of the three sections : health visiting, district nursing and midwifery.

I have the honour to be,

Mr. Mayor, Ladies and Gentlemen,

Your Obedient Servant,

CYRIL G. EASTWOOD,

*Medical Officer of Health and  
Principal School Medical Officer.*

# COMMITTEES AND STAFF.

## PUBLIC HEALTH COMMITTEE (1955-56).

THE MAYOR, Alderman HALNAN (*Vice-Chairman*).

*Chairman* : Councillor C. E. RIDGEON.

*Members* : Alderman Mrs. RACKHAM, Councillors AMBROSE, BOWLES, CHERRY, COLE, BALFOUR GOURLAY, The Rev. J. S. BOYS SMITH, Mrs. THOMSON and Mrs. TRAYLEN.

## COMMITTEE FOR EDUCATION (1955-56).

THE MAYOR.

*Chairman* : Alderman G. F. HICKSON, M.A.

Alderman NOBBS.	Councillor SYMONDS.
Alderman Mrs. RACKHAM.	Councillor The Rev. P. GARDNER-SMITH.
Alderman SPALDING.	
Alderman WILDING ( <i>Vice-Chairman</i> ).	Miss M. H. CATTLEY.
Councillor AMEY.	The Rev. G. DOLMAN
Councillor MALLETT.	(Until Nov., 1955).
Councillor GRANTHAM.	Mr. W. E. TEVERSHAM
Councillor Mrs. HENN.	(From Nov., 1955).
Councillor MOLE.	Dr. R. F. RATTRAY.
Councillor POINTS.	Mrs. J. SALTER.
Councillor C. E. RIDGEON.	Miss A. H. SKILLICORN.
Councillor SALTER.	

*Representing the Local Education Authority :*

County Alderman Mrs. PARSONS.

County Councillor BURKITT.

County Councillor MARTIN.

## Welfare Committee.

*Chairman* : Alderman WILDING.

The MAYOR.	Councillor POINTS.
Alderman HICKSON.	Councillor SYMONDS.
Alderman Mrs. RACKHAM.	Miss M. H. CATTLEY.
Councillor AMEY.	Mrs. J. SALTER.
Councillor Mrs. HENN.	Miss E. A. LENNARD.
Councillor MALLETT.	



**Care Committee.***Chairman* : Miss E. A. LENNARD.

Councillor AMEY.	Miss M. H. CATTLEY.
Councillor MALLETT.	Mrs. McCULLAGH.
Councillor POINTS.	Mrs. R. M. ROTHAM.
Councillor SYMONDS.	Mrs. J. SALTER.
Mrs. E. BLACKMAN.	

**Open Air School Committee.***Chairman* : Alderman Mrs. RACKHAM.

Alderman NOBBS.	Mrs. E. BLACKMAN.
Alderman WILDING.	Miss M. H. CATTLEY.
Councillor Mrs. HENN.	Miss E. A. LENNARD.
Councillor MALLETT.	Mrs. McCULLAGH.
Councillor SYMONDS.	Mrs. R. M. ROTHAM.
Lady ADRIAN.	

**CITY MATERNITY AND CHILD WELFARE****SUB-COMMITTEE (1955-56).***(A Sub-Committee of the County Health Committee.)**Representatives of the City Council :*

*Chairman* : Councillor MALLETT, Councillors F. BAILEY, Mrs. BURN, CHERRY, BALFOUR-GOURLAY, Mrs. HENN, Mrs. RODEN, Mrs. THOMSON  
*(Vice-Chairman)*, Mrs. TRAYLEN.

*Representatives of Cambridge County Council :*

Aldermen Mrs. CARTER and Mrs. RACKHAM, and Councillor Mrs. HEPHER.

*Co-opted Members* : Mrs. GREAVES, Mrs. PATTERSON and Dr. M. READ**STAFF OF THE DEPARTMENT.**

***Medical Officer of Health and Principal School Medical Officer :***

CYRIL G. EASTWOOD, M.D., CH.B., B.Sc., M.R.C.S., L.R.C.P., D.P.H.

***Deputy Medical Officer of Health:***

MARGARET C. K. PATTERSON, M.B., CH.B., D.P.H., D.O.

**Assistant Medical Officers :**HILDE P. BRODA, M.D. (*School Health*).DOROTHY DAVEY, M.B. (*School Health*), (*part time*).ISOBEL M. S. NICHOLLS, M.B., CH.B., D.P.H. (*Welfare*).**Chief Sanitary Inspector and Senior Sampling Officer :**D. W. BOTTOM.<sup>1 2</sup>**Deputy Chief Inspector :**A. W. PERRY.<sup>1 2 3 5 6 7</sup> (from 26/9/55).**District Sanitary Inspectors :**A. PERRINS.<sup>1 2</sup>T. A. TEAL.<sup>1 2 4</sup>L. G. OWEN.<sup>1 2 3</sup> (until 3/10/55).W. McLENNAN.<sup>1 2</sup> (until 2/7/55).F. TOWNSEND.<sup>1 2</sup><sup>1</sup> Certificate of the Royal Society of Health and Sanitary Inspectors' Joint Board.<sup>2</sup> Meat and Foods Certificate of the Royal Society of Health.<sup>3</sup> Certificate in Sanitary Science of the Royal Society of Health.<sup>4</sup> Certificate of Food Hygiene of the Royal Society of Health.<sup>5</sup> Certificate in Smoke Inspection of the Royal Society of Health.<sup>6</sup> Certificate of the Institution of Public Health Engineers.<sup>7</sup> Diploma in Public Administration.**Matrons :***Home Nursing Service :* Miss J. Y. CHALMERS.<sup>5 6</sup>*Sedley Nursery :* Mrs. E. E. CALLOW.<sup>5 7</sup><sup>5</sup> State Registered Nurse.<sup>7</sup> Registered Sick Children's Nurse.<sup>6</sup> State Certified Midwife.**Nursing Staff, etc. :**

Health Visitors and School Nurses	...	...	13
Municipal Midwives	...	...	3
District Nurses	...	...	9
Physiotherapists	...	...	1
Speech Therapists ( <i>part-time</i> )	...	...	3
Nursery Nurses and assistants	...	...	5



**Chief Clerk:**

R. J. MITTON, M.R.I.P.H.H.

**Other Staff:**

<i>Clerical</i>	...	...	...	...	...	...	11
<i>Sanitary</i>	...	...	...	...	...	...	5
<i>Domestic</i>	...	...	...	...	...	...	6

**ASSOCIATED STAFF.***Part-time Ophthalmic Surgeon:* G. F. WRIGHT, M.A., M.B., B.Ch., D.O.M.S.*Part-time Orthoptist:* Miss L. BILLINGHURST, D.B.O.*Principal Dental Officer:* W. BAIRD GRANDISON, F.D.S., R.C.S.  
(Eng.), L.D.S., R.C.S. (Edin.).*Dental Officers:* Miss M. E. C. PAGE, L.D.S.

E. BURN, L.D.S.

R. ALSOP, L.D.S.

Mrs. J. M. POUNTAIN, L.D.S., R.F.P.S.  
(Glasgow).

Mrs. W. JONES, L.D.S.

*Dental Attendants:* Five.

# ACTS AND BYELAWS.

## 1. *Local Acts (or parts thereof) in force in the City:—*

Cambridge Improvement Act, 1790.  
 Cambridge Improvement Act, 1794.  
 Cambridge Corporation Act, 1850.  
 River Cam Navigation Act, 1851.  
 Cambridge University and Town Waterworks Act, 1853.  
 Cambridge University and Town Waterworks (Capital) Act, 1855.  
 The Cambridge Award Act, 1856.  
 Cambridge University and Town Waterworks Act, 1866.  
 Cambridge University and Town Waterworks Act, 1871.  
 Cambridge University and Town Waterworks Act, 1886.  
 Local Government Board Provisional Orders Confirmation (No. 15) Act, 1889.  
 Cambridge University and Corporation Act, 1894.  
 Canal Tolls and Charges, No. 8 (River Cam, etc.) Order Confirmation Act, 1894.  
 Cambridge University and Town Waterworks Act, 1910.  
 Local Government Board Provisional Orders Confirmation (No. 3) Act, 1912.  
 Ministry of Health, Provisional Orders Confirmation (No. 8) Act, 1922.  
 Cambridge Corporation Act, 1922.  
 River Cam Conservancy Act, 1922.  
 Ministry of Health Provisional Orders Confirmation (No. 9) Act, 1928.  
 Ministry of Health, Provisional Orders Confirmation (No. 8) Act, 1929.  
 Cambridge Corporation Act, 1932.

## 2. *Acts which have been adopted in the City:—*

Public Health Acts Amendment Act, 1890 (Parts II, III and IV).  
 The Private Street Works Act, 1892.  
 The Public Libraries Acts.  
 The Public Health Acts Amendment Act, 1907 (Parts II and VI with certain adaptations, and Sections 80, 81, 84, 85 and 86 of Part VII).  
 The Public Health Act, 1925 (Sections 13–32, 35–44, and 51–55).

## 3. *Byelaws in force in the City include the following:—*

Noise in Markets and Streets, 1849.  
 Commons, 1851, 1880.  
 Good Rule and Government, 1900, 1906, 1920, 1922, 1915, 1931, 1933, 1935, 1948, 1949, 1950, 1953.  
 Street Collections, 1917. (Regulations).  
 Luggage and Light Porters, 1920.  
 New Streets, 1926, 1932.  
 Pleasure Grounds, 1929.  
 Houses Let in Lodgings, 1934.  
 Land Drainage, 1934.  
 Common Lodging Houses, 1935.  
 Employment of Children, 1935, 1936.  
 City Cemetery, 1936.  
 Buildings, 1953.  
 Handling and Wrapping of Food, 1950.  
 Hackney Carriages, 1952.  
 Conservancy of River Cam, 1924, 1949.  
 Slaughter-houses, 1935.  
 Lion Yard and New Square Car Parks, 1952.  
 Drummer Street Bus Station and Parking Places in Streets (1952).



# STATISTICAL SUMMARY, 1955.

Area (acres) ... ..	10,057
Population Census, 1951 ... ..	81,463
Registrar-General's estimate at June 30th, 1955 ... .. (including 8,611 University Population)	91,140
Number of persons per acre ... ..	9
Number of Inhabited Houses ... ..	26,200
Average number of persons per house ...	3.4
Estimated Rateable Value ... ..	£795,643
Estimated Sum represented by a penny rate ...	£3,180

## Marriages.

Number of Marriages ... ..	Total 711
Marriage rate (number of persons marrying per 1,000 population) ... ..	15.6

## Births.

Live Births { Legitimate 1,098 (593 males, 505 females) Illegitimate 72 (35 males, 37 females) }	Total 1,170
Birth rate (number of births per 1,000 population) ... ..	13.1
Birth rate corrected by comparability factor (1.04) ... ..	13.6*
Still Births { Legitimate 30 (18 males, 12 females) Illegitimate 1 (1 male) }	Total 31
Still Birth rate (number of still births per 1,000 total births) ... ..	25.8

## Deaths.

488 males, 431 females ... ..	Total 919
Death rate (number of deaths per 1,000 population) ... ..	10.1
Death rate corrected by comparability factor (0.97) ... ..	9.7*

## Number of women dying in, or in consequence of, childbirth.

From sepsis ... ..	—
From other causes ... ..	—

## Infant Mortality.

Deaths of infants under 1 year { Legitimate ... 28 Illegitimate ... 2 }	Total 30
Infant mortality rate (deaths under 1 year per 1,000 live births) ... ..	25.6

## Neonatal Mortality.

Deaths of infants in first 4 weeks of life { Legitimate 17 Illegitimate 2 }	Total 19
Neonatal mortality rate (deaths in first 4 weeks per 1,000 live births) ... ..	16.2

\*The comparability factor is explained in the section upon  
Vital and Mortal Statistics (p. 15).



# I. NATURAL AND SOCIAL CONDITIONS.

**Topography.**—The City is situated in latitude  $52^{\circ} 12' N.$  and longitude  $0^{\circ} 7' E.$ , about fifty miles north of London, on the midland side of East Anglia and in the southern part of the Fen District. The City is shaped like a very rough rectangle, about five miles from north to south and four miles from east to west. It is very low lying, the greater part being between 25 and 50 feet above sea level. In three places (near the railway station, at Trumpington and near Madingley) the ground rises above 50 feet and, on the boundary near to Girton, somewhat exceeds 75 feet. The only really high ground within the City boundary is at what may be termed the south eastern "corner" where, at the beginning of the Roman road and exactly on the city boundary, a height of 225 feet is reached.

The City stands upon clay but this is overlain by gravel in a broad belt extending roughly from south-west to north-east. Through the middle, along this line, flows the River Cam which is the main means of drainage of the City. The river enters the City at the south-west, close to the 25 foot contour and leaves at the north-eastern extremity where the boundary is a little below 25 feet. The water is analysed periodically.

**Climate.**—As part of Great Britain, Cambridge shares in the insular climate but, since it is in a comparatively flat part of the country and facing the continent, it also shares to some extent in the Continental type of climate and falls somewhere between the truly insular and the truly continental. The prevailing winds come from the south-west and the rainfall is low relative to the rest of the country. There is an average of about 22 inches a year, with the greatest fall in October as a rule, and the least rain in February, although the actual number of rainy days is about the same in each of these extreme months.

The hours of sunshine amount to almost 7 per day in the middle of June and fall to less than 2 per day in December, averaging somewhat over 4 for the whole year. The relative humidity is, on the average, about 80, being at a maximum in December and January and a minimum about June.

The following list summarises the principal meteorological observations of 1955 (the figures in brackets are the averages for the past five years) :—

## Rainfall :

Total	...	...	...	...	20.39 inches	...	(22.56)
Number of days with rain	...	136	...	...			(152)
Days with 0.04 inches or more	...	98	...	...			(104)
Days with less than 0.04 inches	...	38	...	...			(58)
Heaviest fall in 24 hours	...	1.0 inches	(Sept. 22nd)				(1.12)



*Temperature :*

Highest temperature in screen ...	89°F. (July 17th)	(86°)
Lowest temperature in screen ...	8°F. (Jan. 20th)	(11°)
Lowest grass temperature ...	-0.5°F. ...	(3.2°)
Number of frosts ( <i>i.e.</i> , 32° F. and below) in screen ...	57 ...	(55)
Number of ground frosts ( <i>i.e.</i> , 30° F. or below on grass) ...	109 ...	(105)

*Miscellaneous :*

Hours of bright sunshine...	1635 ...	(1521)
Days with fog ...	14 ...	(14)
Days with thunder ...	13 ...	(14)
Days with snow ...	32 ...	(17)
Mean humidity at 9 a.m....	79% ...	(79%)
Mean barometric pressure ...	1015.9 m b ...	(1014 m b)

**Industries and Communications.**—The University may be regarded as the oldest and one of the most important “industries” of the City and, apart from its members, employs directly and indirectly a considerable number of people. The University Press may also be considered one of the city’s principal industries. It is not so generally known, however, that there are some important trades and manufactures in Cambridge, notably the production of radio and television equipment, scientific instruments, dairy equipment, cement and asphalt. Flour milling is carried on, and there are some other, smaller, industrial activities.

The city is well served by roads and railways, and there is an airport for private aviation immediately outside the boundary.

**Water Supply.**—The water supply of the City is provided by the Cambridge University and Town Waterworks Company, and is obtained from two deep wells (Fleam Dyke and Fulbourn) sunk in the chalk outcrop in the parish of Fulbourn some six miles East of the city.

*The Fleam Dyke Well*, with a daily yield which varies seasonally between 3.0 and 3.8 million gallons, is the main source of supply. The well is 162 ft. deep and has a water-tight lining from top to bottom. The pumps are capable of delivery at the rate of 160,000 gallons an hour. The water as piped from the well is practically sterile. Although many thousands of samples have been examined *Bacterium Coli* has never once been found in 100 C.C. Despite this fact, a small precautionary dose of chloramine (0.08 p.p.m. of chlorine and 0.03 p.p.m. of ammonia) is administered.

*The Fulbourn Well* is used only to supplement the supply when the yield of the Fleam Dyke Well is insufficient to meet the demand. It has a maximum yield of 2 million gallons a day. The well is 58 ft. deep. The original beam engines have recently been replaced by electrically driven pumps and new treatment plant incorporating aeration, chlorination and dechlorination has been provided. The chemical quality of the water is at all times excellent, but it is subject to slight intermittent bacterial



pollution. Because of this the well water is given a substantial dose of chlorine (0.5 p.p.m.) followed by a contact period of half an hour before being dechlorinated and turned into supply. Bacteriological examinations which are made at weekly intervals have shown that this treatment invariably produces a sterile water. It is anticipated that the quality of the well water will be substantially improved when all premises in the vicinity have been connected to the newly laid sewer towards the cost of which the Water Company has contributed.

*Water Softening.*—The water as pumped from the Fleam Dyke and Fulbourn Wells has a hardness of 250 p.p.m. At Cherry Hinton the trunk mains conveying the water to the city are tapped, and approximately one half of the total flow is passed through a base-exchange softening plant in which the whole of the hardness is removed. Subsequently the hard and softened portions of the supply are blended so that the water passing into supply has a total hardness of 130–145 p.p.m. only.

*Service Reservoirs.*—On high ground at the top of Lime Kiln Hill at Cherry Hinton there are four covered service reservoirs having a combined capacity of 9 million gallons. These are connected to the trunk mains from Fleam Dyke and Fulbourn and act as balancing tanks. Thus, when the demand exceeds the rate of pumping, the balance flows out of the reservoirs and, conversely, when the rate of pumping exceeds the demand the balance flows into the reservoirs.

*General.*—The population supplied by the Company is approximately 119,500, made up of about 91,000 in the city, 17,000 in rural parishes within the Company's statutory area of supply, and 11,500 in parishes in the Chesterton Rural District supplied in bulk by the Company. The average daily quantity supplied by the Company in the year ended 31st December, 1955, was 4,058,000 gallons. During 1955 the supply has been entirely satisfactory as regards both quality and quantity. In fact, never in the 102 years of the Company's existence has it been necessary to restrict supplies on account of water shortage or mechanical breakdown.

Samples of both raw water and that going into supply are taken regularly for both chemical and bacteriological examinations. Prolonged tests made by the Water Pollution Research Board of the Department of Scientific and Industrial Research have shown that the water as supplied has no plumbo-solvent properties. No contamination of the supply occurred during 1955.

Chemical and bacteriological analysis have been constant and satisfactory throughout.

*Number of Samples examined during 1955 :*

		<i>Chemical.</i>	<i>Bacteriological.</i>
Raw Water—Fleam Dyke	...	2	12
Raw water—Fulbourn	... ..	11	49
Treated water—Fulbourn	...	nil	49
Drawn from the distribution system		2	12



*Number of Dwelling-houses within the City at 31st December, 1955 :*

(a) Directly supplied from tap in the house	...	26,200
(b) Supplied by standpipes	... ..	None
(c) Supplied by private wells, etc.	... ..	None

*Analysis.*—The following report on the examination of a sample drawn from the distribution system on 5th October, 1955, may be taken as typical :—

CHEMICAL RESULTS IN PARTS PER MILLION.

Appearance clear and bright.

Colour	... ..	nil	Odour	... ..	nil
pH	... ..	7.4	Free Carbon Dioxide	...	12
Electric Conductivity	...	460	Total Solids	...	310
Chlorine present as Chloride	... ..	17	Alkalinity as Calcium Carbonate	... ..	200
			Carbonate	...	165
Hardness : Total	...	165	Non-carbonate	...	0
Nitrate Nitrogen	...	6.0	Nitrite Nitrogen	less than	0.01
Ammonical Nitrogen	...	0.000			
Albuminoid Nitrogen	...	0.000	Oxygen absorbed	...	0.20
Metals	... ..	Absent	Residual Chlorine	...	Absent
Calcium (Ca.) :	... ..	63	Magnesium (Mg.)	...	1.4
Turbidity	... ..	Nil			
Calcium (Ca) and Magnesium (Mg) calculated as CaCO <sub>3</sub> :	...	163			

BACTERIOLOGICAL RESULTS.

		1 day at 37° C.	2 days at 37° C.	3 days at 20° C.
Number of Colonies developing on Agar	...	0 per ml.	0 per ml.	0 per ml.

	Present in.	Absent from.	Probable No.
Presumptive Coli-aerogenes Reaction	... - ml	100 ml	0 per 100 ml
Bact. coli (Type I)	... - ml	100 ml	0 per 100 ml
Cl. welchii Reaction	... - ml	100 ml	

The water is thus excellent for drinking and for domestic and trade purposes.

## II. VITAL AND MORTAL STATISTICS.

### MARRIAGES.

There were 711 marriages of Cambridge people during 1955. The number of people marrying was, thus, 1,422, which gives a marriage rate (number of persons marrying per 1,000 of the population) of 15.6. The rate for England and Wales was 16.1.

### BIRTHS.

The following table gives particulars of the city births for 1955.

	Live Births.		Still Births.	
	Legitimate.	Illegitimate.	Legitimate.	Illegitimate.
Males ... ..	593	35	18	1
Females ... ..	505	37	12	—
	<hr/> 1098	<hr/> 72	<hr/> 30	<hr/> 1
TOTAL... ..	1170		31	
Number of males born per 100 females ... ..	105		—	
Birth rates ... ..	13.1		25.8	
Live birth rate corrected by comparability factor (1.04)	13.6		—	

838 children were born in Cambridge to parents not resident in the city. These are registered in the usual way, but are not included in the above table. 47 children, whose parents are Cambridge residents, were born outside the city, and these are included in the table.

The crude live birth rate was 13.1 births per 1,000 population. The rate for England and Wales is 15.0, and the average Cambridge rate for the last ten years is 15.4.

Comparison between our birth rate and that of other towns is complicated by the fact that all towns do not have a population of the same composition. Some places attract a larger number of retired people, and so the birth rate may seem unduly low. New industrial areas may have a high proportion of young married people with a correspondingly high birth rate. The Registrar-General, therefore, calculates a comparability factor and, when this is applied to the crude birth rate, the resulting figure is what the birth rate would be if Cambridge had a theoretical standard population. When all birth rates are based upon this same standard population, comparison of one with another becomes possible and useful.



**Births in Institutions.**—The proportion of infants born in Nursing Homes and Hospitals was 81.6 per cent. of the total births, an increase of 6.6 per cent. as compared with the preceding year.

The following is a summary of institutional births belonging to Cambridge :—

		Births.	Percentage of total Births.
Private Nursing Homes	... ..	10	.80
Maternity Hospital	... ..	973	80.8

**Natural Increase of the Population.**—The following figures show the natural increase or the excess of births over deaths for the last ten years :—

Year.	Total Births.	Total Deaths.	Natural Increase.
1945	1311	862	449
1946	1540	903	637
1947	1575	917	658
1948	1364	800	564
1949	1320	956	364
1950	1322	885	439
1951	1234	929	305
1952	1277	912	365
1953	1314	887	427
1954	1171	946	225
1955	1170	919	251

### DEATHS.

The number of deaths recorded was 919 (488 male, 431 female) a decrease of 27 compared with 1954. Cambridge residents who died away from the city are included in these figures. Strangers who died while in Cambridge are excluded.

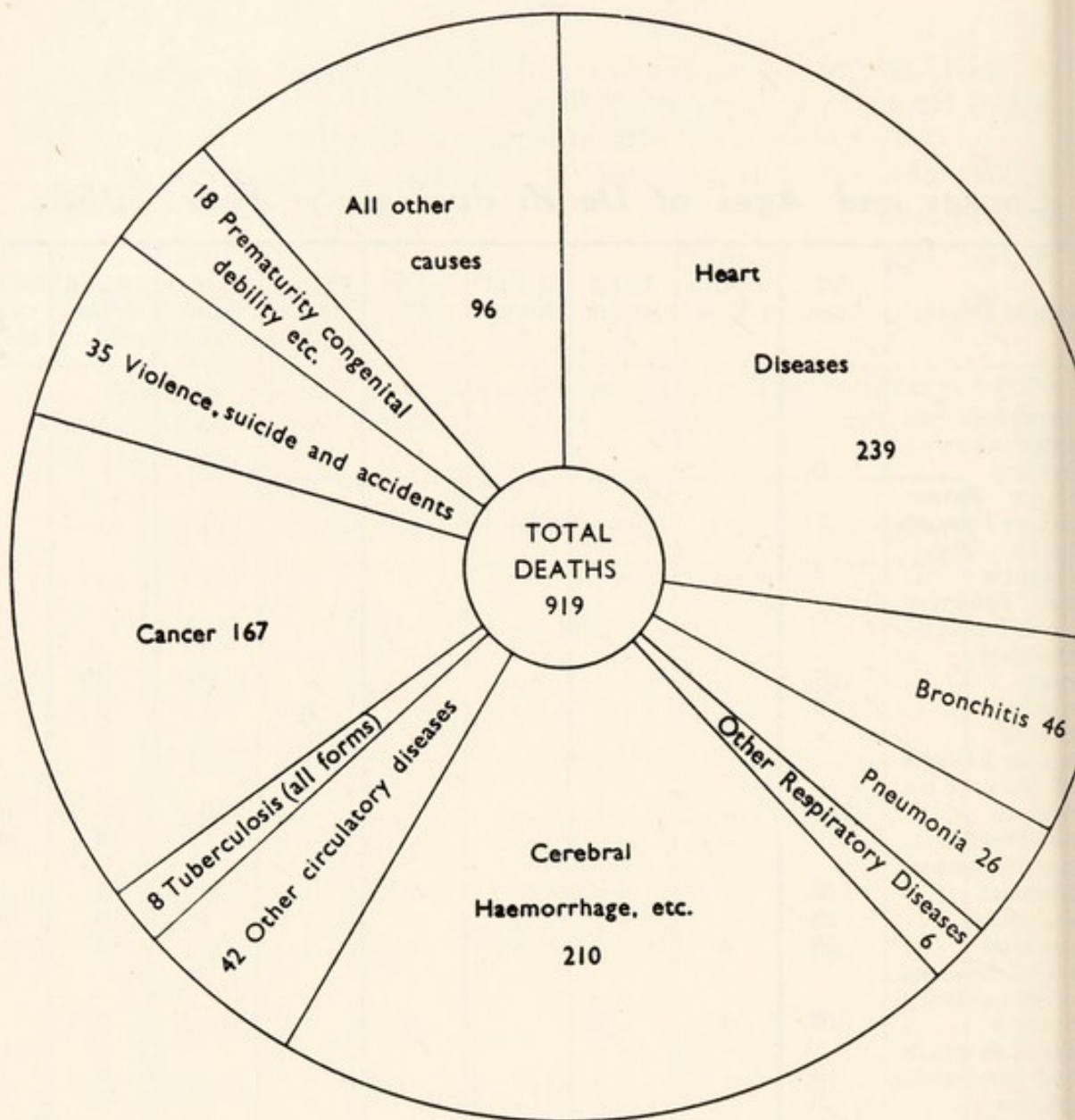
The crude death rate was 10.1 per 1,000 of the population. The rate for England and Wales was 11.7.

As in the case of the birth rate, correction of the death rate by a comparability factor is statistically desirable. The factor in this case is 0.97 and the corrected death rate is 9.7.

### *Causes and Ages of Death during the Year 1955.*

Causes of Death.	All Ages.	Under 1 Year.	1 and under 2.	2 and under 5.	5 and under 15.	15 and under 25.	25 and under 45.	45 and under 65.	65 and upwards.
Tuberculosis of Respiratory System ...	6	-	-	-	-	-	-	3	3
Other Tuberculous Diseases ...	2	-	-	-	-	-	1	1	-
Acute Poliomyelitis ...	2	-	-	-	-	-	2	-	-
Other Infective and Parasitic Diseases ...	-	-	-	-	-	-	-	-	-
Cancer ...	167	-	-	-	-	-	9	53	105
Leukaemia ...	5	-	-	-	-	1	1	2	1
Diabetes ...	-	-	-	-	-	-	-	-	-
Vascular Lesions of Nervous System ...	210	-	-	-	-	-	10	35	165
Heart Disease ...	239	-	-	-	-	-	5	48	186
Other Circulatory Diseases ...	42	-	-	-	-	-	6	5	31
Pneumonia ...	26	-	-	1	-	-	-	5	20
Bronchitis ...	46	2	-	-	-	1	-	3	40
Other Diseases of Respiratory System ...	6	2	-	-	-	-	-	2	2
Ulcer of Stomach and Duodenum ...	10	-	-	-	-	-	-	4	6
Nephritis ...	8	-	-	-	-	-	1	3	4
Hyperplasia of Prostate ...	3	-	-	-	-	-	-	-	3
Congenital Malformations ...	16	16	-	-	-	-	-	-	-
Other Defined and Ill-defined Diseases ...	96	10	-	-	-	1	5	11	69
Motor Vehicle Accidents ...	4	-	-	-	-	1	2	1	-
All Other Accidents ...	19	-	-	-	1	-	3	1	14
Suicide ...	12	-	-	-	-	2	2	6	2
Totals ...	919	30	-	1	1	6	47	183	651





**Analysis of  
Accidental  
Deaths.**

Road Accidents	...	...	...	4
Swallowing Foreign Body	...	...	...	1
Coal Gas Poisoning	...	...	...	2
Consequent upon a Fall	...	...	...	9
During Anesthesia	...	...	...	1
Overdose of Tablets	...	...	...	2
Multiple Injuries	...	...	...	1
Drowning	...	...	...	2
Fractured Skull	...	...	...	1
				—
				23

**Analysis of  
Suicides.**

Coal Gas Poisoning	...	...	...	7
Hydrochloric Acid Poisoning	...	...	...	1
Barbiturate Poisoning	...	...	...	1
Drowning...	...	...	...	2
Strangulation by Hanging	...	...	...	1
				—
				12

**Deaths in Public Institutions.**—During the year there were 450 deaths of Cambridge residents in Public Institutions and Nursing Homes. This is 48.8 per cent. of the total number of deaths. Last year the percentage was 44.8.

Institution.				Number of Deaths.	Per cent. of total Deaths.
Addenbrooke's Hospital	...	...	...	213	23.1
Maternity Hospital, Mill Road	...	...	...	31	3.3
Chesterton Institution	...	...	...	128	13.9
Brookfields Hospital	...	...	...	3	0.3
Private Nursing Homes	...	...	...	55	5.9
Other Institutions	...	...	...	20	2.3
Total				450	48.8

**Maternal Mortality.**—There were no deaths during the year.

The number of deaths of mothers from sepsis, and from other puerperal conditions for the past ten years was 0 from sepsis and 8 from all other conditions.

The death rate from puerperal sepsis for the same period has been *nil*, and from other puerperal conditions 0.54 per 1,000 births.

**Infant Mortality.**—By infant mortality is meant the number of deaths of infants under 1 year of age. This was 30 in 1955.

The Infant Mortality rate is the number of deaths under 1 year per 1,000 live births. The rate was 25.6 in 1955. The rate for England and Wales was 24.9, the lowest recorded for these countries as a whole.



The Infant Mortality rate is a delicate index of the general healthiness of a community, since infants have a more tenuous grasp of life than older persons, and so tend to be more readily killed by disease and by poor environment. The following table shows the decline in the infant mortality rate during this century.

Year.	No. of Infant Deaths.	Infant Mortality Rate. *	Percentage of total deaths at all ages.	Infant Mortality rate for England and Wales. *
1900	128	132	21.9	154
1910	61	76	12.0	105
1920	50	41	8.8	80
1930	31	40	4.6	60
1940	34	38	3.6	55
1941	40	39	4.5	59
1942	47	40	5.4	49
1943	53	39	5.7	49
1944	77	54	8.3	46
1945	55	42	6.4	46
1946	53	34	5.8	43
1947	48	30	5.2	41
1948	33	24	4.1	34
1949	34	25	3.6	32
1950	26	19	2.9	29
1951	22	20	2.4	30
1952	24	19	2.6	28
1953	31	24	3.4	27
1954	25	21	2.2	25
1955	30	25	2.7	24

\* These figures are rounded off to the nearest whole number and so may not quite agree with statements elsewhere in this Report.

**Net Deaths from Stated Causes at Various Ages under 1 Year.**

Causes of Death.	Under 1 week	1-2 weeks	2-3 weeks	3-4 weeks	Total under 1 month	1-3 months	3-6 months	6-9 months	9-12 months	Total deaths under 1 year
Neo-Natal Asphyxia	4	-	-	-	4	-	-	-	-	4
Pneumonia ...	-	-	-	-	-	-	-	-	-	-
Congenital Heart Disease and Malformations	7	2	-	-	9	1	5	-	1	16
Premature Birth ...	2	-	-	-	2	-	-	-	-	2
Other Causes ...	3	-	-	1	4	2	2	-	-	8
Totals ...	16	2	-	1	19	3	7	-	1	30

**Neo-natal Mortality.**—The decline in infant deaths shows that they are preventable in great measure, but there is a "hard core" due to causes which are, probably, irremovable. Various kinds of congenital abnormality and prematurity of birth are examples of such causes of death. These causes operate very early in life, in the first week or fortnight as a rule. It will be seen from the preceding table that 19 out of the 30 infant deaths occurred in the first month, and this may be expressed as a neo-natal mortality rate of 16.2 (deaths under 4 weeks per 1,000 live births).



### III. INFECTIOUS DISEASE

#### INFECTIOUS DISEASES NOTIFICATIONS RECEIVED DURING THE YEAR.

	Under 1 year.	1-2 years.	3-4 years.	5-9 years.	10-14 years.	15-24 years.	25-44 years.	45-64 years.	65 years & over.	Age unknown	To
Scarlet Fever ...	-	3	22	66	3	3	1	-	1	-	9
<i>acute</i> <i>poliomyelitis</i> :—											
Paralytic ...	-	-	2	1	-	-	5	-	-	-	
Non-Paralytic	-	-	-	-	-	3	-	-	-	-	
Erythema multiforme Pyrexia...	-	-	-	-	-	52	73	-	-	2	12
Pneumonia ...	-	1	-	3	-	1	5	7	9	-	2
Erysipelas ...	-	-	-	-	-	-	3	5	2	2	1
Dysentery ...	10	21	46	103	29	15	57	14	2	2	29
Food Poisoning	4	6	2	4	1	4	7	2	2	-	3
<i>Enteric Fever</i> :—											
Typhoid Fever...	-	-	-	-	-	-	-	1	-	-	
Paratyphoid Fever...	-	-	1	-	3	4	1	1	-	-	1
Measles ...	10	191	227	523	15	3	8	-	-	13	99
Whooping Cough...	17	47	60	90	8	-	4	1	-	-	22
Infective Hepatitis...	-	1	4	9	2	3	13	5	1	1	3
<i>Tuberculosis</i> :—											
Respiratory ...	-	1	-	1	-	24	22	11	-	-	5
Non-Respiratory	-	-	-	1	2	1	3	1	-	-	

Members of the Sanitary Division made 463 visits to houses, schools and places of work, investigating infectious disease and other conditions. This was additional to visits by medical officers and the school nurses. (See Section V of this report.)

### DIPHTHERIA.

The case of Diphtheria notified during the year was not diphtheria in the form ordinarily understood. A man came to Cambridge following archaeological work in North Africa with an affection of the foot known as "desert sore." These foot infections commonly yield a growth of organisms of the Diphtheria type which are without virulence or power to cause the disease. This state of affairs obtained in this case.

**Immunisation.**—During the year 777 children were immunised against diphtheria, and 649 were given a reinforcing injection. The number of primary immunisations is 353 less than in 1954 when 1130 children were treated.

### MEASLES.

A periodical outbreak of Measles was expected this year and 990 cases occurred. The disease died away in the autumn but showed signs of returning in the closing weeks of the year.

### WHOOPING COUGH.

An epidemic of Whooping Cough usually occurs with, or immediately following, an outbreak of Measles. This year, although the number of cases was rather higher than in a "quiet" year, the notifications were not nearly so numerous as had been expected.

**Immunisation.**—From the beginning of April immunisation against Whooping Cough was offered at our infant welfare clinics in the same way as immunisation against Diphtheria. 541 children were immunised during the year.

### DYSENTERY.

After two quiet years there was a small outbreak of bacillary Dysentery in the early summer. The disease was very mild and the outbreak never reached alarming proportions.



### **ENTERIC FEVER.**

The one case of Typhoid Fever recorded came from outside the city area but, as the diagnosis was made in hospital here, it has to be counted among our notifications.

Some of the children attending Soham Grammar School, outside the city area, were found to be infected by the organisms of Paratyphoid Fever and, as two of them lived in the city, they figure in our return of infectious diseases. Eight other cases occurred independently at different times in the year and it proved impossible to find the origin of the infection.

### **POLIOMYELITIS.**

11 cases of this disease occurred during the autumn. Contrary to our experience in other years 8 of the cases were adults and only 3 were young children. There were two very severe cases which resulted in death, 4 with some degree of paralysis and 5 of a comparatively minor nature.

### **TUBERCULOSIS.**

The number of cases notified during the year was 67. The pulmonary cases numbered 59 and the non-pulmonary 8. Eleven deaths during the year were attributed to Tuberculosis, of which 10 were of the lungs.

The number of cases of tuberculosis on the register at the end of 1955 was 986, of whom 532 were males and 454 females. The pulmonary cases numbered 837 (467 males and 370 females) and the non-pulmonary 149 (65 males and 84 females). Provision of treatment is a responsibility of the Regional Hospital Board.

### **SCABIES.**

17 persons attended at the treatment centre, Auckland Road, and they made 38 attendances.

### **DISINFECTION.**

During the year 163 rooms were disinfected in private houses, chiefly following infectious disease. Clothing, bedding and other articles are treated in the steam disinfectant at the Infectious Diseases Hospital.



## IV. SANITARY SERVICES

(The Report of the Chief Sanitary Inspector.)

### INTRODUCTION.

I am pleased to submit my eighth annual report on the sanitary or environmental health services.

Statistics are very dull. I have tried to make the report as readable as possible and hope the explanations and graphs will help.

A good start was made on the Council's house clearance proposals, with 100 or so properties dealt with during 1955. But this important work came almost to a stop in the last quarter of the year owing to the breaking up of the inspectorate.

The municipal slaughter-house proposals, always the subject of controversy and misunderstanding, were postponed in the light of the final report of the Government Inter-departmental Committee which was published in July. There remains the urgent question of what can be done with the existing establishments which are admitted to be bad and are lacking in proper facilities.

During the year the Inspectors did a good deal of investigation into water supplies, particularly in the summer months, when they took many samples of swimming bath and river water. Dangers brought to light were promptly dealt with and advice given on the chlorination of the water and other safeguards. The improvement to the Jesus Green Baths is going on at the time of writing.

Owing to the demands made upon it the department has had to expand, and the Council increased the establishment of District Inspectors by one and created a new post of Deputy Chief Sanitary Inspector. Mr. A. W. Perry of Hull was chosen to fill this position and commenced his duties in September.

The Chairman of the Health Committee, Councillor C. E. Ridgeon, has continued to take a keen interest in the work of the Inspectors, and I am much indebted to him. I am also grateful to Alderman Halnan, who has maintained his interest in our work during his busy year as Mayor, and to the other members of the Public Health Committee.

DANIEL W. BOTTOM,

*Chief Sanitary Inspector.*

*March, 1956.*



### HOUSING ADMINISTRATION

The new Housing Repairs and Rents Act came into force on 31st August, 1954. Local Authorities were required to send to the Minister of Housing and Local Government an estimate of the number of houses proposed to be dealt with under clearance and redevelopment.

The Cambridge estimate was 1,410, which included about 100 in the East Road Redevelopment Area and 60 already condemned and used for emergency housing in the Gothic and Doric Street district. It was found that, by the end of 1955, about 350 of these had been dealt with in one way or another : by statutory action, expansion of business premises involving demolitions, and by the removal of bad houses which had come into the possession of the Council over the years. Others were purchased to make way for new developments as, for instance, the old people's dwellings on Honey Hill, off Northampton Street.

As much information as possible is given to owners, tenants or prospective purchasers regarding the Council's clearance proposals, and the department is handling many inquiries.

#### Informal and Compulsory Action.

During the year, under the Public Health and Housing Acts, 1,537 houses were inspected and 3,588 inspections were required in connection with repairs. Of this number, 790 were recorded under the Housing Consolidated Regulations, with 2,010 inspections made. 78 houses were found to be dangerous or totally unfit for human habitation. 148 were unfit for habitation owing to certain defects. Repairs at 127 houses were carried out following informal action.

Where repairs were not done 6 notices under the Housing Act were served by the Council, and in connection with these and others outstanding from the previous year 8 houses were repaired by the owners. In 2 cases, when the owners failed to comply, the Council did the work and recovered the cost.

Under the Public Health Acts 8 notices concerning defects or nuisances at dwelling houses were served. In connection with these and others outstanding, the owners remedied defects at 3 houses. No action under default powers was needed.

Demolition orders were made in 56 cases. In connection with these and others outstanding from last year, 23 houses were pulled down.

No action was taken regarding tenements or underground rooms.



**Houses Demolished after Action by the Council.**

Prior to the year 1930	...	...	...	18
During the years 1930-1939	...	...	...	438
" " " 1940-1945 (War Years)				36
During the year 1946	...	...	...	5
" " " 1947	...	...	...	-
" " " 1948	...	...	...	3
" " " 1949	...	...	...	4
" " " 1950	...	...	...	7
" " " 1951	...	...	...	11
" " " 1952	...	...	...	25
" " " 1953	...	...	...	19
" " " 1954	...	...	...	6
" " " 1955	...	...	...	23
Total				595

**Clearance Areas.**

These are groups of houses dealt with *en bloc*, and are not included in the figures already given.

During the year action was taken on the first post-war clearance area comprising 24 houses in Trinity Place, off King Street. This action is subject to confirmation by the Minister of Housing and Local Government, and the matter is not yet settled.

The Gothic/Doric Street clearance area remains in use.

In the Park Street clearance area more houses have been pulled down and action is being taken regarding the few which remain.

**Comprehensive Redevelopment Area.**

Little general progress has been made with this scheme, although plans are now under consideration. A number of houses, already condemned, are being pulled down. About 70 properties of "demolition" type remain to be dealt with.

**Certificates of Disrepair.**

Provision was made under the Housing Repairs and Rents Act, 1954, for increasing the rent of a dwelling subject to its being in good repair.

A tenant, on being asked to pay more rent and feeling that the house is not in good condition, can apply to the Council for a certificate. Ten such applications were dealt with. One's impression is that the procedure has not been much used.

**Improvement Grants.**

Grants, under certain conditions, may be made to owners who wish to improve their property by bringing it up to modern standards. In conjunction with the City Surveyor, I have advised on questions of reasonable life of properties, freedom from dampness, drainage, water supply and similar matters. During the year 31 applications were considered.

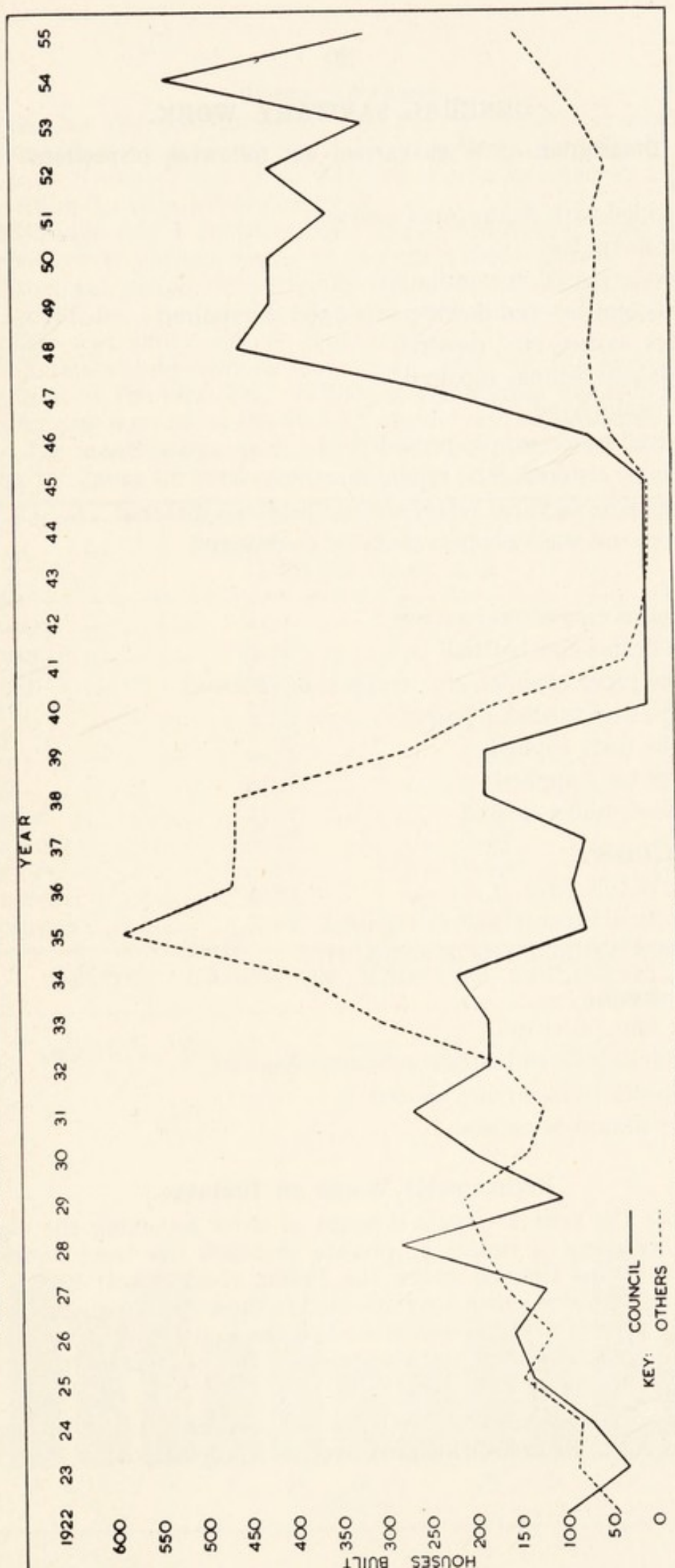


**New Houses.**

Houses erected by the Local Authority and private enterprise since the 31st December, 1921 :—

	Erected by the Local Authority.	Erected by Others.	Total.
1922-1929	981	1032	2013
1930-1939	1613	3345	4948
1940	<i>Nil</i>	174	174
1941	<i>Nil</i>	24	24
1942	<i>Nil</i>	6	6
1943	<i>Nil</i>	<i>Nil</i>	<i>Nil</i>
1944	<i>Nil</i>	<i>Nil</i>	<i>Nil</i>
1945	<i>Nil</i>	<i>Nil</i>	<i>Nil</i>
1946	58	34	92
1947	223	53	276
1948	447	58	505
1949	415	55	470
1950	415	49	464
1951	348	53	401
1952	415	41	456
1953	309	66	375
1954	534	101	635
1955	305	137	442
Totals	6063	5228	11281

# NEW HOUSES ERECTED BY LOCAL AUTHORITY AND PRIVATE ENTERPRISE.





**GENERAL SANITARY WORK.****Description of Work carried out following inspections.****Houses :**

Provided with damp-proof courses	...	...	...	...	—
New floors laid	...	...	...	...	4
Floors repaired or ventilated	...	...	...	...	14
Roofs, gutters and downspouts fixed or repaired	...	...	...	...	98
Doors, sashes, etc., repaired	...	...	...	...	39
Walls and ceilings repaired	...	...	...	...	47
New sinks fixed	...	...	...	...	2
Internal water supply provided	...	...	...	...	—
Fittings, cisterns, etc., repaired or renewed	...	...	...	...	6
Pavements of yards relaid with impervious material	...	...	...	...	4
Stoves and wash coppers renewed or repaired...	...	...	...	...	15

**Drains :**

Premises connected to sewer	...	...	...	...	2
New drains constructed	...	...	...	...	5
Waste pipes of sinks, etc., trapped or renewed	...	...	...	...	5
Drains and fittings repaired	...	...	...	...	19
Smoke tests applied	...	...	...	...	13
Water tests applied	...	...	...	...	5
Blocked drains cleared	...	...	...	...	104

**Water Closets :**

New W.C.'s built	...	...	...	...	1
W.C. structures rebuilt or repaired	...	...	...	...	7
Fittings repaired, replacements, etc.	...	...	...	...	7

**Miscellaneous :**

Dust bins provided	...	...	...	...	8
Accumulations of manure or refuse removed	...	...	...	...	10
Nuisances from ditches abated	...	...	...	...	—
Other nuisances abated	...	...	...	...	25

**Rechargeable Works on Drainage.**

During the year a certain amount of work involving the clearing, repair or relaying of drains of private premises has been undertaken as a duty of the Council under the Public Health Act, 1936. Many buildings have drains which are connected to those of adjoining properties. When this type of drain becomes blocked the Council must clear it and, subject to proper representation, recover the cost from the various owners.

During the year work of this kind has been undertaken through the City Surveyor in 31 cases which involved 143 properties.



### Smoke Abatement.

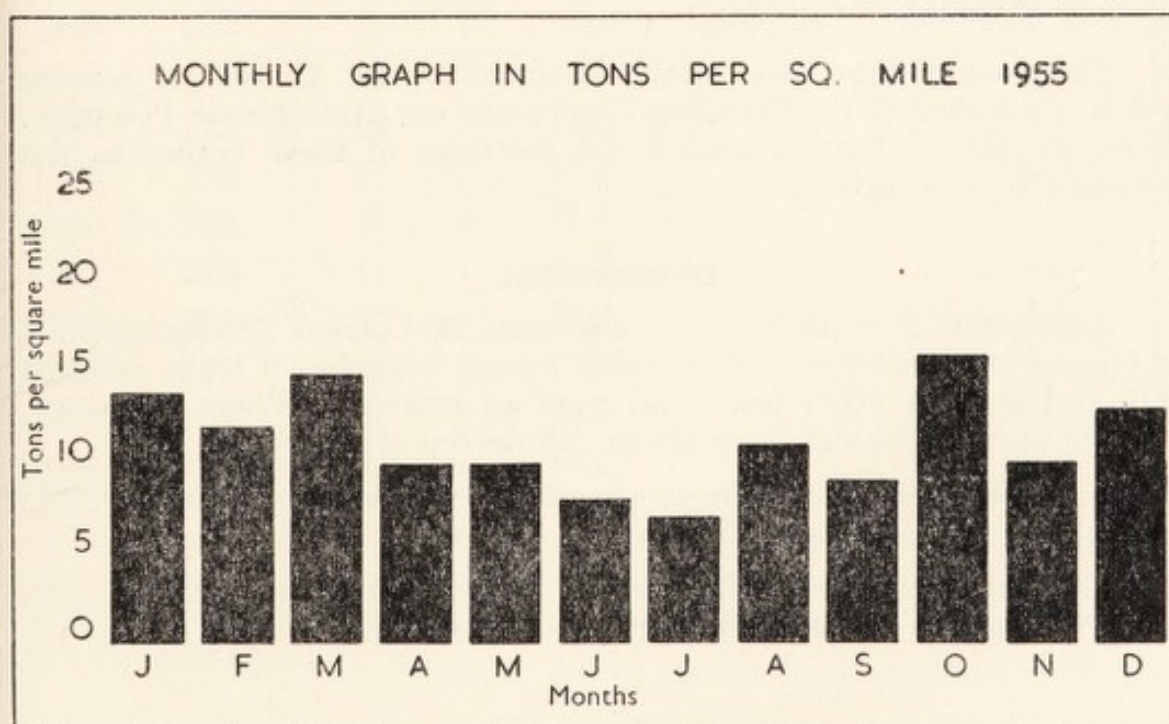
Following the publication of the Beaver Report on Atmospheric Pollution and the concern in the public mind regarding deaths through illness from "smog," the Clean Air Bill was introduced in Parliament and is still under detailed discussion.

Cambridge has a comparatively clean atmosphere, but this could easily be lost if various forms of pollution were allowed to increase. Apart from the danger to public health, there are many fine buildings which could be affected by sulphur and other compounds in the atmosphere and suffer serious deterioration.

Preliminary preparations have been made in the department in anticipation of the new Act. Standard grit gauges are in use and we are building up a record of the amount of solid matter deposited in certain areas. The monthly figures and the graph show the trend of the figures given by the gauge situated on the roof of the Guildhall.

Period	Water-Insoluble Matter Tons per square mile	Water-Soluble Matter Tons per square mile	Total Solids
January ...	4.40	9.14	13.54
February ...	3.57	8.24	11.81
March ...	5.07	9.47	14.54
April ...	4.00	5.74	9.74
May ...	4.20	5.37	9.57
June ...	3.54	4.30	7.84
July ...	3.97	3.20	7.17
August ...	4.37	6.34	10.71
September ...	5.47	3.54	9.01
October ...	3.57	12.30	15.87
November ...	4.51	5.17	9.68
December ...	3.64	9.77	13.41

### DEPOSIT GAUGE ON ROOF OF GUILDHALL.





The sulphur pollution is more insidious than grit and smoke in that it is largely invisible and has a bad effect on human beings, buildings and metal structures.

Three instruments are being used in the city and the figures for the one on Lammas Land at Newnham, which is being used as a control, for comparison, are as follows :—

Period.	Sulphur Compounds expressed as Milligrams S.O <sub>2</sub> per day/100 sq. cm. Lead Peroxide.
September ...	0·356
October ...	0·544
November ...	0·905
December ...	0·825

We have had tentative inquiries from the general public, the fuel trade and certain sections of the university regarding the incidence of pollution in Cambridge, and it is hoped that when circumstances permit our survey can be widened.

Complaints of nuisance from the gas-works, factories, laundries and other establishments are received from time to time. Special observations are made. The Public Health Committee receives a report at each meeting and action is taken where it is felt to be necessary. The Gas-works continued to be a nuisance, but it is pleasing to report that a substantial start has been made on the new vertical retort house which is to take the place of the battery of horizontal retorts which have been a source of trouble for so long.

The Council subscribes to the National Smoke Abatement Society and is a member of the Standing Conference on Atmospheric Pollution. When possible, I have attended the meetings of these bodies as the Council's representative.

### Disinfestation.

Arising out of inspections or complaints, 56 Council, 29 requisitioned or temporary dwellings, and 86 other houses were found to be infested with bed bugs or other pests and were all treated. Where necessary, bedding and furnishings were steam disinfected or destroyed.

The insecticides used were preparations containing 5 per cent. D.D.T. used in a hand or mechanical sprayer.

The department has continued to advise householders and tradespeople on how to rid their premises of insect pests.

A good deal of attention has been given to the Council's refuse tip off Coldham's Lane, particularly during the summer months, and the treatment seemed to be successful in keeping down flies and other pests. Householders in the vicinity have been assisted.

The slaughter-houses have been sprayed on several occasions with a special insecticide, with good results.

## THE CONTROL AND SUPERVISION OF FOOD AND DRUGS.

### Food Sampling.\*

Under the Food and Drugs Acts and the Public Health (Preservatives in Food) Regulations, 1925-1940, 233 samples were submitted to the Public Analyst.

The table gives comparative figures since 1940.

Year.	Number.	Not Genuine.	Percentage not Genuine.	Prosecutions.	Convictions.
1940	311	12	3.8	0	0
1941	303	12	3.9	3	3
1942	298	16	5.3	3	2
1943	273	15	5.3	2	1
1944	284	17	5.9	2	1
1945	286	11	3.8	0	0
1946	264	17	6.4	0	0
1947	161	2	1.2	1	1
1948	222	28	12.6	2	2
1949	210	22	10.4	0	0
1950	193	22	11.4	1	1
1951	273	37	13.6	—	—
1952	294	41	13.9	1	1
1953	261	20	7.6	1	1
1954	234	27	11.5	1	1
1955	233	33	14.2	—	—

\*Food is sampled by making purchases, with subsequent analysis to find out whether or not it is "genuine," free from adulteration or harmful preservatives. Food is also examined and inspected (as in the case of meat) to see that it is fit for human consumption.



The following table shows the number and character of the samples in 1955 :—

	Number.	Genuine.	Not Genuine.
Milk (Informal) ... ..	111	87	24
Milk (Formal) ... ..	5	4	1
Buttered Brazil Nuts ... ..	2	2	—
Butter Scotch ... ..	3	3	—
Butter Drops ... ..	1	1	—
Milk Drops ... ..	1	1	—
Peeled Tomatoes ... ..	1	1	—
Brown Bread ... ..	4	4	—
White Bread ... ..	4	4	—
Creamy Whirls ... ..	1	1	—
Nut Cream Toffees ... ..	1	1	—
Chocolate Crunch ... ..	1	1	—
Ice Cream ... ..	13	12	1
Gluco Barley Fruit Squares ... ..	1	1	—
Yeast ... ..	2	2	—
Tea ... ..	1	1	—
Aniseed Balls ... ..	1	1	—
Sodium Bicarbonate ... ..	2	2	—
Boracic Ointment ... ..	2	2	—
Zinc Ointment ... ..	2	2	—
Baking Powder ... ..	1	1	—
Custard Powder ... ..	1	1	—
Puddings ... ..	4	4	—
Pie Filling ... ..	1	1	—
Milk Cheese ... ..	1	—	1
Cream Cheese ... ..	2	—	2
Double Cream Cheese ... ..	1	—	1
Blanc-mange Powder ... ..	1	1	—
Evaporated Milk ... ..	2	2	—
Soup ... ..	2	2	—
Mixed Thyme, Parsley and Marjoram ... ..	1	1	—
Parsley ... ..	1	1	—
Potatoes ... ..	1	1	—
Ascorbic Acid Vitamin C. Tablets ... ..	1	1	—
Aspirin Tablets ... ..	3	3	—
Hydrogen Peroxide ... ..	2	2	—
Malt Vinegar ... ..	1	1	—
Self-raising Flour ... ..	1	1	—
Pork Sausages ... ..	1	—	1
Brown Sugar ... ..	4	4	—
Granulated Sugar ... ..	4	4	—
Rice ... ..	4	4	—
Synthetic Cream ... ..	1	1	—
Carried forward ... ..	200	169	31

	Number.	Genuine.	Not Genuine.
Brought forward ...	200	169	31
Single Cream ... ..	1	1	-
Hazel Nut Milk Chocolate ...	1	1	-
Drinking Chocolate ... ..	1	1	-
Cocoa ... ..	1	1	-
Sponge Mixture ... ..	1	1	-
Lard ... ..	1	1	-
Shredded Beef Suet ... ..	1	1	-
Butter ... ..	2	2	-
Beef Dripping ... ..	1	1	-
Diabetic Jam ... ..	2	2	-
Marzipan... ..	1	1	-
Diabetic Biscuits ... ..	1	1	-
Biskoids ... ..	1	1	-
Diabetic Marmalade ... ..	1	1	-
Skimmed Milk Powder ... ..	2	-	2
Fish Cakes ... ..	2	2	-
Mincemeat ... ..	1	1	-
Sage and Onion Stuffing ...	1	1	-
Mixed Dried Fruit ... ..	1	1	-
Glacé Cherries ... ..	1	1	-
Synthetic Cream Powder ...	1	1	-
Mixed Parsley and Thyme Stuffing ... ..	1	1	-
Lemon Curd ... ..	1	1	-
Cream British Sherry ... ..	1	1	-
Rich Ruby Wine ... ..	1	1	-
Non-Alcoholic Ginger Wine ...	1	1	-
Orange Drink ... ..	1	1	-
Lemon Squash ... ..	1	1	-
Grape Fruit Squash ... ..	1	1	-
	<u>233</u>	<u>200</u>	<u>33</u>



### COMMENTS UPON FOOD SAMPLING.

Milk samples described as "Not Genuine" were mostly deficient in fat or solids-not-fat.

In one case part of a consignment of eleven churns of milk was found to be not satisfactory, added water in small quantities having been found by the Analyst. The milk came in from Norfolk and investigations were made at the farm and a warning given by the officer for that area. The adulteration appeared to be accidental.

In a second case, also concerning milk from Norfolk, fat deficiency and added water were investigated.

A sample of ice cream was found to contain a small amount of zinc. The attention of the makers was drawn to this matter and precautions were taken regarding utensils.

Four samples of cream cheese were the subject of comment by the Public Analyst regarding the relation of the label to the amount of fat contained in the cheese. This is rather a controversial matter. One supplier arranged to consign his product under a trade name (Cambridge Cheese) and this complies with the Labelling of Food Order.

The attention of a shopkeeper was drawn to the requirements regarding preservative in sausages, which must be indicated on the label.

Samples of milk sold as Channel Isles were found to have less than 4% fat. On a later occasion samples were taken with a view to proceedings, but it was found that this designation had been discontinued. Cautionary letters were sent in several cases where there were fat deficiencies.

Samples of skimmed milk powder which were under suspicion following an outbreak of food poisoning at a school were found to be excessively acid and the stock was condemned.

The attention of a retailer was drawn to the name "Synthetic Cream-Powder" which, under the new Food and Drugs Act, is now out of order.

### Milk Distribution.

The supervision of the production of milk at the farms is the responsibility of the Ministry of Agriculture, except for questions of infectious disease, which remain with the local authority and the Medical Officer of Health. Co-operation with the local officers of the Agricultural Executive Committee has continued and with the veterinary surgeons of the Animal Health Division. In the field of distribution, there is co-operation between the Milk Marketing Board, the national selling agency, which has resumed its pre-war powers.

The Council is mainly concerned with the handling, processing and distribution of milk. There are 29 dairies in the city and 36 distributors. A certain amount of milk sold in the town is supplied wholesale from a large supplier and plant operator at Fenstanton.

Sampling and examination of milk is carried out by the sanitary inspectors, using the services of the Public Analyst and the Public Health Laboratory. Regular reports are also received from other areas where milk from Cambridge dairies is retailed.



**Sale of Milk Under Special Designations.**—Milk may be sold under the following grades or designations :—

*Designation.**Short Explanations.*

Tuberculin Tested.	Milk from cows which have passed a tuberculin test and a routine clinical examination. The milk must pass certain laboratory tests.
Pasteurised.	Milk which has been treated by heat (to destroy harmful organisms) by an approved process. The milk must satisfy certain tests.
Sterilised.	Milk which has been heated to a high temperature. It must satisfy a laboratory test.

Certain designations may be combined. For instance, Tuberculin Tested milk may be pasteurised, but if so the bottle must be marked accordingly.

Channel Isles milk, *i.e.*, that given by Jersey or Guernsey cattle, may be sold as a special grade. The fat content must be at least 4%, whereas the minimum standard for ordinary milk is 3%.

All dairymen who pasteurise milk, or who sell milk of special grades, are licensed by the local authority, who have to be satisfied regarding methods of processing and bottling and of satisfactory tests.

At the end of 1955 the following licences were in force :—

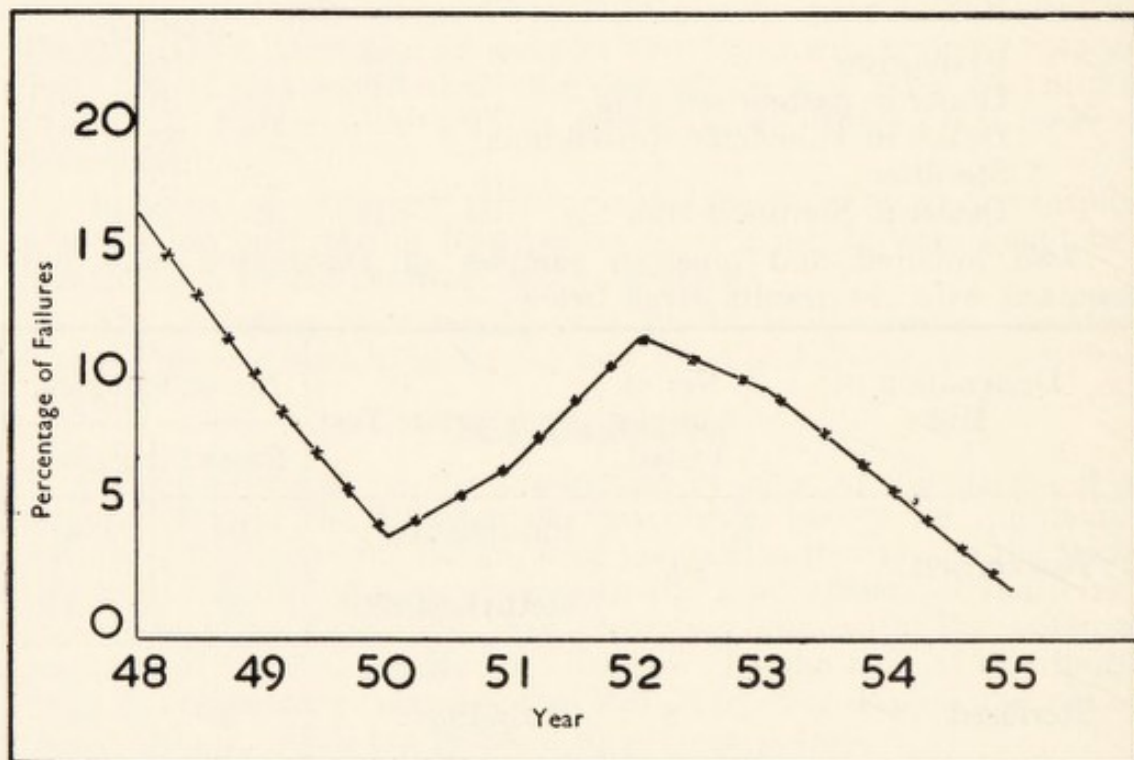
	<i>Number.</i>
Pasteuriser ... ..	5
Dealer in pasteurised milk ... ..	21
Dealer in Tuberculin Tested milk ... ..	24
Steriliser ... ..	1
Dealer in Sterilised Milk ... ..	3

Two hundred and nineteen samples of Designated milk were examined with the results given below :—

Designation of Milk.	No. of Samples Tested.	Appropriate Test.	No. of Samples.	
			Passed.	Failed.
Pasteurised	107	Phosphatase	103	4
		Methylene Blue	77	1
Sterilised	8	Turbidity	8	—
Tuberculin Tested (Pasteurised)	98	Phosphatase	97	1
		Methylene Blue	65	—
Tuberculin Tested	6	Methylene Blue	4	2



The phosphatase test shows whether milk has been properly pasteurised and is a sensitive and reliable test. It is gratifying to record that the percentage of failures this year has dropped to 2.4%, a reflection of the strict attitude which the Health Committee adopts in this important matter. The graph which follows records the phosphatase failures over the last few years. The presence of disease germs in the milk shows how important it is for pasteurising plants to be properly managed. They are the consumers' line of defence.



**Milk and Disease.**—Thirteen samples of milk were submitted to the Biological Test for the tubercle bacillus and for brucella abortus.

The table shows the results of examinations since 1932.

Year.	No. of Samples.		No. Infected.		Percentage.	
1932-1939	558	...	53	...	9.1	
1940	...	86	...	3	...	3.4
1941	...	86	...	1	...	1.2
1942	...	100	...	2	...	2.0
1943	...	100	...	2	...	2.0
1944	...	100	...	2	...	2.0
1945	...	36	...	0	...	0.0
1946	...	38	...	2	...	5.2
1947	...	14	...	0	...	0.0
1948	...	23	...	0	...	0.0
1949	...	12	...	1	...	8.3
1950	...	26	...	2	...	7.7
1951	...	14	...	0	...	0.0
1952	...	31	...	1	...	3.2
1953	...	13	...	0	...	0.0
1954	...	36	...	2	...	5.5
1955	...	13	...	2	...	15.4

Under the Government's scheme for the eradication of tuberculosis in cattle, 1 bull, 3 heifers, 23 cows and 2 calves were sent to the slaughter-houses and post-mortem examinations made.



### Ice Cream.

**Cleanliness and Bacteriological Purity.**—Ice Cream, like milk, is a food which is easily contaminated, and there are regulations which require the ice cream mix to be heated to a specified temperature for a given time. In other words, it has to be pasteurised so that harmful bacteria may be killed or be prevented from multiplying. The heated mix must then be cooled to a certain temperature, and during storage must be kept below regulation temperatures. Apart from these safeguards it is necessary for a high standard of cleanliness to be maintained throughout the whole process, and experience has shown that this can only be achieved by systematic and regular cleansing of all machines, pipe-lines, valves, etc.

Apart from visual inspection and microscopical examination, it is possible to use the bacteriological examination of ice cream to indicate its cleanliness and purity.

During the year 21 samples were taken with the following results (graded according to Ministry of Health suggestions) :—

Grade 1 (Satisfactory)	...	...	...	...	15
Grade 2 (Fair)	...	...	...	...	2
Grade 3 (Unsatisfactory)	...	...	...	...	3
Grade 4 (Very Unsatisfactory)	...	...	...	...	1

Investigations regarding unsatisfactory samples of a particular supplier were conducted through the area office and the London factory, resulting in subsequent improvement.

### Food Premises.

There are about 90 cafés and restaurants in the town, ranging from small snack bars to large hotels, together with school kitchens and smaller establishments. Good hygiene depends mainly on suitable premises, good methods and the human element.

The Inspectors spend a good deal of time visiting kitchens and preparation rooms, and draw attention to bad methods and carelessness. Structural repairs, alterations and improvements to premises can be required by law but these cannot compensate for a wrong attitude, bad handling and dirty habits of people working in the food trades.

The following premises are registered with the Council :—

Manufacture and Sale of Ice Cream	...	...	...	10
Sale only of Ice Cream	...	...	...	206
Preparation of Sausages and Potted, Pressed or Preserved Food	...	...	...	99

Eight new applications for the sale of ice cream were made during the year. Six were granted, one withdrawn, and one deferred. Visits made to food premises numbered 956. Defects regarding premises were dealt with in 17 cases, and in connection with fittings and appliances 7.

There were about 30 bakehouses in use during the year, some of which are connected with restaurants. Eighty-five inspections were made.



### Meat and Slaughter-houses.

One finds that it is not generally known that all animals slaughtered for human consumption are inspected, but this is in fact the case, and much of the Inspectors' time is spent on this work. The number of carcasses are shown in the tables which follow. Cattle, calves, sheep and pigs amounted to 27,805. It is interesting that the figure for 1955 was roughly the same as that for 1939 before rationing and food control. There are five slaughter-houses in use, all now in private hands. 2,553 visits were made to these premises.

Facilities are available at the Public Health Laboratory for bacteriological examinations which are necessary at times to guide the Inspector in his decisions. We also have the close co-operation of the Department of Veterinary Science with, from time to time, the interests of other scientific laboratories of the University.

The men working in the slaughter-houses have to be licensed by the Council, it being necessary to ensure that they are fit and proper persons and that humane methods are employed. Thirty-four licences were held during the year and these are renewable annually.

A slaughter-house in Coldham's Lane is licensed for the slaughter of horses for human consumption. The meat goes daily to London. The premises are of good design and well kept and are equipped with a large refrigerated store. 2,547 horses were slaughtered during 1955. The amount of meat or organs condemned because of disease was very small.

There is a licensed knacker's yard in the area and business is well conducted.

**Meat and Disease Statistics.**—The following figures show the number of animals inspected :—

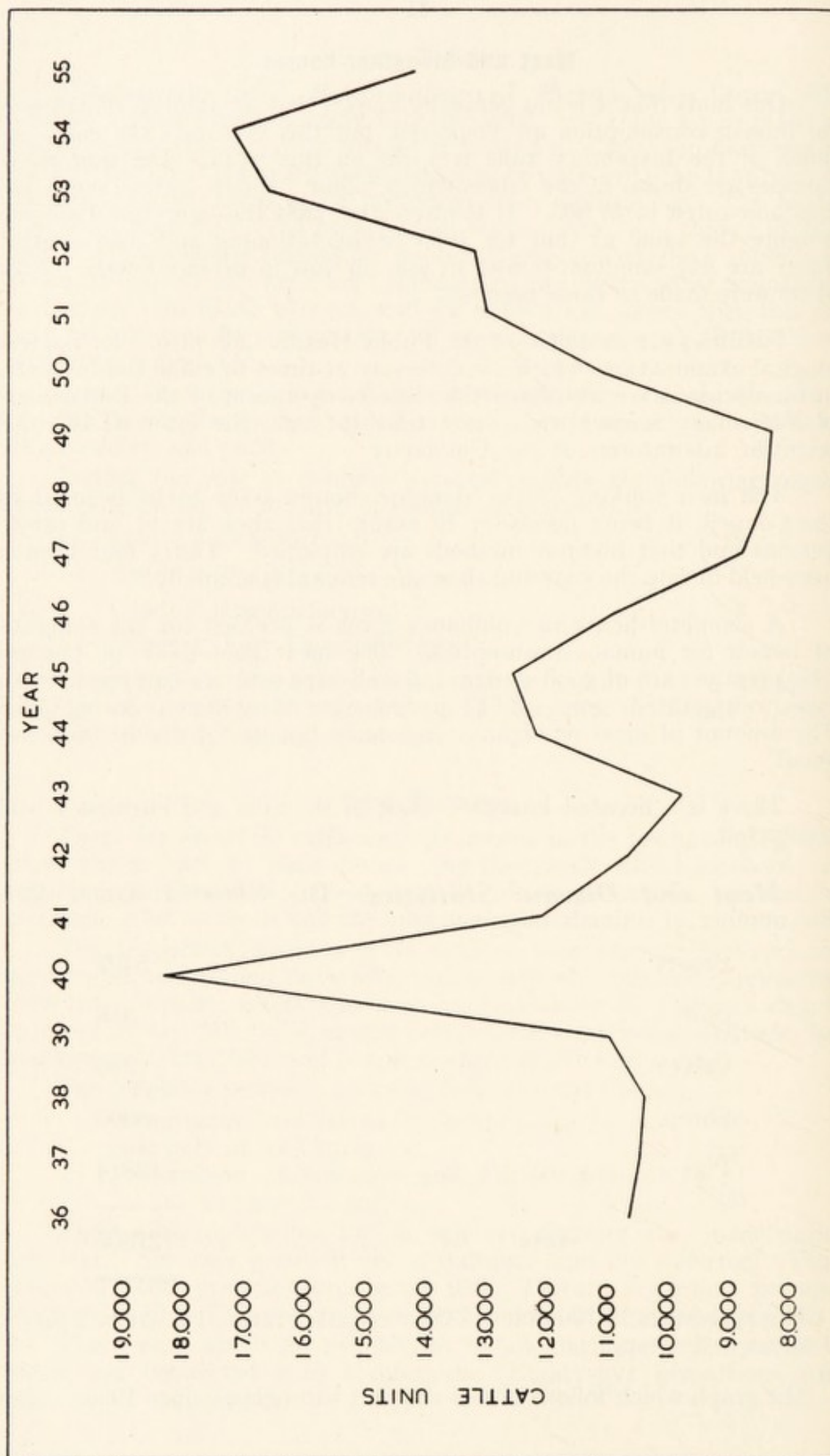
Beasts	...	...	...	...	...	...	5407
Cows	...	...	...	...	...	...	318
Calves	...	...	...	...	...	...	266
Sheep	...	...	...	...	...	...	8000
Pigs	...	...	...	...	...	...	13814
Total							27805

This represents 14,320 units on the recognised ratio : 1 beast = 2 pigs = 3 calves = 5 sheep.

The graph which follows shows the unit throughout since 1936.



GRAPH OF ALL ANIMALS KILLED SHOWN AS CATTLE UNITS FROM 1936.



The following table shows the weight of meat condemned :—

		Tons.	Cwts.
Beef	...	21	13
Mutton	...	1	5
Pork	...	4	17
Veal	...	—	1
Total...		27	16

This table shows the percentage of carcasses, whole or in part, condemned, showing separate figures for all diseases except Tuberculosis and Cysticerci, Tuberculosis only and Cysticercosis only :—

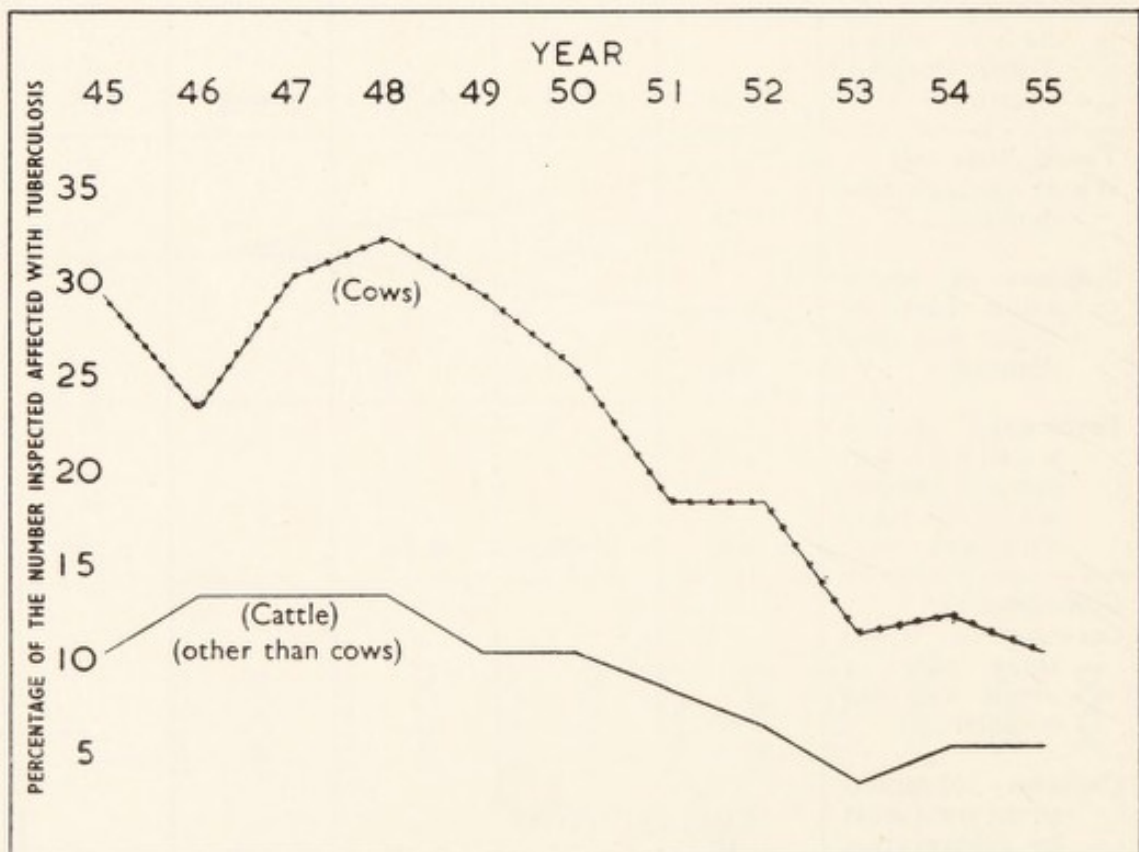
	Cattle, excluding Cows.	Cows.	Calves.	Sheep and Lambs.	Pigs.
Number killed ...	5407	318	266	8000	13814
Number inspected ...	do.	do.	do.	do.	do.
<i>All diseases except Tuberculosis and Cysticerci :</i>					
Whole carcasses con- demned ...	—	10	1	28	46
Carcasses of which some part or organ was condemned ...	1776	58	1	422	651
Percentage of the number in- spected affected with disease other than Tuberculosis and Cysticerci ...	32·84	21·38	0·75	5·625	5·04
<i>Tuberculosis only :</i>					
Whole carcasses con- demned ...	14	5	9	—	1
Carcasses of which some part or organ was con- demned ...	326	29	9	—	170
Percentage of the number in- spected affected with Tubercu- losis ...	6·288	10·69	6·76	—	1·237
<i>Cysticercosis :</i>					
Carcasses of which some part or organ was con- demned ...	43	—	—	—	—
Carcasses submitted to the treatment by refrigeration	43	—	—	—	—
Generalised and totally con- demned ...	—	—	—	—	—



The following are the figures for recent years of cattle affected with tuberculosis :—

	Cattle (except Cows).	Cows.
1945	11.23%	29.54%
1946	13.99%	23.54%
1947	14.30%	31.07%
1948	14.11%	33.16%
1949	11. 3%	30. 5%
1950	11. 7%	26. 6%
1951	9. 4%	19. 1%
1952	7. 9%	19. 6%
1953	4.5%	11.65%
1954	6.14%	12.78%
1955	6.29%	10.69%

These show a steady decline, which is gratifying. It is due in part to the increase in tuberculin-tested herds and the growing improvement in the general health of cattle. There is still much work to be done in order to reduce the figure still further. Below is a graph of the figures.



Figures for another common disease, known as liver fluke, were as follows :—

	Cattle.	Cows only.
1949	15.5%	18.3%
1950	24.4%	16.1%
1951	20.7%	13.0%
1952	20.6%	12.1%
1953	14.7%	8.05%
1954	16.6%	7.9%
1955	28.5%	6.3%

This disease caused the loss, during the year, of 1,560 beasts' livers and parts, and 235 sheep's livers.

Greater efforts on the farms are needed to reduce the incidence.

The figures for cysticercus bovis, a parasitic disease affecting animals and human beings were as follows :—

	Cattle.	Cows only.
1949	11 cases.	
1950	28 cases.	7 cases.
1951	24 „	6 „
1952	41 „	2 „
1953	24 „	— „
1954	38 „	1 „
1955	43 „	— „

This disease, practically unknown in this country before the war, is said to be brought by returning soldiers and displaced persons.

Cattle can get it from infected pastures. Investigations are made, where possible, regarding the origin of the affected animals.

#### Inspection of Food other than Meat.

<b>List of Foods condemned:—</b>				<i>Cwts.</i>	<i>Qtrs.</i>	<i>St.</i>	<i>Lbs.</i>
Dried Potatoes	...	...	...	1	1	1	5
Cake	...	...	...	—	1	1	6
Sausages	...	...	...	2	0	1	11
Cheese	...	...	...	3	3	1	12
Flour	...	...	...	1	1	0	11
Rolled Oats	...	...	...	—	2	1	9
Tomatoes	...	...	...	—	3	1	3
Bacon	...	...	...	4	2	0	13
Sultanas	...	...	...	—	1	1	12
Beef Suet	...	...	...	—	1	0	0
Skimmed Milk Powder	...	...	...	1	3	1	10
Chitterlings	...	...	...	1	0	0	0
Fish	...	...	...	2	3	1	0
Biscuits	...	...	...	51	pkts.		
Meat Pies	...	...	...	35			
Fish Cakes	...	...	...	131			
Sandwiches	...	...	...	24	dozen		
Chicken Paste	...	...	...	14	tins		
Chicken Cutlets	...	...	...	14			
Fruit Pies	...	...	...	12			
Dates and Almonds	...	...	...	13	pkts.		
Pineapple	...	...	...	15	jars		
Winkles	...	...	...	30	gallons		



*Smaller quantities of the following were also dealt with :—*

Corn Flakes	Butter	Jam Rolls
Spaghetti	Margarine	Cheese and Tomato Paste
Pork Brawn	Bread	Ryvita
Marzipan	Sponges	Pressed Beef
Powdered Soup	Sugar Pulp	Chutney
Rice	Shredded Wheat	Dessicated Coconut
Squash	Allbran	Bath Chaps
Pickles	Frosted Flakes	Sunny Spread
Fruit Juice	Cake Mixture	Honey
Crumpets	Cucumbers	Lemon Curd
Sponge Mixture	Chocolate	Mixed Spice
Salt	Corned Beef	Oatmeal
Lard	Sugar	Turkey
Cream	Peanut Butter	
Ham	Tea	

### INSPECTION OF FACTORIES.

Under the Factory Acts the City Council is concerned with heating, ventilation and cleanliness and with sanitary conveniences. Routine visits are made by the Sanitary Inspectors and registers are kept of all factories. In connection with infectious disease or other matters lists of outworkers are kept and their houses or workrooms visited from time to time. 103 persons were doing outwork in the city during the year.

There are 499 factories on the register, divided into 422 power factories and 77 without mechanical power.

309 visits were made during the year. Notices regarding defects were served in 15 cases, other matters being dealt with informally. Defects included want of cleanliness and unsuitable or insufficient sanitary accommodation.

The following tables, which are in the form required by the Minister of Labour and National Service, give particulars of the administration of the Acts in this area.

#### *1.—Inspections for the Purposes of Provisions as to Health.*

Premises. (1)	Number of		
	Inspections. (2)	Written Notices. (3)	Occupiers Prosecuted (4)
Factories with mechanical power ... ..	256	11	—
Factories without mechanical power ... ..	38	2	—
*Other premises under the Act (including works of building and engineering construction, but not including outworkers' premises) ... ..	15	2	—
Total ... ..	309	15	—
*Electrical Stations should be reckoned as factories.			

## 2.—Defects Found.

Particulars.  (1)	Number of Defects.			Number of defects in respect of which Prosecutions were instituted. (5)
	Found. (2)	Remedied. (3)	Referred by H.M. Inspector. (4)	
Want of cleanliness (S. 1) ...	2	2	1	—
Overcrowding (S. 2) ...	—	—	—	—
Unreasonable temperatures (S. 3)	1	—	—	—
Inadequate ventilation (S. 4) ...	1	1	—	—
Ineffective drainage of floors (S. 6)	1	1	—	—
Sanitary Conveniences (S. 7) {	2	1	2	—
	12	10	2	—
	—	—	—	—
Other Offences (Not including offences relating to Home Work or offences under the Sections mentioned in the Schedule to the Ministry of Health (Factories and Workshops Transfer of Powers) Order, 1921, and re-enacted in the Third Schedule to the Factories Act, 1937) ...	12	10	—	—
Total ...	31	25	5	—

## 3.—Home Work.\*

List of Out-Workers\* (Part VIII, Section 110).

List received from employers.	Total Lists.	Twice in the Year.		Once in the Year.	
		Lists.	Out-Workers.	Lists.	Out-Workers.
Wearing Apparel :—					
(1) Making, etc ...	50	25	109	—	16
Addresses of Out-workers {	Received from other Councils ...	1	4	1	2
	Forwarded to other Councils ...	4	25	1	3
Prosecutions (failure to send in lists)			—		—
No. of inspections of Out-workers' Premises ...			21		—
Out-work in unwholesome Premises (Sec. 111) ...			—		
Out-work in infected Premises (Sec. 111) ...			—		

\*Home workers or out workers take work into their own homes and return it to their employer when finished.



#### 4.—Registered Factories.

Factories on the Register (Section 8) at the end of the year ... 499

#### 5.—Other Matters

*Matters notified to H.M. Inspector of Factories :*

Class.	Number.
Failure to affix Abstract of the Factory and Workshops Act (S. 128) ... ..	9
Action taken in matters referred by H.M. Inspector as remediable under the Public Health Acts, but not under the Factory Acts (S. 3) ... ..	<div> <div>Notified by H.M. Inspector ...</div> <div>Reports of action sent to H.M. Inspector ...</div> </div>
Others ... ..	-

#### COMMON LODGING HOUSES.\*

There were 3 registered Common Lodging Houses in the city in 1955 as follows :—

" The George IVth," East Road ... ..	14 Lodgers
" The Church Army Hostel," Willow Walk ... ..	37 „
" The White Ribbon Hotel," East Road ... ..	37 „
Total ... ..	<u>88</u>

Routine visits were made during the year and conditions were satisfactory on the whole.

#### CARAVANS.

Under the Cambridge Corporation Act, 1932, the following sites are approved :—

Adjoining 132 Scotland Road ... ..	12 Caravans
Belonging to Mrs. Harris, Coldham's Lane ... ..	12 „
Fen Road, Chesterton ... ..	12 „

During the year the demand for caravan sites continued. The Council raised no objection to the use of a number of sites for limited periods, and at the end of the year there were 11 such sites occupied by 28 caravans.

\*A Common Lodging House is one where the lodgers occupy a common room and do not have separate accommodation.

### RAG FLOCK ACTS.

During the year visits were made to upholsterers' premises and no further action under the Acts was necessary.

### PLACES OF PUBLIC ENTERTAINMENT.

Under the Public Health Act, a number of inspections were made of places of entertainment such as theatres, cinemas and other premises in connection with ventilation, cleanliness and sanitary accommodation.

### RAT DESTRUCTION.

The Council provides a free service for householders. Business premises are charged a flat rate of 7/- per hour. The service is in great demand. In the business areas a number of firms have their premises dealt with by contract with private firms. From time to time, under the supervision of the sanitary inspectors, the ratcatchers make investigations in blocks of properties.

As a routine measure, sewers throughout the city are test-baited twice a year, about 397 points being used. Areas found to be affected are poison-baited twice a year, or as necessary, and results checked.

The following figures indicate some of the work done during the year :—

Number of enquiries and requests received	...	983
Number of bodies recovered	... ..	1541
Blocks of property specially treated	... ..	3

Poison "takes" were in the region of 4,716. The number of rats killed in this way can only be estimated.

In the course of the work 8,378 visits were made to 1,661 properties and to water courses, tips and other places, much attention having been given to the council tip off Coldhams Lane.

329 properties were treated for mice.

The Inspectors have dealt with a number of properties where the drains were defective and were harbouring rats. Other ratcatching jobs have been done following Inspectors' routine visits to food premises.



## V. SCHOOL HEALTH SERVICE

### GENERAL STATISTICS FOR 1955.

#### Number of Schools :—

Primary ...	...	...	...	...	...	20
Secondary Grammar	...	...	...	...	...	2
Secondary Modern	...	...	...	...	...	3
Technical Central	...	...	...	...	...	1
Open Air...	...	...	...	...	...	1
Special ...	...	...	...	...	...	1
Nursery ...	...	...	...	...	...	3

#### Number of Departments :—

Nursery ...	...	...	...	...	...	3
Primary ...	...	...	...	...	...	31
Secondary Grammar	...	...	...	...	...	2
Secondary Modern	...	...	...	...	...	5
Technical Central	...	...	...	...	...	2
Open Air	...	...	...	...	...	1
Special ...	...	...	...	...	...	1

	1946	1947	1948	1949	1950	1951	1952	1953	1954	1955
Number of children on registers	8679	9026	9387	9737	10047	10841	11379	11726	12100	12315
Average number of children in attendance	7745	8076	8492	8856	8867	9967	9883	10761	11390	11419

### SCHOOL MEDICAL INSPECTION.

The usual arrangements for routine medical inspections in this country provide for an examination shortly after a child enters school, another at the age of ten and a final one as a "leaver." In Cambridge children are examined at three-yearly intervals, so that the full range of routine medical inspection is :—

1. At nursery school (every term).
2. At primary school as entrants (in the 6th year).
3. At primary school in the 9th year.
4. At secondary school in the 12th year.
5. At secondary school as leavers (in the 15th year).
6. At grammar school if remaining beyond the statutory leaving age (17 or 18).

The ninth year examination is valuable because the child is more co-operative than as an "entrant," the teaching staff have had some experience of his life under school conditions, and his sight can be tested more satisfactorily than at an earlier age.

Under the usual system the examination at the age of 10 comes when a child is about to leave the primary school and go to the secondary school, and this has the disadvantage that any consultation about the child's future is, necessarily, with teachers who are about to relinquish charge of him. It seems very much better, therefore, to transfer this examination to one year later when the child has just entered the secondary school. Any consultation about his health at this stage is with the teacher who will have charge of him for some years to come, and, moreover, parents



attending the medical inspection are brought into contact with the school staff early in the child's attendance at the new school.

We have in Cambridge, therefore, a very comprehensive system of routine medical inspection.

The details given in the following Tables are in accordance with instructions issued by the Ministry of Education, and the three age groups are entrants, 11 year and leavers. Routine examinations peculiar to Cambridge are given under the heading "other periodic inspections."

**Table I.**  
**Medical Inspection of Pupils Attending Maintained**  
**Primary and Secondary Schools.**

*A. Periodic Medical Inspections.*

Number of Inspections in the prescribed Groups.

Entrants	...	...	...	...	1284
Second Age Group	...	...	...	...	861
Third Age Group	...	...	...	...	978
Total					3123

Number of other Periodic Inspections ... 1530

Grand Total ... 4653

*B. Other Inspections.*

Number of Special Inspections ... 419

Number of Re-Inspections ... 1040

Total ... 1459

*C. Pupils Found to Require Treatment.*

Number of individual pupils found at periodic medical inspection to require treatment (excluding Dental Diseases and Infestation with Vermin):—

Group.	For Defective Vision (excluding Squint).	For any of the other Conditions recorded in Table IIA.	Total Individual Pupils.
(1)	(2)	(3)	(4)
Entrants ...	4	235	208
Second Age Group ...	43	175	192
Third Age Group...	51	129	155
Total (Prescribed Groups)	98	539	555
Other Periodic Inspections	85	235	268
Grand Total ...	183	774	823

*Attendance of Parents.*—The percentage of parents present at the routine inspections was 61.6, as against 64.9 in 1954.



Table II.

*A. Return of Defects Found by Medical Inspection.*

Defect or Disease.	PERIODIC INSPECTIONS.		SPECIAL INSPECTIONS.	
	No. of Defects.		No. of Defects.	
	Requiring Treatment.	Requiring to be kept under observation, but not requiring Treatment.	Requiring Treatment.	Requiring to be kept under observation, but not requiring Treatment.
(1)	(2)	(3)	(4)	(5)
Skin... ..	74	111	9	7
Eyes — a. Vision ...	183	171	62	25
b. Squint ...	27	37	4	1
c. Other ...	58	42	8	2
Ears — a. Hearing...	15	38	2	2
b. Otitis Media	4	42	2	2
c. Other ...	6	2	—	—
Nose or Throat ...	87	410	26	30
Speech ... ..	22	42	4	2
Cervical Glands ...	1	121	4	5
Heart and Circulation	4	41	2	1
Lungs ... ..	63	120	12	9
Developmental—				
a. Hernia ...	3	9	1	—
b. Other ...	8	101	—	8
Orthopaedic—				
a. Posture ...	80	24	19	2
b. Flat Foot	158	79	38	9
c. Other ...	77	101	16	11
Nervous System—				
a. Epilepsy	—	9	—	1
b. Other ...	3	15	2	2
Psychological—				
a. Develop- ment	7	42	7	5
b. Stability	7	113	1	12
Other ... ..	70	164	15	11

*B. Classification of the General Condition of Pupils  
Inspected during the year in the Age Groups.*

Age Groups.	Number of Pupils Inspected.	A. (Good.)		B. (Average.)		C. (Poor.)	
		No.	% of Col. 2.	No.	% of Col. 2.	No.	% of Col. 2.
(1) Entrants ...	(2) 1284	(3) 796	(4) 62.0	(5) 463	(6) 36.0	(7) 25	(8) 2.0
Second Age Group	861	578	67.1	263	30.5	20	2.4
Third Age Group	978	667	68.3	306	31.2	5	0.5
Other Periodic Inspections...	1530	911	59.5	588	38.5	31	2.0
Total ...	4653	2952	63.4	1620	34.8	81	1.8



**SUPERVISION AND TREATMENT.****School Clinics.**

There are ten sessions each week at the three School Clinics :—  
Auckland Road, Romsey (Coleridge Road) and Cherry Hinton Hall.

Attendances at the clinics were as follows :—

Auckland Road...	...	...	...	...	4008
Romsey ...	...	...	...	...	2694
Cherry Hinton ...	...	...	...	...	189

**Table III.****Infestation with Vermin.**

(i)	Total number of Examinations in the Schools by the School Nurses or other authorised persons ...	28,625
(ii)	Total number of Individual Pupils found to be infested ...	101
(iii)	Number of Individual Pupils in respect of whom cleansing notices were issued (Section 54 (2), Education Act, 1944) ...	77
(iv)	Number of Individual Pupils in respect of whom cleansing orders were issued (Section 54 (3), Education Act, 1944) ...	Nil

**Treatment Tables.****Table IV.****Group I. Diseases of the Skin.**

(Excluding Uncleanliness, for which see Table III.)

(a)	Number of Defects Treated, or under Treatment, during the Year.
Ringworm—Scalp ...	1
Ringworm—Body ...	2
Scabies ...	9
Impetigo... ..	20
Other Skin Diseases ...	210
Total ... ..	242

**Group II. Eye Diseases, Defective Vision and Squint.**

	Number of Cases Dealt With.
External and other, excluding errors of refraction and squint ... ..	125
Errors of Refraction (including Squint) ...	722
Total ... ..	847

No. of Pupils for whom spectacles were Prescribed ... ..	532
---	-----

**Group III. Treatment of Defects of Ear, Nose and Throat.**

	Total Number Treated.
Received Operative Treatment—	
(a) For Diseases of the Ear ... ..	15
(b) For Adenoids and Chronic Tonsilitis	246
(c) For other Nose and Throat conditions	37
Received other forms of treatment ... ..	—
Total ... ..	298

**Group IV. Orthopaedic and Postural Defects.**

(a) No. treated as In-patients in Hospitals or Hospital Schools ... ..	10
(b) No. treated otherwise, <i>e.g.</i> , in Clinics or Out-Patients' Departments ... ..	500



**Group V. Child Guidance Treatment.**

No. of Pupils treated at Child Guidance Clinics	103
---	-----

**Group VI. Speech Therapy.**

No. of Pupils treated by Speech Therapists ...	231
--	-----

**Group VII. Other Treatment Given.**

	Total Number Treated.
Miscellaneous minor ailments ... ..	1441

**Mentally Defective Children.**

No. of children reported to the Local Health Authority  
during 1955 :—

Under Section 57 (3) of the Education Act ... ..	3
Under Section 57 (5) for statutory supervision ... ..	13

### Work of the School Nurses.

There are 13 School Nurses ; they are also Health Visitors and give 47½ per cent. of their time to school work.

The total number of visits made to schools in the year was 723, of which 311 were in connection with the routine medical inspections, 250 for cleanliness survey, and the remainder for various other purposes.

The School Nurses paid 1,327 home visits during the year. During these visits they are able to give useful advice to parents. The home visits in 1954 numbered 1671.

### Artificial Sunlight.

Ultra Violet Light therapy is given at Auckland Road and Romsey Clinics.

The number of children treated, and their attendances are shown in the following table :—

	Auckland Road.	Romsey.	Total.
No. of new cases ... ..	49	32	81
Cases brought forward from 1954 ... ..	13	12	25
Total ... ..	62	44	106
Total number of attendances	840	873	1413

### SPECIAL PROVISIONS.

**Open Air School.**—The Open Air School is a special school of 120 places catering for children who, for physical or other reasons, do not fit into the ordinary school system. It is situated in Ascham Road off Milton Road. The classrooms are all separate blocks spaced out in a pleasant garden and open grounds. Children from 4 to 15 years are admitted for periods varying with their needs ; but the policy is, wherever possible, to give intensive treatment so that they may return to an ordinary school as soon as possible.

All children stay for lunch and have a rest of at least one hour in the open air afterwards. Lessons are taken out of doors whenever possible, and emphasis is laid on other outdoor activities like games, dancing and gardening.

A medical officer attends for one session each week. A full-time nurse is in attendance. A remedial gymnast sees the children needing physiotherapy each morning, and the school is visited at intervals by the after-care sister of the Orthopaedic Department of Addenbrooke's Hospital. A speech therapist attends for four sessions each week.

Special transport is provided. There is no serious waiting list.



*Cerebral Palsy Unit.*—A special unit for the treatment and education of children suffering from cerebral palsy was started at the Open Air School in October, 1953. A small treatment room adjoins the class-room and a whole-time physiotherapist is employed.

There are several schools of thought about methods of relieving these conditions, but we have preferred that elaborated by Dr. and Mrs. Bobath of the London Cerebral Palsy Centre. The basic principle of this method is to accustom the child to postures which inhibit the reflexes causing his paralysis.

At the end of the year there were 17 children under treatment.

Parents are encouraged to attend, and they assist the physiotherapist with the treatment of their own child and so learn methods to employ at home.

There are several advantages in having day-school arrangements for these children. Residential accommodation is hard to come by and is also expensive since each child sent away to an institution costs over £400 a year to maintain. The whole unit at the Open Air School added little more than £500 a year to the previous cost of running the school. Moreover, admission to a residential institution takes the already handicapped child away from normal life in the family and school whereas admission to our unit avoids this.

It is difficult to summarise the results we have, so far, obtained since the children differ in the initial severity of their disability and in the response to treatment. Those who visit the school regularly, however, are often surprised to see the steady improvement in a child they remember as being almost completely helpless and now find moving about freely and making social and educational progress. The parents, in particular, are pleased with the results.

A detailed written record is kept of each child's command of posture and bodily movements and the changes which take place during treatment. In addition, cinematograph films are taken at intervals (through the courtesy of Mrs. Latter, a member of the school staff, and Mr. Reece of University Cameras) and these form a valuable record from which results may be assessed.

*The Special School for Educationally Sub-normal Children.*—This school is also in Ascham Road, off Milton Road, and has accommodation for 80 children. 10% of the places are reserved for children from the County area outside the City.

The age range is from 5 to 16, and intelligence quotients range from about 50% to about 75% of average. This quotient is, of course, only a guide to admission, and other factors are taken into consideration when the assessment is made. These children, who would inevitably lose their confidence by working with children of superior ability in big classes, are helped to develop to the best of their potentiality by working at their own pace in small groups where human relations are easier to establish. Almost all the children are subsequently able to take their place in the community, and suitable employment is found for them.



before they leave the school. Contact with the home is established by regular visits by a member of the Cambridgeshire Mental Welfare Association, who reports to the school and who will also keep in touch with the children after they leave the school.

Drama, painting, dancing, handicraft and cooking as means of self-expression play an important part in the life of the school and help to develop the children's ability to enjoy comradeship and group spirit. Visits in the city and further afield stimulate their interest and broaden their outlook.

The greatest benefit is derived if children can be admitted before senior school age.

Special transport is provided.

*Remedial Exercises.*—The plan of giving short intensive courses of treatment has been continued, instead of long periods of weekly treatment.

School departments so visited	...	28
-------------------------------	-----	----

Children treated :—

Foot defects	...	...	...	192
Postural defects	...	...	...	88
Breathing exercises	...	...	...	89
Other cases	...	...	...	7
				<hr/> 376 <hr/>

There are 115 children having breathing exercises (for asthma) in school once a week.

At the Open Air School 72 children are treated, most of them daily.

Spastics	...	...	...	34
Postural drainage	...	...	...	17
Breathing exercises	...	...	...	23
Remedial exercises	...	...	...	15
Group remedials	...	...	...	35



**Handicapped Pupils.**—The following table shows the provision made for various categories of handicapped pupils.

Category.				Number on Register.	Number in Institution.
Blind	...	...	...	2	8
Deaf...	...	...	...	1	7
Delicate	...	...	...	28	3
Physically Handicapped	...			10	3
Educationally sub-normal				23	8
Maladjusted	...	...		9	—
Epileptic	...	...	...	1	2

**Speech Therapy.**—The three speech therapists devote half their time to the City Schools and half to the County Schools (under the Principal School Medical Officer of the County). The City is divided into two parts and a speech therapist works in each, treating children in the schools and at Auckland Road or Romsey Clinic according to the area. One speech therapist devotes almost all her time to the Open Air School, including the Cerebral Palsy Unit. She has received special training in the methods we employ in this Unit.

231 children were treated during the year, the defects being :—

Dyslalia	...	...	...	...	94
Stammering	...	...	...	...	69
Sigmatism	...	...	...	...	31
Cleft palate	...	...	...	...	2
Spastic	...	...	...	...	18
Other defects	...	...	...	...	17
					<hr/> 231 <hr/>

### MILK AND MEALS.

**Provision of Milk.**—The number of bottles of milk (one-third pint) delivered to schools (excluding Open Air School) was 9,918 on a typical day in December, 1955. On a similar sample day the year before the number was 9,156.

**School Meals.**—The number of dinners provided in schools was 6,202 in December, 1955, of which 498 were free (as compared with a total of 5,570 in December, 1954, of which 508 were free).

## SCHOOL DENTAL SERVICE.

(Report of the Chief Dental Officer, W. Baird Grandison, F.D.S.)

The Forty-eighth Annual Report on the work of the Dental Department covers the period from January 1st, 1955, to December 31st, 1955, inclusive. Owing to shortage of Staff and extreme pressure of work the report is wholly statistical in character.

### Dental Defects.

(1) Number of children who were :

Inspected by the Dentist :

(a) Periodic Age Groups (5 to 15)	...	...	...	...	...	4022
(b) Specials	...	...	...	...	...	1773
						5795
						5795

(2) Found to require treatment ... .. 4690

4690

(3) Number referred for treatment ... .. 4690

4690

(4) Actually treated ... .. 4388

4388

(5) Attendances made by children for treatment ... .. 6523

6523

(6) Half-days devoted to :

Inspection	...	...	...	...	...	...	40
Treatment	...	...	...	...	...	...	1240
							1280
							1280

(7) Fillings :

Permanent Teeth	...	...	...	...	...	5248
Temporary Teeth	...	...	...	...	...	1019
						6267
						6267



## (8) Number of teeth filled :

Permanent teeth ...	...	...	...	...	...	4380
Temporary Teeth ...	...	...	...	...	...	894
						<u>5274</u>

## (9) Extractions :

Permanent Teeth	...	...	...	...	...	772
Temporary Teeth	...	...	...	...	...	2660
						<u>3432</u>

## (10) General anaesthetic administrations ... 5

## (11) Other Operations :

Permanent Teeth ...	...	...	...	...	...	380
Temporary Teeth ...	...	...	...	...	...	772
						<u>1152</u>

**DENTAL TREATMENT FOR ADOLESCENTS.**

(FROM LEAVING SCHOOL TO ENTERING THE NATIONAL HEALTH SERVICE SCHEME).

No. of Adolescents enrolled in the City Scheme	570
„ Attendances ...	1185
„ Fillings ...	463
„ Extractions for Caries ...	47
„ „ for Regulation ...	5
„ Other Operations... ..	41
„ Scalings ...	39
„ Dentures Supplied ...	—
„ Repairs to dentures ...	—
„ Crowns ...	—
„ Inlays ...	—
„ X-ray Examinations ...	8

## PHYSICAL EDUCATION.

### A Summary of the Annual Report of the Physical Education Organiser— Mr. H. Payne.

Planning for future school building development was a marked feature of the year's activities, both as regards the City and County. This materially reduced the number of visits to schools for demonstration and general supervision of the training. The main City plans dealt with were :—

Southern School	Secondary ...	Modern ...	Gymnasium (with ancillary rooms) and lay-out of playing field.
Central Boys' Grammar School	...	...	Ditto.
Cambridgeshire Boys	High School ...	for ...	Gymnasium (with ancillary rooms).

#### Secondary Schools :

Following a period of years in which main attention was devoted to the primary schools, more attention has been given to secondary school activities. In the grammar schools, whilst the work of most of the lower and middle forms lacks little in keenness and in the prospect of higher standards, the problem of catering for the varied interests of some of the senior pupils is a major one, if gymnastic movement be accepted as the foundation of the scheme. Experience has shown the desirability of widening the scheme to cater for the variety of interest and of admitting an element of free choice of activity as far as facilities will allow. In this respect the following may be mentioned as valuable adjuncts to the basic scheme of training in gymnastics and games :—

- Girls' High School :**
1. Modern Dance and Movement for all forms.
  2. The School Fencing Club, carried on by a small group of girls as an out-of-school activity.
  3. Swimming at Leys School Bath—out-of-school hours.

- Boys' High School :**
1. Extension of training in Athletics.
  2. Tennis Training for which, under present arrangements, hard courts at Rathmore Road are hired.
  3. Swimming Training at Leys School Bath.

In last year's report reference was made to a series of demonstration and discussion sessions for teachers of older boys, particularly in secondary modern schools. The past year has proved their value in promoting a new outlook on teaching method and the practical potentialities of boys when given the opportunity for free practice. For older pupils there is sometimes greater choice of activity and there is a greater



emphasis on games and athletics, in which standards have risen very much in recent years, both as regards organisation and coaching, following a series of coaching courses for teachers in cricket, tennis, football, rounders and swimming.

In the past year the following provided special opportunities for coaching in or witnessing really high standards of play, either for teachers or older pupils :—

1. **A Cricket Coaching Course** for teachers and club coaches—for the M.C.C. Coaching Award. Tutor : Tom Clark (Surrey County C.C.).

2. **Women's and Girls' Hockey :**

Schools had the opportunity of seeing the following women's hockey matches played in Cambridge :—Eastern Counties v. U.S.A. Women's Touring Team ; East v. North. Under its coaching scheme the Cambridgeshire Women's Hockey Association offered the services of some of its County Players to assist in coaching in schools without charge.

3. **Tennis :**

A highly successful coaching and selection scheme was inaugurated late in the summer term in co-operation with the Cambridgeshire Lawn Tennis Association. Under it younger pupils of secondary schools were selected by their own teachers for further coaching by Mr. H. L. Smith (County and University Coach). After a basic course a further selection of the best of these was made by the L.T.A. Coaching Committee to proceed for further long-term special training by the County Coach.

4. **Annual Schools' Netball Tournament :**

20 teams participated.

For some years movement training, giving scope for individual interpretation and expression and commonly known as "Modern Dance" has played a substantial and generally popular part in physical education in the Girls' High School and a minor part in a few other schools. This activity demands a special "flair" and technique on the teacher's part, but is particularly valuable in promoting a sense of poise, a subjective appreciation of movement and rhythm and intelligent interpretation. With the special aim of experiment in the secondary modern schools, a three session course for Teachers on "Aspects of Movement" was conducted jointly with the Drama Adviser.

### **Primary Schools :**

In these it has become common in recent years to talk of "the new approach" in reference to changes in teaching method and in the practice of the latest Ministry of Education's syllabus of physical education. Having established this basic foundation, most teachers are now more confident and appreciate the value of the new scheme in maintaining



the interest of their classes and in stimulating all individuals in a class to their full effort. In their turn the children worked with a greater sense of purpose, and on the whole achieved higher standards of performance. There was greater emphasis on agility training with very encouraging results.

The loss of spare classroom or hall space, which was available for physical education in inclement weather, was an unfortunate result of "the bulge" in school population in some of the older schools. In these there is an appreciable lowering of standards, particularly in alertness and posture, when bad weather periods are prolonged. On the other hand, many teachers make adjustments of the time-table to take advantage of improved weather conditions.

It is pleasing to report that as regards footwear and clothing the standard is now probably better than at any period since before the war, and that it is exceptional to find a scholar without suitable shoes at least. This has been achieved by the teachers without any call on public funds and may be claimed to reflect the spirit of the training and the co-operation of the parents.

I have welcomed the opportunity of addressing 11 Parent-Teacher Associations or groups of parents, sometimes with films, in the City during the past year. These occasions serve as a means of presenting physical education in its proper perspective as a subject and in its proper relationship with other subjects in the curriculum and also in helping to gain the co-operation of the parent, particularly as regards dress.

### **Swimming Instruction :**

It may be surprising to state that in 1955 which was outstanding in its good summer, the first visit to a bath of a school class was made as late as 15th June. This was due to the low temperature of water in the open bathing-places. In the succeeding weeks of unusually high temperatures classes made abnormal progress since learners could stay in the water for longer lessons.

All the baths were occupied to the full extent in the periods for which they were reserved for the use of schools.

### **School Camps and Journeys :**

Camping, expeditions and school journeys have had a place in the wider scheme of physical and recreational training for many years, and in recent years their scope has increased considerably in Cambridge secondary schools and among youth organisations.



## VI. MATERNITY AND CHILD WELFARE.

### MATERNITY AND MIDWIFERY SERVICES.

*Midwives.*—The Supervisor of Midwives is Dr. Margaret C. K. Patterson, Deputy Medical Officer of Health.

Seven midwives gave notification of intention to practise in the City during the year.

In addition to domiciliary and private midwives, 39 midwives notified institutional practice from the Maternity Hospital (10 of these left the district during the year).

The number of notifications received from midwives in domiciliary practice (as required by the rules of the Central Midwives' Board) is as follows :—

Sending for help on behalf of the mother	...	...	4
Midwife's liability to be a source of infection	...	...	1
Notification of a stillbirth	...	...	1
Notification of artificial feeding	...	...	14
Death of infant	...	...	1
			—
			21
			==

*Maternity Nurses.*—Eight maternity nurses notified intention to practise in the City. Four of these were in a nursing home.

*Municipal Midwifery Service.*—There were three full-time midwives during the year and they attended 121 cases as Midwives (1954–120) and 70 cases as Maternity Nurses\* (1954–87).

The number of visits paid to midwifery cases was 2,413 and to maternity cases 1,587. The number of ante-natal visits was 1,363.

Gas and Air Analgesia was administered by the midwives in 103 midwifery and 47 maternity cases; Trilene in 6 midwifery and 14 maternity cases.

*Nursing Homes.*—The number of nursing homes in the City at the end of 1955 was four. One of these provides two maternity beds.

*Births.*—The number of births in Cambridge notified during the year to parents who normally reside in the City is as follows :—

	1955.		1954.	
Notified from Nursing Homes	...	10 (1%)	15 (1%)	
Notified from Maternity Hospital	...	973 (78%)	847 (74%)	
Notified from patient's own home	...	267 (21%)	281 (25%)	
		—	—	
		1250	1143	
		==	==	

\*A midwife acts as such when she conducts the confinement. She acts as a maternity nurse when she attends to the nursing work of a confinement conducted by a medical practitioner.

*Ante-Natal and Post-Natal Clinics.* —The usual weekly ante-natal session was held at Auckland Road Clinic, and the attendances are shown in the following tables :—

<i>Total Attendances :</i>		1955.	1954.
Non-Pregnant	...	5	2
Ante-Natal	...	192	207
Post-Natal	...	8	12
		<hr/>	<hr/>
		205	221
		<hr/>	<hr/>

<i>Classification of Patients :</i>	<i>Brought forward from 1954.</i>	<i>New Cases in 1955.</i>	<i>Total Number who attended in the year.</i>
No. of Patients who had examinations and were found to be non-pregnant	—	3	3
No. who had ante-natal examinations only (no subsequent post - natal in 1955) ... ..	8	53	61
No. who had ante-natal examinations and returned for post-natal ... ..	3	4	7
No. who had post-natal only (no previous ante-natal)...	—	—	—
	—	—	—
	11	60	71
	==	==	==
(1954)	(8)	(54)	(62)



### INFANT WELFARE.

*Premature Births.*—The number of live premature births (*i.e.*, birth weight 5 lbs. 8 ozs. or less) in the cases of City residents during 1955 was 50, and the survivals at the end of one month were :—

	Year of Birth.		Survived at end of One Month.	
	1955.	1954.	1955.	1954.
Born at Home ... ..	8	6	8	6
Born in Hospital ... ..	42	71	39	59
Born in Nursing Home ...	—	—	—	—
	—	—	—	—
	50	77	47	65
	=	=	=	=

Special attention is given to this group of infants by the Health Visitors.

*Infant Welfare Clinics.*—Ten infant welfare sessions were held weekly and one fortnightly in the City at nine centres. Toddler sessions, for children of 18 months to 5 years, who attended by appointment were held at six centres.

Romsey toddler session is held weekly ; Cherry Hinton and Auckland Road twice monthly, Chesterton once a month, and Newnham and Castle Street as required.

The usual activities of weighing babies, giving advice to the mothers, and selling foods were carried on at all the centres. Proprietary brands of dried milk were sold at cost price. Accessory food substances, *e.g.*, Cod Liver Oil Emulsion, Virol, Marmite, Calcium, Iron and Vitamin Tablets were also obtainable.

In addition, the centres functioned as depots for the distribution, on behalf of the Food Office, of National Dried Milk for babies under two years of age, Cod Liver Oil, Vitamin Capsules and Orange Juice for expectant mothers and children under five.

Students from Homerton College and the Cambridgeshire Technical College came periodically to the Infant Welfare Clinics for observation visits. In addition, several Health Visitor students from the College of Nursing came for a fortnight's practical training.

The number of children in attendance at the infant welfare and toddler clinics, and the number of attendances made during the year were as follows :—

Clinic.	Day and Time. Held.	No. of Sessions held in Year.	New Cases.			No. of Attendances.			No. who attended in the year, and who at the end of the year were :			Doctors Con- sul- ta- tions.
			0-1	1-5	0-1	1-2	2-5	0-1	1-2	2-5		
Auckland Road	I.W.C.	48	126	7	1509	379	84	110	82	165	369	
Auckland Road	Todd.	15	—	4	—	59	193	—	—	—	250	
Castle Street	I.W.C.	48	33	6	601	321	298	—	—	—	301	
Castle Street	I.W.C.	48	75	19	942	289	387	73	98	221	309	
Castle Street	Todd.	8	—	9	—	7	103	—	—	—	108	
Cherry Hinton	Todd.	27	—	5	—	75	368	121	136	277	438	
Cherry Hinton	I.W.C.	48	130	3	2006	312	99	—	—	—	602	
Chesterton	I.W.C.	48	100	15	1198	353	98	90	94	167	563	
Chesterton	Todd.	9	—	3	—	26	121	—	—	—	147	
East Barnwell	I.W.C.	48	113	14	1518	387	225	93	94	87	558	
Newnham	Todd.	3	—	—	1	5	35	41	33	72	41	
Newnham	I.W.C.	48	42	7	625	235	156	—	—	—	440	
Norwich Street	I.W.C.	48	67	22	998	230	148	92	58	77	445	
Romsey	Todd.	36	—	20	—	108	506	—	—	—	608	
Romsey	I.W.C.	48	122	7	1893	300	63	152	151	364	724	
Romsey	I.W.C.	48	54	2	687	102	34	—	—	—	352	
Trumpington	I.W.C.	23	32	7	345	120	158	32	25	77	343	
		601	894	150	12323	3308	3076	804	771	1507	6559	
		(625)	(939)	(142)	(14309)	(3255)	(3109)	(843)	(816)	(1390)	(7119)	
		(1954)										

**Test Feeds.**—During the year infant weighing machines were lent out 220 times (1954–229) to mothers, to enable them to carry out 24-hour test feeds at home.

Test feeds were undertaken 5 times (1954–2) at Infant Welfare Clinics during the year.



## HEALTH VISITING AND HOME NURSING.

*Work of the Health Visitors.*—The full staff is twelve Health Visitor/School Nurses and an additional relief nurse for health visiting, midwifery and home nursing as required.

The number of visits paid by the Health Visitors is shown in the following table. The Health Visitors are also School Nurses, their work as Health Visitors representing  $52\frac{1}{2}\%$  of their time, and as School Nurses  $47\frac{1}{2}\%$ .

First visits to infants	...	...	...	1216
Subsequent visits to infants	...	...	...	5419
Visits to children 1-2 years	...	...	...	2155
Visits to children 2-5 years	...	...	...	4612
First visits to expectant mothers	...	...	...	129
Subsequent visits to expectant mothers	...	...	...	97
Visits re care of the aged	...	...	...	889
Visits to cases of tuberculosis	...	...	...	421
Visits on behalf of Addenbrooke's Hospital to homes of patients before or after admission	...	...	...	91
Visits to other cases	...	...	...	2823
*Fruitless visits	...	...	...	2645
				<hr/>
				20497 (1954—21124)
				<hr/>

\*Calls at houses where no one was at home or where, for some other reason, the object of the visit could not be attained.

A series of talks on mothercraft were given to senior school girls, and several talks to outside bodies were much appreciated.

*Home Nursing.*—The staff consists of a Matron and 9 full-time nurses, and the service is operated from 22 Rawlyn Road, where two flats are rented from the Corporation for the use of Matron and two nurses, the remainder of the staff living out. The Trumpington District Nurse continues to live at Whitelock's Yard, Trumpington. The work done throughout the year is summarized as follows :—

The number of cases on the books at 1/1/55 ...	242	
New cases in 1955 ... ..	1506	
	<hr/>	
	1748	(1954—1800)
	<hr/>	
No. of Visits paid : Medical ... ..	24805	
Surgical ... ..	6783	
Tuberculosis ... ..	1552	
Maternal Complications	69	
*Fruitless Visits ... ..	275	
	<hr/>	
	33484	(1954—31029)
	<hr/>	

\*Calls at houses where no one was at home or where, for some other reason, the object of the visit could not be attained.

### NURSERIES.

*Sedley Day Nursery.*—This Nursery takes 40 children 0—5 years full-time, and 3 part-time. The Nursery is in the charge of a Matron (S.R.N.) with a Deputy Matron, 2 Nursery Nurses and 2 Nursery assistants. It is open Monday to Friday from 8.30 to 5.30 p.m.

A Medical Officer visits the Nursery periodically and conducts a full medical inspection of each child. During the year the Medical Officer paid 9 visits to the Nursery and 368 inspections were carried out.

The Nursery is accepted by the Ministry of Education and the Ministry of Health as a Training Centre for the training in practical work of a number of students who are taking the Nursery Nurses' Course at the Technical College. As a rule four students are under training at the Nursery.

The attendances during the year were as follows :—

	<i>Capacity.</i>		<i>Average Attendance.</i>		<i>No. on Waiting List.</i>	<i>No. of Attendances.</i>	
	F.T.	P.T.	F.T.	P.T.		F.T.	P.T.
Age 0—2 ...	14		13		11	3110	
Age 2—5 ...	26	3	26	1	28	6563	290

(F.T.=Full-time. P.T.=Part-time.)



*Register of Nurseries and Daily Minders.*—There were, at the end of the year, 5 registered private Nurseries, accommodating 77 children in all :—

1.	7 Gresham Road	...	...	...	19 full-time.
2.	Windrush, Babraham Road	...	...	...	20 part-time.
3.	27 Ferry Path	...	...	...	12 part-time.
4.	St. Matthew's Church Hall	...	...	...	20 part-time.
5.	3 De Freville Avenue	...	...	...	6 part-time.
6.	St. George's Church Hall, Frazer Road	...	...	...	20 full-time.

#### MISCELLANEOUS WELFARE WORK.

*Illegitimate Children.*—A grant of £150 a year continues to be paid to the Cambridge Association for Social Welfare in virtue of their work among mothers of illegitimate children.

*Child Life Protection.*—The work of supervision of children 0–15 years old, boarded out for gain, is the responsibility of the Children's Committee under the Children Act, but the City Health Visitors continue to inspect and report quarterly to the Children's Officer on those foster-children who are under 5 years of age.

The number of foster-children on the register at the end of 1955 was 10 (1954—27), and the number of foster-mothers was 10 (1954—24).

*Artificial Sunlight Clinics.*—Ultra violet light therapy was given twice weekly at both Auckland Road and Romsey Clinics. Most of the children were referred for treatment by City Medical Officers, and a few by private practitioners.

Those children who underwent a full course of treatment appeared to be greatly benefited by it, especially in improved general tone and resistance to infection. The clinics were temporarily stopped during the summer.

The number of children treated, the attendances, and the conditions for which they were recommended, are shown in the following table :—

	<i>Auckland Road.</i>		<i>Romsey.</i>		<i>Total.</i>	
	1955.	1954.	1955.	1954.	1955.	1954.
Brought forward from previous year ...	32	21	37	13	69	34
New Cases ...	73	90	58	84	131	174
	<u>105</u>	<u>111</u>	<u>95</u>	<u>97</u>	<u>200</u>	<u>208</u>
Of these :—						
Completed the course ...	61	68	60	51	121	119
Defaulted ...	17	11	9	9	26	20
Carried forward to next year ...	27	32	26	37	53	69
	<u>105</u>	<u>111</u>	<u>95</u>	<u>97</u>	<u>200</u>	<u>208</u>
<i>Number of Attendances</i>	1087	1502	939	1313	2026	2815

***Diphtheria and Whooping Cough Immunization, and Vaccination of Children under Five.***—A combined vaccination and immunization session is held on the first Friday of each month, in the morning at Romsey Clinic and in the afternoon at Auckland Road Clinic. In addition, vaccinations and immunizations were carried out at several of the infant welfare sessions.

	<i>Vaccination.</i>	<i>Diphtheria.</i>	<i>Combined Wh. Cough and Diph.</i>
By General Practitioners	424	90	464
At Auckland Road Clinic	41	52	23
At Romsey Clinic ...	49	37	31
At Infant Welfare Clinics	179	25	23
	<u>693</u>	<u>204</u>	<u>541</u>
(1954)	(773)	(603)	(527)

56.8% of the children born this year were vaccinated.

***Child Guidance Clinic.***—5 Children were referred to this clinic in 1955 (1954—9).

***Speech Therapy.***—7 Children were referred for speech therapy in 1955 (1954—9).

***T.B. Dispensary.***—3 Patients were referred to this clinic in 1955 (1954—6).

***Routine Medical Inspections at Nursery Schools.***—During the year an Assistant Medical Officer carried out a number of routine medical inspections of children under five attending Nursery Schools. Numbers inspected 305 (1954—116).



### *Maternity and Child Welfare Dental Scheme.*

The following tables show the treatment provided for expectant and nursing mothers and young children during the year :

	Examined.			Needing treatment.	Treated.	Made Dentally Fit.
Expectant and Nursing mothers ... ..	...	...	...	92	92	92
*Children under five ... ..	...	...	...	163	163	163
	207					

\* This does not include children in attendance at nursery classes.

	Extractions.	Anaesthetics.		Fillings.	Scalings or Scaling and gum Treatment.	Silver Nitrate treatment.	Dressings.	Radio-graphs.	Dentures provided.	
		By Local.	By General.						Com-plete.	Partial.
Expectant and Nursing mothers ... ..	161	111	50	60	—	—	—	37	21	15
Children under five ... ..	70	70	—	134	—	136	—	—	—	—

In addition, 12 repairs to dentures were carried out for mothers.

The dental department has its own workshop for dentures and its own X-ray apparatus.

## VII. MISCELLANEOUS.

*Health Education.*—A small exhibition stand has been in constant use at schools and clinics throughout the year, giving information upon general health, dietetics and various aspects of the work of a public health department.

During the year coloured labels have been stuck on our outgoing mail drawing attention to various aspects of food hygiene.

Members of the medical, sanitary and nursing staffs gave 23 talks and lectures during the year to various groups, organisations and schools.

*Persons in need of Care and Attention.*—Section 47 of the National Assistance Act, 1948, provides for legal action to be taken by the Council in certain circumstances where it appears that persons in need of care and attention should be removed to more suitable premises. Two such cases arose during 1955.

The first was a woman aged 88 years who was aged, infirm and living in insanitary conditions. She was removed to hospital in February, 1955, and died two weeks later.

The second was a woman aged 86 years who was aged and living in insanitary conditions. She was also removed to hospital in February, 1955, where she still remains.

*Staff changes and activities.*—A new appointment of Deputy Chief Sanitary Inspector was made this year, and Mr. A. W. Perry commenced duty in this capacity on September 26th. The establishment of district inspectors was increased from four to five but, at the year end, the additional post had not been filled and two of the existing staff had left.

Miss M. Poyser replaced Miss Westrup as speech therapist and Mrs. Freed replaced Miss Marshall as senior clerk in the Maternity and Child Welfare Division. Miss A. M. Sparrow retired from the post of nurse at the Open Air School after thirty years' service.

Miss Guariento, Health Visitor and School Nurse, was appointed an examiner in health visiting subjects to the Royal Society of Health.

*Visitors to the Department.*—Visitors from overseas included Chief Charles Masanja from Tanganyika, Dr. M. Parmentier-Beloux from Paris, and Mr. D. L. B. Wickham, Commissioner of Local Government for British Guiana. Mr. Tan Poh Seong, Chief Health Inspector of Brunei, Borneo spent a fortnight in the department studying our public health methods. There were a number of other overseas visitors also.



Mrs. Bobath paid one of her regular visits to the Cerebral Palsy Unit to give advice on the employment of her particular methods of treatment and, shortly after, Dr. Wilson of the Ministry of Education also visited this Unit. Throughout the year the Cerebral Palsy Unit has attracted a great deal of attention, and there has been a constant stream of visitors from other authorities anxious to see how we deal with this problem in Cambridge.

Students (12 in all) from Homerton College and the Technical College came, as is usual each year, to study our Maternity and Child Welfare work.

*Ambulance Service.*—The ambulance service is provided by Cambridgeshire County Council, and the vehicles are stationed at a depot in Newmarket Road. There are 9 ambulances and 3 sitting case cars.

*Mass Radiography.*—The Mass Radiography Unit of the East Anglian Regional Hospital Board offered facilities for the examination of Cambridge citizens for a period in January and again in September. 3,720 persons were examined, including 17 school children and 31 members of school staffs. No survey of the general school population was done this year as an extensive survey had been carried out in 1954.

*University Veterinary Department.*—Arrangements were made at one of the slaughter-houses for lectures to veterinary students and the collection of specimens for teaching.