

Practical paper-making : a manual for paper-makers and owners and managers of paper mills, to which are appended useful tables, calculations, data, etc. / by George Clapperton. With illustrations reproduced from micro-photographs.

Contributors

Clapperton, George.

Publication/Creation

London : Crosby Lockwood and Son, 1894.

Persistent URL

<https://wellcomecollection.org/works/wagwbmny>

License and attribution

This work has been identified as being free of known restrictions under copyright law, including all related and neighbouring rights and is being made available under the Creative Commons, Public Domain Mark.

You can copy, modify, distribute and perform the work, even for commercial purposes, without asking permission.



Wellcome Collection
183 Euston Road
London NW1 2BE UK
T +44 (0)20 7611 8722
E library@wellcomecollection.org
<https://wellcomecollection.org>



80
£4

PRACTICAL PAPER-MAKING

Crown 8vo, 272 pages, with numerous Illustrations.
7s. 6d. cloth, post free.

THE ART OF PAPER-MAKING :

A PRACTICAL HANDBOOK OF THE MANUFACTURE OF PAPER
FROM RAGS, ESPARTO, STRAW, AND OTHER FIBROUS
MATERIALS, INCLUDING THE MANUFACTURE
OF PULP FROM WOOD FIBRE.

With a Description of the Machinery and Appliances used. To
which are added Details of Processes for Recovering Soda from
Waste Liquors.


BY ALEXANDER WATT,

Author of "The Art of Soap-Making," "The Art of Leather
Manufacture," etc.

"Succinct, lucid, and thoroughly practical."—*Paper Record*.

"In every respect a model of a text-book, either for a technical class, or
for the private student."—*Paper and Printing Trades Journal*.

London : CROSBY LOCKWOOD & SON, 7, Stationers' Hall Court, E.C.



Digitized by the Internet Archive
in 2018 with funding from
Wellcome Library

<https://archive.org/details/b29354389>

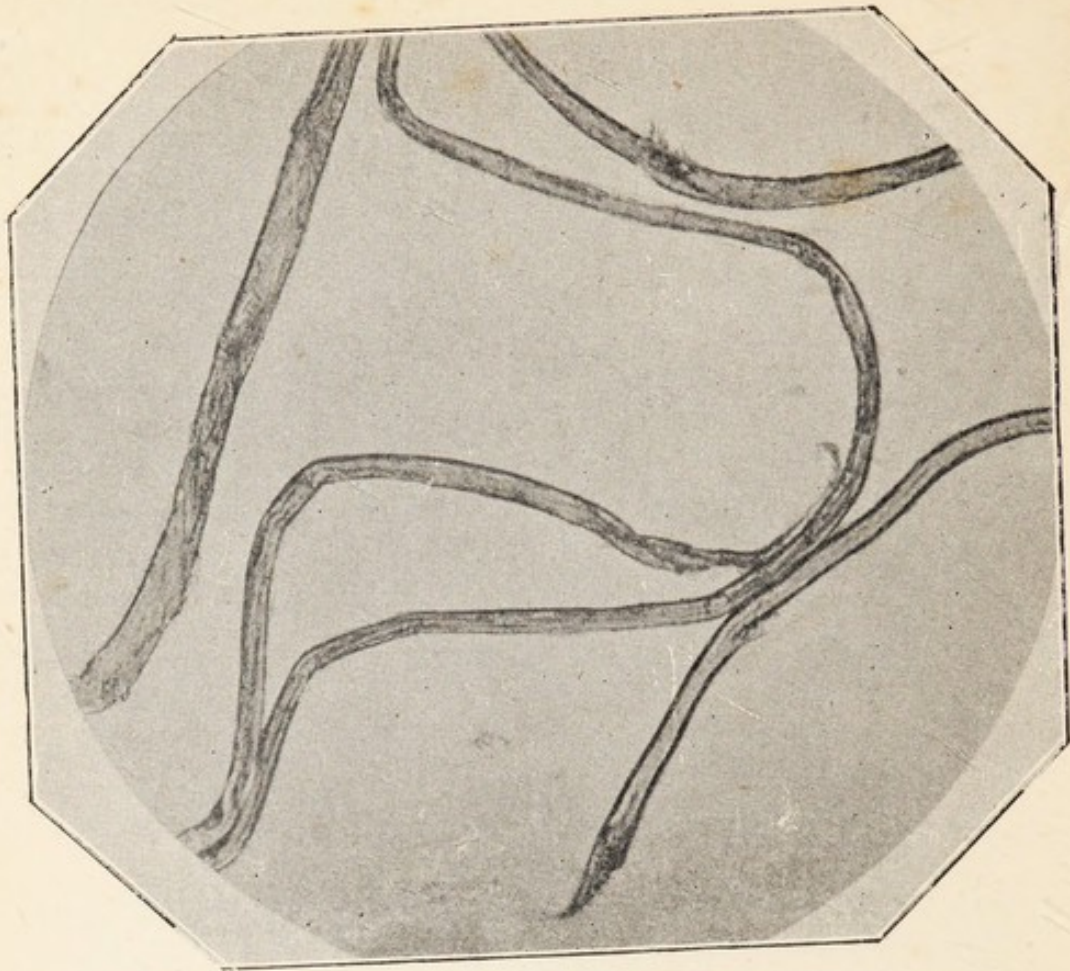


FIG. 1.—COTTON $\times 130$.

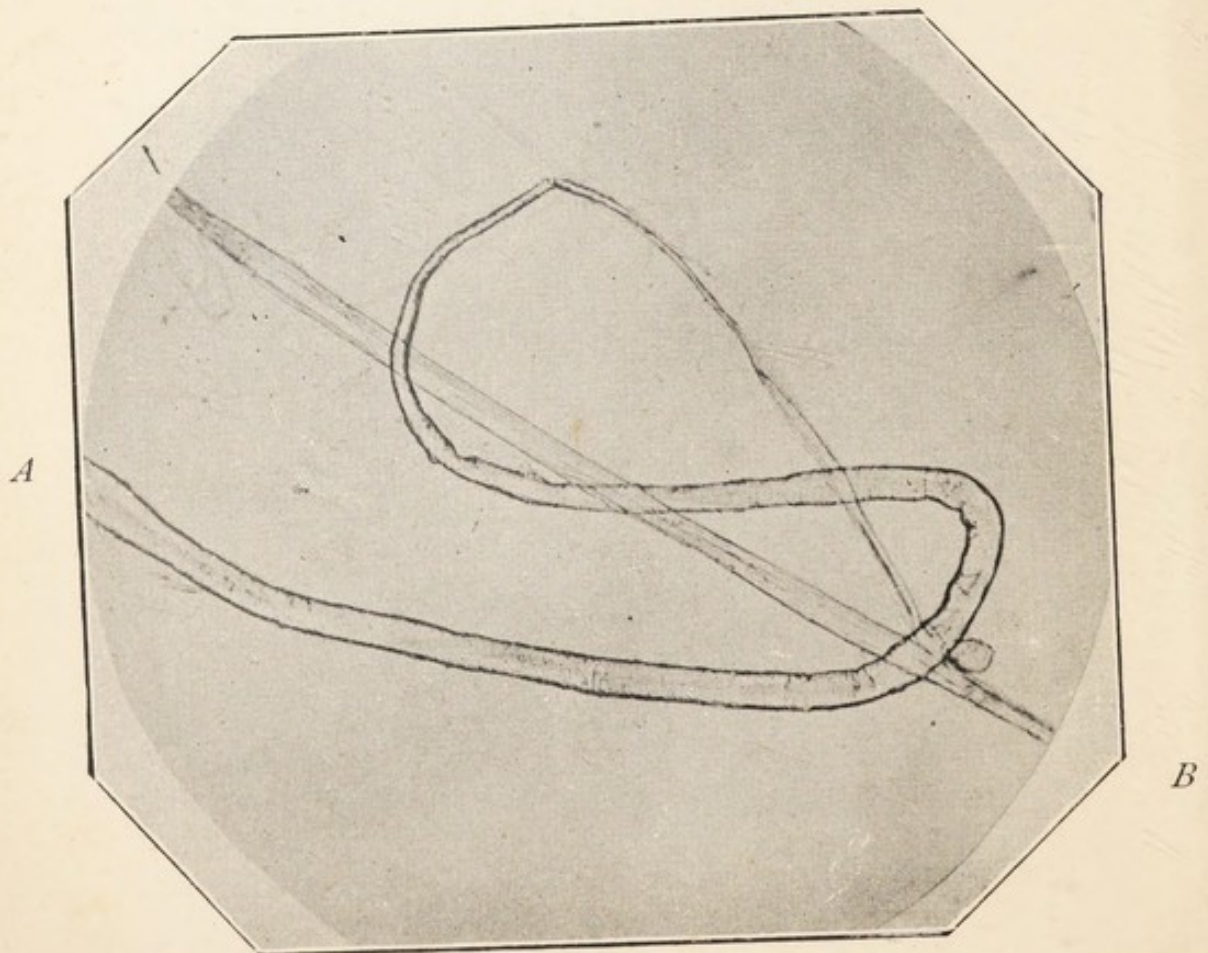


FIG. 2.—MANILLA (A) AND HEMP (B) $\times 130$.

J. Salmon

PRACTICAL PAPER-MAKING

*A MANUAL
FOR PAPER-MAKERS AND OWNERS AND
MANAGERS OF PAPER MILLS*

TO WHICH ARE APPENDED
USEFUL TABLES, CALCULATIONS, DATA, ETC.

BY
GEORGE CLAPPERTON
PAPER-MAKER

With Illustrations Reproduced from Micro-Photographs



LONDON
CROSBY LOCKWOOD AND SON
7, STATIONERS' HALL COURT, LUDGATE HILL

1894

Preservation &
Conservation

/ CLA

PREFACE.



THE Author is well aware that the subject of PRACTICAL PAPER-MAKING is one to which a much larger and fuller work than the present might have been devoted. He trusts, however, that this little volume, slight as is the treatment of most portions of the subject, will in some measure supply a need which he has himself felt for several years, and more especially during the first years of his apprenticeship—namely, the need of a work on Paper-making which, while not neglecting those teachings of theoretical and practical chemistry, the understanding of which is necessary for the successful and economic production of paper, should at the same time give due consideration to the practical working of the Paper Mill.

He is aware, also, that to carry out this plan, even on the unambitious scale of the present work, there

is required of an author intimate knowledge of the actual working of the mill, such as can only be obtained by years of practical work in the various departments. His own experience, he is able to say, having been such as should qualify him for the task he has here undertaken, he ventures to hope that many Paper-makers and Millowners will find in these pages knowledge and information of no little value, which has not hitherto been accessible in a similar form. To what extent the work answers his desires, his readers will be best able to judge.

Special attention may be invited to the illustrations of the Microscopical Examination of Paper and Paper-making Materials, which have been reproduced from micro-photographs.

In the APPENDIX will be found some useful Tables, Data, etc., compiled from various sources.

BLACKBURN, PENICUIK.

March 1894.

CONTENTS.

CHAPTER I.

CHEMICAL AND PHYSICAL CHARACTERISTICS OF VARIOUS FIBRES.

	PAGE
Cellulose: its Composition and Chemical Properties—Effect of Bleach—Of Atmosphere—Oxycellulose—Action of Solvents—Detection—Relation to Plants—Incrusting Substances. Cotton—Compound Celluloses—Pectocellulose—Lignocellulose—Adipocellulose—Isolation—Rags and Thread—“Bast” Fibres, Fibro-Vascular Bundles—Physical Features of Cotton, Linen, Hemp, Jute, Manilla, Esparto, Straw, Wood	1

CHAPTER II.

CUTTING AND BOILING OF RAGS.—JUTE BOILING AND BLEACHING.

Grading—Cutting Machine—Rationale of Boiling—Caustic Soda—Lime—Jute Boiling and Bleaching	8
---	---

CHAPTER III.

WET PICKING—WASHING, BREAKING, AND BLEACHING.—ELECTROLYTIC BLEACHING.—ANTICHLOR.

Wet Picking—Washing Drum—Management of Breaker, Plates, and Rolls—Weak Liquor—Bleaching Powder—Rationale of Bleaching—Effect of Steam, Sulphuric Acid, Alum, Acetic	
---	--

	PAGE
Acid—Jute, Reaction with Chlorine—Amount of Bleach for Various Qualities—Preparation of Bleaching Liquor—Apparatus—Lime Mud—Electrolytic Bleaching—Ozone Bleach—Hermete's Method—Bleaching and Draining Chests—Antichlor—Hyposulphite of Soda—Sulphite of Soda—Dangers from Excess—Test for Bleach	17

CHAPTER IV.

CELLULOSE FROM WOOD.—MECHANICAL WOOD PULP.

Composition of Wood—Classification of Processes—Mechanical Treatment—Alkali Processes—Watt and Burgess's—Effect of Caustic Solutions—Sulphite Processes—Ekman's—Partington's—Mitscherlich's—Sulphate Processes, Dahl's—Method Employed in Scotch Mill—Mechanical Wood-Preparation—Properties	31
--	----

CHAPTER V.

ESPARTO AND STRAW.

Percentage Composition—Nature and Combination of Cellulose—Dusting—Sorting—Effect of Caustic Solution, of Pressure, Boiling—Amount of Caustic Required—Concentration of Boiling Solution—Washing Under Pressure—Steepers—Potchers—Drum Washer—Loss in Washing—Bleaching Effect of Steam—Duration—Straw, Pressure and Strength of Boiling Solutions—Nature of Finished Pulp—Loss in Washing—Yield of Cellulose—Effect on Paper	40
---	----

CHAPTER VI.

BEATING.

Stuff for Bank, Loan, Chromo, and Litho Papers—Condition and Management of Plates and Rolls—Tempering the Stuff for Various Qualities—Marshall's Perfecting Engine—Intermediate Engines—Spanish Grass—Wood—Soft-sized Papers—Blottings—Construction of Beater. Forbes' Beater—Rusting	48
---	----

CHAPTER VII.

LOADING.—STARCH.—COLOURING MATTER.

	PAGE
Legitimate and Necessary Use—Selection of a Loading—China Clay, Preparation for the Engine—Effect on Paper—Loading Chromo and Plate Papers—"Pearl Hardening," Application—Properties—Barium Sulphate—Properties—Retention—Effect on Paper—Barium Chloride—Agalite, Nature and Properties—Retention—Starch, Properties—Application—Colour, Ultramarine—Carnation—Standard Samples—Alum Resisting Power—Fading in Chests and Engines—Amounts Necessary to Counteract Fading—Smalts—Iron—Aniline Colours, Greens	57

CHAPTER VIII.

RESIN SIZE AND SIZING.

Theories of Sizing—Proportions of Resin and Soda—Recipe for Neutral Sodium Resinate—Preparation—Test for Complete Saponification—Dilution for the Engine—White Size—Preparation—Effect of Beating on Sizing—Alum—Sulphates of Alumina—Solubility—Percentage of Alumina—Effect of Hard Water on Size—Neutralising Hardness in Water—Amount of Alum Consumed by Hard Water—Effect of Machine Drying Cylinders on Sizing—Caseine Sizing	66
--	----

CHAPTER IX.

THE FOURDRINIER MACHINE AND ITS MANAGEMENT.

Unequal Weight—Chests—Agitators—Knots—Stuff Pump—Sandtrap—Strainers—Working of Revolving Strainers—Strainer Plates—Knots—Breast-box—Deckles—Making Good Edges—Knees—Leathers—Apron—Slices—Wove—Laid—Speed—Dandy "Lifting"—Free and Long Stuff—
--

	PAGE
Soft and Fine Stuff—Sticking—Length of Wire—Pitch of Frame—Shake—Breast-roll—Pump Boxes—Slack Edges—Froth—"Bells"—Froth-killers—Cracks and Breaks—Named Dandies—Unequal Shrinkage—Brown's Patent Laid Dandy—"Blowing"—Wet and Dry Felts—"Cockling"—Altering Draws—Unsteady Wires—Making Webs—Breaking at Calenders—Changing Strainers—Putting on and Starting Wire—A Raised Seam—Putting on Coucher Jacket—Starting Calenders	79

CHAPTER X.

ANIMAL SIZING.—DRYING.

Extraction of Gelatine—Alum—Soap—Chests—Sizing Tub—Effect of Beating—"Peeling"—Envelope Papers—Use of Steam—Drying—Steam Heat—Fans—"Cockling"—"Spangling"—Speed of Drier—Loft Drying	123
--	-----

CHAPTER XI.

GLAZING AND BURNISHING.

Smoothing Rolls—Long <i>versus</i> Fine Stuff—Damper—Alkaline Soap—Super-Calender—Effect of Heat—Pressure—Wood and Straw Papers—Coloured Papers—Burnishing—Plate Glazing	132
--	-----

CHAPTER XII.

CUTTING.—FINISHING.

Revolving Angle and Square Cutter—Loading—Starting—Overloading—Circulars—Cross-cutting Knives—Feeding-Rolls—Tube-Rolls—Burnished Papers—Creasing—Tissue Papers—Squaring the Sheets—Double Draw—English Cutter—Starting New Knife—Circulars—Feeding-Rolls—"Dancer"—Lined Papers	138
--	-----

CHAPTER XIII.

MICROSCOPICAL EXAMINATION OF PAPER.

	PAGE
Use of Iodine—Apparatus—Standard Specimens—Objectives— Physical Characteristics—Cotton—Linen—Hemp—Manilla— Jute—Wood—Esparto—Straw—Mechanical Wood—Quan- titative Analysis—Mounting Standard Specimens	149

CHAPTER XIV.

TESTS FOR INGREDIENTS OF PAPER.

Animal Size—Alum—Starch—Chlorides—Engine Size—Mineral Substances	159
---	-----

CHAPTER XV.

RECOVERY OF SODA.

Incineration—Porion Roaster—Evaporator—Pan—Burning Off —Lixiviation—Tanks—Method of Working—Causticising— Chemical Action—Proportions of Soda and Lime—Plant— Method of Working—Test—Air Blast—Sodium Sulphide— Aluminate and Silicate—Effect of Sodium Bi-carbonate— Ferric Oxide Causticising Process—"Multiple Effects" Rationale—Yaryan System	164
--	-----

CHAPTER XVI.

*TESTING OF CHEMICALS.—TESTING WATER FOR
IMPURITIES.*

Caustic and Recovered Soda—Normal Sulphuric Acid—Actual Test—Examples—Grades of Commercial Caustic Soda— Electrolytic Manufacture—Alum—Antichlor—Preparation of Iodine Solution—Actual Test—Bleaching Powder—Arsenious Acid Solution—Actual Test—Weak Liquors—Lime Mud— Tables of Percentage of Caustic Soda and Alum—Testing Water	177
---	-----

APPENDIX.

	PAGE
Equivalent Weights and Sizes of Writing Papers	191
Equivalent Weights and Sizes of Printing Papers	192
Sizes of Book and Drawing Papers	192
Sizes of Cartridge Papers	193
Sizes of Lined Papers	193
Various Calculations relating to Weight of Reams and Webs	193
Data for Ascertaining the Number of Gallons of Caustic Liquor required to give the Number of Pounds of Na ₂ O necessary for a Boiling	194
Table showing the Strength of Bleaching Powder Solutions	195
Weights and Measures of the Metric System	196
French and English Thermometer Scales	197
Useful Data	197

LIST OF ILLUSTRATIONS.

PAPER-MAKING MATERIALS UNDER THE MICROSCOPE.

PLATE I. COTTON, MANILLA, AND HEMP	<i>Frontispiece.</i>
„ II. LINEN AND FLAX	<i>Facing page 6</i>
„ III. CHEMICAL WOOD AND MECHANICAL WOOD	„ 31
„ IV. ESPARTO AND STRAW	„ 40
„ V. CHEMICAL WOOD AND ESPARTO.—COTTON, LINEN, WOOD, AND ESPARTO	„ 149
„ VI. LINEN, COTTON, AND ESPARTO.—MANILLA AND COTTON	„ 152
„ VII. COTTON AND PEARL HARDENING.—CHINA CLAY	„ 157
„ VIII. PEARL HARDENING.—TERRA ALBA	„ 158

NOTE.—Plates I. to V. represent the various fibres in the state of half-stuff, while the illustrations on Plates VI. to VIII. are from the finished papers.

PRACTICAL PAPER-MAKING.



CHAPTER I.

CHEMICAL AND PHYSICAL CHARACTERISTICS OF VARIOUS FIBRES.

As the chemical and physical characteristics of the materials from which the paper-maker draws his supply determine to a marked degree the quality of the finished product, a thorough grasp of these characteristics is indispensable to all who aim at the production of the best possible results with the minimum of cost.

The percentage of cellulose—or, to use a term more readily understood by paper-makers, the amount of available paper-making material—varies with the plants from which it is obtained, and the treatment to which it is subjected in the process of freeing it from its combination with the non-cellulose or non-available material with which it is so intimately bound up.

The chemical formula for cellulose is $C_6H_{10}O_5$, which means that 6 equivalents of carbon, 10 of hydrogen,

and 5 of oxygen are united together to form the substance known by that name. These proportions are constant, though the physical characteristics may differ very widely, and it is of the first importance that great care be taken, in the different processes through which the raw material must pass, that none of the chemicals employed have the effect of changing its nature by adding to or taking from its constituents, thus giving rise to serious complications.

Cellulose which has been in contact with bleaching solution for a lengthened period, or even exposed to the action of air and light for any length of time, will be found to have lost much of its original strength and firmness, and in addition to have acquired properties that were wanting in its pure state. This change is due to the action of the atmospheric oxygen in entering into combination with the cellulose molecule to form what is technically known as the oxy-cellulose obtained by the action of a weak oxidising agent on cellulose.

The oxy-cellulose has the property of extracting basic colouring matters from their solutions and being permanently dyed by them, and further possesses an extraordinary affinity for vanadium compounds, uniting with them from solutions containing infinitesimal proportions.

Pure cellulose is insoluble in all simple solvents. A solution of cupric hydrate in ammonia alone acts on it, first causing it to swell up and finally dissolving it. The reaction with a solution of iodine in potassium

iodide is mostly used for its detection; but in order to render it effective it is necessary to employ a dehydrating agent, such as sulphuric acid, when the characteristic deep blue or violet colour will be produced.

Before the cellulose can be made available for the manufacture of paper, it must first be freed from its combination with the non-cellulose constituents with which it is united to form the plant structure.

Plants may be designated as an aggregation of fibres and cells bound together by gummy, resinous, and waxy substances, which have a function similar to that performed by lime in cementing and rendering durable the stones or bricks of which a house is built; and as the stones, in order to be used in the building of another house, would first have to be freed from the lime with which they were bound together in the previous structure, similarly the fibres and cells must be freed from all substances which, though indispensable to their existence in the plant life, would tend to impair their value as paper-making material.

Cotton differs from the other plants in this, that by the natural process of ripening the fibres are so freed as to yield a pure cellulose, which is available without the preliminary treatment which the compound celluloses must undergo. These compound celluloses are classed under the following heads:—

(1) *Pecto-celluloses*, so named because they yield pectic acid on the breaking up of their combination.

The flax plant may be taken as typical of the celluloses comprising this group.

(2) *Ligno-celluloses*, which owe the designation to their yielding non-cellulose or lignine as the result of their disintegration. Jute is the typical cellulose of this group, in which are included all the different forms of woody tissue.

(3) The third group exist in such a small proportion in paper-making materials, that, as compared with the preceding compound celluloses, they are of little importance. They are known by the name *adipo-celluloses*, and are so termed because on reduction they yield acids analogous to those obtained by the reduction of fats and cork tissue. This group embraces the cuticular tissue of such plants as straw, esparto, and cotton.

The problem, then, which presents itself to the practical paper-maker for solution is not simply to become acquainted with the physical features of the fibres he desires to use for the production of his paper, but to arrive at the most economical method by which he can best secure the liberation of such fibres in the form most suited to his particular purpose, while preserving as far as possible the original strength.

Such materials as rags and thread, which have already been subjected to retting, boiling, and bleaching by the textile manufacturer, require no very drastic treatment to render them suitable to the needs of the paper-maker, as they are already in a more or less pure state before coming to his hands.

It is for this reason, coupled with the physical characteristics of their fibres, that they are so much valued by him. It will be readily understood that it is with such materials as esparto, straw, and wood that the chief difficulties in the way of extracting the available cellulose exist.

In addition to the fact that esparto and straw have been subjected to no previous disintegration, there is another reason which renders them less valuable as a paper-making material. In the process of the building up of their plant structure the fibro-vascular bundles, from which the available fibres are obtained, are scattered irregularly throughout the main mass, and are more closely connected with the non-cellulose constituents than are the "bast" fibres of flax, hemp, and jute, the fibre bundles or "filaments" of which form a separate and cohesive tissue, and are thus more easily freed from the surrounding non-available material.

Before taking up the different processes through which the materials are passed, in order to render them fit for the production of paper, a glance at the physical features of the various fibres will be of material assistance in enabling the paper-maker to obtain a knowledge of the conditions best suited to their successful treatment.

The ultimate fibres of the cotton plant consist, as before stated, of pure cellulose, and on examination under the microscope will appear as long, flattened

tubes always more or less twisted upon themselves. The side walls are rough and granulated, which is most easily seen when dry. They are strong and flexible, and suited for the production of the finest qualities of paper, though from the spongy nature of the fibre the finished sheet is less hard than that made from linen. When the tubular form of the fibres is borne in mind, it will be at once understood why the colouring matter is so difficult to remove from coloured cotton rags. (See Plate I., *Frontispiece*, fig. 1.)

Linen, the fibre of the flax plant, is, like cotton, tubular, but the side walls are much thicker, the central canal is smaller, and, consequently, the fibre is harder and less spongy. (See Plate II., figs. 3 and 4.)

Papers made from linen rags are hard, strong, and firm to handle. The fibres obtained from ropes and bags are mostly hemp, and are somewhat like linen, but much more coarse and harsh; as they are seldom completely freed from the incrusting matters they require to be boiled with a larger percentage of caustic.

Jute fibres are strong but very difficult to bleach white, and, indeed, if subjected to such treatment as will dissolve all the extraneous matter, and reduce to ultimate fibres, their original strength is much impaired.

Manilla hemp yields strong fibres, easily detached, but, like jute, somewhat difficult to bleach white. (See Plate I., *Frontispiece*, fig. 2.)

The ultimate fibres of esparto are short, smooth, and tubular, but in some places the central canal is

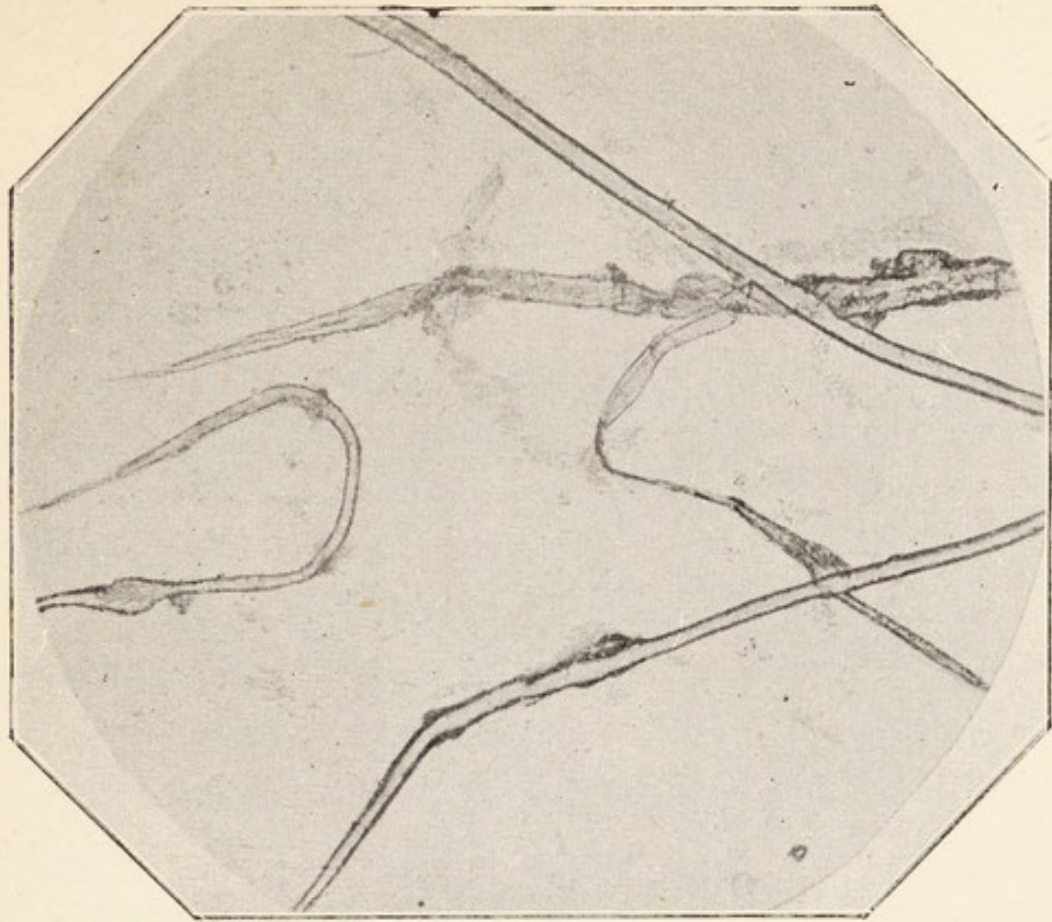


FIG. 3.—LINEN $\times 130$.

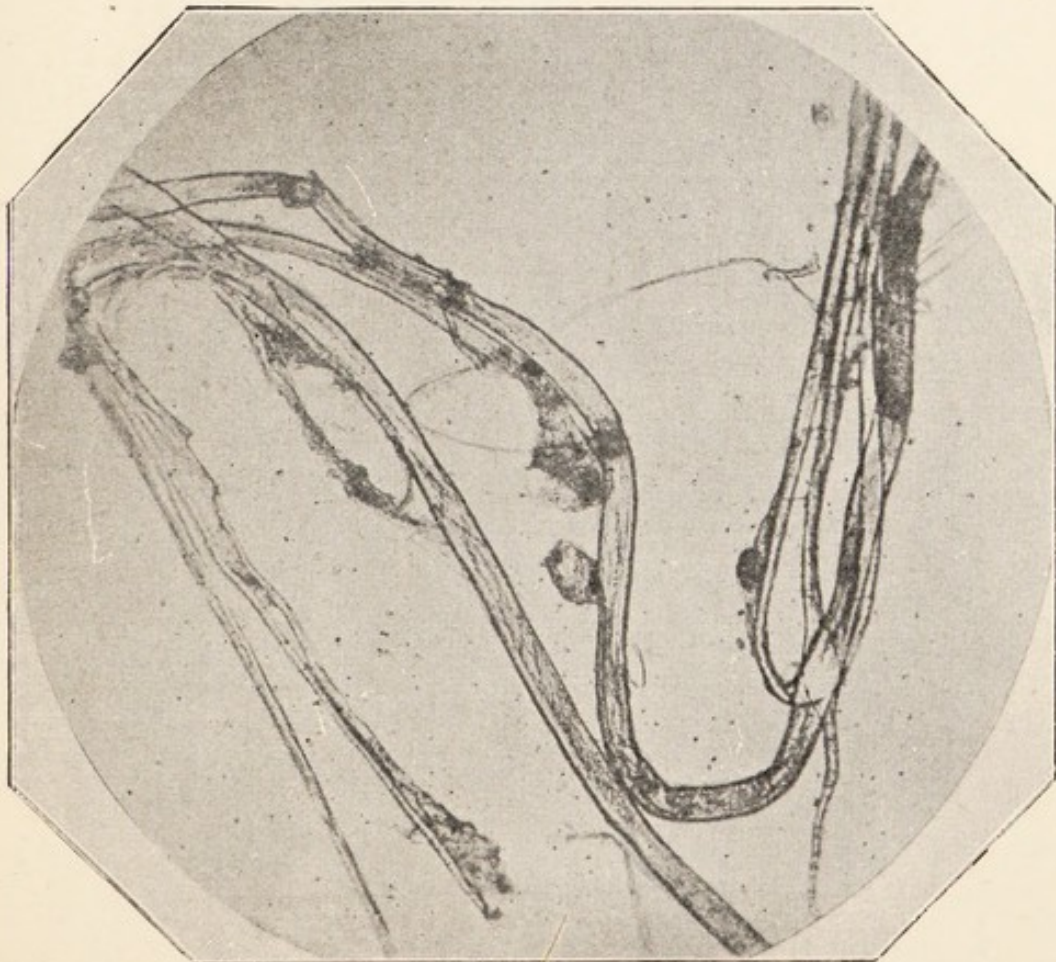


FIG. 4.—FLAX $\times 130$.

completely hidden by the thickening of the side walls. (See Plate IV., fig. 7.)

Straw fibres are very similar in appearance to esparto, but they are shorter and more highly polished, thus tending to make their felting power much less, and rendering paper made from them very brittle. (See Plate IV., fig. 8.)

Wood fibres vary with the different species from which they are obtained and the methods used to isolate them. Pine wood is capable of yielding long, soft, transparent, flexible fibres, well suited to the production of strong well-felted papers. Ash and similar trees yield short, hard fibres, possessed of no great felting properties. (See Plate III., fig. 5.)

CHAPTER II.

CUTTING AND BOILING OF RAGS.—JUTE BOILING AND BLEACHING.

Grading of Rags.—As the quality of the finished paper is dependent on the successful carrying out of the different processes through which the stock must pass, it is indispensable to the production of a uniform and satisfactory result that the greatest care be taken in each department to ensure the intelligent application of the principles on which each process depends.

Nowhere would a neglect of the requirement of each particular class be more disastrous than in the rag room, which may not inaptly be termed the birthplace of the varied qualities of beautiful papers which are met with in the market.

Carelessness in the regulations of the standard of each particular grade of rags cannot fail to lead to mischievous results, as in such circumstances the stock may at one time be above the usual quality intended for the paper made, and, at another, much inferior; and yet with such manifest defects the paper produced

is expected "to be equal to last making in every respect."

The only remedy for such a state of matters, which is not an uncommon one, is that the official in charge of the department should insist that the cutters and sorters give the necessary attention to the strength and cleanliness recognised as the standard of each grade. If this be done consistently and intelligently, it will soon make itself known in the smoothness with which the subsequent processes will go forward, and in uniformity in the purity, strength, and shade of the paper made which will far more than repay the extra time and care involved.

Rag-cutting.—Though the rag-cutting machine has been much improved of late years, it cannot be said to have superseded cutting by hand, especially for the better qualities of paper.

As will be readily understood, the rags in being cut by the machine come far less under the supervision of the women whose duty it is to grade the different qualities used in the mill; and this, together with the fact that in the tearing and cutting on the machine much of the best of the fibres is damaged, presents a serious drawback to its adoption.

In cutting strong, coarse material, such as canvas and bagging, these defects do not exist to the same extent, and, though they did, would be of less importance; consequently it is more suited to that class of stock,

When the rags are run straight from the cutter into the dusting-machine, as is often the case, the carrying felt should be long enough to admit of standing room for sorters on either side, so that any extraneous material, such as wool, silk, etc., which may have escaped detection when feeding in the rags, may be removed, and thus prevented from finding its way into the boilers and, it may be, into the finished paper.

Rag Boiling.—The object in subjecting rags, or other paper-making material, to the process of boiling is that the reducing action of the water, aided by the temperature and pressure employed, may break up the combination of the cellulose with non-available substances.

Caustic soda is the chemical usually employed to render this action more thorough, and to ensure the complete removal of all the incrusting substances which by their presence tend to render the subsequent bleaching process much less effective, and to otherwise impair the value of the material.

Rags, which have already been subjected to such a process before coming into the hands of the paper-maker, require to be treated with a much smaller amount of caustic compared with such raw materials as esparto and straw. In the case of rags, the function of the soda is to remove the size, which is often applied to the fabric, together with any dirt which may have become attached to the interstices of the material

in its journey from the textile factory to the rag store, and also to destroy, as far as possible, any colouring matter and render it more susceptible to the action of the bleaching solution. Caustic soda has, in addition, the effect of softening the fibres, thus rendering them more flexible.

As the feel and look of a paper depend quite as much on the elasticity and complete freedom from all incrusting matters of the original fibres, as upon the treatment they receive in the subsequent operations of breaking and beating, it becomes at once apparent that what at first sight seems a very simple matter—namely, the determination of the amount of caustic soda most suitable for each material—is in reality a somewhat difficult problem, and one which requires much greater consideration than is usually given to it.

The physical nature and condition of some rags may be such as to render them quite inert, and of little felting power, should they be boiled with the amount of caustic necessary to the production of a good colour when bleached. The wisdom of continuing to use such materials, even though obtained at a comparatively low price, is, to say the least, very questionable.

Some rags, again, which from the standard of cleanliness may not require a large proportion of soda, will often be found to be greatly improved by using a little extra per hundredweight, especially when the

fibres are harsh. The softening which is thus obtained will make itself apparent in producing a closer and more evenly felted sheet.

With regard to the economy of using low quality rags for papers in which a good colour is indispensable, it has been shown, as the result of very exhaustive experiments carried out by Messrs. Würster and Zugler, that bleached half-stuff from cheap rags is in the end much more costly than that obtained from the better qualities, notwithstanding the great difference in the price. As much as 18 per cent. of loss was found in the boiling and washing of such materials.

Some paper-makers prefer to boil their stock with lime, in place of caustic soda, and this is especially the case in America. For the better qualities of paper, however, its use is attended with very serious drawbacks. A larger proportion of lime than is actually necessary to reduce the stock must always be used, and as this excess must be properly washed out of the rags before bleaching, both time and water are thus consumed.

Gritty matters, such as sand and coal-dust, are invariably present, even in the best qualities of lime, and these are apt to become fixed in the fibres in such a way as to render their complete removal a matter of some difficulty.

Lime, as is well known, is but sparingly soluble in cold water, and still less so when the water is heated. One part of lime requires seven hundred parts of cold

water to dissolve it, and fifteen hundred parts when the temperature is raised to boiling point.

During the boiling process, however, a much larger quantity is dissolved than would appear possible at first sight. As the dissolved lime enters into combination with the non-cellulose portion of the stock, the water becomes capable of dissolving a further quantity, and so the dissolving action is repeated until all the fatty and resinous matters have entered into combination with the lime.

In preparing coarse, dirty stock, such as jute and the lower grades of flax, in the subsequent application of which a high degree of cleanliness is not of the first importance, lime may be used with advantage, both on account of its cheapness and its reducing qualities.

In selecting a lime to boil with, it should be borne in mind that grades showing the same percentage of actual lime do not always produce a uniform result in treating the stock. Lime which is light to handle, of a uniformly white colour, and which slacks easily, seems to possess greater reducing power than a dull-coloured, heavy lime, as less of it is required for boiling, and the pulp produced has a softer feel.

Caustic lime when exposed to the atmosphere quickly absorbs carbonic acid, and the carbonate of lime thus formed, in addition to possessing no boiling power, is very liable to cause serious complications in the subsequent operations by adhering to the fibres even after much washing, and is frequently the source of the spots

which at times appear so unaccountably on the machine wire.

Stationary boilers are very suitable for the finer grades of cotton and linen rags, but for coarse, dirty stock the rotary action of the revolving boiler is of advantage, as the shaking thus given to the stock has the effect of loosening the dirt. For this reason it is usually employed for such materials. It is an additional advantage if the boiler can be fitted with a system of pulleys, which will enable the revolving action to be quickened during the washing which follows the running off of the spent liquor.

Jute Boiling and Bleaching.—Jute is a material which, on account of its strength and cheapness, would receive much more extensive application in the manufacture of paper were it not for the almost insurmountable difficulties which lie in the way of producing from it, at a reasonable cost, a pulp of sufficient whiteness to be used in the making of fine papers.

The chief difficulty in bleaching lies in the fact that, unless the boiling process has been conducted so as to ensure that all the incrusting matters have been dissolved, the amount of chlorine consumed before these incrusting substances can be effectively bleached more than counterbalances the low price of the raw material. Apart from the cost of bleaching, the use of such a large amount of chlorine tends to impair the strength of the fibres.

The methods of boiling and bleaching jute vary with the particular requirements for the papers to be produced ; but in mills using a considerable quantity, lime is, on account of its cheapness, generally employed to effect the separation of the non-cellulose substances.

Very good results are said to be obtained by boiling the jute with lime, under pressure, and then allowing it to stand, loosely stacked, in contact with the excess of lime that has been used in boiling.

After standing for some time the jute is washed and again boiled, this time with soda-ash under atmospheric pressure. The bleaching is conducted in the usual way by means of the bleaching powder solution ; but instead of running in the amount necessary at one time, it is run in in small quantities, and before each supply is added the contents of the engine are tested by potassium iodide and starch papers, to ensure that all the chlorine has acted on the incrusting substances. In this way the fibres are said to be better preserved in their original strength.

In continental mills, where the old method of gas bleaching is still in vogue, jute is sometimes subjected to a preliminary bleaching by means of chlorine gas, before being bleached by the bleaching powder solution. The following method is said to produce a very satisfactory pulp.

The jute is boiled with a solution of milk of lime, at a pressure of about twenty-two pounds per square inch, for ten to twelve hours, the weight of lime used being

about 15 per cent., calculated on the raw material. After draining and washing the boiled jute is passed through a centrifugal machine and so freed from moisture as to be readily acted on by the chlorine gas, which is the next feature of the process.

The chlorine gas is prepared in the usual way from hydrochloric acid and black oxide of manganese, and great care is taken that none of the hydrochloric acid finds its way into the bleaching chamber, otherwise the pulp would be rendered less strong. The jute is stacked in such a way as to be readily permeated by the gaseous chlorine, and is allowed to remain under its influence until the colour of a sample drawn out shows that it is about three-quarters bleached.

After lifting, the partially bleached jute is washed in the potcher with water containing a 1 per cent. solution of ammonia soda, which serves to dissolve the yellow chlorine compound that has been formed by the action of the gas on the incrusting substances. This washing completed, the stack is bleached in the usual manner with from 6 to 8 per cent. of bleaching powder solution. The amount of time and handling necessary for such a method as that described would lead to the supposition that it is very doubtful if, in the end, such methods pay.

CHAPTER III.

WET PICKING. — WASHING, BREAKING, AND BLEACHING. — ELECTROLYTIC BLEACHING. — ANTICHLOR.

Wet Picking.—It is the practice in most mills to subject the boiled rags to another overhauling, or “wet picking,” as it is usually termed. The idea of this is to insure the removal of any buttons, pieces of india-rubber, or other unsuitable materials which may have been overlooked in the rag-house, or have become apparent through the action of the soda, before the treatment in the washing engine renders their detection and removal so difficult as to be almost impossible.

Washing, Breaking, and Bleaching.—These three operations are usually conducted in the same engine. The washing is generally accomplished by means of a drum washer, which is perhaps the most effective and time-saving method that has as yet been adopted for rags. The clear water should be run in so that it may mix with the rags before they come under the

roll, and the drum should be placed so that it may rest on the rags just as they have rounded the end of the midfeather on the return journey. This is not so near the roll as to run the risk of lifting the finest fibres brought to the surface by the agitation, nor yet so far from it as to allow the dirt to settle down on the rags again.

The way in which the washing is conducted determines, within certain limits, the percentage of loss caused by the finest fibres passing away with the washing water through the meshes of the wire covering of the drum. Until the dirt has been freed from the interstices of the rags the roll should simply brush them, and thus by opening them up assist the water in carrying the dirt away. If the roll be put down to a hard grip before the dirt has been loosened it is almost impossible to wash them clean; and further, it has the effect of making the stuff short and free, or fast, as some prefer to call it, thus in a large degree impairing the strength.

There are two conditions indispensable to the production of strong, flexible, clean half-stuff—namely, dull tackle and plenty of time. To obtain a rag at its full strength, the breaking must not be carried further than is necessary to break up the fabric. When that is accomplished the roll should simply brush out the half-stuff, so that it may be strengthened by the milling, and yet kept as long as possible consistent with being “out of the rag.” This can only be ob-

tained by having blunt plates and rolls. The bars in the plate are usually tapered away to one-eighth of an inch.

If the roll or the plate be too sharp, or too quickly brought together, the fibres, instead of being drawn out, will be cut, and rendered so free that they will not soften, even when allowed to mill for five or six hours. Thread and strong rags cut with the rag-cutting machine are very liable to gather into lumps before the roll, and to enable them to travel they have to be gripped more firmly at first than would otherwise be the case. When they have begun to travel the roll should be raised to a pitch which will not reduce them too much.

When the colour of the water leaving the drum shows that the dirt or colouring matter is well washed out, a good plan is to allow the drainings from the bleaching-house tanks to run on the rags for some time, still keeping the drum in action. When not used for this purpose the drainings may, with advantage, be used to dissolve fresh quantities of bleaching powder. When the dirt or colouring matter has been completely washed out, the drum should be raised and the bleaching solution run in. If it should happen that the bleach is added before the washing is completed, the dirt will become fixed on the fibres in such a way that no subsequent washing will serve to take it out.

Bleaching powder, or chloride of lime, is made by

saturating slaked lime with chlorine gas. When the compound thus obtained is dissolved in water, bleaching liquor, consisting of chloride and hypochlorite of lime, is formed, while the calcium hydrate is left as the lime mud. Chlorine gas in the dry state possesses no bleaching properties, but in the presence of moisture it decomposes the water, taking up the hydrogen to form hydrochloric acid and liberating the oxygen.

The oxygen thus set free has powerful oxidising properties, which are rendered the more active from its being in what is technically known as the nascent state. It attacks the vegetable colouring matters, and by destroying them imparts the white shade characteristic of bleached stock.

The old method of gas bleaching depends on this direct action of the chlorine gas when brought into contact with the wet half-stuff. Unless under exceptional circumstances, bleaching powder has quite superseded the gas-bleaching method.

This is due to the facility with which it can be applied, as well as to the increased yield of pulp; a much larger proportion being attacked and destroyed by the chlorine gas than is the case when the less drastic action of the hypochlorous acid of the bleaching solution is employed.

When the materials to be bleached are more than usually dirty or high-coloured, heat is often used to assist the action of the bleach in producing a good colour. Great care must be taken to see that the

temperature does not exceed 90° Fahr., otherwise the stuff will be shortened, and the colour obtained will go back, especially if allowed to lie for any length of time before using.

Another method of obtaining a good colour is to add to the stock, while in contact with the bleaching solution, an agent which will, by decomposing the bleach, render it more effective. Sulphuric acid is often employed to do this, and, within certain limits, it has the desired effect. Its use is, however, attended with the serious drawback that if it be added in excess chlorine will be liberated. This chlorine attacks the fibres and weakens them. When only a small quantity of sulphuric acid acts on the bleaching solution, hypochlorous acid is liberated.

Hypochlorous acid is decomposed and yields its oxygen very easily, and in so doing is reduced to hydrochloric acid, which acts less injuriously on the fibres than chlorine.

Sulphate of alumina may be used with better results in preserving the strength of the fibres, probably due to the fact that the action being less violent there is less tendency to liberate the chlorine.

Professor Lunge uses acetic acid to gain the same end, and he claims that there is no impairing of the strength of the fibres as is the case when chlorine is liberated, or even when the hydrochloric acid, which is formed from the decomposed hypochlorous acid, remains in contact with the stock. On adding acetic

acid to the engine, the bleaching solution is decomposed with the formation of hypochlorous acid and acetate of lime.

The hypochlorous acid gives off its oxygen, becoming reduced to hydrochloric acid, which in the presence of the acetate of lime immediately acts on it, regenerating acetic acid and calcium chloride. It will thus be seen that only a very small quantity of acetic acid need be used, owing to its continuous regeneration.

Another feature of importance is that the hydrochloric acid does not remain long enough among the stock in the free state to do the fibres any injury. In the case of rags, which have been imperfectly washed and thus retain a large proportion of alkali, it is recommended that a less expensive acid, such as sulphuric, be used to neutralise the alkali before adding the acetic acid.

In bleaching rags containing even a small proportion of jute, no auxiliary agent which has the effect of liberating chlorine should be used. If jute be treated with chlorine a characteristic yellow compound will be formed, and it is the formation of this yellow body which is the cause of the fading in the colour of jute containing stock when such agents as sulphuric acid or sulphate of alumina are used to assist in bringing up the colour.

Dr. Lunge claims that acetic acid may be added to the engine before the bleach is run in; but with the other agents the best results are obtained by adding

them to the pulp after the bleaching solution has become somewhat exhausted.

When using steam it is better to allow the bleach to become thoroughly mixed before heating it. The amount of bleach required to give a good colour varies with the quantity of dirt or colouring matter to be destroyed, and the treatment which the material has received in the boiler. Imperfectly boiled stock always consumes a much larger proportion before coming to a good colour.

Clean cotton and linen rags will require from 1 to 2 per cent., calculated on the dry bleaching powder, while the coarser grades will require 5 to 6 per cent. The addition of a little alumina or sulphuric acid to the better grades of cotton and linen rags has the effect of killing the black threads often present.

It is very important that the bleaching solution be maintained at a uniform strength, otherwise the colour will not be regular in shade. A solution which stands 6° Twaddle contains about half a pound of bleaching powder to each gallon. Bleaching powder seldom contains more than about 35 per cent. available chlorine, which is equivalent to saying that only 35 per cent. of the weight of the powder dissolved has the power of bleaching the stock.

Owing to the amount of calcium chlorate present in some bleaching powders, the available chlorine does not exceed 25 to 28 per cent. Calcium chlorate possesses no bleaching power, and even in the best grades

of bleaching powder the lime mud often retains a considerable amount of chlorine. In storing the powder prior to dissolving, it should be kept as cool as possible, as it is very liable to be decomposed with the formation of unavailable calcium chlorate if the surrounding atmosphere is heated.

The most suitable vessel in which to conduct the extraction of the chlorine is a circular iron tank fitted with a mechanical agitator, so as to insure that all the powder may come into contact with the water. As chlorine is so liable to be decomposed by the action of light, the vessels should be fitted with a covering so as to exclude it as much as possible. A convenient size of mixer is one which will contain about 7 cwts. of bleaching powder and 900 gallons of water.

The agitation should be kept up for at least two hours, and the time allowed for settling should not be less than seven or eight hours, as a muddy solution is much less active than one which is clear, besides leaving a deposit of lime on the fibres, which is liable to cause unevenness in the subsequent sizing operation, and to cause the spots which, at times, are such a nuisance in the machine wire.

After the first liquor has been run off, the tank should be filled up again with water or weak liquor drained from the bleaching house tanks, and the agitation and settling conducted as with the first extraction. A third liquor may be taken off and used

either for bleaching or for extracting a fresh supply of bleaching powder. A sufficient number of mixers should be used as to admit of running off a first and a second liquor together, and a third also, if it is to be used for bleaching, otherwise the strength of the solution as used at the potcher will not be uniform.

By draining the lime mud and using the liquor thus extracted, either to dissolve fresh powder or to mix with the bleaching solution, if it be sufficiently clean and of uniform strength, a very considerable amount of bleaching powder may be saved, especially in mills where the consumption is a large one.

Electrolytic Bleaching.—Within the last few years a great many experiments have been tried, with a view to superseding the expensive bleaching powder, by making use of the electric current to set free the oxygen contained in water, and thus make it available for bleaching purposes. It is well known that the oxygen generated from water by electrolysis has the power of decomposing colouring matters. The chief difficulty in the way of using the oxygen thus liberated lies in the fact that, though the incrusting matters are certainly removed from the fibres, they are liable to assume a brown colour on entering into combination with the oxygen. This brown colour can only be removed by using chlorine to decompose and bleach it.

Another method of bleaching without the use of chlorine, which, however, is still in the experimental

stage, consists in treating the stock with ozone, or, as it may be termed, "active oxygen." When an electric spark is passed through a jar containing air, it is found that the oxygen present has acquired much stronger oxidising properties. The oxygen which has undergone this change has been named ozone, and possesses much more effective bleaching power than ordinary oxygen.

In bleaching with this agent the oxygen, which has been in contact with the electric sparks, and thus contains a larger proportion of ozone, is led by a pipe to the bottom of the vat in which the stock to be bleached is placed. In its upward passage through the stock this ozonised oxygen is said to destroy the colouring matters so effectively that its advocates claim it to be 70 per cent. cheaper than the use of bleaching powder.

In another class of processes the electric current is made use of to render cheap chlorine compounds, such as chloride of magnesia, available for bleaching purposes by liberating the chlorine contained in them. The process which has, by reason of its practical application, claimed most attention from paper-makers is that of M. Hermite. The bleaching solution used in this method is obtained by decomposing a 5 per cent. solution of magnesium chloride by means of an electric current.

As the decomposition proceeds, magnesium and hydrogen are given off at the negative pole, while the

chlorine and oxygen go to the positive. The chlorine takes up the oxygen to form hypochloric acid, which is in turn decomposed with the formation of chlorous and chloric acids. As these acids yield their oxygen to bleach the stock, magnesium chloride is again formed and again decomposed as before, thus making the process continuous.

The loss in chemicals is made up by the addition of fresh quantities of the magnesium chloride. The bleaching solution prepared in this way is said to possess greater bleaching properties than a solution of bleaching powder containing the same percentage of available chlorine.

It is the practice in some mills to run the bleached stock into large chests fitted with perforated bottoms, through which the weak liquor is allowed to drain. In mills where a large stock is kept the rags may lie in the bleaching-house for weeks, and while it is quite true that the colour will come up, owing to the action of the sunlight in decomposing the chlorine compounds remaining in the stock, yet, if the exposure be too long, the colour will go back, and in addition the rags will become tender, owing to the formation of the oxy-cellulose by the action of the oxygen of the air in the presence of light.

This tendering and fading will be more apparent if auxiliary agents, such as sulphuric acid or sulphate of alumina, have been used in bleaching; and stock which has lain for a considerable time, especially if

sulphuric acid has been used, will often be found to have taken on a pinky tinge.

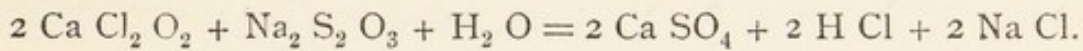
These drawbacks to the use of a bleaching-house have led some paper-makers to discard it altogether, and to run the rags straight from the breaking engine, in which the bleaching has been conducted, to the beater.

When this is done more bleach is required to give the same degree of whiteness, and owing to the presence of an increased amount of bleach in the undrained rags, a larger quantity of antichlor is rendered necessary to neutralise the chlorine than is the case when they have been allowed to drain in the bleaching house tanks. The ordinary grades of cotton and linen rags will be found to be at their best, both as regards whiteness and strength, after having lain for twenty-four hours in the bleaching house.

Antichlor.—Whether the stock has lain in the bleaching-house or has come direct from the washer, it retains chlorine to such an extent that the latter must be neutralised; otherwise its presence will act injuriously on the fibres, besides seriously complicating the reactions on which the sizing process depends for its efficacy.

The two forms of neutralising agents, or “antichlors,” as they are termed, most commonly used are hypsulphite of soda and sulphite of soda. When hypsulphite of soda is employed, the reaction which

takes place may be represented by the following equation:—

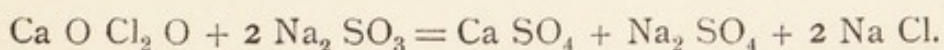


which shows that the bleaching solution remaining in the pulp is decomposed with the formation of calcium sulphate, sodium chloride, and hydrochloric acid.

The formation of the last-named constitutes a drawback to the use of this agent, as, apart from its injurious action on the pulp, the acid tends to eat into the machine wire and so shorten its life. This latter action, however, is not so injurious as is commonly supposed, as the writer knows a machine the wires on which, though carrying nothing but rag stuff treated with the hyposulphite, run for thirteen and even fourteen weeks.

When using it great care must be taken to avoid an excess, as, though not generally suspected, the reason why so many photographs become stained and spotted, even when not exposed to the action of light and air, is that an excess of hyposulphite of soda has been used in the engine, the presence of which in the cardboard used for mounting has caused the discoloration.

A glance at the following equation will show that when sulphite of sodium is used none of the resulting compounds will have any injurious effect either on the paper or the wire:—



Should an excess of sulphite of soda be used in the

making of photograph mounts, it is asserted that no bad results will ensue, and the same applies to all colouring or toning. These reasons have led many paper-makers to adopt it in preference to the hyposulphite. It should be borne in mind, however, that it takes about four parts of the sulphite to do the work done by one part of the hyposulphite.

When using rags the best plan to ensure the complete neutralisation of the chlorine, without using an excess of antichlor, is to supply the beater-man with a bottle of potassium iodide and starch solution, with instructions to put in one-half of the usual amount of antichlor while running in the water, and after the rags are furnished, gradually to add the remaining half until the blue stain produced on the addition of a drop of the testing solution to the pulp has grown faint and finally disappeared. To make this test satisfactory it should be performed before the addition of the alum, otherwise it is not so much to be depended upon.

No doubt all this attention means extra work for the beater-man, but there are few beater-men who, if the foreman will but spare the time to explain what the neglect of the precautions may lead to, will not gladly give the attention necessary. Such care will not only ensure satisfaction to the purchaser, but will also save the beater-man a considerable amount of trouble, in giving a more uniform shade, and guarding against the unaccountable rises and falls in colour which are of so frequent occurrence in some mills.

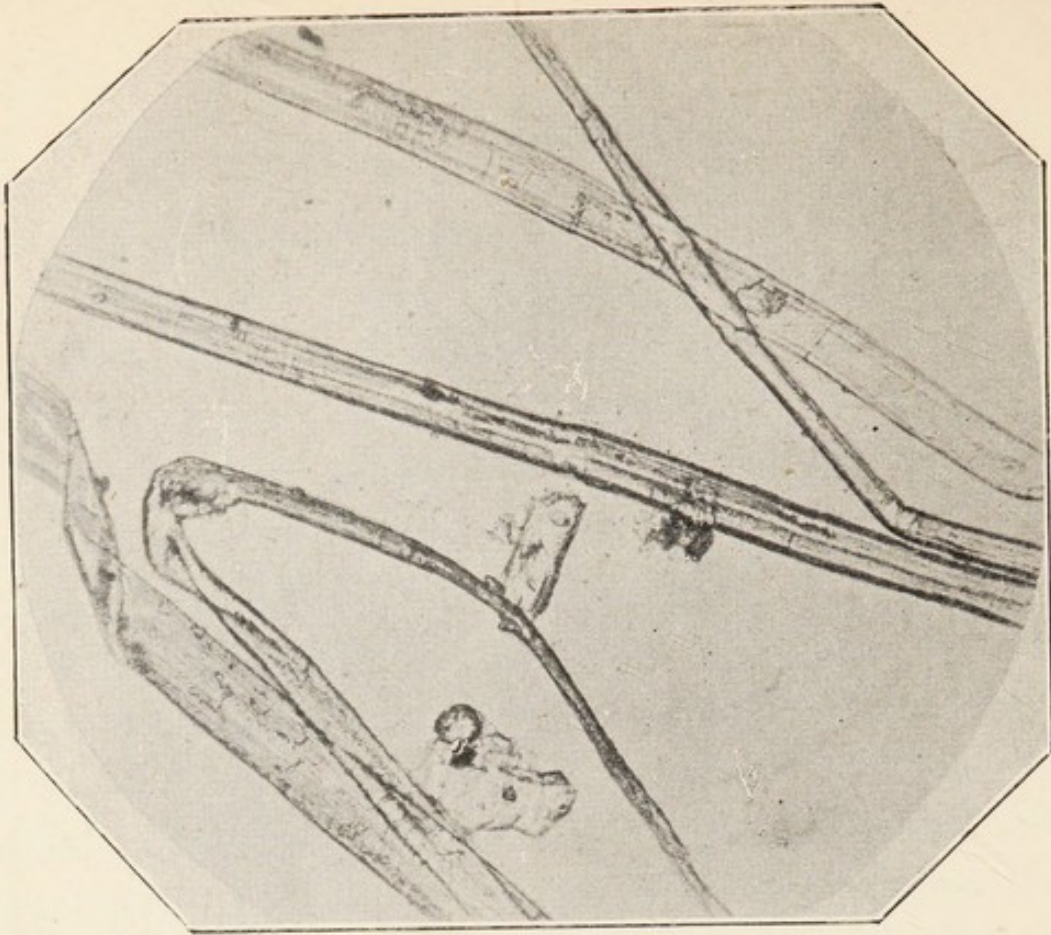


FIG. 5.—CHEMICAL WOOD $\times 130$.

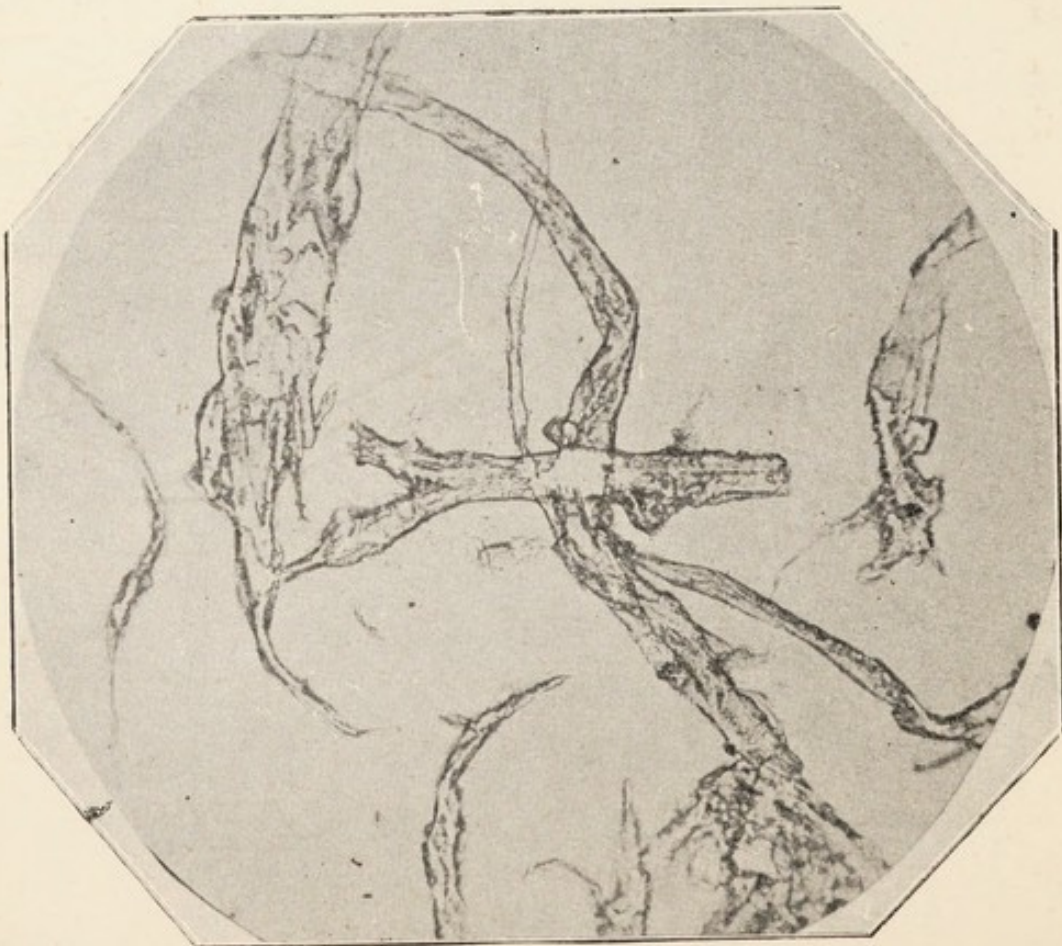


FIG. 6.—MECHANICAL WOOD $\times 130$.

[To face page 31.]

CHAPTER IV.

CELLULOSE FROM WOOD.—MECHANICAL WOOD PULP.

Cellulose from Wood.—Comparatively few paper-makers in this country prepare their own wood pulp, most of the supply being obtained from the Swedish and Norwegian pulp mills. A knowledge of the principles on which the different processes for obtaining the cellulose are based, and the effect of the treatment on the pulp produced, is, however, indispensable to the paper-maker, that he may be able to determine which pulp is most suited to his particular requirements.

Wood, like jute, belongs to the class of ligno-celluloses, and is composed of about two parts of cellulose, intimately bound up with one part of non-cellulose or lignin. The processes employed to break up this combination may be classed under three heads. First, the alkali process, which takes in the methods depending on the use of caustic soda. Second, the acid process, under which may be arranged the various

methods based on the reducing action of sulphurous acid in the gaseous or liquid state.

Midway between these two classes stand those of Dahl, Blitz, and Cross, the former of which employs a solution of sodium compounds containing a large percentage of sulphate of soda, and is known as the sulphate process. The process patented by Cross, mainly with the idea of rendering the use of lead-lined boilers unnecessary, while depending on the action of neutral solutions of the bisulphites provides for the use of alkalies. The boiling in Blitz's process is conducted by a solution of sodium sulphide, to which is added a very small proportion of vanadate of ammonia.

Whatever may be the process employed to produce the cellulose, the wood must first undergo a preliminary mechanical treatment in order that the pulp may be of a uniform character. The trees are first sawn into small logs, which are then stripped of the bark and cut into boards by passing through a slitting machine. The knots are next bored or cut out, and the boards broken into small chips by a breaking machine. The chips are then passed under heavy rollers, which bruise them in such a way as to allow the boiling solution to thoroughly soak them, and finally passed along revolving screens through which the dirt and dust, set free by the crushing, escape, while the clean chips are carried on to the boiler or store house as they may be wanted.

The caustic soda process of Watt and Burgess may be taken as the typical alkali method of isolating the wood cellulose. In this process the wood, having been subjected to such a treatment as that described, is digested in a large boiler with a strong solution of caustic soda, under a pressure of about ninety pounds, for ten or twelve hours. It is the necessity for employing such high temperatures and pressures that constitutes the serious drawback to the alkali processes, as under the conditions of boiling the strong caustic solution acts on the cellulose, impairing the strength and reducing the yield. The reason why such conditions are necessary is, that the soluble acid bodies resolved by the caustic become so oxidised and condensed that they counteract and weaken the reducing action of the soda, and in order to equalise their resistance higher temperatures and pressures have to be employed.

It is with a view to prevent the oxidisation of these acid bodies that the soluble bisulphide of sodium is used by Dahl. Notwithstanding the presence of this reducing agent, the pressure employed is high. It is in doing away with these counter-influences that the chief advantages of the acid processes lie. By using a solution of a bisulphite, such as lime or magnesia, the acid bodies are removed by entering into combination with the base, at the same time setting free the sulphurous acid, which acts on the unresolved wood, until all the non-cellulose substances have been removed.

In Ekman's process the wood is digested in a large lead-lined, jacketed boiler, fitted so as to revolve when desired. The solution used is prepared by passing sulphurous acid gas, produced from burning sulphur in a stream of air, up through a tower in which the magnesia, with which it combines to form the bisulphite, is loosely spread out. A stream of water running down through the tower, meets the sulphurous fumes in their upward course, and carries them into solution.

Care is taken that the sulphurous acid and magnesia are kept at the proportions necessary to produce a double sulphite. The strength of the bisulphite solution thus obtained is about one-and-a-half per cent. of magnesia and four-and-a-half per cent. of sulphurous acid. When the steam is turned on, the pressure in the inner chamber increases with greater rapidity than in the outer, owing to the tension of the sulphurous vapour; but it is said that the best results are obtained by keeping the difference between the two pressures under thirty pounds.

As the pressure increases, the blow-off cock is opened that the gases may escape, and thus avoid over-heating and consequent discolouring of the wood. In about seven or eight hours the pressure reaches eighty-five to ninety pounds, and after about three hours' boiling at that pressure the action is stopped, and the wood, after washing and draining, is ready to be bleached.

In the Partington process the sulphurous gas is led into tanks containing milk of lime, and a bisulphite of lime solution at once obtained. By this method the boiling can be completed in from sixteen to eighteen hours, though in some cases, when increased pressure is employed, the time required is a little less.

While the principle underlying the various sulphite processes is the same in each case, they are divided into two classes, owing to the duration, or rather the differences which exist in the duration, of boiling. In what are termed the "quick" processes, the boiling is completed in from twelve to sixteen hours. To accomplish the complete separation of the cellulose and the non-cellulose substances in that time, a strong acid solution, at a high temperature, must be employed.

In the Mitscherlich process the solution used is much weaker, and contains a greater proportion of base. The result is that the boiling must be extended from forty to sixty hours, and the pressure is also much lower. By this latter treatment it is claimed that a larger percentage yield is obtained than by the quick methods of boiling. It is, however, difficult to see where this increase can come from, unless the incrusting substances are imperfectly removed, and so add to the weight of pulp produced. If this is the case it will soon make itself known by the increased amount of bleach necessary to give a good colour.

Wood and jute show a close analogy in chemical composition, and the difficulty experienced in bleaching

wood, from which all the incrusting matter has not been removed by the boiling, is due to the formation of a yellow chlorine compound similar to that produced when chlorine acts on jute. This yellow body must first be bleached before the cellulose is brought to a good white colour, and the amount of chlorine necessary to do this acts very injuriously on the fibres.

This weakening is also noticeable in highly bleached sulphite pulps; and though the degree of whiteness obtained, by using a large amount of bleach, makes such pulps suitable for the better qualities of paper, it is obtained at the sacrifice of much of the original strength and elasticity of the fibres.

Though Dahl's process is generally known by the term "sulphate," the solution employed to digest the wood contains other sodium compounds. It is principally composed of sodium sulphate, sodium sulphide, and sodium hydrate, and the strength of the recovered solution is maintained by the addition of fresh quantities of sodium sulphate. This process is said to possess a slight advantage over the caustic alkali methods in point of economy; but it is the general opinion among paper-makers that the pulp produced is inferior in strength, and less free from incrusting substances, than that obtained from the sulphite processes. Owing to the presence of these incrusting matters sulphate wood is, however, more suitable for the making of papers which are wanted opaque.

In a Scotch mill, making a speciality of its wood pulp

papers, the wood is treated with a bisulphite of lime solution, prepared by passing the sulphurous fumes into a tower containing the limestone, through which a stream of water is kept running. With the solution thus obtained a charge of eight tons of wood is boiled in a large rotary boiler, under a pressure of 57 lbs., for seven hours, when the pressure is lowered for a few minutes by opening the blow-off valve and allowing the volatile compounds to escape, and again increased, this time to 80 lbs. This pressure is maintained for twelve hours.

The boiled wood, after washing, is emptied into a large pit beneath the boiler, from which, after draining, it is lifted into boxes, pressed, and taken to the breaker, or washer, as it may more correctly be termed. After washing, by means of a drum, the wood pulp is emptied into a chest, from which it is pumped to flat-bottomed strainers similar to those used in connection with the *presse-pâte*. The strainer pulp is next run into the potcher in which the bleaching is conducted.

After the wood has received a preliminary bleaching the washing-drum is let down, and the chlorine compounds, formed by the action of the bleach on the imperfectly removed incrusting matters, washed out. After this washing is completed the amount of bleach necessary to bring to a good colour is run in, and when the colour is up the wood is emptied into the draining-chests, where it lies until wanted.

The pulp produced by this process is strong, and

comes to a good colour when bleached. It has, moreover, one distinct advantage over many of the wood pulps in the market, in that it comes to a soft, greasy condition with comparatively little milling, with the result that the papers made from it, especially the lighter weights, possess a strong yet silky feel.

Mechanical Wood Pulp.—A large portion of the wood used in paper-making has been subjected to no chemical treatment, and is known as “mechanical wood,” to distinguish it from the pulps produced by the various chemical processes. The mechanical wood is obtained by pressing large blocks of wood against revolving grindstones, which tear the fibres from the mass. The ground wood is washed from the stones by means of a continuous flow of water, and carried through a series of screens, in which the dirt and fine dust are separated from the fibres.

Though the blocks of wood are placed so that the fibres will be torn laterally, the grinding action of the stone has the effect of making them very short, and this, together with the incrusting matter with which they are surrounded, deprives them of their felting power to a large extent.

In order to get as long a fibre as possible, the wood is sometimes steamed for ten or twelve hours, previous to grinding, that the fibres may yield more readily to the tearing action of the stone, and thus be torn at a greater length. At best the pulp thus

produced is possessed of little felting power, and is not suitable for any but inferior grades of paper such as news or low quality printings.

Apart from the poor felting properties of the fibres, the lignin contained in the wood is acted on by air and light if exposed for any length of time. It is this oxidising and decomposing action which is the cause of the discoloration of paper containing even a small proportion of mechanical wood pulp.

Notwithstanding these serious defects, mechanical wood is largely used as a filling material, owing to its low price and opacity. Because of the latter property it is much used to counteract the transparency of papers made from sulphite wood. As much as 70 per cent. is often used in the manufacture of news, and even with no other fibre than 30 per cent. of sulphate or sulphite wood a good news is produced.

TABLE OF COMPOSITION OF WOODS (MÜLLER).

	Birch.	Beech.	Lime.	Pine.	Poplar.
	Per cent.	Per cent.	Per cent.	Per cent.	Per cent.
Cellulose . . .	55.52	45.47	53.09	56.99	62.77
Resin	1.14	0.41	3.93	0.97	1.37
Aqueous extract .	2.65	2.41	3.56	1.26	2.88
Water	12.48	12.57	10.10	13.87	12.10
Lignin	28.21	39.14	29.32	26.91	20.88

CHAPTER V.

ESPARTO AND STRAW.

ANALYSIS OF AIR-DRIED SAMPLES (MÜLLER).

	Spanish.	African.
Cellulose	48·25 per cent.	45·80 per cent.
Fat and Wax	2·07 „	2·62 „
Aqueous extract	10·19 „	9·81 „
Pectous substances	26·39 „	29·30 „
Water	9·38 „	8·80 „
Ash	3·77 „	3·67 „

A GLANCE at the foregoing analysis will reveal that the amount of cellulose contained in esparto does not quite reach 50 per cent. That means that, given the best working conditions, 20 cwts. of esparto will not produce much more than $9\frac{3}{4}$ cwts. of paper.

Before this amount can be rendered available for paper-making, the 10 cwts. of non-available materials must be got rid of. Not only do they require to be separated from the cellulose, but they must be removed in such a manner as will prevent any recombination which would tend to injure the cellulose. Caustic soda has been found most suitable for this

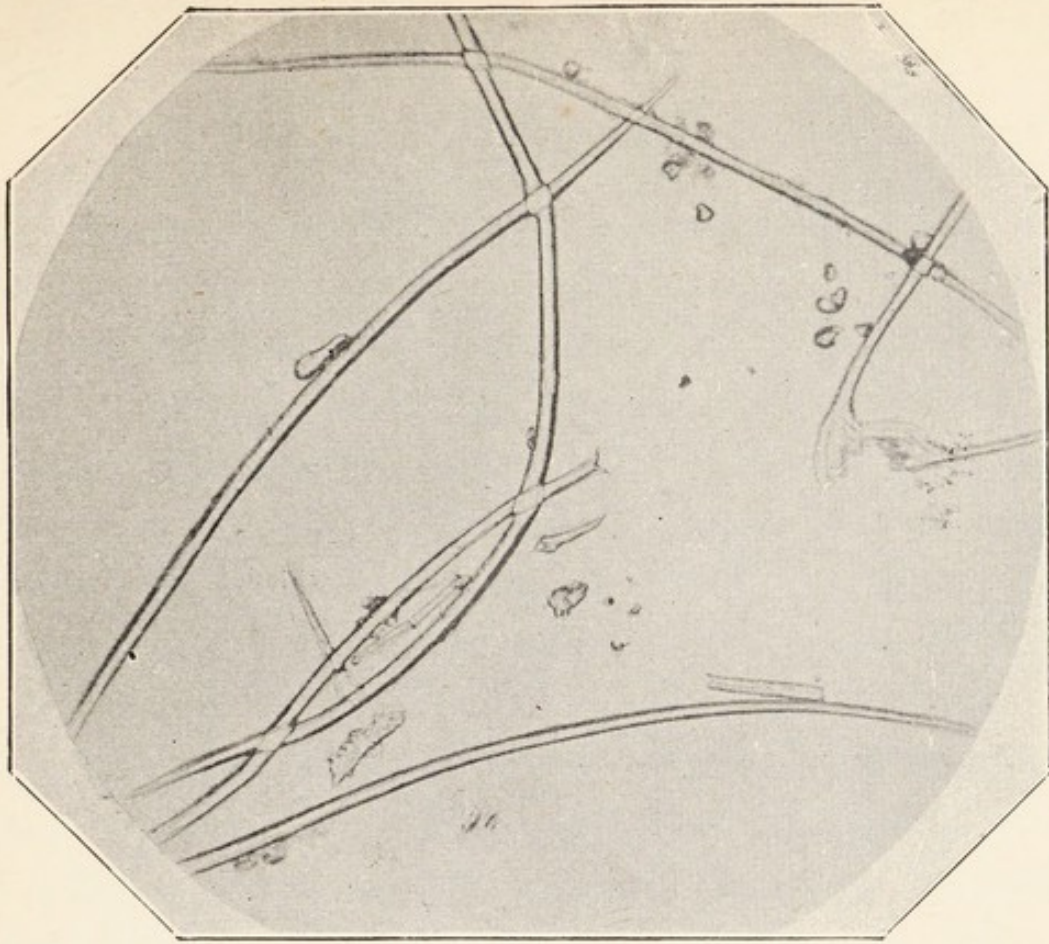


FIG. 7.—ESPARTO X 130.

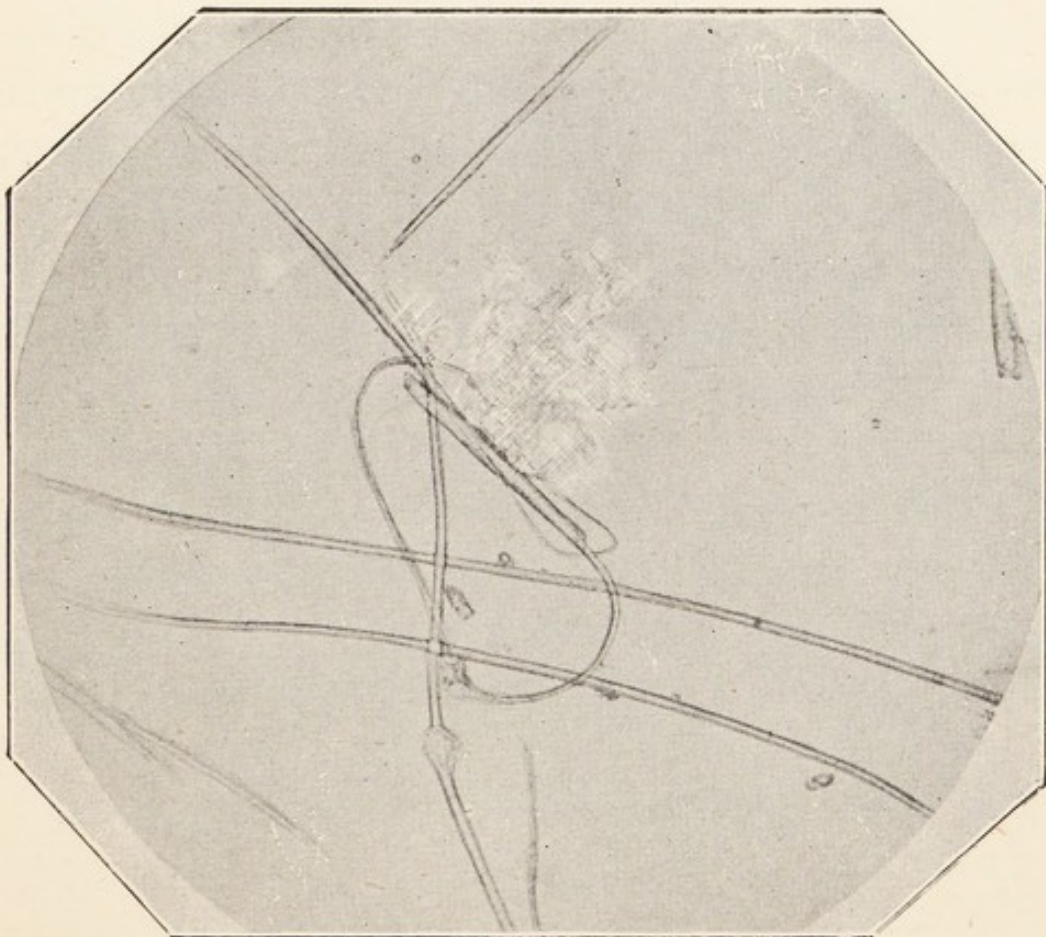


FIG. 8.—STRAW X 130.

[To face page 40.]

purpose, both on account of its reducing and combining power.

When esparto is treated with a hot solution of caustic soda, the gummy, resinous, and waxy substances, together with the silica which forms the waterproof coating of the whole, are dissolved--the former as fatty and resinous soaps, the latter as silicate of soda. The percentage turn-out of winter cellulose will be less than of that cut in the summer, for this reason, that the winter cellulose will contain more moisture than the summer. This being so, it will require a smaller quantity of soda to boil with.

Before purchasing a supply of esparto, or in fact any other paper-making material, a sufficient quantity should always be secured to admit of a practical test being made, so that the paper-maker may know whether the amount of available material contained is in proportion to the money he has to pay for it. A neglect of this precaution, especially in a mill where large quantities are used, may and does often mean the loss of a considerable amount of money in a year.

After the bales of grass have been freed from the hoops or ropes with which they are held together, the small bundles are fed into the dusting machine, which breaks them up and dusts them at the same time.

The endless felt which receives the dusted grass

as it leaves the duster may be extended so as to deliver it right over the boiler mouth, and should be so placed that space enough is left on either side for sorters, should there be any necessity for removing knots and roots, which might become broken up by the action of the soda, and so pass through the strainers of the *presse-pâte*, and cause black or brown specks to appear in the paper.

Esparto, owing to its pectous nature, yields with comparatively little resistance to the reducing action of the soda. While it is quite possible to set free the cellulose by boiling under very low pressures, or even in open boilers, it is necessary to use strong solutions, and to extend the treatment over a much longer time than is required when the pressure employed is high.

As a rule, the higher the pressure employed the less soda is required to do the work; but this applies only within certain limits, as the use of high pressures is very liable to induce recombinations of the non-cellulose constituents which, in addition to damaging the pulp, hinder the reducing action of the soda.

If vomiting boilers are used, the work of boiling 40 to 50 cwts. of grass can be accomplished in $2\frac{1}{2}$ to 3 hours, under a pressure of from 30 to 40 lbs., using 14 to 16 per cent. of 70 per cent. caustic on the raw material.

The conditions of working vary in nearly every mill, in accordance with the quality of the paper to

be made, so that no hard-and-fast rule as to temperature, duration of boiling or strength of solution, can be set down. It should, however, be borne in mind that when the grass used is difficult to bleach it is better and more economical to boil with half a pound, or even a pound, more caustic per cwt. than to use extra bleach to give the desired colour.

The additional caustic will not impair the strength of the grass unless the temperature employed be much higher than usual, while it will have the effect of softening the fibres and rendering them more easily penetrated by the bleach. Extra bleach means extra antichlor, injury to the *presse-pâte* wire, and, in a marked degree, weakening of the original strength, together with the production of much powdery fibre.

Whatever be the material treated, concentrated solutions of caustic soda perform the work much more expeditiously and effectively than dilute ones; so that a better result will be obtained by putting in as large a quantity of the material as possible, thus leaving less space to be filled up with water, than by boiling a smaller amount with a more dilute solution.

After the boiling is completed, the steam from the blow-off should be used to heat the water to be used for washing.

When all the spent lye has been run to the roaster tanks, assuming that it is to be evaporated and recovered, the grass should be treated with hot water, the hotter the better, as when hot it frees the fibres

from the fatty and soapy substances which still cling to them.

After standing for some time, this first water, as it is usually termed, is also run to the roaster and the boiler filled with clean cold water, which is allowed to remain in contact with the fibres until it is required. When this last water is run off it may be pumped to the blow-off tank, there to be heated by the blow-off steam, and used as a first water for the next boiling.

In some mills the grass is taken straight from the boiler to the potcher, where it is washed by means of a drum similar to that used for washing rags. Many paper-makers object to this method of washing, as a large proportion of the finest fibres are very liable to pass through the meshes of the wirecloth covering and be carried away with the washing water.

Very good results, both for cleanliness and yield of fibre, are obtained when the grass is washed in a system of tanks connected together in such a way that the water after rising to the top of the one passes to the other, and so on to the end of the series. The motion of the water is so slow that sufficient time is given to clean the grass without carrying away the finest fibres.

When the grass in each chest is washed clean, the pipe connecting it with the next one is closed, and the water drained away through the perforated false bottom formed of iron plates. The grass generally lies

in the chest for twenty-four hours, but can be washed much quicker when required.

Another system of washing, said to give very good results, is that of treating the grass in the boiler with cold water under pressure. The pressure is maintained by a force pump, and the outlet is into a tank above the boiler. This water can be heated and used to wash the next boiling.

In some mills the grass is washed in the boiler by blowing a blast of air into the water, and thus creating sufficient agitation to free the fibres from the non-cellulose substances which still cling to them. In this way a boiling can be well washed in four hours when the water is changed three or four times. The chief advantage of washing in the boiler lies in the saving of time and labour effected, as compared with the washing in tanks.

When steam is used to aid in bringing up the colour great care must be taken not to overheat, or the strength will be impaired and the colour go back. Eight cwts. of grass, reckoned on the raw material, should be perfectly bleached in about 2 or $2\frac{1}{4}$ hours with about 8 per cent. of bleach.

The bleach should be run in with the water while furnishing, and when full the steam should be turned on. When the heat is up, which will be in about twenty minutes, it should be turned off. The steam cocks should be perfectly tight, as if they allow steam to pass when shut the grass will be in danger of being

overheated, and this is especially so when it is left standing in the potcher for any length of time. The same care must be taken in using the antichlor, as is necessary with rags, that no excess be present.

It is the practice in some mills to run the grass over the *presse-pâte* before bleaching, so that the wire may not be damaged by the acid set free when the antichlor decomposes the bleach. Unless the grass has been properly boiled, the roots and hard ends will not yield to the action of the bleaching solution, and owing to the hardness of the fibres they will not go through the plates of the *presse-pâte* strainer.

Though the percentage of cellulose contained in straw is nearly as high as that from esparto, the yield of available paper-making material is not so high. Owing to the chemical and physical characteristics of straw, it requires to be boiled with a larger proportion of soda than is necessary for esparto. The compound cellulose, which constitutes the basis of the straw plant, contains a greater proportion of lignin than the esparto cellulose, and ligno-cellulose is much less susceptible to the reducing action of the caustic than pecto-cellulose.

In addition to this, the knots must be so reduced in boiling that the bleaching solution will be able to saturate them without using an excessive quantity. The effect of this extra soda is that the finest fibres are liable to be carried away with the washing water, and thus the yield is often as much as 10 per cent. less than that from esparto.

Straw is usually boiled in rotary boilers, as by using them the pulp is so reduced as to run through a pipe into the steeping tanks, and thus the lifting from the boilers is saved. The boiling pressure is also higher than for grass, fifty to sixty pounds being often employed.

The boiled straw may be washed in large cement-covered tanks, and after draining be dug out and taken to the potcher to be bleached in the ordinary way. When it is to be used in the mill it may be run straight to the bleaching house to drain until wanted, but it is usually run over the *presse-pâte* in the same way as grass.

Papers made from straw are, owing to the hard nature of the ultimate fibres, very hard and brittle. This want of flexibility is as much owing to the smooth, highly-polished surface of the fibres, as to their shortness and stiffness. When 5 or 6 per cent. of good, clean straw pulp is used, the paper gets a firmer grip and rattle.

Straw also helps the sizing, probably owing to the pores of the paper being filled up with the fine fibres, as much as to its hardness, but it is not suitable for papers which are wanted to bulk well.

ANALYSIS OF STRAW (MÜLLER).

	Winter wheat.	Winter rye.
Cellulose	46.60 per cent.	47.69 per cent.
Fat and wax	1.49 "	1.93 "
Aqueous extracts	8.07 "	0.05 "
Non-cellulose or lignin	28.49 "	26.75 "
Water	9.85 "	11.38 "
Ash	5.50 "	3.20 "

CHAPTER VI.

BEATING.

It is an accepted principle that in order to produce a paper which will have strength and tearing strain the fibres must be kept long in the beater; and more especially does this apply to such thin papers as banks and loans. While it is quite true that long fibres do give these qualities to the papers made from them, it is also true that the fibres may be kept long and yet the paper produced possess less firmness and tensile strength than if they had been kept finer.

Whether the fibres be long or short when they reach the machine, the properties of the paper made depend on the treatment they receive during the first hour-and-a-half in the beater. If the roll be put sharply down on the plate at first, the fibres, while still retaining their length, will become weakened, and the sheet will have a raw, soft feeling, which even the addition of more than the usual amount of starch will not overcome.

Such stuff is generally termed "fast" or "free";

and though for certain classes of papers, such as thick chromos and lithos, the thickness of which renders strength and firmness in the ultimate fibres a matter of less importance, free stuff is desirable, yet the beater-man should try to temper the stuff so as to preserve as far as possible the original strength and elasticity of the fibres.

The rawness referred to is also very noticeable in papers made from esparto, to which have been added 1 or 2 per cent. of strong rags. In the beating of such stuff, especially if the paper be thin, the idea that length means strength is often so much developed that when the pulp reaches the strainer a large proportion of the rag stuff refuses to go through.

A little consideration of the subject will show that the behaviour of the fibres under the influence of the shake, as they are carried along the wire, has a great deal to do with whether the sheet be strong or the reverse. If a sheet of thin paper be placed under the microscope, it will at once be seen that there exist between the fibres spaces which seem to be filled with some transparent non-fibrous material.

The longer the fibres the more apparent do the spaces become, and, however minute, their presence must tend to weaken the sheet. When the fibres are a shade finer, the finest of them will, under the influence of the shake, settle down into these spaces, thus making the sheet more closely felted.

This is the reason that, when using broke from the

edgerunner, so large a proportion of the loading is carried in comparison with the amount retained when no broke is used. Edgerunner broke is generally reduced to such a state of fineness consequent on its having been under the action of the roll so often that it floats on the surface when on the wire; and in addition to the shake, the suction of the pumps tends to draw the very fine fibres which compose it into the spaces referred to.

In filling up these spaces, not only do the fine fibres greatly assist in making a close and evenly felted sheet, but by their presence they also prevent the loading materials from passing through the meshes of the wire as they would otherwise be very liable to do.

It is in the making of such papers as banks and loans that the ill effects of keeping the stuff too long become most apparent; and this is especially the case if the strainer plates used for the ordinary fine stuff are expected to take through the long rag stuff equally well.

The rubbing of the plates which is essential in such circumstances, in order to keep them from clogging up altogether, has the effect of completely spoiling what would under other conditions be a clean, strong sheet, by peppering it with dirt and knots. Only those who have had the working of such stuff can fully appreciate the improvement which a finer engine will make in regard to the appearance and strength of the sheet.

It will be more mellow, strong, and clean, and not

least of the advantages derived will be the giving of more time to the machine-man to run steady weight, unhampered by the flooding and thinning which are unavoidable in such a case.

In preparing stuff for thick papers, such as chromo and litho printing, the roll must be put down from the first, that the stuff may be fine and free, and so part with the water easily and give a close, evenly felted sheet. To insure that the stuff will not be too soft, it should not run more than three or three-and-a-half hours in the beater.

Stock intended for thin, strong papers must be drawn out and milled in the washer for at least six hours, and in the beater for ten or twelve hours. Blunt plates and rolls are necessary for the milling of such stuff, as a sharp plate or roll would cut it up too much, and, making it free, prevent it from softening properly.

In preparing long greasy stuff, intermediate beaters possess this advantage: that by having blunt plates and rolls in the first engine, the stuff is milled in such a way as to render the fibres long and flexible, and capable of imparting a soft, silky feel to the papers made from them; while in the second engine they can be reduced to the required length when they are in such a condition owing to the first treatment that the cutting action of the sharper tackle will not impair their strength.

Several engines having the same end in view are used

in American paper-mills ; and one of these beaters, or "perfecting engines," as they are termed, is becoming pretty well known to paper-makers in this country under the name of Marshall's perfecting engine. The author was running the machine to which it was attached when first tried in the mill where he served his apprenticeship, and had therefore a good opportunity of judging its merits.

The engine consists of a conical cylinder, the inside of which is fitted with steel bars in much the same manner as the bed-plate of the beating engine. Inside this cylinder a conical roll, also fitted with steel knives, revolves at a high speed, and as the stuff passes between the roll and the bars on the inside of the cylinder, it may be reduced to any degree of fineness. On reaching the end of the shell the stuff is made to pass between a revolving and a stationary disc, both of which are fitted with knives.

The action of this disc or brush, as it is called, serves to rub out all knots and chips in much the same way as does the rubbing of the roll in the ordinary beater. This beater possesses all the advantages of the intermediate system, while requiring much less space and driving power compared with it.

In the preliminary treatment necessary in the ordinary beater, before passing the stuff through the perfecting engine, the roll should be let down to a little more than a rub—just sufficient to mill the stuff is all that is required. When emptying to the chest,

from which the perfecting engine is supplied, much less water must be put down than is usual when emptying to the machine chests; the reason for this being that the thicker the stuff is in its passage through the engine the better does it accomplish its work.

As the pulp after passing through the engine flows into the machine chests in a continuous stream, the weight is more constant; and when it does alter one way or another it does so very gradually, thus insuring that the machine-man will notice and correct it before it can have much effect on the sheet. If the pulp contains a large proportion of grass, it should be diluted by running in a stream of water as it leaves the perfecting engine, and thus prevented from running into knots in the chest.

When the stock consists of materials which are not fitted to bear the same beating strain, it is better to beat them in separate engines. Of course it is not always convenient to do this, especially when the proportion of strong or weak stock is small. To treat such a small proportion separately would keep back the other engines too long, in addition to changing the proportions in the finished sheet.

In order to reduce good Spanish grass to fine stuff, it requires a firmer treatment with the roll than most of the rags which are mixed with it would get if treated in a separate engine, and this should be taken into account when selecting the rags to be used along with it. When the stock consists wholly or in large pro-

portion of chemical wood, the engines must not be heavily loaded nor allowed to run long in the mill, as the wood is reduced very easily and soon becomes greasy.

For medium weights of all wood-papers three hours is quite sufficient, and for the lightest weights eight hours. When it is especially desired that the paper should not crack when folded the time may be extended to six hours; but in that case the machine will have to go slower in order to allow of the water being taken out. Some wood pulps, however, are much more difficult to soften than others, and even after milling for a considerable length of time still tend to be free. This is in all probability due to the treatment in boiling or bleaching, or perhaps in both, having been too drastic, with the result that the natural elasticity of the fibres has been impaired.

When making unsized papers it will be noticed that the sheet tears much better than a sized sheet from fibres of a similar fineness will do. This affords conclusive evidence that, within certain limits, it is the flexibility and softness of the fibres, more than their length, that give tearing strain to a sheet.

The unsized fibres are not coated with the resinate of alumina used to size with, and therefore retain their natural elasticity and tensile strength. When under the action of the shake the unsized fibres are more closely felted than would be possible were they stiffened by the size-coating, and this is more notice-

able if the sheet be torn across the wire instead of down its length.

When a sheet of paper is torn the fibres are not broken, they are simply pulled asunder, and it is for this reason that it always "skins" better when torn down the wire than across its length. Stuff for blotting-papers must be cut up as quickly as possible in the beater, and run not longer than an hour and a half in the mill. The beater must be light loaded, and the stuff kept constantly travelling, otherwise it will not have a uniform absorbing-power.

Soft cotton rags are generally the stock from which blottings are prepared. Manilla hemp, owing to its soft, lustrous nature, and the width of the central canal, should, with proper treatment, be possessed of good absorbing qualities.

Whatever be the shape or size of a beater, it must be so constructed that no stuff will lodge in any part of it, and for all-round work it must have a roll heavy enough to thoroughly soften the pulp and keep it in constant motion. If a beater of large capacity is desired, Forbes's patent double-roll beater possesses all the requirements, with the exception that the rolls are not heavy enough; but with heavier rolls, and the speed of the lifter no faster than is necessary to ensure good travelling, the pulp produced will be of a very uniform character.

It is the practice in some mills to wash the inside of the beating engines with soda ash, and even caustic

lye, when changing colours, with the result that the smooth skin, which coats the sides, is rendered quite rough. This roughness retards the passage of the pulp in a way that is almost incredible to those who have not witnessed its effects. Not only does such washing interfere with the travelling, but it is the worst thing possible for causing rust spots to appear in the paper.

Under none but the most exceptional circumstances should the rolls or sides of the beaters be subjected to any washing or scraping which will tend to break up the enamel-like surface which, if let alone, the continual contact with the moving stuff, and the chemicals contained in it, will impart to them. Under the ordinary conditions of working, beater-rolls should run from eighteen to twenty months after filling, and bed-plates from ten to twelve weeks.

Should the plates be worked for a longer period than that, the roll has to be put so firmly down, in order to make fine stuff, that the driving power is taxed to the uttermost, and, in addition, the stuff, from having to be kept a much longer time in the engine before it can be made fine, is very liable to become too soft.

CHAPTER VII.

LOADING.—STARCH.—COLOURING MATTER.

Loading.—It is not an uncommon idea with a great many people that, in adding loading materials to the paper in the process of manufacture, the paper-maker is actuated by a motive akin to that which prompts the dairyman to water the milk.

Though the percentage of loading in some papers would seem to justify such an opinion, yet, as a rule, the loading is added with a distinct view to making the paper more suitable for the particular purpose to which it is applied. In the case of printing papers especially, the addition of 15 or 16 per cent. of loading, by making them more absorbent, enables them to print much better, and lessens in a considerable degree the friction when in contact with the types.

The first thing that the paper-maker must take into consideration when selecting a loading material is that its chemical nature is such that when in contact with the free acids or chlorine compounds, liable to be present in the pulp, no chemical or physical change

will result. When that has been satisfactorily settled, the next requirement to be looked to is freedom from sand or coarse particles, which would tend to impair the value of the paper; and lastly, the colour should be bright enough to blend with the shades of paper for which it is intended.

Kaolin, or china clay, as it is usually termed, is the loading usually employed in the making of news, printings, and the lower qualities of writings. The clay is made into a thin cream with water, generally in a chest fitted with a revolving agitator, so that when furnished to the engine it will always be of the same consistency. Some paper-makers mix it with resin size, the idea being that in this way it is more firmly held by the fibres, and less liable to pass through the meshes of the machine wire.

Before running into the beater it should be carefully strained, so that any sand or unground particles may be kept back. The sieves used for this purpose should be very fine, as even the best grades of clay contain a considerable proportion of extraneous matter.

China clay, in addition to enabling the paper loaded with it to take up the printing ink more rapidly, helps materially in bringing up the surface when calendering, though from its power of absorbing moisture the high finish thus obtained is liable to go back if exposed in a damp atmosphere. Should an excessive amount be added, or if it has been imperfectly strained, the pressure of the calender rolls will have the effect

of squeezing the coarser particles out and leaving the sheet pierced with innumerable very minute holes.

The sizing and feel of clay-loaded papers are never so good as with papers loaded with such materials as pearl hardening or barium sulphate, nor do they bulk so well. Heavy chromo and plate papers often contain as much as 35 to 40 per cent. of clay; and though such a large amount is very apt to cause "dusting" in cutting and printing, the impression obtained is much more clear, and the colours are absorbed more rapidly, than would be possible with a smaller proportion of loading.

For the better qualities of writing papers, the materials used are calcium sulphate, sulphate of barium, barium chloride, and agalite.

Calcium sulphate—or pearl hardening, as it is usually named—is generally clean enough to be added to the engine without straining, and is added in the dry state, and owing to its firmer nature the sizing is much less impaired than with clay. In addition to its hardening properties, it imparts a purity of shade to the paper, which makes it very valuable as a loading for the finer qualities of writings, in which look is of the first importance. This brilliancy is also possessed by barium sulphate, but as it is not usually so free from dirt it is not so suitable for high-class papers.

Barium sulphate, owing to its high specific gravity, is not carried so well by the stuff, and when diluted

to the consistency usual in the sandtrap, a large proportion settles out and adheres to the bottom of the spouts. This, together with the amount which passes through the wire and is deposited on the bottom of the save-all, reduces the percentage carried to about 30 per cent. of the amount actually added. It should be mixed with water and strained before being put into the engine, otherwise a large amount of dirt will be carried into the paper.

A paper, weighing equal to about 40lbs. demy, when loaded with clay to show 19 to 20 per cent. on burning, will carry as much as 85 per cent. of that added to the beater. Should such a paper consist of a large proportion of edgerunner broke, the amount carried will in some cases be as much as 90 to 95 per cent.

It must be borne in mind, however, that when edgerunner broke is used, the amount added to the engine will contain as much as 15 to 18 per cent. of clay firmly fixed on the fibres by the previous sizing and drying, so that the percentage of that added as clay, which is carried in the paper, is not so high as it at first appears. Heavy chromo papers burning 35 to 40 per cent. of clay will not carry more than 50 per cent. of the amount added.

This is owing to the beating of the stuff, which is cut up very quickly and thus rendered very free, coupled with the fact that the machine wire in

travelling so slowly gives more time for the loading to be shaken through the meshes. The percentage of barium sulphate carried will seldom exceed 35 per cent., while pearl hardening will usually turn out 50 per cent. It is claimed that by using chloride of barium, and adding a slight excess of alum or alumina, sulphate of barium will be precipitated on the fibres in such a way as to enable them to retain it much better, and so increase the turn out.

Agalite is the only loading material apart from ground wood which can claim to be more than a loading, on account of its fibrous nature.

Agalite is prepared from asbestos, and retains the fibrous nature of that substance. Owing to this the loss in passing over the wire is much less, and indeed it is claimed that in ordinary circumstances as much as 99 per cent. is actually carried. By using agalite the surface is much improved, owing to its soapy nature, and the sizing is not impaired as with china clay.

It has the drawback, however, of making the paper loaded with it very greasy, owing to the size having become fixed in the pores, and retaining the water very obstinately.

Starch.—This is applied to papers in the process of manufacture for the same reason as it is used by the housewife in preparing collars and cuffs for ironing

and glazing—namely, for hardening, and enabling them to resist the effects of moisture, as well as for imparting a high polish in the subsequent glazing process.

In some mills it is the custom to boil the starch with the resinate of soda solution before adding it to the pulp, as in this way a larger percentage is retained by the paper. When applied in this way, the paper, though taking on quite as good a surface, has not the firmness and rattle obtained when the starch is added to the pulp in the dry state, or merely dissolved in cold water, that the impurities liable to be contained in it may be kept back by putting it through a fine wire-cloth sieve.

Colouring Matter.—Notwithstanding the purity of colour that can be obtained by a judicious use of the bleaching solution, very few even of the finest qualities of white papers are made a “self-colour.” The colours used for brightening or enriching the majority of cream coloured papers are ultramarine and carnation. In order to ensure uniformity of shade, a certain standard should be fixed for each of these colours; and thus, by comparison, the colouring power of new brands which may from time to time be brought in can be at once determined. The standard sample may either be prepared by mixing a known quantity of the colour, decided upon as the standard, with a measured quantity of fine starch or pearl hardening;

or by dissolving a small portion in hot water, and saturating narrow strips of white blotting paper with the resulting colour.

By treating equal weights of the new samples in exactly the same manner, taking care always to preserve the same proportions when dissolving, an accurate idea of the relative colouring power can at once be obtained, and a short calculation, based on the amount of pulp coloured by the standard, will enable the papermaker to determine whether the colouring power of the new sample is in proportion to its cost.

The behaviour of ultramarine—or, to use the best-known name, blue—with the alum solution used in the mill, should also be ascertained, by allowing a drop to remain in contact with a diluted solution of alum or sulphate of alumina for a sufficient length of time to show whether the colour would be affected during the contact necessary in the beaters, machine chests, and sizing tub.

Blue should always be dissolved in hot water and carefully strained before adding to the pulp, so that no insoluble particles may be fixed on the fibres, and appear as blue specks on the under side of the sheet. To ensure that the colour will be uniformly distributed, when a considerable quantity is being used, half of the amount necessary should be put in just after furnishing, so that it may be thoroughly mixed, while the remaining half should be added as

soon as it has been ascertained whether any alteration is to be made.

Pulp which has been left standing in the machine chests for any length of time will generally be found to have gone back in the colour when blue is the colouring matter used. This fading will be greater in proportion to the amount of acid contained in the pulp, the exposure to light to which it has been subjected, and the amount of iron impurities contained in the water or communicated from the rolls and sides of the beaters.

In some mills the amount added, in order to counteract this fading, when the pulp has been standing from Saturday night until Monday morning, is equal to a third of the colour used to give the desired shade, while in others a sixth is found to be sufficient. When making papers coloured with smalts, which is unacted on by acids, the fading is very slight, about a half-pound for every twelve pounds left in the chest being quite sufficient. With inferior grades of smalts the liability to fading is, however, much greater.

When making delicate colours the alum should be kept out until just before drawing the valve, so that the contact with the colour may be as limited as possible. A very suitable way in which to use carnation is to dissolve it in a dilute solution of ammonia, to which a little cream of tartar has been added. The carnation paste is sometimes dissolved, with the cream of tartar, in the water before the ammonia is added. Used in this way there is no danger that the colour

will spot the underside of the paper, as is often the case when dry pink is used.

Not unfrequently when making toned papers the iron used to give the shade makes the resulting colour too bright. In such a case a glass or two of bark liquor added to the engine or the chests will deaden the colour to the desired shade.

When making greens, which colours are usually produced by combination of bichromate of potash and nitrate of lead with Paris blue—or paste blue, as it is often termed—the two first mentioned should always be put into the engine and allowed to become mixed with the pulp before the blue is added, and alum should be kept out until just before drawing the valve. Before adding the nitrate of lead to the engine care should be taken that there are no traces of chlorine compounds in the pulp, as the presence of such would cause the yellow colour produced on the addition of the bichromate to take on a dull orange tint.

Though the aniline colours have an advantage over the older forms of colour in the production of deep and bright shades, their want of stability has confined their use to the tinting of the cheaper qualities of paper, in which permanency of shade is not of the first importance. When using them, the bleach, as in the case of the greens above-mentioned, must be completely neutralised. When making up the stock solutions, very good results can, it is said, be obtained by dissolving the colours in glycerine instead of hot water, as is usually done.

4) 1120
 280

CHAPTER VIII.

RESIN SIZE AND SIZING.

OF all the materials used in the manufacture of paper, there is none about which there exists such diversity of opinion, both as to its preparation and subsequent action, as that of resin size.

Dr. Würster holds that the degree of sizing is proportional to the amount of free resin deposited on the fibres. Other experts, however, claim that the active sizing agent consists of the resinates of alumina, formed when the resin soap is decomposed by the alum; while it is asserted by some that it is a mixture of both which constitutes the size coating.

In support of the free resin theory, it is claimed that paper can be sized without the use of alum or alumina by making use of sulphuric acid to decompose the resinates of soda and liberate the resin. Though the majority of paper-makers hold the opinion that the resinates of alumina alone sizes the paper, nearly every mill has a different recipe for the preparation of the size.

While the exact chemical composition of resin is still a matter of some obscurity, chemists and paper-making experts are generally agreed that two parts of crystal soda are required to unite with four parts of resin; while, if good soda ash be used in place of the crystal form, one part will form a neutral resinate with four of the resin.

The following recipe will give a reliable size of a light brown colour, which will be as near as possible a neutral resinate of soda:—Dissolve ninety-eight pounds of good soda ash in thirty-six gallons of boiling water, and then add four hundred and twenty pounds of powdered resin.

The best form of boiler is a jacketed one, as by using it the increase of water, due to the condensation of the steam used to boil with, is avoided. The resin should be roughly powdered by the hand, as it is asserted that the finely divided resin, prepared by using a grinding mill, is very liable to form clots on being put into the hot soda solution. So long as any of the resin is undissolved, the carbonic acid, evolved as it enters into combination with the soda, will cause the solution to froth up, and, if not carefully watched, so as to check the steam in time, it will come right over the top of the boiler.

To avoid this as much as possible, the temperature should be kept no higher than is necessary to dissolve the resin in a reasonable time. In addition to preventing the frothing, it is said that the carbonic acid,

when not violently expelled, has the power of forming a bicarbonate with the uncombined soda, which tends to improve the sizing properties of the soap.

When all the resin has united with the soda, the steam should be shut off, as further heating impairs the strength of the size. To test whether the resin has all gone into combination, a little of the size should be taken out and poured into a pailful of tepid water. If it is right it should dissolve at once, and on putting in the hand there will be no deposit of resin. If, however, the resin has not all gone into solution, the hairs on the back of the hand will be rendered quite sticky by the adhesion of the uncombined particles.

If a further heating does not serve to combine the resin, it may be inferred that, probably owing to a variation in the strength of the soda, the amount used is insufficient, and more will require to be added until the test shows that there is no more uncombined resin present. The soap should be run through a sieve before being put into the store tanks, that any insoluble impurities may be removed.

Size prepared in this way will not yield much lye when kept for a length of time, for this reason, that it does not contain much soda in excess. The lye which separates out contains the colouring matter of the resin and any soluble impurities that may have been introduced while boiling. This lye should be carefully skimmed off, and while most paper-makers make no further use of it, it is recommended by others to be

used in dissolving the next boiling, as by using it less soda is required. They further assert that the acid which constitutes the colouring matter tends to improve the value of the size.

A size prepared with the proportions given above should yield about ninety-six gallons of undiluted soap, each gallon containing nearly five-and-a-half pounds of resinate of soda. To prepare the solution for the beating engine, eight gallons of this strong size should be diluted with eighty gallons of water, which will be equal to half-a-pound of resinate of soda per gallon as furnished to the engine. After having been brought to boiling point, the size thus diluted should be strained through flannel, laid over a fine sieve, before being run to the beater store tank.

By using soda-ash and resin, in the proportion of one part of soda to eight parts of resin, a white size containing a considerable amount of free resin will be produced. A suitable way of making this white size is to boil forty pounds of soda-ash with two hundred and seventy pounds of resin in about sixty gallons of water, and when all the resin has been dissolved to add fifty pounds of finely powdered resin. When such a size is diluted for the engine, it should be of a bright white colour, owing to the amount of finely divided free resin which it contains.

When in contact with the pulp, this resin becomes attached to the fibres in a purely mechanical way, and this, together with the tendency of unprecipitated resin

to form resin spots in the paper, would lead one to conclude that, whatever the advocates of free resin sizing may think of it, the practical paper-maker will best forward his own interests by seeking to perfect the preparation of a neutral resinate of soda. Apart altogether from the composition of the sizing solution used, whether the paper be well sized or the reverse depends, to a great extent, on the mode of treatment in the beater.

When the engines are heavily loaded with as much stuff as possible, the ultimate fibres do not come under the cutting action of the knives, owing to the body of stuff between the roll and the plate, and thus, though well hammered out, the original form and elasticity of the fibres are preserved. Stuff prepared in such a manner will size well for two reasons, which will be readily understood.

When such stuff is carried down the machine wire it retains its water very obstinately, and thus the size coating is well felted among the fibres before the water is drawn out by the pumps. The loss of size with the backwater is therefore very small. The strength and flexibility of the fibres enable them to felt closely when coated with the resinate of alumina, and thus a strong, well-sized paper is produced, with the usual amount of alum and size.

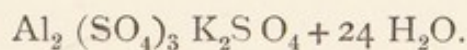
With light engines the body of stuff between the roll and the plate is much thinner, and thus the cutting action is more drastic. The result is that,

in addition to being reduced in length, the fibres are burst open, and thus lose much of their felting power, at the same time being rendered very free. Free stuff parts with the water very easily, and thus much of the sizing is lost on the machine, while the weakness, consequent on the treatment of the fibres in the engine, is also a great drawback to making a firm, strong-sized sheet.

To get the best results in sizing stuff prepared in light engines, the roll must be very carefully put down, or the very life will be knocked out of the fibres, and the stuff will froth and "bell" on the wire, in addition to being poorly sized.

Until within the last few years potash alum was almost exclusively used in the sizing of superior papers, owing to the difficulty in obtaining sulphate of alumina from which free acid and iron impurities had been completely separated.

Crystal alum consists of a double sulphate of alumina and potassium, united together with 24 parts of water, as the following formula will show:—



It contains only about 10·5 per cent. of sulphate of alumina, and is thus much more expensive than the sulphates of alumina.

Sulphate of alumina is not a chemical compound of a definite composition, as the alumina varies between 2 and 3 per cent., though that purchased

from reliable makers generally contains 15 or 16 per cent.

Owing to the improved methods of manufacture now adopted, the aluminium sulphates can be prepared in such a way as only to contain the slightest trace of free acid and iron ; indeed, in some of the best grades no trace can be found. Notwithstanding this, the crystal form is generally employed for the very best qualities.

Sulphate of alumina is much more soluble than crystal alum, which requires 18 parts of water as against 2 parts required to dissolve 1 part of the alumina.

The amount of alum (or alumina) required to decompose the resin soap will depend on the amount of resinate of soda to be acted on. A size which contains a large percentage of free resin, already precipitated by the degree of dilution to which it has been reduced, will require less than one in which the percentage of sodium resinate is greater.

To ascertain the exact amount necessary to decompose the size, about 50 *c.c.* should be placed in a glass flask, and the number of *c.c.* of alum necessary to convert all the resinate of soda into resinate of alumina run in from a graduated burette.

In this way the correct proportions for the solutions employed in each particular mill can be arrived at. Most paper-makers add to the pulp a larger proportion of alum than is required to form the size coating.

This excess has the effect of hardening the paper

and giving to it a better rattle, and also acts as a mordant in helping to fix the colour.

If the water used in the mill contains magnesium or lime salts, or, in other words, is hard, a much larger quantity of alum will have to be employed to obtain a well-sized paper.

When size is added to an engine furnished with hard water, it is decomposed as a flaky precipitate, owing to the action of the sulphates of lime and magnesia in forming resinate of lime and resinate of magnesia when brought into contact with the resinate of soda. If, however, sufficient alum be added to precipitate the lime and magnesium salts, before the addition of the size, this decomposition can be prevented, and the resinate of alumina formed as usual.

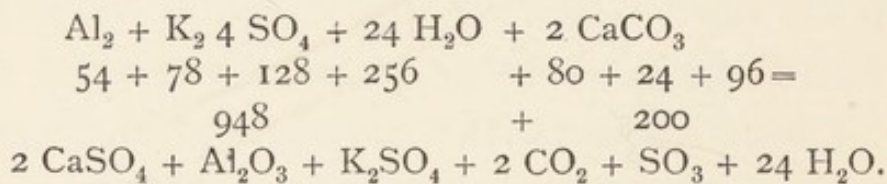
The best plan is to add the size after the alum used to neutralise the lime and magnesium salts has been thoroughly mixed, and then to run in the amount required to combine with the resin. It is said that, in this way, the precipitate formed by the action of the alum on the salts, which are the cause of the hardness of the water, is not so liable to be decomposed by the excess of alum used, as the presence of the size prevents it from remaining in contact with the pulp in the free state, owing to the ease with which the resinate of alumina is formed.

The exact amount necessary to precipitate the salts contained in the water can easily be determined by treating a small quantity of it with a solution of the

alum used. The number of *c.c.* required to give a precipitate can be seen from the markings on the burette, and thus the amount required for the gallons contained in the engine is simply a matter of proportion.

Though the water supply, under ordinary circumstances, may be sufficiently free from impurities, a sudden flood may change the channel and lay bare lime and magnesium compounds which, when carried into solution, will have a deleterious effect on the sizing. When the water contains carbonic acid the danger of this is much increased, as the acid dissolves the lime as a carbonate, identical with the carbonate of lime formed by the action of the carbonic acid of the air in the lime left on the fibres by the bleaching solution.

The extent to which the decomposition of the alum may be carried, owing to the presence of these salts, either in the water or in the pulp, will be easily seen from a glance at the following equation:—



It will thus be seen that should the water in the engine contain 1 lb. of carbonate of lime in solution, almost 5 lbs. of potash alum will be decomposed, and thus rendered ineffective for sizing purposes.

A consideration of the above facts will show that,

in order to size paper effectively and economically, the greatest vigilance must be exercised to see that the solutions used are kept as near as possible to the proportions which practical experiments, in each mill, have shown to be necessary.

The contact with the heated cylinders on the machine, and the degree of heat to which the paper is subjected, have a great deal to do with rendering the size coating effective. This is probably due to the resinate of alumina, which has been precipitated on the fibres in the engine, becoming fused, and spread out, over, and into the interstices of the paper in such a way as to greatly increase the water-resisting power.

That the sizing of paper, dried by the contact with the machine cylinders, is much better than a similar paper dried by hot air, may be tested by taking a piece from the web after it has passed the second press rolls, but before coming into contact with the heated cylinders, and drying it in a hot atmosphere. A piece should be taken from near the same place in the web, but after having been thoroughly dried by passing over the cylinders, and when the first sample is perfectly dry, the relative water-resisting power can easily be determined.

Wetting with the tongue will show that the paper dried by hot air, without any contact with a heated body, is very poorly sized compared with the piece which passed over the cylinders. An accurate idea of the relative sizing can be obtained by placing a drop

of a dilute alcoholic solution, coloured with a little carnation in order to render the effect more noticeable, on each of the samples, and observing the time which it takes to penetrate to the other side in each case.

The initial cost of the hides and piths used in animal size-making, as well as the expense in preparation and application, has led to investigations with a view to finding a substitute which, while being less expensive to begin with, can be applied with satisfactory results to the pulp in the beating engine, thus doing away with the necessity for the expensive drying plant. The substance which has as yet shown the best results as a substitute for animal size is milk caseine.

Caseine is the name given to that portion of milk which contains albumen. This albumen is analogous to that obtained from eggs and blood, and when a paper is coated with it it becomes capable of resisting the penetrating action of water just as a gelatine-sized paper does. When dry, milk caseine takes the form of a slightly yellow powder, which dissolves somewhat sparingly in water.

The caseine for sizing is generally dissolved in a very dilute solution of ammonia, and in this state may be added to the pulp in the engine. When used in this way, however, there is a considerable loss owing to the finest of the albuminates precipitated by the alum passing away with the back-water on the machine.

Dr. Muth, a strong advocate of caseine sizing, prepares the ammonium albumen, as the caseine is

generally termed, with a solution of ordinary resin size prior to adding it to the pulp; and in this way he claims that the finest albuminates are fixed by the size, and thus prevented from being carried away with the machine back-water.

For fine papers Dr. Muth recommends the use of 4 to 5 parts of caseine to $1\frac{1}{2}$ parts of resin, and $3\frac{1}{2}$ parts of sulphate of alumina to precipitate. These proportions can be changed according to the quality of the papers to be sized.

Among the advantages claimed for milk sizing may be mentioned the greater elasticity of the fibres when compared with resin-sized papers—an increased yield owing to the precipitated albuminates being retained among the fibres. It is also claimed that, owing to the fatty substances present in the caseine, frothing on the machine is much reduced, and a larger percentage of loading carried with less injury to the tear, owing to the union of the caseine with the loading materials. This union is said to entirely prevent dusting when cutting and printing.

Caseine may also be used for surface sizing, and when dried at a temperature of 266° Fahr. is said to become quite insoluble. When adding to the engine it should be allowed to become thoroughly mixed with the pulp before the alum, which must always be present in excess, is run into it.

Though it can be readily understood that the gelatinous precipitate formed on the fibres will resist the

action of water much better than the resinate of alumina resulting from the resin size, it is difficult to understand how the coating thus formed will possess the same resisting power as that from the thick, strong gelatine which composes good animal size. In mills possessing no facilities for surface sizing, it might be used with advantage for the sizing of a better class of papers than the usual engine-sized qualities.

CHAPTER IX.

THE FOURDRINIER MACHINE AND ITS MANAGEMENT.

IN most mills considerable difficulty is experienced, in preventing the emptying of the beaters from disturbing the weight on the machine. As the beaters are usually filled to the lip, there is no room to allow of the water being sufficiently mixed with the pulp before drawing the valve; and the result is that the thick stuff reaches the chests, and, in spite of the motion of the agitator, sinks to the bottom and is drawn into the pipe supplying the stuff cock-box before the water can be got down.

When making a large, heavy sheet, a difference of 5 or 6 lbs. in the ream may be caused by this thick stuff before the water can equalise it. Several devices have been tried in order to do away with this as much as possible. One of these consists in placing a metal float in a small box through which the stuff is led after it leaves the stuff-cock.

The float is connected with a water-cock in such a

way that when it rises, owing to the thickening of the stuff, the water is turned on, and continues to run until the pulp has been reduced by it to the usual thickness, when the float sinks down and closes the cock.

In some mills a small chest capable of holding about 100 lbs. of pulp, and fitted with an agitator, is used as a stuff-cock box, but with no great advantage; and when working out, the difference in pressure as the level of the stuff becomes lowered causes light weight, in spite of the attention of the machine-man in gradually putting up the stuff-cock.

The best plan, though not always the most convenient, is to place a chest, capable of holding the contents of the beater when diluted with water to the usual consistency, in such a position that it can empty into either of the machine chests. When the pulp and water have been thoroughly mixed, it can thus be allowed to flow into whichever chest it is desired to fill, and being always of the same thickness, the weight is not disturbed.

When no such plan is adopted, the chests should be connected by a pipe fitted with a valve, so that either can be shut off when working out or changing, and the engines should be emptied into the chest, the cock of which is shut, and which communicates with the one out of which the pump is drawing the supply of stuff for the machine by means of the connection pipe. In this way the thick stuff has time to become

more diluted before it finds its way through the connecting pipe to the chest supplying the machine.

If the chests are of iron, the inside should be covered with a coating of cement or some other non-corrosive substance. Chests coated in this way will keep clean longer, and when dirty be much easier washed, than if they were not coated. If the agitators revolve too slowly, a great deal of trouble will arise from bad weight, especially when making thick papers carrying a large percentage of loading.

Agitators that revolve too quickly are, however, very apt to churn grass stuff into soft knots, which are with difficulty broken up by the strainer. A good speed for all round work is six or seven revolutions in the minute. When the stock used consists of rags, the speed may be quickened to eight or nine revolutions without doing any injury.

It is most essential that the stuff pump be capable of pumping sufficient stuff to give a good overflow when the machine is working at its full breadth and speed, as a poor stuff pump is a great hindrance to the turning out of a good weight. To ensure that an ordinary pump will work easily, without any undue straining or jarring, the pipe from the chests should not be less than four inches in diameter.

A new form of stuff pump, which has lately been introduced, works without the rubbers, which are such a nuisance in the older forms. The bottom ball works into the pipe, while the top one works into a cavity in

the barrel, and against an iron saucer fitted to the top of the cover. The balls may be of metal; but if so, they are apt to check the stuff and cause white chips to appear when making blue papers, so that rubber ones give most satisfaction.

When the felts used to cover the sand-trap are nailed down, they should be carried up the sides also, so that no stuff may get in below, otherwise the stuff and dirt which will accumulate underneath will come away at times and cause much broke. If they are simply held down by leads, which is the better plan, a spare set should always be kept, so that they may be washed thoroughly and be ready to put down when the trap is washed out.

It seems to be a fixed idea with the majority of paper-makers that, in order to get clean paper with a revolving strainer, it must be worked with the plates covered. It is very doubtful, however, if much or even any advantage is gained by this method of working, as the strain on the bellows is much harder, and, the suction being stronger, the dirt is more liable to be drawn through the slits than would be the case if the strainer were drawing a little air and thus working more easily.

It is often remarked, in recommending this or that special style of strainer, that it can take through a larger amount of stuff in the hour than any other. Those who talk in this way seem to forget that the first requirement in a strainer is to keep back dirt,

and not merely to force through a large amount of stuff. A strainer which takes through a more than usually large amount of stuff in an hour will be almost certain to draw through a more than proportionally large amount of dirt, especially if the increased power be due to extra suction.

It cannot escape notice that, when the flat strainers, which work by suction, fill up and get no air, a much larger amount of dirt will come through than when they are drawing air. The better plan would seem to be to work two strainers at an easy suction, rather than force dirt and stuff through one by shutting out the air and taxing the bellows to the uttermost.

For straining fine stuff the plates should be of as narrow a cut as will take through the stuff without undue strain. The better qualities of writing papers are, as a rule, made from very fine stuff, and, consequently, will work easily through $2\frac{1}{2}$ or 3 cut plates, but for banks and loans cut 4 or $4\frac{1}{2}$ is necessary, while the long stuff prepared for cartridge papers should be strained through cut 5 or $5\frac{1}{2}$.

It is a mistake to work fine cut plates for long stuff, as the rubbing necessary carries more dirt and knots into the sheet than would get through if wider plates were used. Whatever may be the width of the plates, the greatest care should always be paid to having them fit properly down on the frame. If the plates fit badly, dirt and knots will get through in spite of all the care

given to the choice of the width of the cut, and the same applies to badly-fitting bolts.

It often happens that when the original bolts become used up or lost the new ones supplied are a little longer, and do not fit up to the head; or they may be a little smaller, through the holes having become worn and apt to become slack with the working of the bellows, especially if the plates be worked covered. If the bolts are too long the head will exert no pressure on the plate to keep it down on the frame, and, consequently, the stuff which works down the thread of the bolt will find its way under the plate and into the paper unstrained, and in all likelihood it will have become rolled into a small, hard knot in its passage down the thread. The same thing will occur if any of the bolts work slack, or if the plates do not fit close up to the frame.

The knots which are caused by these defects are easily recognisable, as they are hard and rounded, and, unlike the knots which are in the stuff, they are raised up on the surface of the sheet. When the packing of the strainer ends has become worn, the knots made by the working of the stuff between the vat and the journal of the strainer are not so round, but more feathery shaped.

It sometimes happens that long grass stuff becomes churned into soft knots in the chests, and these, especially if the plates are worn wide, are very liable to pass through the slits unbroken and appear in the

sheet. If such stuff, instead of being run straight from the stuff cock into the sand trap, is led into the box which receives the water from the save-all, and drawn with the water through the pumps, a very large proportion of the knots will be broken up by contact with the sides of the pumps and pressure in passing the rubbers.

If this arrangement is not a suitable one, another plan is to blow a jet of steam against the stuff in its passage to the strainer. This should never be done if it can possibly be dispensed with, as the steam heats the stuff and renders it very free, and, in addition, takes much of the firmness and rattle from the finished paper.

If as much as possible of the backwater be run off, and spring water used to make up what is needed, the weakening action will be much lessened, as the cold water will counteract the heating which is the cause of the softening. Even when the amount of steam used is small, the backwater soon becomes heated by coming into contact with it so often.

Though the small strainer often used as a breast-box does catch strings and blotches, yet if it runs more than twelve hours without cleaning, the blotches which will break away from it will cause a considerable amount of broke.

This is especially the case when calenders are attached to the machine, as the blotches adhere to the rolls, and, in addition to the broke thus made, a

great deal of extra labour is entailed in keeping them clean. A box small enough to secure a sufficient agitation by the rush of the stuff, and at the same time give a steady head of stuff behind the slice, will be found most suitable and will take up less space. For a machine on which there is much changing, and, indeed, for any machine, Holloway's patent deckles and knees are the best.

With the older forms, even though the change may be merely an inch or two, the tacks have to be taken out and the apron rolled up when putting in the deckles, and *vice versâ* when drawing out. On thick papers a great deal of trouble is often caused by the small knots or rolls of stuff which are formed when the apron refuses to lie properly. These rolls are often carried in by the action of the shake, and with difficulty removed with the cutting.

These older forms have this advantage, that when making blues there is no white streak on the edge, such as is caused when the stuff works under the leather of the patent knees. When the amount of broke made when changing from a narrow to a broad deckle, or *vice versâ*, is taken into account, the gain in cutting on blue papers seems somewhat insignificant.

Should the apron have been rolled up for any length of time it often refuses to lie flat; a hand-bowl or two of hot water will soften it, and make it lie quite evenly on to the wire. A thick strip of felt soaked in water

should always be laid along the edge when it has to stand dry for any length of time. The movable knees should be kept up an inch or so, that the apron may lie close into the deckle strap, and so make a good edge.

By pressing down the knee against the strap it can be pushed out a little, and thus a little more cutting room may be gained. To make a good edge with the patent knees, the rubber pads must be fitted so as to come close up to the leather, and lie down on the apron in such a way as to prevent any stuff leaking out.

The apron should extend just as far under the deckle pulley as is possible without coming in contact with the strap, should it have to be lowered a little with the deckle frame through the leather having become worn. The leather should fit easily, so that it may rise and fall with the motion of the tube-roll, and yet keep close enough down to prevent stuff getting under it, while not pressing so hard as to cause knots.

In order to keep them working in this smooth way they should be taken out, and slides cleaned and rubbed with a little oil whenever the knees are off. Care must, however, be taken that all the surplus oil is washed off, otherwise it may get on the strap, and cause it to grip the pulleys hard, through preventing it from carrying enough water to make it slide over them easily.

The level of stuff behind the slice must not be too high, or it will lap over the strap, and, working between the leather and strap, cause small knots to pass down on the edge. While the apron should lie slightly up to the wire, it must not be raised too much, or the depth of stuff as it leaves the breast-box will be apt to cause currents that will spoil the spread. Neglect of this, trivial as it appears, is often the reason why on some machines the spread gives so much more trouble than on others. The movable slice, by which the spread is regulated, must be worked to suit the different natures of the stuff. When the stuff is fine and carrying the water well, the slice should be kept well down, and this is especially necessary when making wove papers. To make a nice close wove sheet, the stuff must be prepared very fine and not soft. No more water should be worked than is necessary to close the sheet, and just sufficient shake to felt it evenly, while the first pump should be well closed.

The effect of such working is especially noticeable on blue and yellow woves, as keeping the pump shut as much as possible, and working the water smoothly up with a gentle shake, has the effect of closing a blue sheet very nicely without drawing the colour from the underside; while the yellow has a clear close look, without the crushed appearance so often seen when much water is worked.

For such papers in the ordinary weights the speed

should not exceed 70 to 75 feet a minute. When making laid more water will have to be put on, the slices raised a turn or so, the shake put up, and the pump opened. If the slice is not raised when much more water is put on, the depth of stuff behind it causes such a rush that the stuff is carried a good way towards the pump before it comes under the influence of the shake, and as the shake is most powerful just at the slices, it can less afford to be lost. If the laid dandy begins to "lift," there is too much water in front of it, and to cure it the pump must be opened, and more water and shake put on, if necessary, to close the sheet.

Bringing up the water by means of the shake, and opening the pump a little, will generally have the effect of curing it. When the stuff is free it rushes out from beneath the slices very violently, and does not settle down quickly. Before settling down, such stuff rolls over on itself, just like a wave, after it has passed the slices, and the more free it becomes the farther will it travel before turning over and settling down.

A careful look at very free stuff on the wire will show that, even when close to the pump, the finest of the fibres are still in a state of agitation. In addition to causing a rush, the slices when worked very low down catch the ultimate fibres, and, turning them on end, cause the sheet to have a broken unfelted appearance. This is more noticeable when

working long stuff, and is the cause of the wavy, streaked appearance of thick coloured sheets. The thicker the sheet, the more shake is required to felt it, and when making thick cartridge or envelope papers, for which the stuff has been kept long, the slices will also have to be raised, so that enough water may be worked to assist in closing the long fibres.

When long stuff is free, it will not stand much shaking, as the edges are apt to be thinned, owing to the ease with which the stuff is lashed back by coming in contact with the deckle straps. To remedy this the shake should be put back, more water put on, and the slices raised.

It is sometimes necessary, owing to the bad construction of the breast-box or apron-board, to stick pieces of paper on the slices, so as to check the rush at some places, before an equal spread can be obtained. This has the same effect on the portion of the sheet which comes under it as having the slices too low.

It often happens, that after working out or being shut down for some time, the stuff, from being milled so long, will be too soft. Such stuff is the most difficult of all to work, as it lies so dead on the wire that it requires water and an energetic shake to spread it, while it parts with the water so badly that it is seldom enough can be put on to make a good sheet.

When stuff is both fine and soft, the paper will have a crushed appearance, especially if working a wove dandy, and will be very likely to stick to the press-roll. In such a case the shake should be put back as much as possible, consistent with closing the sheet, the first pump opened under the same restrictions, and the air-cock on the second pump-box shut, so as to suck the paper as dry as possible.

The guard-board should be put down, so as to prevent the passage of any water, and the weights on the couch-roll increased. This has the effect of drying the paper still further, and making it less likely to adhere to the press-roll. The press-roll should be put down as lightly as possible, and the wet felt tightened up so as to open the warp, and allow the water to be pressed out more readily.

Pouring a little turpentine on the coucher or press-roll has the effect of taking away such greasiness for a minute or two, and enabling the web to be taken off the press-roll without any difficulty. When once down, and under the tension of the draw to the second press, or cylinder, the liability to stick again is not so great, so that by the use of a little of this grease-destroying agent much broke may be saved.

Considerable difference of opinion exists among paper-makers as to which is the most suitable length for the machine wire. The writer has had experience in making paper with 32 feet, 38 feet, 40 feet, and

45 feet wires, and, from a careful study of the behaviour of the different kinds of stuff on each, is of the opinion that for making the best qualities, where look is of the first importance, the best results will be obtained from a 38 to 40 feet wire.

To get a passable sheet on a 45 or 50 ft. wire the stuff must be very free, otherwise it will be so inert before it reaches the dandy that the papers will have a dull, crushed look, especially when making woves. When the stuff is free enough to counteract this deadness, the number of tube-rolls in contact with the wire take away so much of the water that it is often difficult to obtain a clear impression with the dandy, though more water be put on.

The water, leaving the paper thus, can be much reduced in quantity if a number of the tube-rolls are lowered out of contact. In this way the advantage of a longer time under the influence of the shake is gained, while the amount of water leaving the stuff can be regulated by putting up or letting down the tube-rolls. It should also be borne in mind that the greater the amount of backwater, the less likely is the paper to be sized and loaded up to the expectations formed, from the amount of these materials added in the engine.

The speed at which the machine is to be driven, and the nature of the stock to be worked, must always be taken into consideration in regard to the length of wire to be put in. For the proper working

of soft greasy stuff at a quick speed, a 50 ft. wire will be an advantage, in giving more time to get the water taken out; while for fine stuff, not too soft, worked at a moderate speed, a wire 40 ft. in length will be best suited. The speed must also determine the amount of pitch to be given to the wire.

A 40 ft. wire, travelling up to 100 ft. a minute, will require a pitch of about $\frac{3}{4}$ of an inch from the breast roll to the first guide-roll, while if driven at a speed of 200 ft. a minute a $1\frac{1}{4}$ inch pitch will be necessary. It is the custom with some engineers to put in very heavy breast-rolls, though for what purpose it is difficult to see.

In addition to the inconvenience of handling a heavy breast-roll, when putting on a wire, the strain on the wire to keep it turning is very great, and tends to wear it out much sooner. A light roll would answer the purpose equally well, and offer much less resistance to the wire when running, as well as being much easier to shake.

The manner in which the shake is given and the length of the stroke have a great deal to do with the spread and look of the sheet. If the stroke is too long the stuff will be washed back from the deckle strap, thinning the edges, and causing a white mark, similar to that caused by a ridge, to appear about 3 inches from the edge on each side.

Should the brasses which support the shake bars become worn, or the pins which connect the bars with

the frame be too thin, the double shake, caused by the play of the brasses or pins, will counteract the original shake, and, instead of the smooth push and pull, a jerky disconnected motion, which will be sure to thin the edges, will be given.

The end of the save-all should not come quite up to the breast-roll, but should be so placed as to ensure that no stuff may become jammed between it and the roll. When too close, any stuff which may pass round the roll will, instead of passing on to the felt-covered guard-stick and being washed away by the water, lie against it and the roll until it becomes hard, when it will act as a serious drag on it when turning. A strong flow of water should always be kept on the guard-stick, which, while being close enough to catch the stuff, should not press too hard on the roll.

Machines which work strong greasy stuff are sometimes fitted with three pump boxes, so that no difficulty may be experienced in taking out the water. The majority, however, have only two, and when the stuff is greasy a great deal of trouble and broke is often caused by the water flooding over the boxes and "worming" in front of the coucher.

This is more liable to happen when the bars on the pump-box are faced with mahogany than if vulcanite, brass, or glass has been used to face them. Mahogany-faced boxes, though less hard on the wire, are very apt to vibrate when drawing hard, and this prevents

the air-cock from being shut as much as is needful to enable the pumps to draw the water out.

A strip of vulcanite inserted between two layers of mahogany along the ends and sides of the pump box does away with the vibration to a great extent, but it must be fitted very closely, otherwise it will draw air.

By working a jacket on the under couch-roll the paper will be less rough on the underside than if it is worked bare, and it will also bulk better. Being less dry, however, the paper is much more apt to stick to the press-roll.

Another objection, and perhaps the most serious of all, is that the small particles of sand or grit, liable to get into the cover, ridge and score the wire very badly, and if the wire is run bare for any time it is very bad for running into a crease. It will be noticed that when a wire, after running some time, becomes slack on either of the edges, it is generally the backside if the water for the wash-roll enters at the foreside, and *vice versâ* if it enters from the back.

The reason of this is that the small holes in the water pipe are apt to become choked up at the end farthest from the inflow, and the wire, owing to being much more dry, is strained in its passage over the rolls. Apart from this, a good strong shower should always be kept on the wash-roll, in order that any free acid left in the pulp and liable to become deposited in the meshes may be washed out.

Attention to this, and also to thoroughly washing the wire when shutting down for any length of time, will keep the meshes clear, lessen the strain of the pumps, and improve the appearance of the sheet, in addition to prolonging the life of the wire.

When making soft sized papers, the froth is usually much more troublesome than when alum has been added to the pulp. This froth often comes away with the stuff from under the slices, and makes "worms." To cure this, the slices must either be lowered a little or more water put on, so that the level behind the slices may be raised and prevent the froth escaping.

Care must be taken not to lower them too much, or the rush of stuff underneath will cause the carbonic acid, always more or less liable to be present in the water used in the beaters, to escape, and in doing so to cause "bells," which, when broken by the dandy, leave a mark on the surface of the paper. This frothing and belling is always worse when steam is used to clear knots in the pulp, and should any of the bleaching solution used in the engine remain undecomposed, the heat will have the effect of liberating the carbonic acid, which is the cause of the froth.

Sometimes, even when the slices are kept clear of froth, small bubbles will escape on the edge and come down the wire with the deckle strap. These bubbles are often the unsuspected cause of worming at the dandy, especially should the edge be a little thickened and the pump-box end not full out. Under

these conditions they are not broken by the suction of the pump, and passing along the front of the dandy cause the worms to come away.

If drawing out the deckle strap a little and also the end of the pump does not cure the trouble, a piece of soft paper should be folded so as to fit in behind the slices close to the knee and along it a little, so as to prevent the bubbles escaping along the edge of the strap.

The bells which gather on the edge of a laid dandy can be kept away by rubbing a little oil on the dandy just off from the edge of the paper, or, better still, by moistening the cloth used to keep away spots just over the edge with a little sperm oil, which has the same effect.

The trouble with froth is so bad in some mills that patent froth-killers are resorted to in order to keep it down. These concoctions are very often adulterated with resin, which adulteration is sometimes carried to an extent that causes the paper to stick determinedly to the press-roll, and leaves a deposit of resin among the stuff which gathers on the doctor.

When the liability to froth is great, special attention should be given to the water used in the engine, as the carbonic acid expelled from the lime salts contained in hard water is often one of the sources of its origin.

The alum solution should be added when furnishing, and if the water be hard an additional quantity of

alum will require to be put in in order to precipitate the salts contained in it.

The chlorine compounds must be completely neutralised by means of antichlor.

The following recipe is said to make a very efficient froth-killer, the use of which will lead to no bad results in causing the paper to stick to the press-roll:—One-and-a-half gallons of linseed oil, mixed with one gallon of bleach, and a gill and a-half of turpentine.

To keep the dandy free from bells when making laid papers at a quick speed, a gentle puff of steam should be blown through it from a perforated iron pipe, hung down in front of it in such a way that the steam will meet the dandy at a slight angle and be blown clear of the stuff.

For quick driving, the stuff must be quickly prepared in the beater, so that it may not be soft, but settle down quickly and part with the water easily. Though the engines must not be made too stiff to prepare such stuff, there is no reason why they should be filled thinner than usual.

Stuff prepared in an engine filled about the usual consistency, but not heavily, when treated somewhat sharply with the roll at first, and yet not so cut up as to be rendered fine, will felt closely and part with the water easily though made at a quick speed.

When, however, the engines are filled with a larger proportion of water than usual, lightly loaded (with

stuff, not clay, or other so-called "loading" material) and cut up quickly, the stuff produced will undoubtedly be free, and most likely fine, at least the finest of the fibres will be very fine, owing to the ease with which they are got at by the roll, with the result that it will "bell," froth, and stick to the press-roll.

It would seem as if such stuff when once up the press-roll had not enough cohesiveness to stand drawing down, but when once down lacks the power to run up so often as might be expected, from the difficulty experienced in getting it down when it does break; as it will be noticed that with stuff thus prepared there are fewer breaks at the press-roll than is sometimes the case with stuff which leaves the roll much more easily.

It sometimes happens when making wove papers, with the pump well shut, that the drawing power of the pump is hampered owing to the cock being so much closed, and when this is the case the back lash from the pump causes the paper, especially if it be thin, to fold over at the edge in an almost imperceptible crease. This crease may give no sign of its presence until the last set of cylinders, or calenders, are reached, but it is almost certain to cause a break there. A little more water, or shake, and the pump box opened a little, will make this disappear entirely.

Another very frequent source of cracks and breaks between the cylinders and calenders is having the wire too slack. When the wire is too slack it is apt to

crease the paper when passing under the couch-roll, but in such a way that it is scarcely noticeable, unless the machine-man knows where to look for it.

This is most liable to happen when making thick paper with a narrow deckle; and the first thing the machine-man should do, when he is at a loss to account for breaking on such papers, is to hold a light under the web, between the under-coucher and the wet-felt roll, so that he may make sure if the creases are there. If the wire is causing them, they will seem like a small black streak running a little way in from the edge. Tightening up the wire a few turns, and putting more weight on the coucher, will have the effect of curing them.

When the coucher cover becomes worn on the edges much trouble and worry are often caused by the paper, instead of couching properly, adhering to the jacket, and, if not running up the roll altogether, going far enough up to cause the edge to crack and the web to crease going under the press-roll.

This may be greatly helped by easing the weights on the coucher and raising the guard-board a little. The guard-board must not be lifted much, just enough to keep the cover moistened with water, so that the suction on the paper may be lessened. Slackening the wire draw will also help it, by allowing the web to go farther down the wire, and thus the risk of its adhering to the coucher is not so great. By fixing a small jet of water so that it will play on the edge

of the coucher, which comes in contact with the paper just before it passes under the guard-board, the edge can be kept much cleaner, which also lessens the liability of the web to adhere to it.

Dandy rolls are usually made half an inch less in circumference and three-quarters of an inch more in breadth between each name, to ensure that the sheet will cut to the size after the shrinkage and expansion caused when the paper is in contact with the hot cylinders and on the driers. Sometimes dandy rolls are wanted to cut above their given size, as when, for instance, a sheet 17×27 in. is to be made with the foolscap roll which cuts $13\frac{1}{4} \times 16\frac{1}{2}$ in. In order to bring the name up to the size it will have to be stretched half an inch.

With long stuff, which stretches easily, this is, under ordinary circumstances, a matter of no great difficulty; but when fine stuff is being worked it is sometimes quite impossible to obtain the size without unduly stretching the sheet. The first thing to be done in order to bring up the size, in such a case, is to hang the dandy as much as possible, and so make it revolve more slowly; then the cloth should be let down on the roll, as much as can be risked without retarding it in such a way as to cause it to streak the paper.

The wire should be slowered so as to tighten the web between the under-coucher and the wet-felt. The second press should be driven a little harder by taking off a piece of the packing from the driven pulley, or,

if there be none on, by putting a small piece on the driver, and the draw from the second press to the cylinders tightened up in the same manner.

It is better always to take off than put on packing, unless the belts are very slack and inclined to slip, as in this way there is less chance of the packing accumulating and stretching the belts, besides causing the draws to work with an irregular jerky motion, which is very likely to crack the web at some time when they are tighter than usual. Even when the size is up to the measurement, without any undue straining of the web, the distance between the names must be measured frequently, especially if the nature of the stuff is being altered.

A fine engine will draw in the sheet as much as one-eighth, and sometimes three-sixteenths, of an inch, while longer stuff will cause it to expand in the same proportion. Not infrequently, when working a broad deckle, the distance between the middle names, measuring across the wire, will be found to be less than that between those in the side sheets, though the usual three-quarters of an inch has been allowed when putting the names on the dandy.

This is especially liable to occur on a broad machine, and is due to the couch-roll and press-roll yielding in the middle when put down hard at the edges. The middle sheets are thus damper when they come in contact with the hot cylinders, and the suddenness of the reaction makes them shrink more than the side

sheets, which are much drier and less affected by the heat. The patent anti-deflection press-rolls, with which some of the most recently built machines are fitted, are said to completely prevent this unequal pressure.

Dandies for loft-dried papers should have one-eighth more than the usual three-quarters of an inch allowed between the names, owing to the shrinkage while hanging in the drying loft. Dandies for grass papers should not have more than half to five-eighths of an inch allowed, as grass shrinks less than rags.

When setting a lined dandy it must be placed perfectly parallel, so that the lines come exactly on the top of each other when the sheets are folded. To ensure that it is parallel it should be measured, after having been placed in the brackets, either from the couch-roll or the deckle straps on each side. The simplest way in which to determine whether a named laid dandy is placed so as to have the names equidistant from the edges is to count the number of bars from the centre of each name to the deckle edge on each side.

The same holds good when the water-mark consists of a name and a device on each sheet. Should the name extend over an odd number of spaces, such as five or seven, while the device occupies an even number, such as four, the space between the middle bar of the name will require to be taken as the centre, while the centre of the device will consist of the middle bar,

When setting a named wove dandy, the water-marks on which are placed as on a laid roll, namely, across instead of round the roll, as is usual with the wove dandy, the breadth of the names will have to be measured, and, from the points thus fixed as centres, the breadth outwards to the deckle edge on each side made to agree. Named wove dandies on which the water-marks are placed round, instead of across, should be measured in the same way.

When the names are placed so that one side of the sheet will be blank, while the water-mark occupies the other, a piece of the web, the full breadth, should be taken off whenever the paper has reached the reel, and after allowing for pairing it should be marked off with a pencil, according to the size of the sheet.

When this has been done it should be again divided into half or quarter sheets, and then a glance at the sheet held against the light will show if the names are right, and if not, in what direction they will require to be altered. A few years ago Brown's patent laid dandy, which possesses several advantages over the ordinary laid roll, was introduced.

This dandy may be described as a wove roll round which the laid lines are fixed, while the bars, instead of running round, as is the case with the ordinary form, are placed along its length. One advantage in using this roll is that on 60-in. machines large and medium post can be made three times $16\frac{1}{2}$ in. and

17½ in. respectively, instead of twice 20¾ in. and 22½ in., as is the case with the common laid roll.

When large orders of these sizes are made a considerable increase in the output can thus be effected. It is well known that less colour is required to give the same shade on wove papers than on laid, the reason being that the close pressure of the wove dandy brings the finest of the fibres to the surface; and thus, by making the surface smoother and more compact, the colour is much better brought out. Owing to the close wove cover underlying the laid lines on Brown's dandy, the same even pressure is given to the surface, with the result that less colour is necessary, and in addition the sheet is much clearer.

In the making of high-coloured papers, for which 20 or 30 lbs. of expensive colouring matters require to be used, this saving is not to be underrated. Though a large amount of water is used with it, it will not "lift"; at least the tendency is so small that it may be said not to exist, as it is only when there is an excessive amount of water before it that it shows any signs of lifting.

Another great advantage is that it does not "bell" when driving hard. It has, however, one very serious drawback by reason of which its adoption has been much restricted. Owing to its weight, as at present made, the laid lines are very liable to leave their impression on the under side, making it rough.

In order to avoid this, it must be hung on the

brackets as much as possible, and a large amount of water brought forward. If, instead of the ordinary form of wove roll, the improved skeleton form were used to support the laid lines, the roll when finished would be much lighter, and thus the danger of the impression showing on the underside would be much lessened.

To prevent "blowing," the felt-roll immediately in front of the press-roll should be raised a few inches above the level of the under press-roll. When making thin papers, the resistance of the air between the web and the felt often causes blowing, even when the draw between the wire and the felt is as tight as it can be run without cracking the edges. In such a case the press-roll must be put hard down, the wet felt tightened up, so that the warp may be opened out and allow the air to escape and the seam kept square.

When the seam of the felt is off the square the warp lies at the same angle as the seam, and thus by closing the pores retards the escape of the air. A very simple and effectual remedy is to run the paper over a small tube-roll, placed just in front of the press-roll about an inch above the wet-felt. If the edges are uneven the frayed stuff adheres to this roll, and has to be taken off frequently, or it will crack and stretch the edge of the web.

Another plan is to run a small felt-covered tube-roll on the top of the paper as it passes on to the first felt-roll; but when making named papers the name is

liable to become stretched unequally owing to the irregular speed of this roll. By placing a small pump-box, connected with the vacuum pumps, under the wet-felt close up to the under press-roll, the suction of the pumps will draw all the air through the felt, and thus completely cure blowing. Putting on the felt with the pile lying the wrong way will also tend to keep it away, owing to the pores being kept more open, thus allowing the air to escape more readily.

When running a broad deckle the wet-felt should be kept tight, as in this way the edges are opened and allow the water to be better pressed out, and thus there is less danger of the web sticking to the press-roll. To square the seam either of wet or dry felts, the side that is first must be tightened up. The same rule applies to the wire, and in each case care must be taken to check the run, as both wires and felts will incline to run from the side which has been tightened up.

There is great diversity of opinion among machine-men as to which side a dry-felt will run to when tightened up. Some hold that it will run to the slack side; others that it will run to the tight side. The direction in which a dry-felt will run depends on which side of the cylinder it has been tightened up.

To take the instance of a single cylinder felt supported, say, on five rolls. Should the top roll be tightened up at one side the felt will invariably run to the other, and if the seam was straight before tightening it will forge ahead at the slack side.

Suppose that the foreside top roll has been tightened up in order to square the seam, which has gone so much ahead in front as to threaten to run the felt into a crease, and that the felt is travelling back so quickly as to be in danger of turning over and bursting at the backside edge, though the guide-roll has been changed as much as possible to bring it forward, raising the backside top roll would set it forward again, but would not put away the crease, which is the greatest trouble.

If, however, the foreside roll, round which the felt turns as it leaves the cylinder to go up over the top roll, be lowered about a quarter of an inch or more if need be, the seam will at once begin to come square, and the felt will come forward, thus running to the tight side.

Should the roll round which the felt runs to come in contact with the cylinder be lowered, the felt will run to the backside, thus proving that a dry-felt will run to the tight side when tightened at the side at which it leaves the cylinder, and to the slack side when tightened at the side at which it comes in contact with it.

The seam should always be squared up after starting, and carefully watched so that it may not run ahead at either side; otherwise the felt will become unequally stretched, and give much trouble by moving about when it gets old and worn out.

The rubbers with which most press-rolls are now fitted are a great boon in saving the felt from being

cut, should any hard substance pass between the rolls when the press is firm down. No oil should ever be poured down the screw, as it would tend to rot the rubber; and besides, there is no need for doing so, as the oil on the bottom side is quite sufficient to keep it working smoothly, as from time to time it passes through the nut which works against the rubber when the roll is raised for turning or putting on a wet-felt.

When couching and pressing lightly it sometimes happens that the pile on the wet-felt becomes clogged up with the soft stuff, and the paper adhering to it until just under the second press goes up in a crease. A narrow piece of wood—a long foot-rule by preference—placed between the paper and the felt just as it leaves the press-roll, will, by separating the paper from the felt, prevent the creasing caused in this way. The foot-rule should be fixed on to the frame in such a way as to be clear of the felt, otherwise it will gather wet stuff which, passing round on the felt, may cause a break at the press-roll.

It is the practice in some mills to press very lightly with the first press and keep the second press hard down, the idea being to have as little felt marking on the underside as possible, and also by taking out the wire mark with the pressure applied to the underside, to improve the surface.

With this method of working the second press felts have to be frequently changed, owing to the passage of so much water pressed from the paper clogging

them quickly. A dirty second press felt is one of the most frequent causes of the unevenness in drying, termed "cockling," as the paper in contact with the dirty part of the felt is much more damp when it comes in contact with the cylinders, and thus is liable to become blistered from the suddenness of the drying.

Keeping the dry-felts tight has the effect of preventing cockling by pressing the paper more uniformly against the cylinders. Whether there be any special need to have the paper flat or not, the drying should always be conducted gradually, the heat of the cylinders gradually increasing as the paper nears the dry end. With thin papers, especially those made from strong linen rags, the press must be put hard down, and the heat of the cylinders so regulated as to leave the paper slightly damp when it comes in contact with the last two or three, which should only be sufficiently hot to dry without causing any sudden contraction of the web.

Unless the seam of the second press felt be perfectly square it is very liable to crease; if it should do so the side which is last should be lowered down, as by doing so the creasing is counteracted more quickly than by tightening the side which has run ahead. When passing the second press the draw from the first press to the cylinders must be slackened, and to do so double the amount of packing that would be necessary to slacken the same strain from the second press to the cylinders will be required.

The same rule holds good when passing the smoothing rolls, and of course double the amount has to be taken off when putting the paper through again. Though, as a rule, when changing from thick to thin papers the draws will require to be tightened up, very little packing will be necessary should the speed be much faster than that at which the thicker paper was made. This is due to the increased momentum given to the pulleys owing to the quickened speed.

When making thick paper at a speed of about 18 ft. per minute, the belts will require to be very tight, or they will slip, owing to the strain of driving, unaided by the momentum which a higher speed will give. It sometimes happens that when driving at a slow speed the wire will run to one side, and refuse to respond to the guide. Should this threaten to damage the wire, the speed should be quickened up, as by so doing the wire will answer the guide much better.

If the machine be fitted with the improved cone driving, quickening the speed is a very simple matter; but should the difference thus made be insufficient, as much as 20 ft. more per minute can be obtained by tightening up the thumb-screw attached to the governor of the engine.

This increase of the speed generally has the effect of bringing the wire back, but should it prove ineffectual the only plan left is to shut down, and, having taken off the couch-roll and slackened the wire a little, to draw it back into its right position.

It is assumed that everything has been already done, so far as altering and tightening the wire at the side to which it is running can be made to effect any change in its course. When making webs, such as those for use in the Morse telegraph machine, difficulty is often experienced in getting them to bulk equally. This unequal bulk may be caused by a want of uniformity in the spread on the wire, or a difference in the pressure of the couch or press-rolls. Badly ground calender rolls will also cause inequality both of surface and of bulk.

In this connection it should be remembered that, when paper is passing through the calender rolls, the drier it leaves the press-roll the better will it bulk. Should the pressure on the rolls be very light, or should the paper be finished rough, the less pressure put on the press-roll the bulk will be better.

Each machine has, owing to differences in fitting up or other causes which exert an influence on the pressure given to the paper, its own peculiarities. Sometimes a softness on the edge may be filled up by hanging or putting down the second press-roll, according as the paper is being glazed or not. When the stuff is free, and thus spreading and filling up the edges well, the webs will be found to bulk more uniformly.

Should the paper begin to break between the calender rolls from any unaccountable cause, the first thing the machine-man ought to do, after having

satisfied himself that it is not too dry, is to see that none of the draws are too tight, especially the draw from the first to the second press-rolls. Should this draw be too tight, the web will be pulled and stretched at the edges, and though no cracks may be visible, the contraction, and consequent strain, as the paper is dried, will cause the weakened edge to break as the draws become tightened towards the dry end.

Should the draws be all right and the breaking continue, the edges should be closely watched for a turn of the wire, to see that no dirt has become fixed in the meshes, and by hindering the passage of the water and the suction of the pumps is causing a weak spot near the edge of the web. A dirty or raised seam will cause breaking both at the press-roll and the calenders. A little vitriol poured on the dirty part will generally clean it; but should the dirt still remain, blowing it with a jet of steam will take it out.

Not unfrequently dirty spots, more than usually difficult to get rid of, will be noticed in the wire after the mechanics or joiners have been fitting up new boxes about the machine. These are generally caused by small pieces of white lead, which have been left lying about the boxes, coming away with the stuff and being pressed into the meshes by the couch-roll.

When the trouble is caused by a raised seam, the "stent"-roll should be put down a few turns. The wet-felt should next be examined, to see that no dried stuff or other hard substance has adhered to it near

the edge of the web. Should any such hard material be coming between the paper and the felt as it passes under the press-roll, cracks, only perceptible as small dark marks, will be made. If this is the cause of breaking, the marks will be noticed by examining the end of the web just where it has been severed.

Breaking at the calenders may also be caused through having the draws too slack, thus causing the paper to fold over at the edge when entering the press-rolls. Should the cylinder draws be too slack, especially near the wet end, the felts, if they are tight, will take up the slack, and in doing so cause very minute folds on the edge, which, through being damp when calendered, will make a weak spot on the edge of the web.

When making thin papers at a quick speed, the press-roll should be kept well down, while the steam on the first cylinders should be regulated so as to dry very gradually. By keeping the press-roll firmly down, the paper is made more dry, and thus more easily handled when leading it over the machine.

When starting very heavy papers, at a slow speed, the small plug just behind the apron-board should be drawn out, so that the flooding, so liable when starting such papers, may be prevented. Sometimes it is necessary to change from one revolving strainer to another without shutting, and the strainer to be started is generally furnished from the chest by means of pails.

If the strainers are in such a position that the flow of the stuff can be made to supply both of the strainers, a much easier and better plan is to put on an inch or so more stuff at the stuff-cock, and when the increase has had time to travel round the sand-trap to the strainers, to allow a little stuff to run into the strainer it is desired to start, at the same time running water into the strainer being worked, to make up for what is passing into the other with the stuff.

While the strainer is filling up, the weight can be regulated by the amount of stuff allowed to flow into it, and a few minutes before it is full the stuff-cock should be put back to where it was before, that is, if no change is to be made in the weight. When full, all that is required is to open the sluice connecting it with the wire, at the same time shutting off the strainer that has been in use.

If a jog strainer, or "knotter," as it is often called, be worked in connection with the strainer, the cocks will have to be reversed so as to allow the stuff from the strainer just started to pass through, when the other cock has been shut.

Though each machine-man has his own method of working when putting on a wire, the following directions will give an idea of how it should be gone about. Before making any preparations to cut off the old wire, the machine-man should see that all the pins which support the carrying-rolls in their brasses are properly secured, otherwise one or other of the rolls may fall

when the support of the wire is taken from under them.

Having seen that everything is right, the wire should be cut on the edge, in two places, about an inch apart, close to the coucher, and the clutch put in for a second or two until the cut edge appears just on the under coucher. A quick tear will carry the rent right across to the back side, and the bottom side of the wire will fall down.

The clutch should then be put in and struck out again until the wire has been rolled up sufficiently to lie between the under coucher and the wet-felt roll, when the wet-felt should be started, and then the wire clutch put in until all the wire has been wound up by the action of the two rolls. The wire clutch should then be struck out, and also the wet-felt. The engine should then be shut down until ready to start again.

While the machine-man is taking off the slices and folding back the apron, some of the other hands should lift off the couch-roll on to a broad plank placed across the wet-felt frame just in front of the press-roll, care being taken not to let it come sharply against the small bracket to which the arm for moving the doctor is attached.

The guide-roll should then be lifted out and placed in some place where there will be no danger of its being kicked against or marked in any way. While this is being done the deckle cones may be slacked and then taken out, and after the nuts fixing the deckles

to the frame have been taken off and screwed on to the top end of the screw to avoid being lost, the deckles should be lifted.

Some of the hands should then lower the wash-roll and take out the pump boxes, while others are washing the tube-rolls prior to lifting them out. When taking out the tube-rolls great care must be taken to avoid putting them out of their order, and, if possible, the same one should always take charge of this, so that the risk of confusion may be lessened.

The tube-rolls all out, the save-all should be lifted up against the frame at one side, so as to make the water and china clay or other loading material which has adhered to it run off quickly when washing, before lifting it out. After the save-all and the supports are taken out, the carrying-rolls should be let down, and while the breast-roll is being taken out two of the hands should go for the new wire, so that no time may be taken up waiting for it after everything is ready.

Meanwhile the assistant should see that the pump boxes have been washed, ready for the millwright who is to plane them, that they may be finished in time to be put in after the save-all and tube-rolls have been put in. The new wire having been put carefully on to the under coucher should be unrolled as it is taken up to the breast-roll, which is then put in, care being taken to leave out none of the keys which may have been fixed between the breast-roll brasses and the bracket.

The brasses need not be tightened up until the coucher has been put on and the wire ready to be squared off. The supports for the save-all having been put in, the save-all is placed in position, and then the tube-rolls, one by one, placed in the brasses. If care has been exercised in lifting them out in their proper order, the numbers on the frame and those on the rolls should correspond without any changing and replacing.

Care should also be taken to turn all the brasses with the same sides to the front, so that the wire will lie perfectly square. The pump boxes should next be put in and the wash-roll lifted into its place, then the carrying-rolls and guide-roll placed in position, and the wire turned round by the hand, and any dirt that may have become attached to it washed off with the water jet.

This done, the stent-roll should be held, supported by one at each side, while the coucher is put on, and while the machine-man is getting the apron folded down the deckles should be lowered, and then the knees and slices fixed on. The deckle cones are then lifted into their place, the strap having been put on the outside of the supports so as to be right when they are in.

Meanwhile the breast-roll brasses should be tightened up, the wire squared off, and the stent-roll put down with little more than its own weight. The breast-roll guard stick and the stick which keeps it in position should then be put in, the guide bar put across

and attached to the guide, the wash-roll doctor, and wash-pipe fitted up, and the save-all spout placed in position ready for a start. The water pipe for the breast guard stick should also be put on so that it may not be forgotten, and the breast-roll started dry.

When starting a new wire the wheels of the guide, which are acted on by the stricker attached to the journal of the guide-roll, should be placed in the centre of the small bars on which they slide. When in this position the arm to which they are attached, and also the one which moves on the pivot fixed on the frame, will be parallel to the wire, and thus the danger that the wire may run to the side much lessened.

Should the position of the spades on the guide-bar not allow of this, they should be altered so as to bring the arms parallel. Even when these precautions are taken the wire will sometimes run to the side, and refuse to respond to the action of the guide, thus moving the arms, and the wheels actuated by them, at an angle to the frame.

When checked by the hand the wire may steady itself in this position for some time, but so long as the wheels are so much off the square it cannot be trusted to remain steady, as it is sure eventually to yield to the guide, and when it does so it will travel back, or forward, as the case may be, with such rapidity, owing to the guide-roll being so much turned in the direction to which it is now running, that unless it is immediately checked by the hand it will, in all proba-

bility, run off to the side and become jammed against the frame.

Every machine-man knows the trouble and anxiety occasioned by the uncertainty as to when such a wire may run to the side, to which he knows it must come before it can be trusted to regulate itself. A good plan in such a case is to stop the suction of the pumps, either by shutting the cock or by drawing out the end of the box, as immediately the strain of the suction is removed the wire will answer to the guide and run to the side to which it is checked.

As the machine-man is at hand expecting the "run," no difficulty is experienced in checking it in time to prevent it being damaged. Such a proceeding means a break, but compared with the constant watchfulness and the liability of the wire to be jammed should the run take place before the machine-man can get it checked, that is a very small matter.

Whenever the wire has fairly started to run back, the pump should again be put into action, that the speed with which the wire is travelling may be lessened. The spades on the guide-bar should not be pressed hard against the edges of the wire; but should be clear about a sixteenth of an inch on each side, so as to allow the wire to steady itself without the continual action of the guide, if possible.

Should the seam of the wire be raised up, it very often causes bells to appear all along its length. This is owing to the air passing round the breast-roll

beneath the raised seam, and in its escape from under the apron carrying with it the frothy sizing compounds left in the meshes of the wire by the passage of the backwater.

That it is these frothy matters which cause the bells, and not the presence of the air alone, is readily seen when a shower is placed so as to play on the wire just before it goes up under the breast-roll. Immediately the water is turned on, the bells will disappear, owing to the froth having been washed out of the meshes. The air is still passing round the breast-roll; but owing to the absence of the froth no bells are made when it escapes through the stuff, as the seam passes from under the apron.

Before proceeding to draw on a new coucher jacket, which looks like being tight, the roll should have one or two pailfuls of hot water thrown over it, and then should be thoroughly dried. The heat of the water has the effect of causing the roll, if it be an ordinary wooden one, to shrink, thus making the jacket slide on more easily. When starting a new cover, on fine stuff, which is always most liable to adhere to the pile, as little weight should be worked on the roll as possible, and the guard-board should be put firmly down.

Before starting, one or two handbowls of china clay should be poured on the cover as the roll is running dry, so that the pile may be flattened down, and the cover made more hard, through the closing of the pores by the clay.

When starting the paper no water should be run on the roll, though a handbowl of clay may be poured on for some time, and when it is turned on the pipe should be turned so that the water will run down the front of the guard-board on to the cover, as if the jets play directly on the cover the pile will be raised, and the liability to picking much increased. Should the paper threaten to lift on the roll, a little turpentine or engine size poured on the cover will cause it to go down.

Much trouble is often caused, when making coloured papers, especially blues, with a new couch-cover, as the fine fibres which adhere to the pile cause a white mark to appear on the surface. If the guard-board be passing even a little water, it will cause the cover to pick up the stuff just when it runs on to the web. A number of brushes weighted with lead, in order to keep them steady, placed on the roll just in front of the guard-board, will keep the cover clean and prevent the marks from appearing on the sheet. A little turpentine is a very useful thing to have about the machine, as there is nothing better for cleaning the edges of the couch-roll, and preventing sticking at the press-roll.

When the machine calenders have been "sweating," and are difficult to start, as is often the case on the Monday morning, one or two handbowls of soda lye (soda ash) should be poured over them and allowed to become dry, when they will usually start away all right.

CHAPTER X.

ANIMAL SIZING.—DRYING.

Animal Sizing.—Before the extraction of the gelatine can be proceeded with, the hides or horn piths must first be freed from the lime which has been used to preserve them. This may be satisfactorily accomplished by allowing them to lie covered up with cold water for about twenty-four hours, the water being changed twice. In order to ensure that all the lime has been removed, they may be further washed in revolving wire-covered drums for about half an hour before being put into the heater.

The extraction of the size is usually conducted in copper-lined jacketed heaters, into the bottom of which a wooden frame is fitted so as to allow the size to pass through, while keeping back any slime that would contaminate it. To make this more secure, an openly woven cloth is spread over the wooden frame. After the heater has been filled and the heat brought up to between 165° to 170° Fahr., the charge should stand for 15 to 17 hours before being drawn off.

Just before drawing off the steam should be turned on for a little, so as to make the size run more freely. When all the strong gelatine has been run to the store tanks, the hides should again be treated with water at a temperature of from 180° to 190° Fahr., and allowed to stand as with the first drawing.

The third infusion may be heated to about 200° Fahr., while the fourth, if there be a fourth taken off, may be boiled for an hour or so. The amount of water run in to the heaters for the different infusions must be regulated by the strength of the size required. The size should be run through a flannel cloth laid over a fine wirecloth sieve.

The infusions may be arranged so as to run off a first and fourth together, and a second and third at the same time; but this, too, depends on the strength of size wanted. About 2½ per cent. of white soap should be added to each drawing, and thoroughly mixed before the alum is put in, otherwise the size will curd. The alum added equals about 30 per cent. of the weight of hides or piths infused.

The alum is added with the idea of preserving the size, and the soap in order to prevent the sparkling caused by the alum, and to improve the surface when calendering. As the alum is in excess the soap is decomposed, with the result that the fatty oils thus liberated tend to enable the paper to take on a better finish.

In the bottom of the chests used to hold the size

a lead-covered steam-pipe should be laid, in the form of a coil, so that the size may be heated, and thus made to run more easily before being pumped through the pipes to the sizing tub. If the chests be lead-lined, the inside should be rubbed with lard, so as to prevent the size from adhering to it.

Some sizing tubs are fitted so as to carry the paper immersed in the size until just under the rolls, which remove the excess taken up; but the best results are obtained when the web is raised from the size just after passing under the dipping-roll, and exposed to the air in its passage over the spared frame or the carrying-rolls. When the stuff is free, the tub has to be replenished more often than when it is soft, and though a larger amount of size is taken up, the paper is softer to handle and wets much easier.

This is owing to the mussy nature of the fibres, which from being cut up so quickly in the beater are unable to retain the engine size, and thus, though more absorbent, and more permeated by the gelatine, they lack the firmness to support the size coating in such a way as to produce a grippy paper. This is especially noticeable if steam is being used to clear knots, or render the stuff more workable on the wire.

When working the Marshall beater the sizer rolls are less apt to "peel" than if the stuff is prepared in the ordinary form of beater. This proves that there

is less powdery stuff made in the passage through the perfecting engine than when the stuff is reduced to a fine state by the repeated action of the roll.

If this peeling is caused by the use of steam, as is often the case with grass papers, a little extra starch, added either to the stuff in the chests or put down with the next engine, will help to counteract the softness and make the paper less apt to adhere to the rolls. If this does not cure it, a piece of wood covered with felt should be pressed against the top roll in the same way as the guard-board on the coucher.

When the paper is not run through the second press-rolls, the rough underside will not readily take up the size, and much trouble from streaks on the underside is often caused by this irregular sizing. This can be cured by fixing a narrow piece of wood against the sides of the tub, so that it will be beneath the level of the size near to the dipping-roll. As the web passes between this and the dipping-roll the rubbing against the underside spreads the size equally over it, and the streaking at once disappears.

To prevent the froth made by the dipping-roll from passing round and being carried away on the web, a narrow piece of felt, or even a piece of thick twine, should be tied to the sides of the tub so as to press against the surface of the dipping-roll along its length.

When sizing strong rag papers, or, in fact, any thin papers containing rags, the top roll should never be raised in the least, because when raised the knots and

strings liable to be carried away with such papers are not flattened, and in further raising the roll allow the size to pass through and cause sticking when running on to the drier.

On thick papers made from fine stuff, hanging the top roll a little often saves a great deal of labour in keeping it free from the powdery stuff which is so apt to adhere to it.

For thick or medium weight papers made from hard stock the size should be heated a little, so that it may penetrate it more readily; but for light weights it should be worked with as little heat as possible, as being so thin the paper is soaked more readily, and is liable to become so softened that it will scarcely bear its own weight going over the carrying-rolls.

By heating the size a poorer quality may be used, though this is partly equalised by the increased amount taken up by the paper. When paper is reeled at the sizer and allowed to stand for some time before being dried, it will have a much harder rattle and be better sized.

High-coloured papers are, however, very liable to fade when standing, owing to the action of the alum contained in the size. The edges are also very apt to stick together and tear, through the size having become dry, unless they are washed with hot water once or twice while standing. The drier and cooler the web is when it enters the size the better will the sizing be accomplished.

When not perfectly dry the paper has a soft, mussy feeling after drying, owing to its having taken up less size through being moist when passing through the tub.

Drying.—Notwithstanding the common belief that paper dried more by the action of the fans than by steam heat is the better sized, the reverse is the case. If the steam be checked and the fans driven as hard as possible, the paper, though dry, will not have a hard grippy feel. When as many of the fans as possible are stopped and the steam turned on full, the result will be a strong sized paper with a firm hard rattle.

This would seem to be somewhat at variance with the undoubted fact that loft-dried papers are better sized than similar papers dried on the drier, but it must be borne in mind that the results obtained by exposing paper to the action of dry air for hours cannot be taken as supplying a theory for the treatment of papers dried in scarcely half as many minutes.

In order to obtain the best results on the drier, the fans in the first portion should not be driven too hard, while the steam should be kept up. In the latter portion the speed of the fans should be increased and the steam checked.

When drying thin paper made wholly or in large proportion from linen rags, it is often a matter of great difficulty to get it to run flat. If the drier is driven

at the same speed as the machine with such papers, the "cockling," as it is termed, will be worse.

When thin papers enter the size they are usually very hot and dry, consequently the fibres have become drawn together; but before the web has reached the size-rolls it will have expanded as much as three-quarters of an inch more than it measured when it entered the tub. This expansion takes place with all papers; but owing to the size being worked colder on thin papers the reaction is more sudden, and consequently the liability to expand unequally much greater.

When sizing strong cartridge papers, which are usually finished rough, and therefore wanted as flat as possible, the size should be hot. Running such papers straight on to the drier from the sizer, without reeling, helps to flatten them, and if they are wound against a revolving drum the pressure, as the roll gets larger, also tends to flatten them out. One drawback to running the paper straight on to the drier is that the alum in the size does not get time to penetrate into the pores, and the under side is apt to become covered with glistening specks.

To cure this the size should be made up with a larger quantity of soap, reduced in strength and heated. It is the practice, in some mills, to run the paper over a hollow drum filled with cold water and kept cool by a stream of water running through it. Paper cooled in this way sizes better and runs flatter; but with

particular papers the better plan is to reel them at the machine and allow them to stand till cold before sizing.

When drying such papers the drier should not be driven harder than about sixty feet a minute, while a good heat should be kept up. Even when standing no longer than it takes to change the speeds, paper made and sized at a hundred feet a minute, when dried at sixty feet with the same steam pressure, but with fewer fans running, will hardly be recognised as the same, it will feel so much firmer and be so much better sized.

Paper allowed to stand after sizing is always more difficult to dry, owing to the size having penetrated into the pores, and this is more noticeable on damp, wet nights, when the air about the roof of the drying-house is more moist and less able to absorb the steam.

When drying papers to be finished rough the guiding tapes should be run to the side as soon as the web has fairly started, and only put on again in time to keep the tail from trailing on the wire frame which usually covers the steam pipes used for heating. Formerly it was thought that three or four tapes on top and bottom were necessary, but one from the top and one from beneath are quite sufficient, and there is less risk of marking the paper than when more are used.

In the drying of loft-dried papers the temperature

of the loft must be kept as near that of the ordinary summer atmosphere as possible, and as much advantage as possible should be taken of the atmospheric air, when sufficiently dry, to be admitted to the loft without risk of making the papers mussy after drying.

CHAPTER XI.

GLAZING AND BURNISHING.

WHEN paper is glazed by the calenders attached to the machine, it is usually damped before being put through the calender rolls. Prior to this, however, it has generally passed between what are called the smoothing rolls, which are situated just before the last set of drying cylinders. These usually consist of two rolls heated by steam, though not to the same extent as the calender rolls.

By keeping the paper a little damp as it passes through these smoothing-rolls, and not heating the last cylinders any more than is necessary to prevent damp spots, the surface imparted by the calender-rolls is much improved. When a good surface is wanted the stuff must be kept fine, as long stuff, though taking on a good finish, always rises up in the sheet, causing a roughness, especially on the underside. To quote the remark of a shrewd old paper-maker—"It's just like smoothing sand and smoothing gravel."

Even papers made from long stuff are very liable to lose their surface, owing to this rising of the longer

fibres, unless the pressure in glazing is sufficient to thoroughly close the sheet. The improvement which can be effected on the surface by finer stuff is greater than is usually supposed.

The author knew a machine-man who used regularly to get his beater-man to empty a finer engine as soon as possible after his shift came on, with the result that, when the foreman came round, in about an hour and a half, to inspect the surface, the paper then being made was very much higher in finish than that made just before the outgoing shift had dropped off work.

The form of damper usually employed to moisten the paper before it enters the calenders consists of two hollow copper drums of about 15 or 16 inches diameter, though, of course, they may be of any desired size. These drums are filled with cold water, and kept cold by means of a continuous flow passing through them.

A copper pipe, perforated with numerous very minute holes, is placed along the front of each of the drums, so that the steam which is blown from the holes will condense in the cold drums. The drums are so placed that when the paper is running over them one will come in contact with the top and the other with the under side of the paper. The moisture deposited on the drums by the condensation of the steam is thus carried away on the paper, and helps greatly to improve the surface when subjected to the pressure and heat of the calender-rolls.

Owing, however, to the moisture thus applied being merely on the surface, and not having time to penetrate into the paper, the high finish thus obtained is very liable to go back. A little sperm oil should be poured on the drums just at the edges of the web, so that the water may be prevented from passing on to the calender rolls, and so causing rust on the edges.

Printing papers, on which a very high finish is wanted, are often glazed on the super-calender, after having been given a good machine finish. The contact with the alternating metal and cotton, or paper-covered rolls, has the effect of imparting a velvety feel, unobtainable by the passage through the machine calenders.

A little of an alkaline soap, made by dissolving white soap in caustic lye, is often added to the pulp in the engine, in order to improve the surface.

When paper is damped before glazing on the super-calender, the rolls must be worked at a heat sufficient to dry it. The cooler the paper to be damped is made the greater will be the amount of water absorbed, without causing the rolls to "bag" when winding on the damper, and the more pressure will it bear in passing through the rolls. For this reason both tub-sized and engine-sized papers should be allowed to lie in a cool place for some time before damping.

To obtain a surface which will not be liable readily to go back, the pressure must not be too heavy, nor must the rolls be worked with too much heat. It is

much better for the appearance of the paper to put it through twice than to work heavy pressure, and glaze with one passage only. The amount of pressure which can be applied without unduly crushing the paper depends very much on the stock from which it is made.

Papers largely composed of straw require a good pressure, in order that they may be closed so as to avoid the rising before referred to. This is especially the case when such papers have been damped.

Owing to the hard nature of their ultimate fibres, wood and straw papers are very liable to become wrinkled when damped, and this will be more noticeable if they have been hot when put through the damper. Should papers consisting wholly, or in large proportion, of wood become too dry on the calender rolls, they will be very apt to break, owing to their hard, brittle nature.

In glazing highly-finished paper for magazine and illustrated work, in which the surface and not the appearance is of the first importance, the pressure applied in the super-calender is often such as to cause all the sheave and gritty matters to show up.

In glazing high-coloured papers made from coarse stock which has been kept long in the engine, very heavy pressures are necessary, in order to obtain the degree of finish usually imparted to such papers. Quite a common pressure for that class of papers is about 11 tons on each end of the calender, while some

of the most recently fitted up calenders are supplied with weights equal to 50 tons.

At all times, but especially when glazing tinted papers, the greatest care must be exercised to keep the heat of the rolls as uniform as possible, as carelessness in this respect is very often the unsuspected cause of the appearance of shades. This applies with even greater force to the burnishing calender, as even a slight variation of the heat of the burnishing-roll will cause shades to appear.

A good plan to prevent the overheating of the burnishing-roll is to let both steam and water into it, so that it may be quickly cooled down should the heat become too strong.

In friction glazing, as in super-calendering, the best results can be obtained by working with little or no pressure, and putting the paper through more frequently. To keep the burnisher working smoothly, the wax should be frequently applied, so that it may not dry and crack the paper. Should the paper be too damp when glazing or burnishing, it will be liable to become blackened. This blackening is sometimes attributed to the want of wax on the burnisher, but neglect to put wax on the roll, though a very frequent cause of cracks, will not, under usual conditions of working, be liable to cause it.

The surface imparted to paper glazed in a properly constructed plate calender is much more silky than the finish obtained on the super-calender. This is due to

the pressure on the plate calender being so much less, and thus the original elasticity of the fibres is preserved to a much greater extent.

This has the effect of making plate-glazed papers bulk much better than similar papers finished on the super-calender, and in addition they have a more mellow appearance. Great care must be exercised that the plates used are free from gritty matters, otherwise the papers will be very liable to become indented and rendered rough on the surface.

CHAPTER XII.

CUTTING.—FINISHING.

Cutting.—The first thing to be done when preparing to start a revolving cutter is to place the roll with least breaks—that is, if those to be cut are not free from breaks—in the bottom bracket nearest to the feeding-rolls.

The reason why a roll without breaks should be put there is that any breaks or cracks on the others may be led over the boards and through the rolls without the risk of catching and tearing, being supported on this under web. As this roll is also the guide when setting the circulars, the one put on should be as evenly wound as possible. When this roll has been put on, and before any of the others are lifted into position, the paper should be torn perfectly square, and, after folding, put carefully into the feeding-rolls.

The utmost care is necessary that it may not be slanted, even in the slightest degree, as should it be even an eighth of an inch off the square, the

circulars will be set fully an inch off the line ; and if the brackets cannot be altered to bring the sheets right, there is nothing for it but to shut down and put the circulars into line again.

The number of rolls which can be cut at one time depends on the condition of the cross-cutting knife ; but even with a sharp knife six rolls of the substance of large post 21 lbs. is a heavy filling.

Should the filling be too heavy, the under sheet is very liable to be torn in a peculiar manner, very difficult to detect, unless the cutter-man knows where to look for it. This tear is usually of a small semi-circular shape, somewhat irregular, however, and as it is on the under sheet it may run for some time before it is noticed. It is torn off just when the cross-cutting knife is passing the dead knife, and falls down on to the carrying-felt.

When this tear makes its appearance, which will be either when the filling is too heavy or the knife too blunt, the best plan is to break off one of the rolls, and thus allow the knife to go through the remaining sheets without any shock.

Great care must be exercised, when setting newly-sharpened circular knives, not to press them against the under knives until the fine wire edge has taken on a skin. To bring up this skin, they should be gently rubbed with a fine file. A good plan is to put a piece of thin copying or tissue paper between the block and the knife when setting for the first

day or two, and as the edge becomes hardened gradually to bring them closer.

When new the cross-cutting knife needs little attention; but the parts not cutting the paper should always be kept well oiled, so that there may be no attrition as they come in contact with the dead knife.

When letting out the spring nearest the front of the cutter, it must be done very cautiously, and after doing so the knife should always be driven through with the hand, to make sure that it is not too far out. Should it be too much sprung it will lock into the dead knife and seriously damage both. Should the cross-cutting knife miss at any point, the portion on each side of it must be rubbed down with a file so as to bring them to the same level as the point which is missing.

The feeding-rolls must always be kept free from oil, especially the jacket, as should any get on to them they will slip over the paper instead of drawing it in regularly, and cause short and long sheets. This may be detected by watching the feed of the paper, as if the rolls are slipping it will be very noticeably irregular. When oil has got on to them a rub with a cloth moistened with turpentine will take it off immediately.

Should the paper be badly cut, it should be closely watched between the tube-rolls and the cross-cutting knife, and, if any lurch is seen then, the screw of

the pulley wheel must be looked to, as, if it has become loose, it will cause the paper to be unevenly cut. The screws of the spur-wheels must also be kept tight, or the cutting will be very defective. Should the cutting be bad, owing to a backlash on any of the pinions, a piece of clean leather inserted between the shaft of the cross-cutting knife and the brass at the back of the cutter, and firmly wedged down by means of the collar, will remedy it. Though it is useless unless the shaft heats a little, care must be taken to keep it moistened with oil to prevent undue heating.

When the length of the sheet being cut is 50 inches and upwards, some difficulty may be experienced in keeping the sheets from rushing against the revolving frame, owing to the slow revolution of the cross-cutting knife compared with the speed of the other portions of the cutter.

To cure this, two of the blade screws should be unscrewed, and a long sheet of paper or clean wrapper screwed between them opposite to the paper. These sheets are allowed to hang like flags, and as they pass round against the paper serve to drive down the sheets on to the carrying felt.

When cutting a short sheet of perhaps 14 inches, or nearly the length of the fall between the dead knife and the felt, the heaving felt is very liable to come against it just as the cross-cutting knife is going through, and thus both uneven and badly squared

sheets are the result. A piece of thick twine stretched across the cutter, on the top of the paper, an inch or two back from the dead knife, will generally cure this; but it is rather dangerous mending a break on the top roll when it is on, as the cutter-man must lift the string with his fingers, to allow the tail of the paper to pass under. In such a case the better plan is to shut and lead it under, when it can be done with perfect safety.

When cutting friction-glazed paper the feeding-rolls will not take more than three rolls at a time with security, unless the brasses are wedged and firmly pressed down at both ends, when six rolls may be cut at once and nothing go wrong. The high polish on the paper, together with the wax applied at the burnisher, causes the middle sheets to slip so much that they will often be as much as an inch short, while the top and bottom sheets are quite right.

As there is not usually a guard on the rolls, this pressing is not to be recommended, on account of the danger when mending breaks. Should even a small piece of broke run round the under feeding-roll, the size of the sheet being cut will be instantly raised, though no harm will result should any run round the top roll.

Should the circular or block knife, running out of gearing between those which are cutting, be left slack, either the one or the other will be sure to slide along the shaft until they nearly meet, making a long straight

line on the paper, which, though not easy to detect, neither plate calenders nor anything else will take out again.

When the circulars are dull, and the machine cutting friction-glazed or even ordinary papers with a narrow selvage, the knives at the edges will cut the sheets very unevenly, which will soon be noticed, as sheets cut in this way are generally about a quarter of an inch broader than the size.

The best cure for this is to shut and drive a nail into the board between the feeding-rolls and the knives, and opposite each circular, which is cutting the bad edge, to hang a folded sheet (not more than two plies) on to the nail, and then lead it over and underneath the board, so that when the cutter is started it will run into each circular and hang there, being clasped on the nail.

Should a break on the top roll run over instead of between the tube-rolls, when cutting square paper, the sheets are liable to be cut off the square, though when cutting angle little or no difference is caused. The belt which runs over the expanding pulley should always be kept tight, as should it be left slack the sheet will rise in size from 1 inch to 4 inches. In fact, from the drags which hang on the rolls, upwards, everything must be kept tight in order to ensure regular cutting.

If the feeding-rolls are creasing the paper, the edge where the crease runs out should be eased slightly in order to put the crease away. Should this be in

effectual, easing the tube-rolls will slacken the strain and also help to put the creases away, but when altering the tube-rolls care must be taken that the square is not altered. Tissue and copying papers are most liable to crease, and sometimes the top tube-roll has to be taken out altogether in order to prevent creasing, though, usually, lifting it about one turn of the screw at each side will be sufficient.

To prevent creasing at the feeding-rolls the top one should be lifted, after all the tails are in, and the size measured ready for a start, and a long strip of soft felt about two inches broad wound round each end and made to adhere by means of resin, so that it may not come off, but press on the paper above the selvage which the end circulars are taking off. Enough felt should be put on to admit of the jacket being raised about one-sixteenth of an inch above the paper.

The cutter should not be allowed to run longer than two or three minutes without paper if the knives are in gearing, because, should they become heated by friction, they are very difficult to put right again. For the same reason care must be taken that no part of the knife outside the breadth of the paper is left hard pressed.

Should the knife be blunt and any part of it pressed hard up by means of the springs in order to make it cut, the square is very liable to be altered, and while the back sheet may be all right the front one will sometimes be half an inch off the square. This is most

liable to occur when the centre springs are pressed up, and may be remedied by inserting five or six plies of wrapper underneath the metal plate at the back of the dead knife. This wrapper may either be put in at the front or the back, according to whether the square is off the one way or the other, and the thickness of the plies can be regulated so as to give the distance that the sheet requires.

The number of inches which the carriage requires to be moved when altering the draw depends on the angle or dip at which the frame is built. When finding the square the sheets must always be taken from the felt in the one direction and folded in the same way, that it may be readily ascertained whether they are over or under, should they require altering.

When changing from the single to the double draw, the square, though quite right when running the single sheet, will, owing to the slow revolution of the cross-cutting knife, be found to be under the size, the variation depending on the length of the draw. Should the draw have been lengthened the carriage will require to be drawn out a little, and when changing back to the single draw it will have to be put in again.

In cutting angles the brackets should be drawn as near to the front of the cutter as possible, so that the backside sheet will have a shorter distance to travel over the boards; and care must always be taken when making, that the papers are not too broad for the cutter, as, if so, the points of the sheets will run straight into

the frame instead of down the felt. The second tube-rolls, worked when cutting angles which come up to about forty-five degrees, and sometimes over that, must always be perfectly square, or they will draw in the paper unevenly.

When the tube-rolls are not drawing quick enough to keep the paper tight, a turn or so of paper wound round them will draw it up quite tight. When this paper is put on it should be kept about an inch clear of each edge, otherwise the rolls are very apt to knock small holes or cracks into the sheets.

If the feeding-rolls have been pressed for burnished paper, the blocks must be taken out before cutting papers such as cartridges, which are usually finished rough, as the hard-pressed jacket would put a glaze on that portion which passed under it. The string across the dead knife should never be used when the draw is fifty inches or upwards, as the slow motion of the knife sends the paper over it, and thus makes it dangerous for the square.

When starting a new knife on the English cutter, care should be taken to see that it will go through without becoming locked; and with new or newly-ground circulars the same precautions should be employed as mentioned in connection with the revolving cutter.

Should the feeding-rolls slip, and thus draw the paper unequally, a piece of thin paper wound round the top roll will make them draw much better. While

the "dancer" must not be allowed to fall too far down, the paper must not be drawn so tightly as to raise it against the platform, or it will be sure to cause a break.

When quickening the speed of the drum by means of the screw attached to the arm, in order to bring up the name, the belt should be put up the cone a little in order to bring up the draw from the reel, and thus prevent the "dancer" becoming too much drawn up.

When the cross-cutting knife misses it should be raised up a little by means of the screw; this should be done very carefully, in order to avoid the risk of bringing it too far up, and thus causing it to grip the dead knife.

When cutting lined paper it may happen that the lines do not come exactly parallel when the sheets are folded, owing to the dandy not having been set perfectly parallel on the machine.

This may be remedied to a great extent by winding thin strips of paper round the "dancer" at the side where the lines are farthest ahead. This has the effect of drawing the side to which it is put so much back as to bring up the side which is farthest off the parallel.

Finishing.—The different stages through which the paper passes in the *salle* are entirely dependent on the qualities produced in the mill, and thus the degree

of overhauling to which it is subjected varies with the requirements of each different mill. As a rule, the higher the quality and price of a paper the more closely is it overhauled, and, consequently, the greater is the proportion of retree laid out.

During the last year or two the engine-sized machine-finished papers have reached to such a degree of perfection that it would almost seem as if eventually the better qualities of tub-sized papers would be driven out of the market altogether ; and, consequently, the engine-sized papers have to be much more closely overhauled than was thought necessary several years ago.

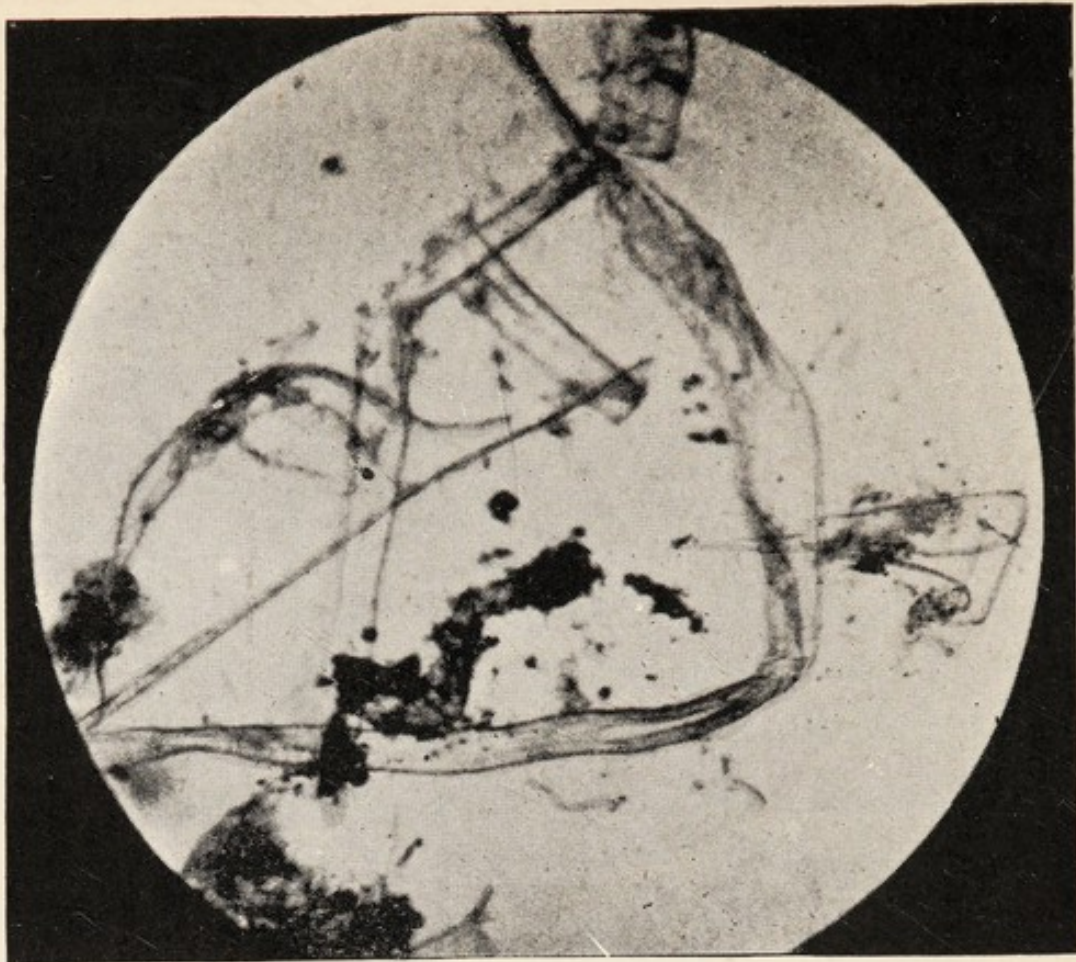


FIG. 9.—CHEMICAL WOOD AND ESPARTO $\times 130$.

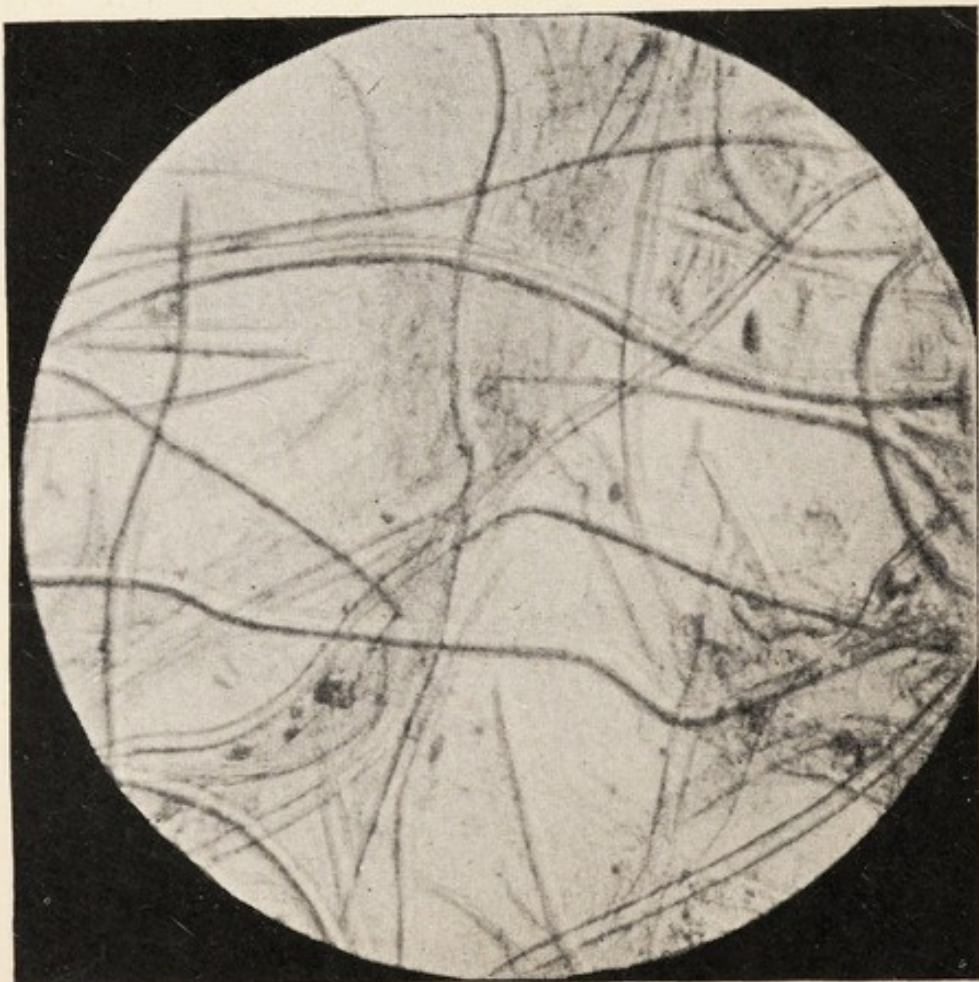


FIG. 10.—COTTON, LINEN, WOOD, AND ESPARTO $\times 122$.

[To face page 149.]

CHAPTER XIII.

MICROSCOPICAL EXAMINATION OF PAPER.

NOTWITHSTANDING what has been written about the reagents necessary to enable the microscopist to distinguish the various fibres after they have been made into paper, they are of little practical use. The reason of this lies in the fact that the groups into which the fibres can be separated by means of these reagents are those which are most easily distinguished without their use.

The reagent most commonly used is a solution of iodine in potassium iodide. Cotton, flax, and hemp fibres, when moistened with this reagent, are coloured a dull red violet; esparto, straw, and chemical wood fibres are nearly colourless, excepting the brownish-yellow tinge of the solution. Unbleached, or imperfectly bleached, wood and jute show this yellow tinge; but, owing to the presence of the incrusting substances, it is much more distinct.

In order to render the colours more distinct, a dilute solution of sulphuric acid may be used to moisten the

fibres, after they have been in contact with the iodine for some time. For the student of paper-making, who merely wishes to become acquainted with the physical characteristics of the various fibres, and thus be able to determine the materials of which the papers which may come under his notice are composed, a very good beginning may be made with a microscope provided with optics magnifying from 80 to 100 times.

The glass slides and covers used in mounting can be had from any chemical dealer, and cost very little; while the teasing needles can easily be made by inserting the thick end of an ordinary needle in a small piece of wood, or the handle of a crochet needle, and bending the point to the desired angle, after having heated it in the gas.

A small bottle of glycerine, for softening and rendering the fibres more transparent, should also be procured, and a pair of small forceps will be required, in order to lift on and off the glass covers.

Before beginning to examine paper, specimens of the different fibres, after they have been reduced to half-stuff, but before treatment in the beater, should be mounted, so as to be ready to hand for comparison. Suppose the first of these specimens to be prepared is that of esparto grass, a small piece of which has been obtained from the *presse-pâte* web. As the ultimate fibres are not firmly felted together, they yield very readily when drawn apart by the needles.

A small piece should be placed on the slide to be

used, and having been covered with a drop of glycerine, should be separated into ultimate fibres by means of the teasing needles. It is much better to examine three or four isolated fibres than a complicated network, as by doing so the characteristic structural details, together with the length and the formation of the ends, can be much better seen.

Papers to be examined should first be boiled for a few minutes in a dilute alcoholic solution, in order to remove the size coating from the fibres. Even when aided by reliable specimens, the work of distinguishing the various fibres is at first attended with difficulties which can only be overcome by much practice.

By using dilute colouring solutions of carmalum or magenta when mounting, the characteristic appearance of the upper skin is more distinctly brought out. When working with a low power objective, the field is enlarged, and thus the whole length of the fibres brought into view, with the result that a much better idea of the comparative proportions of the different fibres is obtained. For this reason, the objective employed for ordinary work should not exceed 100 to 150 diameters.

The advantage of becoming thoroughly accustomed to view the fibres under such a magnification will be much appreciated when a higher power is substituted, in order to render the structural details of any fibre, or group of fibres, more apparent. When changing the objectives from a low to a high power, the proportions

must always be borne in mind, as fibres which present a similarity of appearance, though differing as to length and diameter, are, at first sight, apt to be confounded.

For instance, esparto, especially Spanish, may sometimes be mistaken for linen, as seen under the lower power, owing to its enlarged appearance. If it is possible to obtain a little of the pulp just after furnishing, and before the roll has had time to reduce it, and, again, as it is ready to pass over the machine, a very good idea of the effect of the treatment can be obtained.

The quickest way to mount such a sample is to dilute it with water until it is thin enough to be viewed by transmitted light, and then pour a little into a small glass live box, when it is immediately ready to be examined. Viewed in this way, the fibres are much less transparent, owing to the absence of the glycerine, and thus the appearance of the external parts is much easier noticed. Examined in this way, cotton fibres will be seen to be quite opaque, while the transparent central canal of linen fibres will be very apparent.

Cotton fibres consist of opaque, flattened, ribbon-like tubes, frequently twisted upon themselves. The side walls are thin, while the central canal is large. The outer skin is rough and granulated, presenting, when dry, a dark, opaque appearance. When moistened with glycerine or Canada balsam it loses this dulness and becomes transparent. On examining the fibres before beating, one end will be seen to taper away at

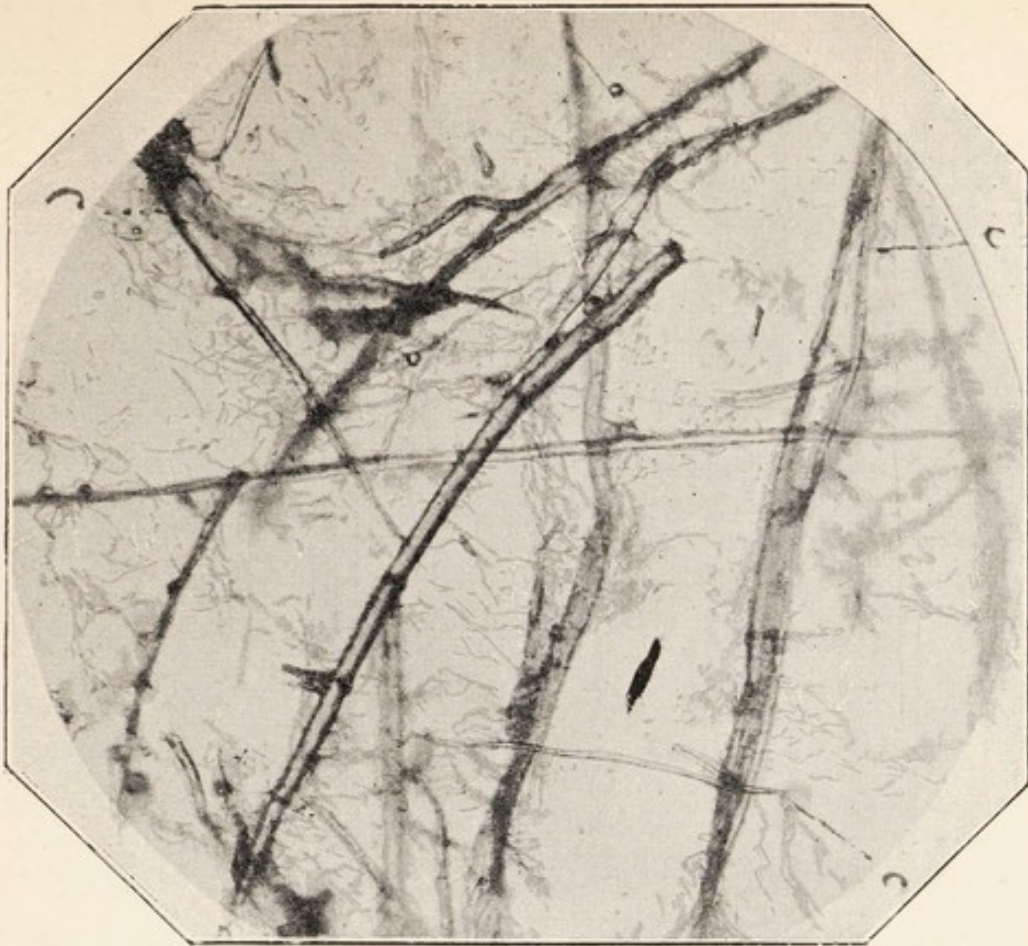


FIG. 11.—LINEN, COTTON, AND ESPARTO $\times 130$.

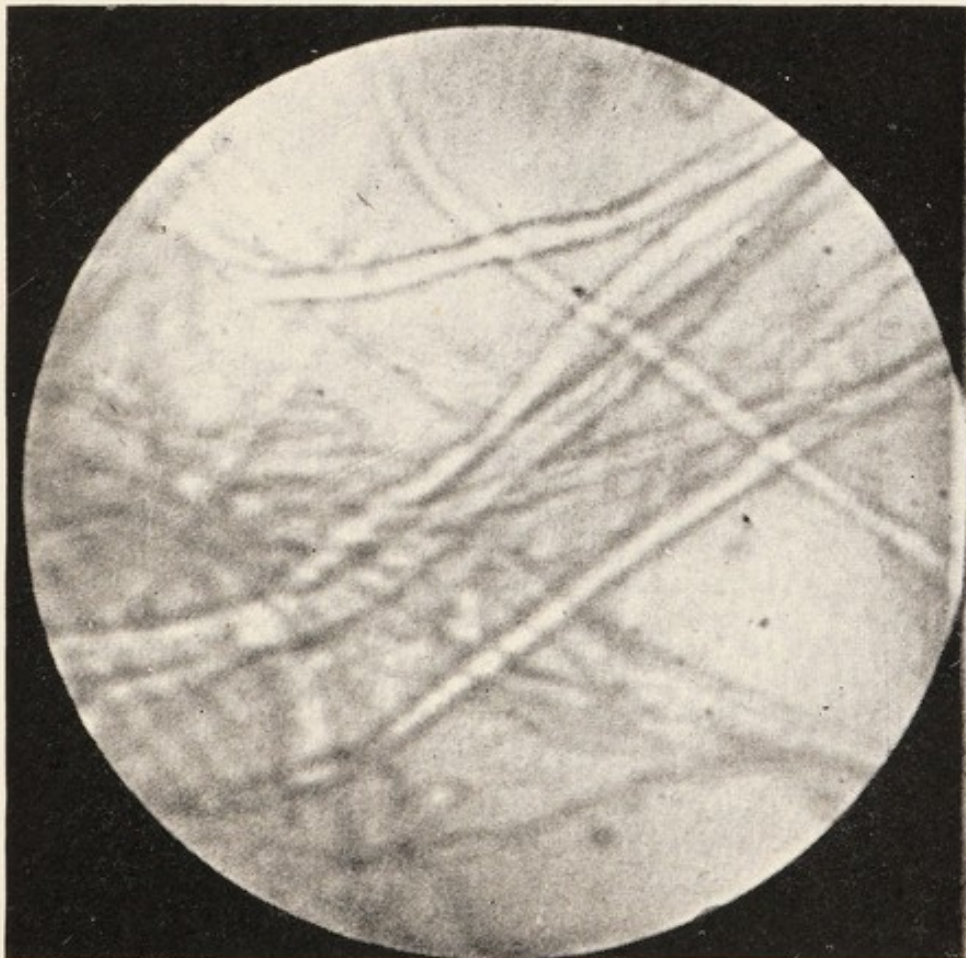


FIG. 12.—MANILLA AND COTTON $\times 122$.

[To face page 152.]

a slight angle to a fine point, while the other takes the form of an irregularly flattened knob.

Linen fibres are long and, like cotton, tubular; but the side walls are much thicker and firmer, while the central canal, though smaller, is easily distinguished by its transparency, even when no glycerine has been used in mounting. They are smaller in diameter than cotton fibres. Sometimes linen fibres, notched like a bamboo-cane, are met with, though usually the side walls are smooth and regular. (See Plate VI., Fig. 11.)

Hemp fibres are somewhat like cotton in that they are flattened in the same way and have a large diameter; but they are not twisted upon themselves in the manner characteristic of cotton fibres. (See Plate I., *Frontispiece*, Fig. 2.)

Manilla fibres have a larger diameter than hemp, and the side walls are well defined, making the central canal, which is large, very easily seen. The side walls are more uniform than those of the cotton fibres, and present a more lustrous appearance when mounted in glycerine. (See Plate VI., Fig. 12.)

Jute fibres have unequally thickened side walls, which, however, are smooth externally. The fibres are very seldom completely free from incrusting matters, which, when dry, obscure the central canal.

Wood fibres, especially those from pulp prepared by the sulphite methods, are transparent. They resemble cotton fibres in their flattened, ribbon-like appearance,

but can easily be distinguished from them by their stiff, rigid, wooden-like form. Not infrequently, wood fibres, twisted upon themselves like cotton, are met with. They are long and of large diameter, while those from the pine woods show numerous small vessels or dots. When dry the upper skin is rough and granulated in appearance; and this is especially noticeable in "sulphate" pulp. When mounted in glycerine they become very transparent, and it is only by carefully gauging the focus that the characteristic dots can be brought into view. (See Plate V., Fig. 9.)

Esparto fibres consist of short, smooth tubes with finely tapered ends. The central canal, though small, owing to the thickness of the walls, is quite apparent. Esparto can easily be detected, though present in a small proportion, in a paper, owing to the characteristic serrated cuticular cells which are so easily recognised. (See Plate V., Fig. 9.)

The ultimate fibres of straw, though similar in appearance to esparto, are smaller both in length and diameter, and the ends are more pointed. The rigidity and smoothness of the side walls are very apparent. The cuticular cells vary in form with the different kinds of straw from which the pulp has been prepared.

Straw pulp also contains small oval-shaped cells, which are derived from the soft, pulpy matter of the stem, and, when seen, are a sure indication of the presence of straw. While most of the fibres are smooth and regular, sometimes they will be seen to

present a peculiarly jointed appearance, which serves to distinguish them from the smaller esparto fibres.

The fibres of mechanical wood present a short tangled appearance, and are bound together, by means of the incrusting substances, into small bundles. The presence of these incrusting matters causes them to be dark and opaque; and it is for this reason that mechanical wood is used to prevent the transparency imparted to papers made from highly bleached sulphite pulp. (See Plate III., Fig. 6.)

The presence of mechanical wood in a paper may be detected by means of a solution consisting of equal parts of sulphuric and nitric acids, a few drops of which will produce brown stains on paper containing mechanical wood. A solution of aniline sulphate forms a very good reagent for the detection of mechanical wood, owing to the deep yellow stain which it produces on paper containing it.

Though the difficulties in the way of making a quantitative examination of paper are great, yet to the paper-maker who has already become expert in distinguishing the various fibres in the finished paper, such an examination is quite within the range of possibility, providing that he can obtain samples, the authentic composition of which is known, from which to prepare standard specimens.

The first and chief difficulty lies in the obtaining of such samples; but should he have access to the beating department of the mill, he can, as the result of some

little attention and practical knowledge, obtain samples, the percentage composition of which is accurate enough for all practical purposes.

A very convenient way of preserving these samples is to fill a number of small glass-stoppered bottles with the different samples, the percentage composition of which is known, taken from the machine breast-box, or better, as it settles down between the first and second slice.

When it is desired to mount such stuff, a small drop of it should be lifted out by means of a glass tube drawn out to a fine point. Before doing so, however, care must be taken to shake the bottle vigorously, in order that the portion examined may represent the true composition of the whole.

After the drop has been placed on the slide, the excess of water should be removed before putting on the glass cover, in order that the fibres may not be carried out of the field when the cover is pressed down. This may be accomplished by carefully sucking it up by means of a slip of good blotting-paper cut to a fine point, care being taken that none of the fibres are disturbed, or made to adhere to the blotting-paper when so doing.

A very good plan is to place two specimens of the stuff, or paper, on the same slide, mounting the one in glycerine or dilute alcohol, without the addition of a colouring agent, while the other is coloured with a dilute solution of carmalum. If preferred, a drop of

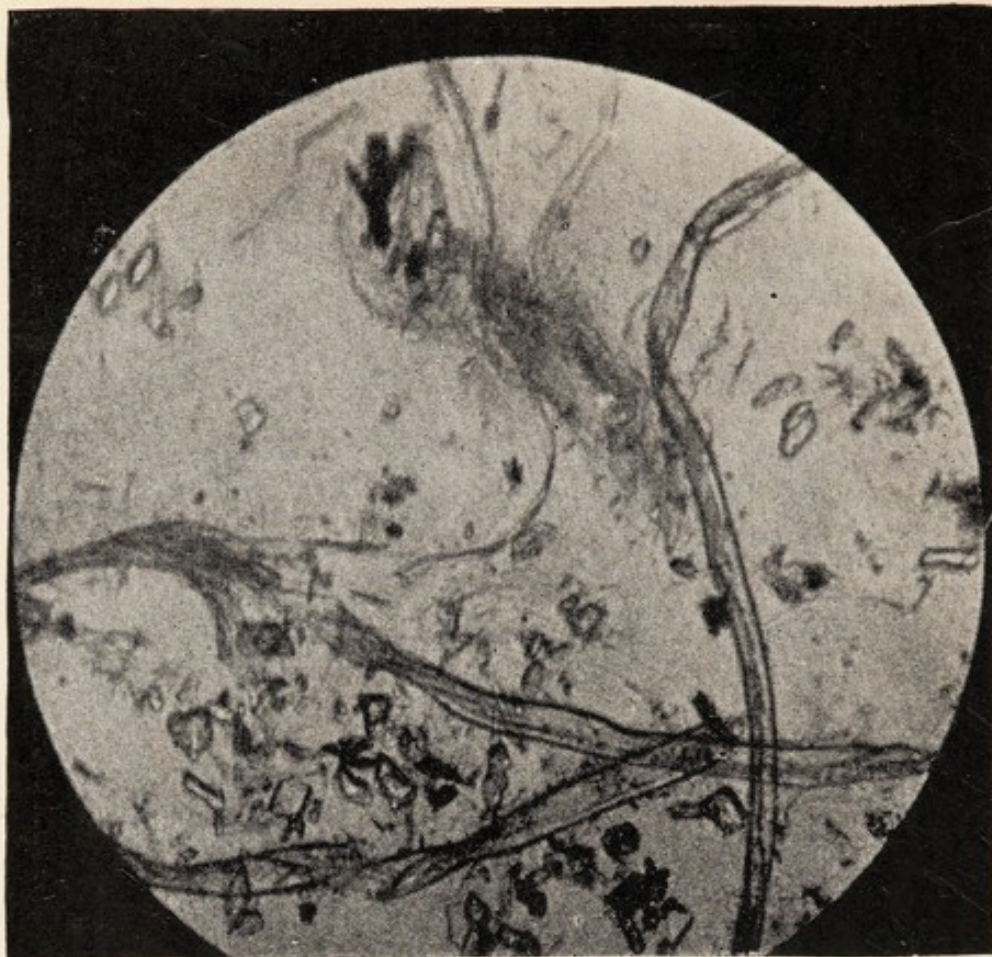


FIG. 13.—COTTON AND PEARL HARDENING $\times 123$.

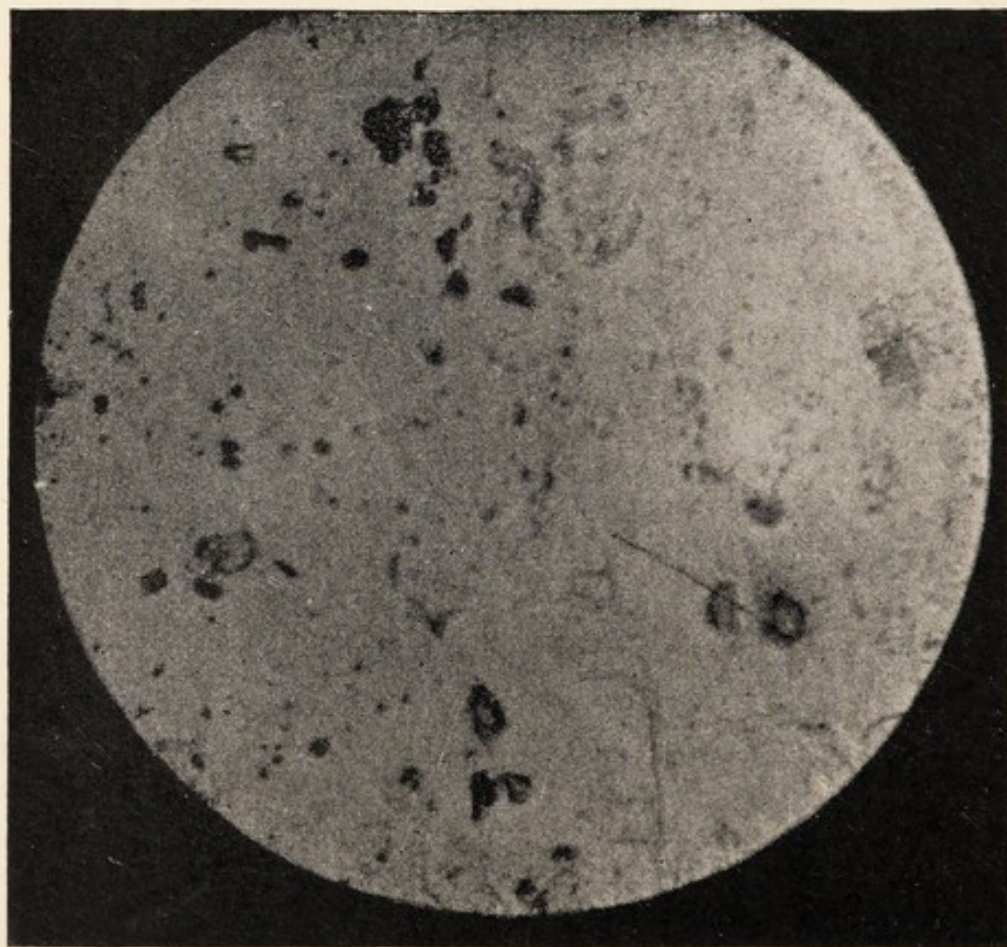


FIG. 14.—CHINA CLAY $\times 122$.

[To face page 157.]

stuff may be mounted alongside a piece of the finished paper, when it will at once be seen whether the action of the shake, or the contraction on the drying cylinders, has had any effect in altering the distribution of the fibres.

As the knowledge of the composition of the papers examined depends for its accuracy on the results obtained by comparison with the standard samples, it is obvious that, in order to obtain satisfactory results, no care must be spared in order to insure that the standard preparations may be trustworthy.

When it is considered that the composition of a paper may, through the addition of even a small quantity of "broke," reduced by the edge-runner, or, it may be, furnished to the potcher with the grass, become very complicated, the difficulty of obtaining trustworthy samples will be understood.

The degree of fineness to which the fibres have been reduced in the beater must also be taken into consideration, as the ultimate fibres of rags and wood are, owing to the length, more liable to become cut up under the action of the roll than those of esparto and straw. The presence of fibres added as "broke" is much more easily recognised in papers made from long stuff, owing to the greater degree of fineness to which they have become reduced, consequent upon their having been in contact with the rolls and plates so much oftener.

Viewed microscopically, the various forms of load-

ing are seen to be possessed of features sufficiently characteristic to make their detection a matter of no great difficulty, especially after the microscopist has gained a knowledge of these characteristics. The finely-divided particles of which barium sulphate is composed are seen to differ from those of china clay, in that they are mostly wedge-shaped, while the clay particles are irregularly rounded in form.

Pearl hardening is composed of minute needle-shaped crystals, the peculiar form of which makes them easily recognisable. (See Plate VII., Figs. 13 and 14, and Plate VIII., Figs. 15 and 16.)

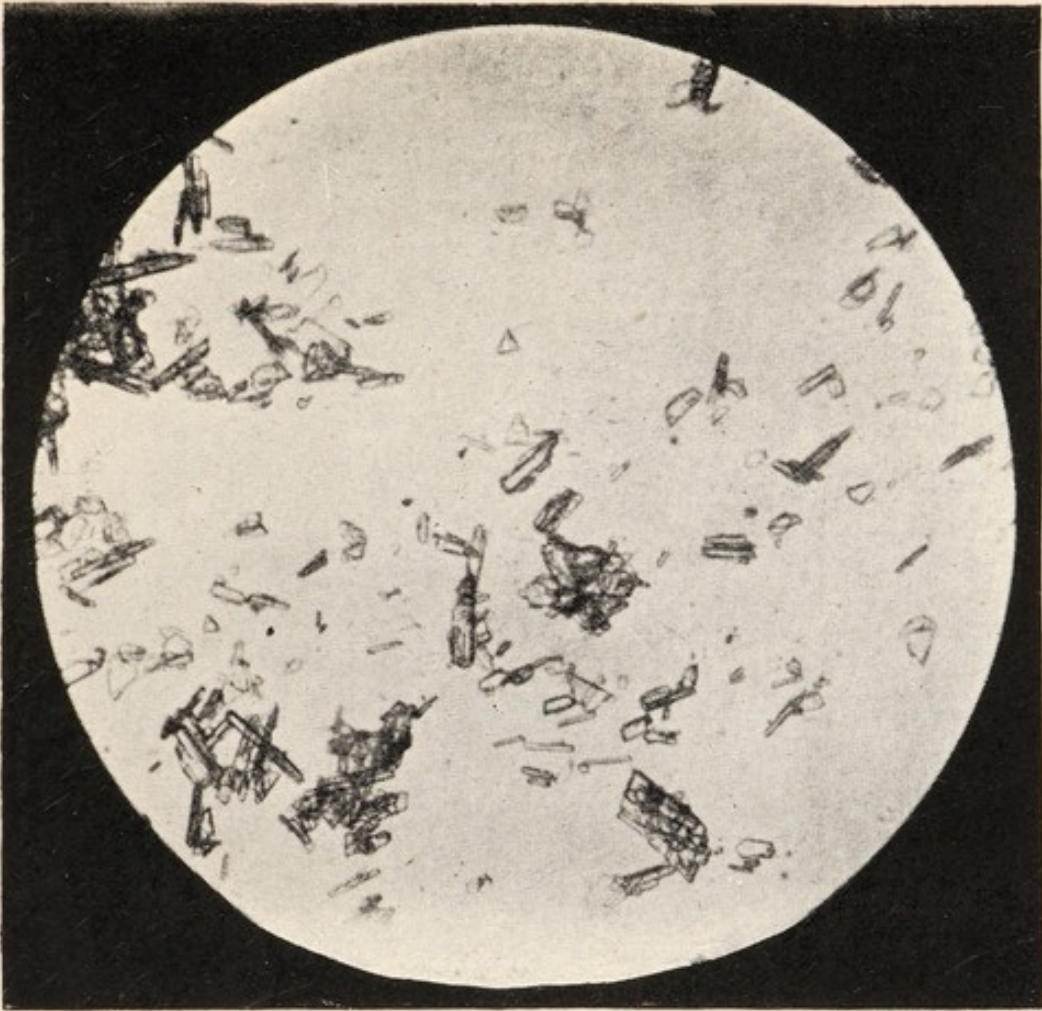


FIG. 15.—PEARL HARDENING $\times 123$.

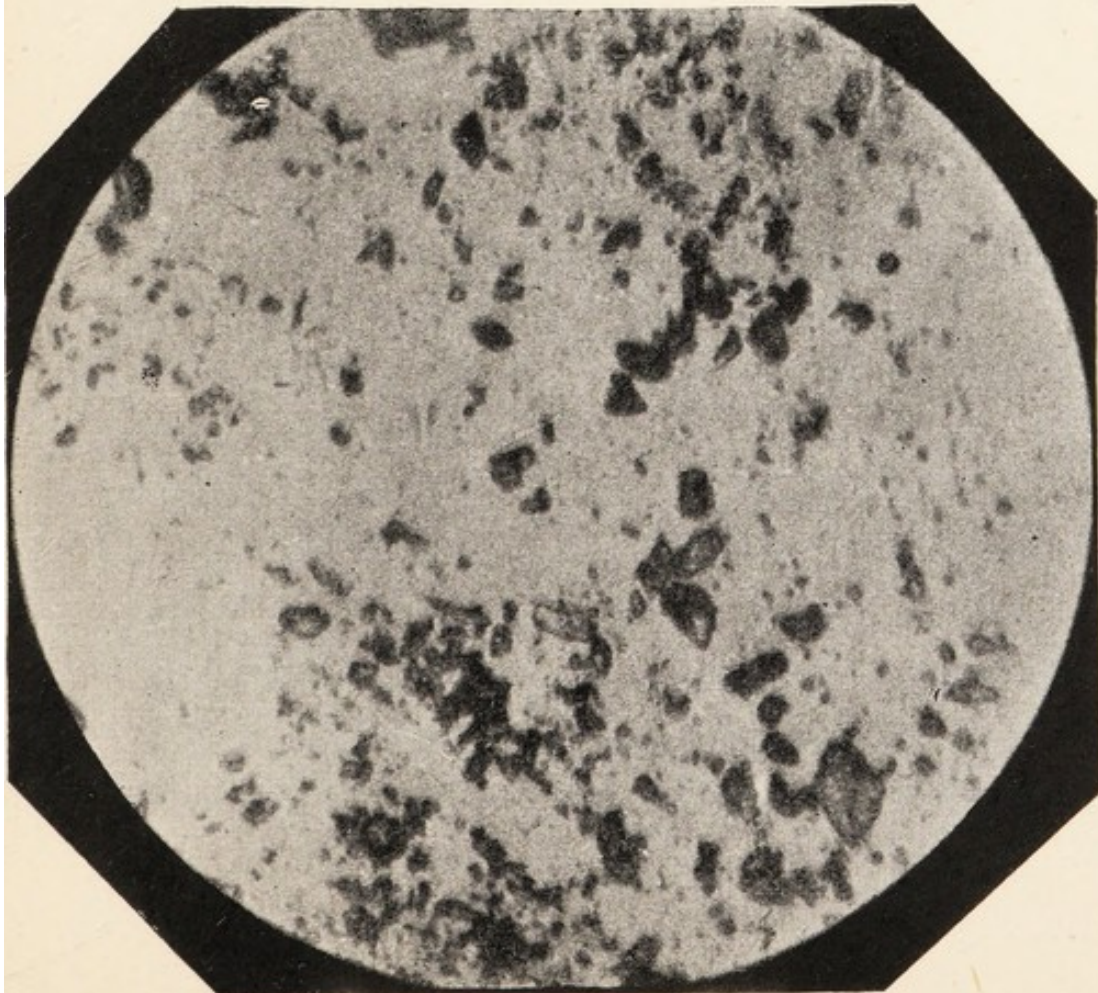


FIG. 16.—TERRA ALBA $\times 135$.

[To face page 158.]

CHAPTER XIV.

TESTS FOR INGREDIENTS OF PAPER.

Animal Size.—The presence of animal size in a paper can be detected by means of the reaction with tannic acid. A piece of the paper to be tested is torn into small fragments and placed in a test-tube. A small quantity of distilled water is then poured in, and the tube held over the gas for some time in order that the boiling may extract the gelatine, and at the same time concentrate the solution, so that the reaction may be the more easily noticeable.

When it is considered that the size has been extracted the boiling should be stopped, and after cooling the tannic acid should be added. If animal size is present a flocculent milky precipitate will at once be formed, owing to the tannate of gelatine produced by the combination of the gelatine with the tannic acid.

The consistency of the precipitate depends on the amount of animal size present, papers sized with a strong solution of gelatine yielding a thick gelatinous

precipitate ; while, should the sizing be weak, a thin milky precipitate will result.

When the reaction is so weak as to be scarcely discernible, Millon's reagent will require to be employed. This reagent is prepared by dissolving a known weight of quicksilver in an equal weight of fuming nitric acid, and after cooling adding an equal volume of distilled water.

When paper containing animal size is moistened with this solution and brought to a gentle heat over the gas flame, a red colour will be produced. This colour will vary in intensity according as the sizing of the paper has been strong or the reverse.

Alum.—To test paper for free sulphate of alumina half a sheet should be torn into small pieces and boiled in hot water until it is reduced to a pulpy state, when the contents of the small flask in which the boiling has been conducted should be poured on to a filter, and the pulpy mass well washed.

The filtrate should next be boiled for a few minutes with a small quantity of ammonium chloride solution, together with a slight excess of ammonia, when any sulphate of alumina present will be precipitated as a finely divided white precipitate.

Starch.—Starch can be detected by means of the characteristic blue colour produced when a drop of iodine is placed on a paper to which starch has been

added. Before the amount of starch present in a paper can be ascertained, the size coating must first be removed. This is accomplished by boiling the sample to be tested in a strong alcoholic solution, acidulated with a few drops of hydrochloric acid, until the resin has gone into solution.

The paper is then washed with alcohol, dried, and weighed. It is next boiled with a more dilute alcoholic solution, also acidulated with hydrochloric acid, until all the starch has been dissolved out. The point when this is accomplished is determined by means of a dilute solution of iodine, with which the paper is moistened from time to time, until the characteristic blue colour ceases to be produced.

After washing and drying, the weight is again determined, when the difference in the two weighings will give the amount of starch present.

Chlorides.—Should it be suspected that any of the chlorides, resulting from the decomposition of the bleaching powder solutions, are present in the paper, the simplest method of proving their existence is to precipitate them by means of silver nitrate solution, to which a few drops of pure nitric acid have been added.

To accomplish this the paper to be tested should be boiled with a small quantity of distilled water, and, after filtering, a few drops of the silver solution added to the filtrate. Should chlorides be present a white

curdy precipitate will at once separate out, which, when exposed to the light, will soon become blackened.

Engine Size.—The presence of engine size may be ascertained by heating small pieces of the paper to be tested in a strong alcoholic solution, when the resinate of alumina will be partly decomposed. By adding a considerable excess of cold water the dissolved resin will be precipitated, as it is insoluble in a dilute solution of alcohol.

Schuman's method for the determination of the amount of resin consists in heating the paper in a dilute solution of caustic soda until the resin is dissolved, and after filtering and washing the paper well, adding to the filtrate a sufficient quantity of sulphuric acid to decompose the resin soap. The precipitated resin is then obtained by pouring the milky solution through a weighed filter.

After washing and drying, the filter containing the resin is carefully weighed, and after deducting the weight of the filter, as previously determined, the weight of resin is found.

Mineral Substances.—The amount of mineral matters present in a sample of paper is ascertained by burning a known weight of it in a small platinum crucible, and from the weight of the ash calculating the percentage contained in it.

When pearl hardening is suspected—and it can easily

be detected, owing to the purity of the ash when compared with the dull colour of china clay—the blow-pipe must be used with caution, as it (the ash) is very liable to be fused and blown out of the crucible should it be vigorously fanned.

Owing to the reducing action of the carbon, the ash from pearl hardening will contain a quantity of its weight as calcium sulphite, and should be moistened with sulphuric acid and again burned in order to convert the sulphite back to sulphate.

When calculating the percentage of pearl hardening carried by the pulp, it must be borne in mind that, as the hardening when added to the engine contains 2 atoms of water, 136 parts of the ash are equal to 172 parts of the hardening as furnished with the pulp.

CHAPTER XV.

RECOVERY OF SODA.

Incineration.—At first a matter of compulsion, owing to the pollution caused by running the spent lye from the boilings into the rivers, the incineration and recovery of the soda has, under the conditions of working made possible by the improved forms of roasters now in use, become a source of profit to the paper-maker.

The idea in roasting the spent liquor is to burn up the non-cellulose substances which the soda has dissolved from the raw materials, and which are combined with it.

The Porion roaster, owing to the simplicity of its construction, and the excellent results that can be obtained when it is properly managed, is the one most used in this country. As usually constructed, it consists of an evaporating chamber, in which the lye is concentrated by the heat from the gases on their way to the chimney; a combustion chamber, which serves the double purpose of retaining the

heat and consuming the smoke; a pan in which the incineration is conducted; and a suitable furnace to supply the heat on which the several stages in the recovery depend. With this roaster all liquors from 5° Twaddle can be profitably evaporated.

The lye, as it comes from the boilers or store tanks, enters the evaporating chamber, which is provided with rapidly revolving fans, or splashers, as they are sometimes termed. These splashers dip into the lye, and, as they revolve, throw it up against the roof of the chamber in a very fine spray, through which the hot fumes from the furnace and pan pass on their way to the chimney. This has the effect of greatly increasing the evaporating surface, and thus liquors entering the chamber at 6° or 7° Twaddle, leave it, on their way to the pan, concentrated to 35° or 40°.

The greater the concentration of the lye on entering the pan, the less water remains to be driven off, and thus the roasting can be accomplished with a smaller consumption of coal.

It is the practice in some mills to draw the charge of soda from the pan once every twelve hours, and where this mode of working is adopted the lye is allowed to run from the evaporating chamber to the pan in a continuous flow for about seven hours, and only shut off about four hours before the time for drawing. During the time that the charge is burning off the soda must be well worked in the pan, so that

it may be perfectly dry, and of a dull red colour when drawn.

It often happens, especially when much rag lye has to be burned, that the liquor becomes much reduced in strength, and taxes the energies of the roaster-men to the uttermost to get the pan ready in time. When this is the case, the damper should be opened more than usual, and good fires kept up. When, however, the liquor is of the usual strength, the damper should be worked as much shut as possible consistent with complete combustion. In this way the temperature of the combustion and evaporating chambers is kept up, and the concentration of the lye much more easily effected.

When burning off, special attention must be paid to having the damper well shut, otherwise a considerable portion of the finest of the soda will be carried into the combustion chamber and on to the chimney.

By regulating the roasting so as to draw three charges in twenty-four hours, a better yield of soda in proportion to the coal consumed can be obtained, as by such a method the burning is conducted more rapidly, the proportion of soda carried away by the draught is much less, and thus the yield is increased. Working in this way, 20 cwts. of completely calcined soda, containing 45 per cent. total alkali, can be obtained with a consumption of 25 cwts. of coal.

The coal used should be as free from sulphur as

possible, as any sulphur present combines with the soda and reduces the yield of caustic in the subsequent causticising process. While the cake, which forms on the lye in the process of roasting, must not be allowed to become hard, it should not be broken up too frequently, or greater difficulty will be experienced in keeping up the heat.

After drawing, the soda should be loosely laid down, in such a way that it may burn out without running together and forming a cake. In about three days it should be turned over, and in about eight or nine days will be ready for the lixiviation tanks. The length of time for which it is allowed to lie generally depends on how soon it is required.

Lixiviation.—The soda-dissolving tanks are generally three or four in number; and, indeed, to conduct the extraction of the soda in a satisfactory way four or five tanks are necessary. The dissolving is conducted in much the same way as the washing of the grass in the steeper tanks. When the soda has been put in it is covered up with water, which has previously been used as a third water.

After the soda has been covered with this weak liquor, pumped from the weak liquor tank or allowed to flow from a charge which has been exhausted and is ready to be cleaned out, clean water, generally heated, though some prefer to use cold, is turned on, which, after passing through one, two, or three tanks, ac-

ording to the number of tanks employed, rises on to the fresh charge, and, passing through it, is run to the store tank as a first liquor.

This extraction may be continued for twenty-four to thirty hours, or even longer, according to the system adopted and the strength of the recovered soda, and the liquor should stand about 72° Twaddle when first run off. This strength will gradually become weaker, until it reaches 22° Twaddle, when it is turned off, and made to run on to a fresh charge, which has been put into the tank, cleaned out in the interval.

After running into this fresh charge for some time it is shut off altogether, and steam turned on to boil it for ten to twelve hours, and the liquor, after allowing sufficient time for settling, run to the weak liquor tank, when the mud is lifted out and the fresh charge furnished to the tank.

Another method of extracting the soda is to cover it with the liquor taken from a third or fourth boiling, and boil it for twelve hours before running off. After running off this strong liquor the tank is again filled up from a charge boiled for the third time, and then boiled for other twelve hours, and the liquor run off to the store tank, where it is mixed with the strong liquor. If the soda is not yet exhausted another liquor may be taken off before allowing the mud to boil for two or three days.

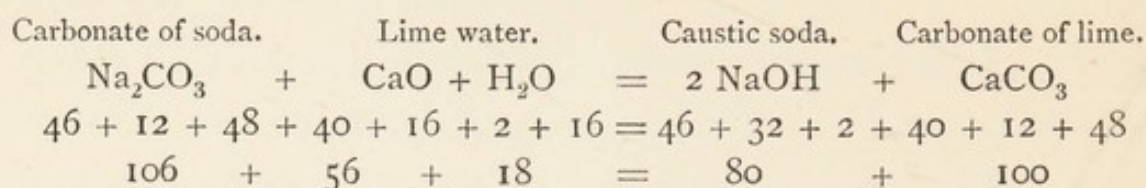
This third liquor may be run to the store tank if considered strong enough, and, if not, used to extract a

fresh charge. When a fourth liquor is taken off it goes to the weak store tank, and is used to cover the fresh charges put in. The strong liquor obtained by this method will stand about 70° Twaddle, the second about 15° Twaddle.

A first and second liquor are run off together every day, and the strength of the lye in the store tank is maintained about 40° Twaddle. In some mills the soda is dissolved in circular iron tanks, divided into two compartments by a perforated iron partition. The recovered soda is placed in one of the divisions, and after being covered up with weak liquor is boiled by means of a steam-pipe which reaches almost to the bottom of the tank. The agitation is further increased by a blast of air drawn in with the steam. The charge is boiled until it is quite exhausted, and then another quantity is put in, the tank being cleaned out once or twice during the week.

After the non-cellulose matters, extracted from the plant substances during the boiling, have been burned up in the roaster, the soda, owing to the oxygen and carbon which it has taken up during the calcination, and prior to that, during the boiling, has become converted into sodium carbonate. The action of the water in the lixiviation tanks has simply separated the sodium carbonate from the insoluble impurities; and before the liquor thus obtained can be substituted for the caustic soda bought from the chemical manufacturer, it must be converted from the carbonated to the

caustic state. The following equation shows how that chemical change is effected :—



A glance at the figures will show that 56 parts of lime are required to convert 106 parts of carbonate of soda into the caustic state, and that the amount of caustic produced from these quantities does not exceed 80 parts. In actual practice the yield of caustic soda is less than the theoretical quantity, owing to proportions retained in the lime mud.

In some mills this causticising process is conducted in circular tanks, or boilers, fitted with agitators, to ensure the thorough contact of the lime with the liquor to be causticised. The liquor from the lixiviation store tanks is run into the boiler and generally reduced to between 20° and 22° Twaddle. This reduction is rendered necessary owing to the fact that a strong solution of sodium carbonate would react on the caustic first formed, and so retard the operation.

The boiler having been filled to the usual height, the steam is turned on, and the lime put into a small cage fitted to the side of the boiler in such a position that the lime is immersed in the liquor. As the reaction proceeds the lime is gradually taken up by the carbonic acid of the carbonate of soda to form the lime carbonate, left as the sediment in the boiler, while

the soda unites with the oxygen and hydrogen of the water to form caustic soda.

To ascertain when the reaction has been completed, and all the soda present as carbonate converted into caustic, a little of the liquor is lifted out, and, after allowing the lime to settle, is treated with a solution of equal parts of sulphuric acid and water.

If there be any effervescence, due to the escape of carbonic acid still uncombined with the lime, the reaction is not complete. Either the lime added has not been sufficient to combine with all the carbonic acid present in the carbonate of soda, and more must be added, or sufficient time has not been allowed to complete the reaction. Should no effervescence take place on the addition of the testing solution, all the sodium carbonate has been converted into caustic soda.

When the washing water from the boilers is used to bring the liquor to the desired strength, more lime will require to be added in order to combine with the carbonic acid present in the washings; and even then the caustic liquor will be apt to froth on being tested, owing to the presence of uncombined carbonic acid. After the reaction is finished the agitator should be shut out and the lime allowed to settle before the lye is drawn off.

About an hour is required for this; and, after the lye has been run to the tanks from which the supply for the boiler is drawn, the lime mud is again agitated and boiled for about an hour, when the liquor obtained,

after settling, is also run to the store tank. The weak liquor drained from the lime mud should be used to conduct this second extraction, which should stand about 6° to 8° Twaddle.

Should a third liquor be taken off it is better not to boil it, but only to bring it to boiling point, and then shut off the steam; as when boiled for the third time the lime mud becomes pasty, and, in addition to retaining caustic, is difficult to drain.

By running up a boiler with the drainings from the lime, and allowing it to stand for about twelve to fifteen hours, a caustic solution standing about 10° Twaddle can be obtained. Before settling it should be allowed to mix for an hour or so.

In order to oxidise the sulphur compounds, principally the sodium sulphide, which have been formed by the action of the sulphur contained in the coal, a strong current of air is sometimes blown into the boiler during the causticising. In addition to oxidising the sodium sulphide to sulphate, it has the effect of producing a much more thorough agitation of the lime and the soda.

When the causticising vessel consists of the egg-shaped boiler, which is preferred by many paper-makers, the agitation is maintained by means of the steam (and air, when the air-blast is employed) issuing from small holes in an iron pipe laid along the bottom of the boiler. Very much better results are said to be obtained when using this form of boiler.

Though the aluminate and silicate of soda present in the recovered liquor are, to a large extent, decomposed during the causticising process, a considerable amount of soda is retained in combination with these compounds, and thus rendered unavailable.

In causticising liquor obtained from the spent lye in which straw has been boiled the loss arising from this cause is very considerable, owing to the large proportion of silica in combination with the soda. It is claimed that by treating the recovered liquor with bicarbonate of soda, prior to causticising, the aluminate and silicate of soda are decomposed, with the result that practically the whole of the soda held in combination is set free, while the sodium sulphide is also decomposed.

The soda added as bicarbonate is available, and as much as 11 per cent. of alkali can, it is said, be saved by employing this method. The plan recommended by the advocates of this system is to boil the liquor to which the bicarbonate has been added for a quarter or half an hour before adding the usual amount of lime.

In place of causticising by means of lime, ferric oxide may be used as a causticising agent. This process possesses a distinct advantage over the lime method in that the caustic solution is obtained in a concentrated form direct from the lixiviation tanks.

The rationale of the process consists in the expulsion of the carbonic acid from the recovered ash when fused

with ferric oxide. The sodium ferrate thus formed is decomposed during the lixiviation with the formation of caustic soda solution and ferric oxide, which is thus available to causticise a second charge of soda ash. It will thus be seen that the ferric oxide, owing to this regeneration, is continuously available.

This process, notwithstanding its advantages, is more suited to the needs of the chemical manufacturer than to the requirements of the paper-maker.

Multiple Effects.—During recent years the principle of multiple effects, seen in its simplest form in the evaporator of the Porion type, has been made the basis of several new systems of evaporation. The principle of multiple effects, as applied to evaporation, is dependent on the fact that the boiling point of a liquid is lowered in proportion as the pressure exerted on its surface is diminished.

This is the reason why the temperature required to boil water at the top of a hill is less than that found necessary at the bottom, where the atmospheric pressure exerted on its surface is greater than that to which it is subjected at the greater height.

In the multiple effects evaporator, the vapour from a liquid boiling under normal pressure is made to boil a second portion of the liquid, the pressure upon the surface of which has been diminished by means of a vacuum pump. By further reducing the resistance of the pressure of the surrounding atmosphere a third

portion of the liquid may be brought to boiling point. Thus it will be seen that the number of effects is dependent on the vacuum which can be obtained in the evaporators.

In the system known as the Yaryan, the spent lyes are made to flow through a system of pipes inclosed in an egg-shaped boiler or shell, into which the steam for conducting the evaporation is led. As the liquor flows through the pipes, it is concentrated by the heat from the steam playing round them; and at the end of each effect it is made to flow into a special chamber, in which the separation of the concentrated lye and the steam produced by the concentration is effected.

On leaving the separator, the liquor and steam are conducted through separate pipes to the next effect; in which the former is, through the agency of the latter, still further concentrated.

In a quadruple-effect evaporator the steam pressure is maintained at 20 lbs. per square inch in the first effect, by means of steam supplied direct from the steam boilers. The steam from the separator of this effect enters the second effect at a pressure of 11 lbs. per square inch, and after effecting the concentration passes on to the third effect at a pressure of 5 lbs. To carry out the concentration with this pressure a vacuum of 17 in., equal to about $8\frac{1}{2}$ lbs., is maintained.

In the fourth effect the vacuum is further increased to about 24 in. With the apparatus described, lyes entering the first effect at from 8° to 10° Twaddle are

concentrated to between 40° and 44° on issuing from the last effect.

Apart altogether from the expense connected with the fitting up and upkeep of such a system as the Yaryan, it is very doubtful if it can hold its own when compared with the evaporator of the Porion type. With the latter, liquors standing from 8° to 10° Twaddle can, under the ordinary conditions of working, be concentrated to 40° .

Another serious drawback connected with the Yaryan is the difficulty experienced in cleaning out the tubes. The deposit which gathers on the inside of the tubes is so extremely hard that it can only be removed by means of long and tedious scraping.

In comparing the results obtained from different forms of evaporators and roasters, the strength and uniformity of the lyes are too often overlooked, and consequently a false opinion of the merits of the systems compared is obtained. For instance, a roaster working when only the first liquors and washings are evaporated will show much better results than could be obtained from the same form of roaster when two washings have to be burned.

Again, when a considerable quantity of rag lye has to be evaporated, especially if it be from the better grades, the amount of coal consumed will be much larger in proportion to the turnout of soda, than would be the case in roasting an equal quantity of lye from esparto or straw.

CHAPTER XVI.

TESTING OF CHEMICALS.—TESTING WATER FOR IMPURITIES.

Caustic and Recovered Soda.—The amount of actual soda (Na_2O) present in caustic and recovered soda is determined by means of the reaction with a solution of standard sulphuric acid. This standard or normal solution of sulphuric acid may be prepared in the following manner.

Strong sulphuric acid is diluted with water in a porcelain basin until the solution stands about 6° Twaddle. After the acid and water have been thoroughly mixed together, a sufficient quantity is withdrawn to fill a 50 *c.c.* burette to the zero mark. To ascertain if this solution is normal 1.06 grams of pure dried sodium carbonate are dissolved in boiling water in a small flask, and coloured with a few drops of litmus. The acid solution is then allowed to flow into this soda solution until the blue colour is discharged.

As the acid is being run in, the flask should from time to time be shaken with a circular motion so as to ensure that the point when the reaction is complete

may be the more quickly determined. When the solution in the flask begins to take on a slightly purple tinge the flow should be checked until it merely drops slowly, and the flask gently shaken until the appearance of a faint violet colour shows that the soda originally present is neutralised by the acid, when the cock should be shut, and the number of *c.c.* run off carefully noted.

To ensure that the discharging of the blue colour is not due to the carbonic acid present in the soda solution, the flask should be placed above a Bunsen burner and the contents boiled for a few minutes, when in all likelihood the blue colour will be restored, owing to the expulsion of carbonic acid.

More of the acid must then be added, drop by drop, until the red colour is permanent after boiling. If the solution is normal exactly 20 *c.c.* will be required to do this. Should more be necessary it is too weak, and more of the strong acid will require to be added to the contents of the basin and vigorously stirred before another quantity for testing is withdrawn.

Should less than 20 *c.c.* be sufficient to complete the reaction, more water will require to be added to bring it to the desired strength, which may not be arrived at until several testings have been made. For greater accuracy 2.12 grams may be taken, and in that case 40 *c.c.* will be required to turn the litmus red permanently after boiling.

When the solution has been brought to the exact strength it should be transferred to a large wide-

mouthed, well-stoppered bottle, which should then be labelled "Standard Sulphuric Acid 1 c.c. = .031 gram Na_2O ."

To carry out the actual test a small quantity—about 2 grams is a convenient amount—of an average sample of the soda to be tested is accurately weighed out and boiled with water in a flask until all that is soluble is dissolved. When testing recovered soda the sample should be reduced to powder, by passing it through a small coffee grinder, so that the portion weighed out may be as uniform as possible; and, after boiling, the contents of the flask should be poured on to a filter, and the insoluble portion well washed, the washings being run into the flask containing the filtrate.

The solution in the flask is then coloured with a few drops of litmus, and treated with the standard sulphuric acid solution, in the same way as when testing the standard acid, until it is turned permanently red after boiling. The number of c.c. required to accomplish this is multiplied by .031; the result is then multiplied by 100 and divided by the weight of soda taken, in order to give the percentage of total alkali.

Example.—2 grams of recovered soda were accurately weighed out and dissolved with water, in a small glass flask, until all the soluble portion was extracted. A few drops of litmus were added to the clear solution, and then the standard acid run in, until the blue colour was discharged.

The contents of the flask were then boiled and the

blue colour restored, owing to the expulsion of the carbonic acid. The addition of a small quantity of the acid solution again discharged the blue colour, and the red tint was permanent after boiling for a few minutes. Exactly 29 *c.c.* of the acid had been run off; accordingly—

$$29 \times .031 = .899 \times 100 = 89.9 \div 2 = 44.95 \text{ per cent.}$$

By weighing out 3.1 grams of the soda, this calculation may be dispensed with, as the number of *c.c.* required indicate the percentage.

When testing caustic soda for total alkali the weighing must be conducted as expeditiously as possible, as the soda in the caustic form is highly deliquescent. A good plan is to place the piece to be weighed in a small glass beaker, the weight of which has already been accurately determined; the increase represents the weight of soda taken.

It is better to select an average sample, which will be near the weight usually taken, than to attempt to weigh out a stated quantity, as the time taken before the weight can be brought to the proper amount allows of a considerable absorption, both of moisture and carbonic acid, from the surrounding atmosphere.

As the caustic burns the fingers when handled, a small pair of brass forceps or tongs should always be used to lift the pieces when weighing.

Example.—Weight of beaker, 22.35 grams; weight of beaker and caustic, 23.80 grams; weight of caustic,

1.45 grams. 32.2 c.c. of standard acid were required to neutralise completely.

$$32.2 \times .031 = \frac{.9982 \times 100}{1.45} = 68.84 \text{ per cent. Na}_2\text{O.}$$

The different grades of caustic soda met with in the market are classed according to the percentage of actual soda— Na_2O —which they contain. The lowest grade is designated by the suggestive name of “bottoms,” and usually contains about 55 per cent. total alkali. It is so named, owing to the fact that it is obtained from the residue left at the bottom of the pan in which the concentration has been conducted, and therefore contains a much larger proportion of impurities than the other grades. The impurities consist mainly of iron, and impart to it a brown colour.

The two forms of 60 per cent. soda are named cream and white respectively, owing to the characteristic cream colour of the former. The white caustic is obtained by prolonging the concentration until all the moisture is driven off, and then fusing with nitre, in order to remove the impurities which are the source of the creamy colour. This concentration has the effect of increasing the percentage of soda, and in order to bring it back to the desired strength it is treated with sodium chloride (common salt).

The grades which present the greatest freedom from impurities, together with the highest percentage of total alkali, are those sold as 70 and 77 per cent. ; but notwithstanding the high degree of purity and conden-

sation arrived at in those grades, they usually contain a small portion of their bulk in the carbonated state.

In all probability the cost of caustic soda will, within a comparatively short space of time, be greatly reduced, and with it a corresponding reduction in the price of bleaching powder will doubtless take place. This may be confidently expected, owing to the introduction of the electrolytic manufacture of alkali.

It has been estimated from the results obtained by the recently fitted-up plant, in connection with Messrs. Holland and Richardson's electrolytic soda process, that, worked on a large scale, 1 ton of caustic soda and $2\frac{1}{2}$ tons of bleach can be produced at a cost to the consumer of about £15.

Compared with £9 per ton for bleaching powder and about £10 per ton for 70 per cent. caustic, which prices are current and likely to remain so under the old methods of manufacture, the advantage to the consumer is enormous.

Alum.—Before proceeding to determine the amount of alumina contained in a sample of alum, the water of crystallisation with which it is combined must first be driven off. This is accomplished by placing a small quantity of the sample in a porcelain basin, and evaporating over the water-bath until the weight is constant.

To determine the amount of alumina, about one gram of the sample treated as described is dissolved

with hot water in a porcelain dish. A small quantity of ammonium chloride solution, together with a slight excess of ammonia, is now added, and the whole boiled gently until the alumina has been precipitated. The contents of the dish are then poured on to a filter and well washed with hot water, after which the precipitate is placed in a platinum crucible, which has been previously weighed, and heated over the blowpipe flame, in order to expel the water still retained. After cooling the crucible is again weighed; the increase represents the amount of alumina present in the sample.

The presence of iron may be detected by treating a small quantity of the alum to be tested with an excess of pure caustic potash. The alum, or sulphate of alumina, is dissolved in hot water, and when brought to boiling point the caustic potash is added, and the ebullition kept up for a few minutes. Should iron be present it will separate out as a brown flocculent precipitate.

Antichlor.—The actual amount of hyposulphite of soda present in the commercial article is determined by means of the reaction with a solution of iodine. The iodine solution is prepared by dissolving 12.7 grams of pure iodine in a small quantity of water, in which about 18 grams of potassium iodide have already been dissolved. The water must be cold, and as soon as all the iodine has gone into solution, the flask should be filled to the litre mark.

As one litre contains 1000 *c.c.*, 1 *c.c.* of a solution

prepared in this way is equal to $\cdot 0248$ gram of the crystallised hyposulphite of soda, or $\cdot 0158$ gram of the anhydrous salt, and therefore the solution is said to be deci-normal. In order to render the point where the reaction has been completed the more easily determined, a small quantity of starch solution is usually added to the dissolved hyposulphite before running in the iodine solution. The starch solution is prepared by dissolving about 1 gram of powdered starch in about 200 *c.c.* of water, and decanting into a small stoppered bottle.

The addition of a small quantity of glycerine to the clear solution thus obtained helps to keep it fresh for a greater length of time; but as it can be prepared without difficulty, it is better to make a fresh supply each time a test has to be made.

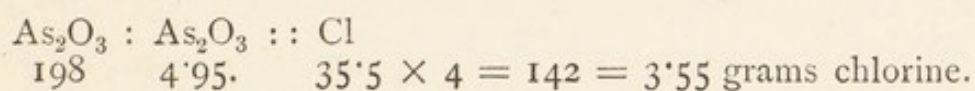
To carry out the actual testing, 24.8 grams of the crystallised hyposulphite are accurately weighed out, and having been dissolved in hot water, are transferred to a litre flask, which is then filled to the mark. After shaking the flask well, 100 *c.c.* are withdrawn, by means of a pipette, and run into a small flask, to the contents of which a small quantity of the starch solution is then added. From a burette already filled with the iodine solution, the dissolved hyposulphite in the flask is treated until the characteristic blue colour, resulting from the action of the iodine on the starch, is no longer discharged.

When this point is reached the iodine has de-

composed the whole of the hyposulphite, and is now present in excess. When the final point in the reaction is nearly reached, the cock of the burette should be closed so as to admit of the iodine solution entering the flask drop by drop, otherwise the actual percentage may be over-estimated. The number of *c.c.* of the iodine required to neutralise the hyposulphite indicate the percentage amount of the latter present in the sample.

When testing sodium sulphite, 6.3 grams of the anhydrous salt will require to be weighed out, after which the operation is conducted as in the case of the hyposulphite.

Bleaching Powder.—The amount of available chlorine present in bleaching powder is usually ascertained by means of a deci-normal solution of arsenious acid. The arsenious acid solution is prepared by dissolving 4.95 grams of pure sublimed arsenious acid (free from arsenic sulphide), to which about 25 grams recrystallised sodium carbonate (free from sodium sulphide, sulphite or hyposulphite) have been added, by boiling with water in a flask, and then diluting with water to 1 litre. As 1 equivalent of arsenious acid is equal to 4 equivalents of chlorine, 1 *c.c.* of this solution is, according to the following calculation, equal to .00355 gram chlorine:—



Each of the 1000 *c.c.* contained in the litre thus equals .00355 gram chlorine.

In order to prevent any alteration in the solution through the action of the atmosphere, it should be poured into small stoppered bottles and kept corked until required.

To prepare the sample of bleaching powder for testing, 3.55 grams are accurately weighed out, rubbed into a thin cream with water in a porcelain mortar, and transferred to a 500 *c.c.* flask, which is then filled to the mark. The flask is then well shaken, and 50 *c.c.* of the turbid solution withdrawn, and run into a small beaker, which is then placed below the burette, already filled to the zero mark with the arsenious acid solution.

The contents of the beaker are constantly stirred by means of a glass rod, while the arsenious acid is running in, and from time to time a drop from the beaker is lifted out with this rod and placed on a little of the potassium iodide and starch solution, which has been spread over a porcelain slab.

So long as any of the hypochlorite remains undecomposed by the arsenious acid, a blue stain, owing to the chlorine still present setting free the iodine in the potassium iodide to combine with the starch, will be produced; but whenever all the oxygen of the hypochlorite has been taken up by the arsenious acid, and the chlorine set free to combine with the calcium as calcium chloride, the blue stain will no longer be produced. The number of *c.c.* required to complete the reaction represent the percentage of available chlorine present in the sample, usually about 35 per cent.

The percentage of available chlorine present in the bleaching liquor, or in the drainings from the bleaching-house presses and tanks, can be determined in the same way, as each *c.c.* of the arsenious acid used equals $\cdot 00355$ gram of chlorine, as before stated.

Should it be suspected that the lime mud contains chlorine, a small portion of it should be stirred up with water to a fixed specific gravity, and then tested in the same way as the bleaching powder. In this way the amount of chlorine retained by the mud from different makes can be at once determined by comparison.

Several useful Tables may be given here:—

TABLE SHOWING PERCENTAGE AMOUNT OF SODA (Na_2O) IN AQUEOUS SOLUTIONS OF VARIOUS SPECIFIC GRAVITIES AT 15°C . (TÜNNERMAN).

Sp. gr.	Per cent.	Sp. gr.	Per cent.	Sp. gr.	Per cent.	Sp. gr.	Per cent.
1·4285	30·220	1·3198	22·363	1·2392	15·110	1·1042	7·253
1·4193	29·616	1·3143	21·894	1·2280	14·500	1·0948	6·648
1·4101	29·011	1·3125	21·758	1·2178	13·901	1·0855	6·044
1·4011	28·407	1·3053	21·154	1·2058	13·297	1·0764	5·440
1·3923	27·802	1·2982	20·550	1·1948	12·692	1·0675	4·835
1·3836	27·200	1·2912	19·945	1·1841	12·088	1·0587	4·231
1·3751	26·594	1·2843	19·341	1·1734	11·484	1·0500	3·626
1·3668	25·989	1·2775	18·730	1·1630	10·879	1·0414	3·022
1·3586	25·385	1·2708	18·132	1·1528	10·275	1·0330	2·418
1·3505	24·780	1·2642	17·528	1·1428	9·670	1·0246	1·813
1·3426	24·176	1·2578	16·923	1·1330	9·066	1·0163	1·209
1·3349	23·572	1·2515	16·379	1·1233	8·462	1·0081	0·604
1·3273	22·967	1·2453	15·714	1·1137	7·857	1·0040	0·302

TABLE SHOWING PERCENTAGE AMOUNT OF CAUSTIC SODA IN AQUEOUS SOLUTIONS OF VARIOUS SPECIFIC GRAVITIES AT 15° C.

Specific Gravity.	Per cent. NaHO.	Specific Gravity.	Per cent. NaHO.
1.059	5	1.437	40
1.115	10	1.488	45
1.170	15	1.540	50
1.225	20	1.591	55
1.279	25	1.643	60
1.332	30	1.695	65
1.384	35	1.748	70

TABLE (BASED ON RICHTER'S) SHOWING PERCENTAGE AMOUNT OF SODA (Na₂O) IN LYES OF VARIOUS DEGREES TWADDLE.

Degrees Twaddle.	Per cent. Na ₂ O.	Degrees Twaddle.	Per cent. Na ₂ O.
4	2.07	44	20.66
8	4.02	48	22.58
12	5.89	52	24.47
16	7.69	56	26.33
20	9.43	60	28.16
24	11.10	64	29.96
28	12.81	68	31.67
32	14.73	70	32.40
36	16.73	72	33.08
40	18.71	76	34.41

TABLE SHOWING STRENGTH OF SOLUTIONS OF ALUM BY SPECIFIC GRAVITY AND DEGREES TWADDLE AT 17.5° C.

Specific Gravity.	Degrees Twaddle.	Per cent. $K_2Al_2(SO_4)_4 + 24H_2O$.
1.0065	1.30	1
1.0110	2.20	2
1.0166	3.30	3
1.0218	4.36	4
2.0269	5.38	5
1.0320	6.40	6

To convert degrees Twaddle to specific gravity, multiply by 5, add 1000, and divide by 1000. To convert specific gravity to degrees Twaddle, multiply by 1000, subtract 1000, and divide by 5.

Testing Water for Impurities.—To detect the presence of the salts which cause water to be hard, a little white soap, dissolved in alcohol, should be added to it. If hard, the water will at once assume a milky appearance, while, if it is soft, no change will be observed.

Magnesia may be detected by the white precipitate formed when a small quantity of carbonate of ammonia and phosphate of soda are added to a portion of the water which has been brought to the boiling point.

Soluble sulphates or free sulphuric acid are tested for by adding a small quantity of barium chloride, as, should either be present, a precipitate of barium sulphate, insoluble in nitric acid, will at once be formed.

Carbonic acid may be detected by the white precipitate of carbonate of lime formed when lime water is added to the water containing it.

To detect sulphur compounds a little mercury should be put into a bottle containing the water and allowed to stand corked up for some time. If there are any such compounds present the mercury will have taken on a dark colour, and on shaking will assume a silver-grey colour.

The presence of iron in water may be ascertained by pouring a few drops of tincture of nutgalls into a small quantity of the water contained in a glass vessel. Should iron be present a dark grey or black colour will be at once produced. The depth of the coloration depends on the amount of iron present; the greater the quantity contained the more intense is the shade.

Soluble lime impurities may be detected by the milky turbidity produced on the addition of one or two crystals of oxalic acid to the water.

APPENDIX.

EQUIVALENT WEIGHTS AND SIZES OF WRITING PAPERS.

Large Post.	Pott.	Double Pott.	Foolscap.	Double Foolscap.	Foolscap and Third.	Foolscap and Half.	Pinched Post.	Post.	Double Post.	Copy.	Medium Post.
$16\frac{1}{2} \times 20\frac{3}{4}$	$12\frac{1}{2} \times 15$	15×25	$13\frac{1}{4} \times 16\frac{1}{2}$	$16\frac{1}{2} \times 26\frac{1}{2}$	$13\frac{1}{4} \times 22$	$13\frac{1}{4} \times 24\frac{3}{4}$	$14\frac{1}{2} \times 18\frac{1}{2}$	$15\frac{1}{4} \times 19$	$19 \times 30\frac{1}{2}$	$16\frac{1}{4} \times 20$	$18 \times 22\frac{1}{2}$
lbs.	lbs. ozs.	lbs. ozs.	lbs. ozs.	lbs. ozs.	lbs. ozs.	lbs. ozs.	lbs. ozs.	lbs. ozs.	lbs. ozs.	lbs. ozs.	lbs. ozs.
11	6 0	12 0	7 0	14 0	9 6	10 8	8 9	9 4	18 9	10 7	13 0
12	6 9	13 2	7 10	15 5	10 3	11 7	9 6	10 2	20 5	11 6	14 3
13	7 1	14 3	8 4	16 9	11 1	12 7	10 3	11 0	22 0	12 5	15 6
14	7 10	15 5	8 15	17 14	11 14	13 6	10 15	11 13	23 11	13 4	16 8
15	8 3	16 6	9 9	19 2	12 12	14 5	11 12	12 11	25 6	14 3	17 11
16	8 12	17 8	10 3	20 6	13 10	15 5	12 8	13 8	27 1	15 3	18 14
17	9 4	18 9	10 13	21 11	14 7	16 4	13 5	14 6	28 12	16 2	20 1
18	9 14	19 11	11 7	23 0	15 5	17 3	14 1	15 3	30 7	17 1	21 4
19	10 6	20 12	12 2	24 4	16 2	18 3	14 14	16 1	32 2	18 1	22 7
20	10 15	21 14	12 12	25 8	17 0	19 2	15 10	16 14	33 13	18 15	23 10
21	11 8	23 0	13 6	26 13	17 14	20 1	16 7	17 12	35 8	19 15	24 13
22	12 0	24 1	14 0	28 1	18 11	21 1	17 3	18 10	37 4	20 14	26 0
23	12 9	25 2	14 11	29 5	19 9	22 0	18 0	19 7	38 14	21 13	27 3
24	13 2	26 4	15 5	30 10	20 7	22 15	18 13	20 5	40 9	22 12	28 6
25	13 11	27 6	15 15	31 15	21 4	23 15	19 9	21 2	42 5	23 11	29 9
26	14 3	28 7	16 9	33 3	22 2	24 14	20 5	22 0	44 0	24 10	30 12
27	14 12	29 9	17 3	34 6	22 15	25 13	21 2	22 13	45 11	25 10	31 15
28	15 5	30 10	17 13	35 10	23 13	26 13	21 15	23 11	47 6	26 9	33 1

EQUIVALENT WEIGHTS AND SIZES OF PRINTING PAPERS.

Demy. 17½ × 22½		Crown. 16¼ × 21		Medium. 18¼ × 23		Royal. 20 × 25		Super Royal. 21 × 27		Double Pott. 15 × 25		Double Foolscap. 17 × 27		Double Crown. 20 × 30		Double Demy. 22½ × 35½	
lbs.	ozs.	lbs.	ozs.	lbs.	ozs.	lbs.	ozs.	lbs.	ozs.	lbs.	ozs.	lbs.	ozs.	lbs.	ozs.	lbs.	ozs.
15	12	12	13	15	12	18	12	21	4	14	1	17	3	22	8	30	
16	13	13	10	16	13	20	0	22	11	15	0	18	6	24	0	32	
17	14	14	8	17	14	21	4	24	2	15	15	19	8	25	8	34	
18	15	14	6	18	14	22	8	25	8	16	14	20	10	27	0	36	
19	16	15	3	19	15	23	12	26	15	17	13	21	13	28	8	38	
20	17	16	1	21	0	25	0	28	6	18	12	22	15	30	0	40	
21	17	17	15	22	1	26	4	29	13	19	11	24	2	31	8	42	
22	18	18	12	23	2	27	8	31	3	20	10	25	4	33	0	44	
23	19	19	10	24	2	28	12	32	10	21	9	26	6	34	8	46	
24	20	20	8	25	3	30	0	34	1	22	8	27	9	36	0	48	
25	21	21	5	26	4	31	4	35	7	23	7	28	11	37	8	50	
26	22	22	3	27	5	32	8	36	14	24	6	29	14	39	0	52	
27	23	23	1	28	6	33	12	38	5	25	5	31	0	40	9	54	
28	23	23	14	29	6	35	0	39	12	26	4	32	2	42	1	56	
29	24	24	12	30	7	36	4	41	2	27	3	33	5	43	9	58	
30	25	25	10	31	8	37	8	42	9	28	2	34	7	45	1	60	

SIZES OF BOOK AND DRAWING PAPERS.

Foolscap . . .	13¼ × 16½	Royal . . .	19 × 24	Elephant' . . .	23 × 28	Colombier . . .	23½ × 34½
Demy . . .	15½ × 20	Super Royal .	19¼ × 27½	Double Elephant	26½ × 40	Antiquarian . .	31 × 53
Medium . . .	17½ × 22½	Imperial . . .	22 × 30¼	Atlas . . .	26¼ × 34	Web . . .	60 inches wide

Sizes of Cartridge Papers.

Foolscap	14 × 18 $\frac{3}{4}$	Super Royal	19 $\frac{1}{4}$ × 27
Demy	17 $\frac{3}{4}$ × 22 $\frac{1}{2}$	Imperial	21 × 26
Royal	19 × 24	Elephant	23 × 28

Sizes of Lined Papers.

Pinched for 8vo	Expansion by 14 $\frac{1}{2}$ in.
Post for 8vo	" " 15 $\frac{1}{4}$ "
Large Post for 8vo	" " 16 $\frac{1}{2}$ "
Large Post for 4to	" " 20 $\frac{3}{4}$ "
Laid Large Post for 4to	" " 16 $\frac{1}{2}$ "

Various Calculations relating to Weight of Reams and Webs.

I. Given sample of paper, to find weight of web 100 yards by 60 inches wide, made to same substance. First find square inches in sample, weigh it, and from result obtained calculate weight of square inches in web.

Example.—4'22" × 2" = 8'44" in sample, which weighs 25'2 grains.
Square inches in web = 216,000.

$$\frac{216,000 \times 25'2}{8'44} = \frac{644,928}{7000} = 92'132 \text{ lbs. avoird.}$$

II. From sample of paper given find variation in weight of ream of 20" × 30", 480 sheets of which ought to weigh 30 lbs.

Proceed as in the previous example, finding the final result from the square inches in ream.

Example.—177'2 square inches in sample, which weighs 135'75 grains, square inches in ream of 20" × 30", 480 sheets, 288,000.

$$\frac{288,000 \times 135'75}{177'2} = \frac{39,096,000}{7000} = 31'5 \text{ lbs. per ream.}$$

III. To find weight of ream $20'' \times 30''$, 480 sheets, equivalent in substance to 54-inch web, two yards of which weigh 1 lb.

$$2 \text{ yards} \times 36'' \times 54'' = 3888 \text{ square inches} : 20'' \times 30'' \times 480 = 288,000 \text{ square inches in ream};$$

$$\text{therefore } \frac{288,000}{3888} = 74.07 \text{ lbs. per ream of } 20'' \times 30'', 480 \text{ sheets.}$$

IV. To find number of reams, of a given size, in web of any given number of yards, multiply the yards (in inches) by number of sheets in breadth of web; divide result by the draw; then divide number of sheets thus obtained by the number of sheets in the ream.

Example.—Given web 1900 yards 60 inches broad, to find number of reams of $15\frac{1}{2}'' \times 20''$, 480 sheets.

$$\frac{1900 \times 36 \times 3 \times 2}{31} = 13,238 \div 480 = 27 \text{ rms. } 11 \text{ qrs. } 7 \text{ sheets.}$$

Data for ascertaining the Number of Gallons of Caustic Liquor required to give the Number of Pounds of Na_2O necessary for a Boiling.

To find the factor, multiply the number of gallons per inch of tank by .0518 for 60 per cent., .0444 for 70 per cent., and .04036 for 77 per cent. caustic.

To find the number of inches necessary to give the desired amount of soda, multiply the number of c.c. of standard acid required to neutralise 10 c.c. of the soda solution by the factor, and divide the pounds of soda required by the result.

Example.—Capacity of tank = 100 gallons per inch.

Amount of soda required = 800 lbs., 70 per cent. caustic (Na_2O).

$$100 \times .0444 = 4.44 = \text{factor.}$$

Number of c.c. standard acid required to neutralise 10 c.c. soda solution = 12.5.

$12.5 \times 4.44 = 55.5 : 800 \div 55.5 = 14.4 =$ number of inches necessary to give 800 lbs., 70 per cent. caustic.

Table showing the Strength of Bleaching Powder Solutions,
based on Lunge and Bachofen's Sp. Gr. Table.

Degrees Twaddle at 15° C.	Available Chlorine in grams per litre.	Degrees Twaddle at 15° C.	Available Chlorine in grams per litre.
23·10	71·79	12·00	35·81
23·00	71·50	11·00	32·68
22·10	68·40	10·00	29·60
22·00	68·00	9·00	26·62
21·20	65·33	8·00	23·75
21·00	64·50	7·00	20·44
20·00	61·50	6·00	17·36
19·00	58·40	5·00	14·47
18·00	55·18	4·00	11·41
17·00	52·27	3·00	8·48
16·00	49·96	2·00	5·58
15·00	45·70	1·00	2·71
14·00	42·31	0·50	1·40
13·00	39·10	0·00	trace

Composition of solution upon which the above table was
originally founded :—

Available chlorine	72·17 grams per litre.
Chlorine as chloride	6·74 " "
Chlorine as chlorate	0·13 " "
Lime	65·53 " "

Weights and Measures of the Metric System.

WEIGHTS.

1 Milligram	=	·001 gram.
1 Centigram	=	·01 „
1 Decigram	=	·1 „
1 Gram	=	weight of a cubic centimetre of water at 4° C.
1 Decagram	=	10·000 grams.
1 Hectogram	=	100·000 „
1 Kilogram	=	1000·000 „

MEASURES OF CAPACITY.

1 Millilitre	=	1 cubic centimetre, or the measure of 1 gram of water.
1 Centilitre	=	10 cubic centimetres.
1 Decilitre	=	100 „ „
1 Litre	=	1000 „ „

MEASURES OF LENGTH.

1 Millimetre	=	·001 metre.
1 Centimetre	=	·01 „
1 Decimetre	=	·1 „
1 Metre	=	the ten millionth part of a quarter of the earth's meridian.
1 gram	=	15·43235 grains; 31·103496 grams = 1 oz. troy.
·453593 kilogram	=	1 lb. avoird; 50·802377 kilograms = 1 cwt.
1 cubic inch	=	16·386176 cubic cent.; 1 cubic foot = 28·315312 cubic decimetres; 1 gallon = 4·543458 litres.
1 inch	=	2·539954 centimetres; 1 foot = 3·0479449 decimetres.
1 yard	=	0·9143835 metre; 1 mile = 1·6093149 kilometre.

French and English Thermometer Scales.

Centigrade. (C.)		Fahrenheit. (Fahr.)	Centigrade. (C.)		Fahrenheit. (Fahr.)
0 degrees	equal	32 degrees.	55 degrees	equal	131 degrees.
5	"	41	60	"	140
10	"	50	65	"	149
15	"	59	70	"	158
20	"	68	75	"	167
25	"	77	80	"	176
30	"	86	85	"	185
35	"	95	90	"	194
40	"	104	95	"	203
45	"	113	100	"	212 water boils.
50	"	122			

To convert degrees Fahrenheit into degrees Centigrade, subtract 32, multiply by 5, divide by 9.

To convert degrees Centigrade into degrees Fahrenheit, multiply by 9, divide by 5, and add 32.

To convert degrees Réaumur into degrees Centigrade, multiply by 5 and divide by 4.

To convert degrees Réaumur into degrees Fahrenheit, multiply by 9, divide by 4, and add 32.

To convert degrees Centigrade into degrees Réaumur, multiply by 4 and divide by 5.

To convert degrees Fahrenheit into degrees Réaumur, subtract 32, multiply by 4, and divide by 9.

Useful Data.

To find the cubical contents in gallons of any square or rectangular vessel, multiply the length, depth, and breadth in feet together, and the result by 6.2355. Should the measurements be taken in inches, the result will require to be multiplied by .003607 in place of 6.2355.

To find the number of gallons contained in a cylindrical

vessel, first square the diameter, then multiply by 3·1416; divide result by 4 and multiply by depth; after which, proceed as in the case of a square vessel—*i.e.*, multiply by 6·2355 if in feet, or by ·003607 if in inches.

To reduce inches to metres, multiply by	.	·02540.
„ centimetres to inches, multiply by	.	·3937.
„ inches to centimetres	„ „	·2540.
„ kilograms to pounds	„ „	·22046.
„ gallons to litres	„ „	·4548.
„ litres to gallons	„ „	·22.
„ pints to cubic centimetres	„ „	567·936.
„ grams to grains	„ „	·15432.
„ grains to grams	„ „	·0648.
„ ounces to grams	„ „	·28349.

To convert kilograms per square centimetre into pounds per square inch, multiply by 14·2247.

To convert pounds per square inch into kilograms per square centimetre, multiply by ·0703.

(From Bayley's "Chemist's Pocket-Book.")

1 pint equals 1·25 lbs., or 8750·0 grains of water.

1 gallon of distilled water equals 10 lbs., and measures 277·274 cubic inches.

1 lb. Avoir. equals 7000 grains; 1 lb. Troy equals 5760 grains; 1 oz. Troy equals 480 grains.

INDEX.

- A** CETIC acid, 21.
Acetate of lime, 22.
Acid, arsenious, deci-normal solution of, 185.
— carbonic, 13.
— free, in sulphates of alumina, 72.
— hydrochloric, 13, 27.
— hypochlorous, 21.
— nitric, 155.
— or bi-sulphite processes, 31.
— oxalic, 190.
— sulphuric, 21, 27.
— sulphurous, 32, 34.
Action of atmosphere on cellulose, 2; on mechanical wood in paper, 39.
— of bleach on cellulose, 2; on jute, 14, 36.
— of caustic soda on vegetable fibres, 10.
— of cuprich hydrate on cellulose, 2.
Adipo-cellulose, 4.
African esparto, Muller's analysis of, 40.
Agalite, 61.
Agitators, 81.
Air blast, 45, 172.
Albumen, ammonium, 76.
Alcohol, dilute, 76, 151.
Alkali processes, 31, 33.
— testing caustic, 177.
Alkaline soap, 134.
Alum, 71.
— crystal, estimation of alumina in, 182.
— in sizing, 71, 124.
Alumina, sulphates of, 72.
— use of, in bleaching, 21, 27.
— in paper, testing for, 160.
Ammonia, vanadate of, 32.
— soda, 16.
Ammonium albumen, 76.
Angle cutter, 138.
Angles, cutting, 145.
Aniline colours, 65.
— sulphate of, 155.
Animal size, preparation of, 123; — testing paper for, 159.
— sizing, 124.
Antichlor, 28.
Apron, 86, 88.
Apron-board, 114.
Arsenious acid, 185.
Ash-soda, boiling with, 15.
— in engine size making, 67.
Atmosphere, action of, on cellulose, 2; on mechanical wood in paper, 155.
- B** ACK-LASH of vacuum pump, 99.
— water, 92.
Balsam, Canada, 152.

- Barium sulphate, 59, 158.
 Bark liquor, 65.
 Bast fibres, 5.
 Beater, construction of, 55.
 — Forbes' patent, 55.
 — Marshall's patent, 52.
 — plates, 51, 56.
 — rolls, 51, 56.
 Beaters, intermediate, 51.
 Beating, effect of, on sizing, 70.
 — free or fast stuff, 48.
 — heavy engines, 97;
 — light engines, 98.
 — long stuff, 48, 49.
 — short stuff, 49.
 — Spanish esparto, 53.
 — stuff for bank and loan papers, 48; for chromo and plate papers, 49; for blotting-papers, 55.
 — wood, 54.
 Beech, 39.
 Bells, 120.
 Bicarbonate of sodium, 173.
 Bichromate of potash, 65.
 Birch, 39.
 Bisulphite of lime, 33.
 — of magnesium, 33.
 Bisulphite process, Cross's, 32; Ekman's, 34; Mitscherlich's, 35; Partington's, 35.
 Bleach, effect of, on cellulose, 2.
 — mixer, 24.
 Bleaching, electrolytic, 25; Hormite's process, 26.
 — esparto, 45.
 — gas, 15.
 — house, 27.
 — jute, 14.
 — liquor, preparation of, 24.
 — Lunge's method, 21.
 — ozone, 25.
 — powder, preparation of, 19, 20.
 — rags, 12, 19.
 — rationale of, 20, 25.
 — straw, 46, 47.
 — use of acetic acid in, 21; alum in, 21, 27; steam in, 20; sulphuric acid in, 21, 27.
 — wood, 37.
 Blitz's sulphide wood-pulp process, 32.
 Blotting papers, 55.
 Blowing, 106.
 Blow-off cock, 34, 37, 43.
 Blue, colouring with, 63.
 — Paris, 65.
 — smalts, 64.
 — standard sample of, 62.
 Blue-wove, making, 88, 122.
 Boilers, revolving, 67.
 — stationery, 14.
 Boiling, rationale of, 10.
 — esparto, 42.
 — jute, 13.
 — rags, 10.
 — straw, 46, 47.
 — with lime, 12, 13.
 Book papers, sizes of, 192.
 Boxes, suction, 94.
 Breaking in half-stuff, 19.
 — at press-roll, 91, 99.
 — at calenders, 112.
 Breast-box, 85.
 — -roll, 93.
 Broke, 49, 50.
 Brown's patent dandy roll, 104.
 Burnishing, 136.
- C**ALCINED soda, 166.
 Calcium, chloride of, 20.
 — chlorate of, 23.
 — hypochlorate of, 20.
 — sulphate, 59.
 Calender, plate-glazing, 136.
 — super, 132.
 Calenders, machine, 112.
 Canada balsam, 152.
 Carbonate of lime, 13.
 — of magnesium, 34; sodium, 189.
 Carbonic acid, 13, 74, 171.
 Carnation, 62, 64, 151.
 Carrying-rolls, 115.
 Cartridge papers, sizes of, 192.
 Caseine sizing, 76.
 Caustic soda, 10, 40, 41.
 — estimation of total alkali in, 179.

- Caustic data for strength of leys, 194.
 — table showing strength of leys, 188.
- Causticising recovered soda, 170.
 — test, 171.
- Cellulose, action of atmosphere on, 2; bleach on, 2; solvents on, 2.
 — composition and chemical formula, 1.
 — of cotton, 5; esparto, 5, 6, 42; flax, 5; hemp, 5; jute, 5; Manilla hemp, 5, 6; straw, 5, 7, 46; wood (chemical), 5, 6, 31; wood (mechanical), 5, 6.
- Celluloses, compound, 3.
- Chemical and physical characteristics of various fibres, 5, 6, 7.
- Chemicals, testing, 177.
- Chemical wood-pulp, 5, 6, 31.
- China clay, 58, 59, 158; action in glazing, 58; action in sizing, 59; preparation for the engine, 58; properties, 58; retention of, 60; selection of, 58.
- Chloric acid, 27.
- Chloride of ammonium, 160; calcium, 20; lime, 20; magnesium, 26; silver, 161; sodium, 181.
- Chlorides, testing paper for, 161.
- Chlorine reaction with jute, 16, 36.
 — estimation of, in bleaching powder, 185.
 — gas, bleaching with, 15, 20.
- Chlorous acid, 27.
- Circular knives, 139, 146.
- Cockling, 110, 129.
- Colouring, 62.
- Commercial sodas, grades of, 181.
 — examination of, 179.
- Cooling-roll, 129.
- Cork tissue, 4.
- Cotton calender rolls, 134.
 — coloured, rags, 6.
 — fibres, 3; physical characteristics of, 3.
- Couch-roll jacket, 121, 122.
- Couch-roll jacket, under, 95.
- Cracks, 113.
- Cross-cutting knives, 139, 147.
- Cupric ammonia, action on cellulose, 2.
- Cutting, 138.
 — burnished papers, 142.
 — cartridge papers, 146.
 — machine, rag, 9.
 — tissue papers, 13.
- Cutter, English, 146.
 — revolving angle and square, 138.
- Cylinders, damping, 133.
 — drying, 75.
- Cuticular tissue of cotton, 4; esparto, 4, 154; straw, 4, 154.
- D**AHL'S sulphate process, 32, 33, 36.
- Damping rolls, 133.
- Dandy roll, Brown's patent, 104.
 — rolls, 101; named, 101.
- Data, useful, 197, 198.
- Deckle straw, 87.
- Deckles, Holloway's patent, 86.
 — old style of, 86.
- Determination of alumina in alum, 182; available chlorine in bleaching powder, 155; percentage of mineral substances in paper, 158, 162; total alkali in sodas, 179.
- Draws, changing, 111.
 — double and single, 145.
- Double-crown, 192.
 — demy, 192.
 — elephant, 192.
 — foolscap, 192.
 — post, 191.
 — pott, 191.
- Drier, 128.
- Drum, washing, 18, 37.
- Drying loft, 131.
- Dusting esparto, 41.
 — rags, 9.

- E** DGE-RUNNER, 50.
 Ekman's wood-pulp process, 34.
 Elasticity of fibres, 11, 54.
 Electrolytic bleaching, 25; Hermit's process, 26; ozone method, 25.
 — manufacture of alkali, 182; bleaching powder, 182.
 Engine, beating, 55.
 — Forbes's patent beater, 55.
 — Marshall's perfecting, 52.
 — size, 66; preparation of, 67; recipe for neutral resin soap, 69; recipe for white, 69.
 — washing and breaking, 17, 18.
 Esparto, available cellulose in, 40.
 — bleaching, 45.
 — detection of, in paper, 154.
 — dusting, 41.
 — isolation of cellulose in, 40.
 — Muller's analysis of, 40.
 — physical characteristics of, 5.
 — rationale of boiling, 41.
 — steepers, 44.
 — summer, 41.
 — washing, 44, 45.
 — winter, 41.
 Estimation of alumina in alum, 182; antichlor, 183; chlorine in bleaching powder, 185; mineral substances in paper, 162; sodas, 179.
 Evaporator, Porion's, 164.
 — Yaryan's, 175.
 Examination, microscopical, of paper, 149.
- F** ADING in engines and chests, 64.
 Fast driving, 114.
 Fast stuff, 48, 51.
 Feeding-rolls, 140, 146.
 Felt, dry, 108.
 — wet, 108.
 Felting, 7, 11, 12, 49.
- Ferric oxide causticising process, 173.
 Fibres, cotton, recognition of, by microscope, 152.
 — elasticity of, 49.
 — esparto, 154.
 — flax or linen, 153.
 — hemp, 153.
 — jute, 153.
 — Manilla, 153.
 — physical characteristics of various, 5, 6, 7.
 — straw, 154.
 — wood, chemical, 153; mechanical, 154.
 Fibro-vascular bundles, 5.
 Filaments, 5.
 Finishing, 147.
 First pump-box, 99.
 — press-rolls, 109.
 Flax, cellulose of, 4, 5, 6.
 — boiling, 13.
 Foolscap, 192.
 Forbes's patent beater, 55.
 Fourdrinier machine, 79.
 Free resin, 66.
 French and English thermometer scales, 197.
 — weights and measures, 196.
 Friction, glazed paper cutting, 142.
 — glazing, 136.
 Froth-killers, 97.
 Furnace, incinerating, 164.
- G** AS, bleaching with chlorine, 15, 20.
 Glass covers, 150.
 — slides, 150.
 Glazing friction, 136.
 — plate, 136.
 Glycerine, 150.
 Grass, esparto, 40.
 — knots, 84.
 Greens, colouring, 65.
 Ground wood, 38.
 Guide-roll, 116, 119.
 Guiding-tapes, 130

HALF-STUFF, breaking in, 19.
 Hard-boiled grass, 43.
 — water in sizing, 73.
 Hemp fibres, physical characteristics of, 6.
 — Manilla, 6, 55.
 Hermite's bleaching process, 26.
 High pressures, effect of, in boiling, 42; in boiling wood, 33.
 Holloway's deckles, 86.
 Hydrate of soda, 10, 40, 41.
 Hydrochloric acid, 13, 27.
 Hydrometer, Twaddle's, 189.
 Hypochlorite of calcium, 20.
 Hypochlorous acid, 20.
 Hyposulphite of soda, 28.

IMPERIAL, 192.
 Incinerating furnace, 164.
 Iodide of potassium, 30.
 — and starch test, 30.
 Iodine, deci-normal solution, 183.
 — reaction with cellulose, 2, 3, 149.
 Iron, free, test for, in alum cake, 183.
 — use of, in colouring, 65.
 Irregular weight, 79.
 Isolation of cellulose, 3.

JUTE fibres, bleaching, 14, 22.
 — boiling, 13.
 — physical characteristics, 4, 6.
 — reaction with chlorine, 16, 36.

KAOLIN, 58.
 — preparation for the engine, 58.
 — properties of, 58.
 Killing black threads, 23.
 Knife, cross-cutting, 139, 147.
 — doctor, 97.
 Knives, circular, 139, 146.

Knots, grass, 42, 53.
 — strainer, 84.
 Knotter, 115.
 Kollergang "broke," 49, 50.

LAID paper, 89.
 — dandy-rolls, 101; Brown's patent, 104.
 Lead, nitrate of, 65.
 Leys, table showing strength of, 188.
 Lignin, 3.
 Ligno-cellulose, 4, 31, 46.
 Lime, boiling with, 12, 13.
 — bisulphite of, 35.
 — carbonate of, 13.
 — hypochlorite of, 20.
 — hyposulphite of, 183.
 — milk of, 15.
 — mud, 25.
 — removal of, from hides, 123.
 — salts from bleaching solution, 24, 73.
 — solutions of, for boiling with, 13.
 — sulphates of, 73.
 Linen fibres, characteristics of, 6; recognition of, by microscope, 153.
 — rag papers, sizing and drying of, 128.
 Liquor, bleaching, preparation of, 24; uniformity of, 23.
 — spent, recovery of soda from, 164.
 Litmus solution, 177.
 Lixiviation, 167.
 — methods of conducting, 168, 169.
 — tanks, 167.
 Loading, 50, 57.
 — agalite as a, 61.
 — barium chloride as a, 61.
 — China clay as a, 58, 59.
 — chromo and plate papers, 59.
 — mechanical wood as a, 39.
 — printing papers, 57.

Long measure, French, 196.

— stuff, 49.

— wires, 91.

Lunge's bleaching process, 21.

MACHINE, centrifugal, 16.

— cylinders, effect on sizing of, 75.

— English cutting, 146.

— Fourdrinier, management of, 79.

— presse-pâte, 37, 42, 47.

— rag cutting, 9.

— revolving cutting, 138.

— willowing and dusting, 8, 41.

Machine wire, putting on and starting, 115.

Magnesia, carbonate of, 73.

— sulphate of, 73.

Magnesium, bi-sulphite of, 33, 34.

— chloride of, 26.

Making bank papers, 50, 51.

— cartridge papers, 83, 120.

— chromo papers, 51.

— loan papers, 50.

— plate papers, 5.

— web papers, 112.

— yellow wove papers, 88.

Manganese, peroxide of, 16.

Manilla, physical characteristics of, 5.

— recognition of, by microscope, 153.

Marshall's perfecting engine, 52.

Mechanical wood-pulp, 38; action of atmosphere on, 39; loading with, 39; preparation of, 38; recognition of, in paper, 155.

Method, Hermite's, of bleaching, 26.

— Lunge's, of bleaching, 21.

Metric system of weights and measures, 196.

Microscope, recognition of cotton fibres, by means of, 152; china clay, by means of, 158; esparto fibres, by means

of, 154; flax fibres, by means of, 153; hemp fibres, by means of, 153; jute fibres, by means of, 153; Manilla fibres, by means of, 153; pearl hardening, by means of, 158; straw fibres, by means of, 154; terra-alba, by means of, 158; wood fibres, by means of, 153, 154.

— suitable objectives for, 150.

Microscopical examination of fibres, 149.

Mid-feather, 18.

Milk of lime, 35.

Milk sizing, 76.

Mitscherlich's "slow" process, 35.

NASCENT oxygen, 20.

Nitrate of lead, 65.

Nitric acid, 155.

Nitro-sulphuric acid, 155.

Non-cellulose, 3, 14, 22, 35, 40, 42.

OIL of vitriol, 113.

— sperm, 134.

Operation of beating, 48.

Overhauling, 150.

Oxidisation, prevention of, 33.

Oxy-cellulose, 2, 27.

Ozone bleaching, 25.

PACKING, on pulleys, 110.

Pan, evaporating, 165.

Paper, bank, 48.

— blotting, stuff for, 55.

— blue, making, 122.

— broke, 49, 50.

— chromo, stuff for, 49, 51.

— cutting tissue, 143.

— effect of straw fibres in, 47.

— glazing coloured, 136; straw, 135; wood, 135.

— green colouring of, 65.

- Paper machine, Fourdrinier, 79.
 — plate, stuff for, 51.
 — printing, glazing of, 134.
 — sizes of, 191, 192.
 — soft-sized, 54, 96.
 — testing, for animal size, 159, 160; alum, 160; chlorides, 161; engine size, 162; mineral substances, 162.
 — toned, 65.
 — tub-sizing, 125, 126, 127.
 Paris blue, 65.
 Partington's wood-pulp process, 35.
 Pearl hardening, 59, 158, 163.
 Pectic acid, 23.
 Pecto-cellulose, 3, 42, 46.
 Perfecting engine, Marshall's, 52, 125.
 Peroxide of manganese, 16.
 Physical characteristics of cellulose, 1, 2; of various fibres, 5, 6, 7.
 Picking esparto, 41.
 — couch-roll jacket, 122.
 — wet rags, 17.
 Pine, 39.
 Pink, 65.
 Plant structures, 3.
 Plate glazing, 136.
 Poplar, 39.
 Porion's evaporator, 164.
 Potash caustic, 183.
 Potassium iodide, 23, 30.
 Potcher, 37.
 Preliminary treatment of wood, 32; esparto, 41, 42.
 Preparation of animal size, 123; bleaching liquor, 24; bleaching powder, 19; bleach test, 185; causticising test, 171; normal sulphuric acid, 177.
 Presse-pâte, 37, 42, 47.
 Press-rolls, breaking at, 91, 99.
 — first, 109.
 — second, 109.
 Pressure in boiling, 33; glazing, 135; evaporation, 174.
 Printing paper, glazing of, 134.
 Process, Blitz's, 32.
 Process, acid, bisulphite, for wood, 33.
 — alkali, for wood, 31, 33.
 — chemical, for wood, 32, 33.
 — Cross's, 32.
 — Dahl's, 32, 33, 36.
 — Ekman's, 34.
 — Hermite's, 26.
 — Lunge's, 21.
 — mechanical, for wood, 38, 39.
 — Mitscherlich's, 35.
 — Partington's, 35.
 — sulphate, for wood, 32, 33, 36.
 — sulphide, for wood, 32.
 — sulphite, 33, 34, 35.
 — Watt and Burgess's, 33.
 Pulp, wood, 31.
 — straw, 46, 47.
 — sulphate, 32, 33, 36.
 — sulphite, 33, 34, 35.
 Pumps, stuff, 81.
 — vacuum, 94.
- R**AG cutting machine, 9.
 Rags, beating, 50.
 — bleaching, 19.
 — boiling, 10.
 — breaking, 18.
 — grading and dusting, 8.
 Raised seam, 113, 120.
 Recognition of fibres by the microscope, 149, 155.
 Recovery of soda, 164.
 Reeling at the sizer, 127.
 Resinate of alumina, 66, 69.
 Resin, free, theory, 66.
 — size, preparation of, 67; recipes for, 69.
 — soap, 58, 69.
 — spots, 70.
 Retting, 4.
 Revolving boilers, 14.
 — cutter, 138.
 — strainer, 82.
 Roll, beater, 51, 56.
 — breaker, 19.
 — breast, 93.

- Roll, carrying, 115.
 — couch, 122.
 — stent, 118.
 Rolls, calender, 134.
 — cotton covered, 134.
 — dry-felt, 107.
 — hard, on edges of web, 86, 87.
 — wet-felt, 116.
 Ropes, 6.
 Royal, 191, 192.
 Rust spots, 56.
- S**AND TRAP, 82.
 Save-all, 94.
 Scotch wood-pulp process, 36.
 Screens, 38.
 Second press-felt, 109.
 — press-roll, 109.
 Setting circular knives, 139, 146.
 Settling of stuff on machine wire, 49.
 Shake, 54, 93.
 Sheave, 135.
 Size, animal, preparation of, 123.
 — engine, 58, 66.
 Sizes of book papers, 192; cartridge papers, 193; printing papers, 192; writing papers, 191.
 Sizing, animal, or tub, 125.
 — caseine, 76.
 — engine, 66.
 Smalts, 64.
 Smoothing-rolls, 111.
 Soap, in sizing, 124.
 — resin, 66, 69.
 Soda, aluminate of, 173.
 — ash, 55.
 — calcined, 166.
 — carbonate of, 189.
 — caustic, testing, 179.
 — hydrate of, 36.
 — hyposulphite of, testing, 183.
 — recovery of, 164.
 — silicate of, 173.
 — sulphate of, 36; testing, 185.
 — sulphide of, 36.
- Soda, table showing amount of, in solutions of various densities, 188, 189.
 Sodium chloride, 181.
 — resinate, 72.
 Soft-sized papers, 96.
 Solvents, action on cellulose, 2.
 Sorting esparto, 42.
 — rags, 10.
 Spangling or glistening, 129.
 Spanish esparto, analysis of, 40.
 Spent liquors, recovery of, 164.
 Standard microscopical specimens, 156; shade of blue, 62; carnation, 62.
 — sulphuric acid, preparation of, 177.
 Starch, 61.
 — detection of, in paper, 161.
 — paste, 184.
 Steam, use of, in bleaching, 20, 46.
 Strainer, 82.
 — plates, 83.
 — revolving, 82.
 Straining china clay, 58.
 — pulp, 82, 83.
 — starch, 62.
 — terra-alba (barium sulphate), 60.
 — ultramarine, 63.
 Straw, bleaching, 47.
 — boiling, 46.
 — physical characteristics of, 5.
 Structures, plant, 3.
 Stuff chests, 81.
 — fast, 48, 51.
 — free, 48, 49, 89.
 — long, 49-51.
 — short, 49.
 — soft, 51, 90.
 Sulphate of alumina, 72; aniline, 155; lime, 73; magnesia, 73; soda, 36.
 — wood-pulp, 154; process, 36.
 Sulphide of soda, 172.
 Sulphite of soda, 29.
 — processes, 32.
 — pulp, 153.

Sulphur impurities in water, 190 ;
 coal, 166.
 Sulphuric acid, 21.
 Sulphurous acid, 32, 33 ; gas, 33,
 34.
 Super-calender, 134.

TABLE of French and English
 thermometer scales, 197.

— showing amount of caustic
 soda in leys of various den-
 sities, 188 ; amount of soda
 in leys of various densities,
 188, 189 ; composition of es-
 parto, 40 ; composition of
 straw, 47 ; equivalent weights
 and sizes of printing papers,
 192 ; equivalent weights and
 sizes of writing-papers, 191 ;
 percentage of alum in solu-
 tions of various specific
 gravities, 189 ; strength of
 bleaching-powder solutions,
 195.
 — sand, 82.
 Tables of the metric system,
 196.
 Terra-alba, 59.
 Testing alum, 182.
 — antichlor, 183.
 Testing bleaching powder, 185.
 — caustic soda, 179.
 — hyposulphite of soda, 183.
 — paper for alum, 160 ; animal
 size, 159 ; chlorides, 161 ;
 engine size, 162 ; mechanical
 wood, 155 ; mineral sub-
 stances, 162.
 — recovered soda, 179.
 — sulphite of soda, 185.
 — ultramarine, 63.
 — water for impurities, 189 ; hard-
 ness, 189.
 Thermometer scales, French and
 English, 197.
 Thread, 4.
 Toned paper, 65.

Treatment of esparto, 40 ; jute, 14 ;
 rags, 8, 18 ; straw, 46 ; wood
 (chemical), 31 ; wood (me-
 chanical), 38.
 Tub sizing, 125.
 Turpentine, 122.
 Twaddle's hydrometer, conversion
 of degrees into specifi
 gravity, 189.

ULTRAMARINE, acid - re-
 sisting power of, 63.
 — colouring power of, 63.
 — fading in engines and chests,
 64.
 — standard shade of, 62.
 Unsized papers, 54.

VACUUM pumps, 94.
 Vanadate of ammonia, 32.
 Vanilline, 2.
 Various fibres, 5-7.
 Vitriol, 113.
 Vulcanite, 94.

WASHING drum, 17.
 — engine, 17.
 — esparto, 44, 45.
 — rags, 17.
 — straw, 47.
 — wood, 37.
 Wash-roll, 95.
 Water, hard, 73 ; testing, for
 impurities, 189.
 Water-marking, 103.
 Watt and Burgess's process, 33.
 Wax, 136.
 Webs, making, 112.
 Weights and measures of the
 metric system, 196.
 Wet picking, 17.
 Wire, length of, 91.
 Wood, acid treatment of, 31.
 — fibres, characteristics of, 5, 7.

- Wood, lime, 39.
— pulp, chemical, 5, 7, 54; mechanical, 38.
— soda, 33.
— sulphate, 154.
— sulphite, 153.
Woods, table of composition of, 39.
Würster and Zugler's experiments with rags, 12.
Würster's theory of sizing, 66.
- Y**ARYAN evaporator, 175.
Yellow-wove, making, 88.
Yield of cellulose from esparto, 40; straw, 47; wood, 33, 35.
- Z**UGLER'S and Würster's experiments with rags, 12.

A

CATALOGUE OF BOOKS

INCLUDING NEW AND STANDARD WORKS IN
ENGINEERING: CIVIL, MECHANICAL, AND MARINE;
ELECTRICITY AND ELECTRICAL ENGINEERING;
MINING, METALLURGY; ARCHITECTURE,
BUILDING, INDUSTRIAL AND DECORATIVE ARTS;
SCIENCE, TRADE AND MANUFACTURES;
AGRICULTURE, FARMING, GARDENING;
AUCTIONEERING, VALUING AND ESTATE AGENCY;
LAW AND MISCELLANEOUS.

PUBLISHED BY

CROSBY LOCKWOOD & SON.

MECHANICAL ENGINEERING, etc.

D. K. Clark's Pocket-Book for Mechanical Engineers.

THE MECHANICAL ENGINEER'S POCKET-BOOK OF TABLES, FORMULÆ, RULES AND DATA. A Handy Book of Reference for Daily Use in Engineering Practice. By D. KINNEAR CLARK, M.Inst.C.E., Author of "Railway Machinery," "Tramways," &c. Second Edition, Revised and Enlarged. Small 8vo, 700 pages, 9s. bound in flexible leather covers, with rounded corners and gilt edges.

SUMMARY OF CONTENTS.

MATHEMATICAL TABLES.—MEASUREMENT OF SURFACES AND SOLIDS.—ENGLISH WEIGHTS AND MEASURES.—FRENCH METRIC WEIGHTS AND MEASURES.—FOREIGN WEIGHTS AND MEASURES.—MONEYS.—SPECIFIC GRAVITY WEIGHT AND VOLUME.—MANUFACTURED METALS.—STEEL PIPES.—BOLTS AND NUTS.—SUNDRY ARTICLES IN WROUGHT AND CAST IRON, COPPER, BRASS, LEAD, TIN, ZINC.—STRENGTH OF MATERIALS.—STRENGTH OF TIMBER.—STRENGTH OF CAST IRON.—STRENGTH OF WROUGHT IRON.—STRENGTH OF STEEL.—TENSILE STRENGTH OF COPPER, LEAD, ETC.—RESISTANCE OF STONES AND OTHER BUILDING MATERIALS.—RIVETED JOINTS IN BOILER PLATES.—BOILER SHELLS.—WIRE ROPES AND HEMP ROPES.—CHAINS AND CHAIN CABLES.—FRAMING.—HARDNESS OF METALS, ALLOYS AND STONES.—LABOUR OF ANIMALS.—MECHANICAL PRINCIPLES.—GRAVITY AND FALL OF BODIES.—ACCELERATING AND RETARDING FORCES.—MILL GEARING, SHAFTHING, ETC.—TRANSMISSION OF MOTIVE POWER.—HEAT.—COMBUSTION: FUELS.—WARMING, VENTILATION, COOKING STOVES.—STEAM.—STEAM ENGINES AND BOILERS.—RAILWAYS.—TRAMWAYS.—STEAM SHIPS.—PUMPING STEAM ENGINES AND PUMPS.—COAL GAS, GAS ENGINES, ETC.—AIR IN MOTION.—COMPRESSED AIR.—HOT AIR ENGINES.—WATER POWER.—SPEED OF CUTTING TOOLS.—COLOURS.—ELECTRICAL ENGINEERING.

* * * OPINIONS OF THE PRESS.

"Mr. Clark manifests what is an innate perception of what is likely to be useful in a pocket-book, and he is really unrivalled in the art of condensation. Very frequently we find the information on a given subject is supplied by giving a summary description of an experiment, and a statement of the results obtained. There is a very excellent steam table, occupying five and-a-half pages; and there are rules given for several calculations, which rules cannot be found in other pocket-books, as, for example, that on page 497, for getting at the quantity of water in the shape of priming in any known weight of steam. It is very difficult to hit upon any mechanical engineering subject concerning which this work supplies no information, and the excellent index at the end adds to its utility. In one word, it is an exceedingly handy and efficient tool, possessed of which the engineer will be saved many a wearisome calculation, or yet more wearisome hunt through various text-books and treatises, and, as such, we can heartily recommend it to our readers, who must not run away with the idea that Mr. Clark's Pocket-book is only Molesworth in another form. On the contrary, each contains what is not to be found in the other; and Mr. Clark takes more room and deals at more length with many subjects than Molesworth possibly could."

The Engineer.

"It would be found difficult to compress more matter within a similar compass, or produce a book of 650 pages which should be more compact or convenient for pocket reference. . . . Will be appreciated by mechanical engineers of all classes."—*Practical Engineer.*

"Just the kind of work that practical men require to have near to them."—*English Mechanic.*

MR. HUTTON'S PRACTICAL HANDBOOKS.

Handbook for Works' Managers.

THE WORKS' MANAGER'S HANDBOOK OF MODERN RULES, TABLES, AND DATA. For Engineers, Millwrights, and Boiler Makers; Tool Makers, Machinists, and Metal Workers; Iron and Brass Founders, &c. By W. S. HUTTON, Civil and Mechanical Engineer, Author of "The Practical Engineer's Handbook." Fifth Edition, carefully Revised, with Additions. In One handsome Volume, medium 8vo, price 15s. strongly bound. [Just published.]

☞ *The Author having compiled Rules and Data for his own use in a great variety of modern engineering work, and having found his notes extremely useful, decided to publish them—revised to date—believing that a practical work, suited to the DAILY REQUIREMENTS OF MODERN ENGINEERS, would be favourably received.*

In the Fourth Edition the First Section has been re-written and improved by the addition of numerous Illustrations and new matter relating to STEAM ENGINES and GAS ENGINES. The Second Section has been enlarged and Illustrated, and throughout the book a great number of emendations and alterations have been made, with the object of rendering the book more generally useful.

* * OPINIONS OF THE PRESS.

"The author treats every subject from the point of view of one who has collected workshop notes for application in workshop practice, rather than from the theoretical or literary aspect. The volume contains a great deal of that kind of information which is gained only by practical experience, and is seldom written in books."—*Engineer.*

"The volume is an exceedingly useful one, brimful with engineers' notes, memoranda, and rules, and well worthy of being on every mechanical engineer's bookshelf."—*Mechanical World.*

"The information is precisely that likely to be required in practice. . . . The work forms a desirable addition to the library not only of the works' manager, but of anyone connected with general engineering."—*Mining Journal.*

"A formidable mass of facts and figures, readily accessible through an elaborate Index . . . Such a volume will be found absolutely necessary as a book of reference in all sorts of 'works' connected with the metal trades."—*Ryland's Iron Trades Circular.*

"Brimful of useful information, stated in a concise form, Mr. Hutton's books have met a pressing want among engineers. The book must prove extremely useful to every practical man possessing a copy."—*Practical Engineer.*

New Manual for Practical Engineers.

THE PRACTICAL ENGINEER'S HAND-BOOK. Comprising a Treatise on Modern Engines and Boilers: Marine, Locomotive and Stationary. And containing a large collection of Rules and Practical Data relating to recent Practice in Designing and Constructing all kinds of Engines, Boilers, and other Engineering work. The whole constituting a comprehensive Key to the Board of Trade and other Examinations for Certificates of Competency in Modern Mechanical Engineering. By WALTER S. HUTTON, Civil and Mechanical Engineer, Author of "The Works' Manager's Handbook for Engineers," &c. With upwards of 370 Illustrations. Fourth Edition, Revised, with Additions. Medium 8vo, nearly 500 pp., price 18s. Strongly bound.

☞ *This work is designed as a companion to the Author's "WORKS' MANAGER'S HAND-BOOK." It possesses many new and original features, and contains, like its predecessor, a quantity of matter not originally intended for publication, but collected by the author for his own use in the construction of a great variety of MODERN ENGINEERING WORK.*

The information is given in a condensed and concise form, and is illustrated by upwards of 370 Woodcuts; and comprises a quantity of tabulated matter of great value to all engaged in designing, constructing, or estimating for ENGINES, BOILERS, and OTHER ENGINEERING WORK.

* * OPINIONS OF THE PRESS.

"We have kept it at hand for several weeks, referring to it as occasion arose, and we have not on a single occasion consulted its pages without finding the information of which we were in quest."—*Athenæum.*

"A thoroughly good practical handbook, which no engineer can go through without learning something that will be of service to him."—*Marine Engineer.*

"An excellent book of reference for engineers, and a valuable text-book for students of engineering."—*Scotsman.*

"This valuable manual embodies the results and experience of the leading authorities on mechanical engineering."—*Building News.*

"The author has collected together a surprising quantity of rules and practical data, and has shown much judgment in the selections he has made. . . . There is no doubt that this book is one of the most useful of its kind published, and will be a very popular compendium."—*Engineer.*

"A mass of information, set down in simple language, and in such a form that it can be easily referred to at any time. The matter is uniformly good and well chosen and is greatly elucidated by the illustrations. The book will find its way on to most engineers' shelves, where it will rank as one of the most useful books of reference."—*Practical Engineer.*

"Full of useful information and should be found on the office shelf of all practical engineer."—*English Mechanic.*

MR. HUTTON'S PRACTICAL HANDBOOKS—continued.

Practical Treatise on Modern Steam-Boilers.

STEAM-BOILER CONSTRUCTION. A Practical Handbook for Engineers, Boiler-Makers, and Steam Users. Containing a large Collection of Rules and Data relating to Recent Practice in the Design, Construction, and Working of all Kinds of Stationary, Locomotive, and Marine Steam-Boilers. By WALTER S. HUTTON, Civil and Mechanical Engineer, Author of "The Works' Manager's Handbook," "The Practical Engineer's Handbook," &c. With upwards of 300 Illustrations. Second Edition. Medium 8vo, 18s. cloth.

This work is issued in continuation of the Series of Handbooks written by the Author, viz:—"THE WORKS' MANAGER'S HANDBOOK" and "THE PRACTICAL ENGINEER'S HANDBOOK," which are so highly appreciated by Engineers for the practical nature of their information; and is consequently written in the same style as those works.

The Author believes that the concentration, in a convenient form for easy reference, of such a large amount of thoroughly practical information on Steam-Boilers, will be of considerable service to those for whom it is intended, and he trusts the book may be deemed worthy of as favourable a reception as has been accorded to its predecessors.

** OPINIONS OF THE PRESS.

"Every detail, both in boiler design and management, is clearly laid before the reader. The volume shows that boiler construction has been reduced to the condition of one of the most exact sciences; and such a book is of the utmost value to the *fin de siècle* Engineer and Works Manager."—*Marine Engineer.*

"There has long been room for a modern handbook on steam boilers; there is not that room now, because Mr. Hutton has filled it. It is a thoroughly practical book for those who are occupied in the construction, design, selection, or use of boilers."—*Engineer.*

"The book is of so important and comprehensive a character that it must find its way into the libraries of everyone interested in boiler using or boiler manufacture if they wish to be thoroughly informed. We strongly recommend the book for the intrinsic value of its contents."—*Machinery Market.*

"The value of this book can hardly be over-estimated. The author's rules, formulæ, &c., are all very fresh, and it is impossible to turn to the work and not find what you want. No practical engineer should be without it."—*Colliery Guardian.*

Hutton's "Modernised Templeton."

THE PRACTICAL MECHANICS' WORKSHOP COMPANION. Comprising a great variety of the most useful Rules and Formulæ in Mechanical Science, with numerous Tables of Practical Data and Calculated Results for Facilitating Mechanical Operations. By WILLIAM TEMPLETON, Author of "The Engineer's Practical Assistant," &c. &c. Seventeenth Edition, Revised, Modernised, and considerably Enlarged by WALTER S. HUTTON, C.E., Author of "The Works' Manager's Handbook," "The Practical Engineer's Handbook," &c. Fcap. 8vo, nearly 500 pp., with 8 Plates and upwards of 250 Illustrative Diagrams, 6s., strongly bound for workshop or pocket wear and tear.

** OPINIONS OF THE PRESS.

"In its modernised form Hutton's 'Templeton' should have a wide sale, for it contains much valuable information which the mechanic will often find of use, and not a few tables and notes which he might look for in vain in other works. This modernised edition will be appreciated by all who have learned to value the original editions of 'Templeton.'"—*English Mechanic.*

"It has met with great success in the engineering workshop, as we can testify; and there are a great many men who, in a great measure, owe their rise in life to this little book."—*Building News.*

"This familiar text-book—well known to all mechanics and engineers—is of essential service to the every-day requirements of engineers, millwrights, and the various trades connected with engineering and building. The new modernised edition is worth its weight in gold."—*Building News.* (Second Notice.)

"This well-known and largely-used book contains information, brought up to date, of the sort so useful to the foreman and draughtsman. So much fresh information has been introduced as to constitute it practically a new book. It will be largely used in the office and workshop."—*Mechanical World.*

"The publishers wisely entrusted the task of revision of this popular, valuable, and useful book to Mr. Hutton, than whom a more competent man they could not have found."—*Iron.*

Templeton's Engineer's and Machinist's Assistant.

THE ENGINEER'S, MILLWRIGHT'S, and MACHINIST'S PRACTICAL ASSISTANT. A collection of Useful Tables, Rules and Data. By WILLIAM TEMPLETON. 7th Edition, with Additions. 18mo, 2s. 6d. cloth.

** OPINIONS OF THE PRESS.

"Occupies a foremost place among books of this kind. A more suitable present to an apprentice to any of the mechanical trades could not possibly be made."—*Building News.*

"A deservedly popular work. It should be in the 'drawer' of every mechanic."—*English Mechanic.*

Foley's Office Reference Book for Mechanical Engineers.

THE MECHANICAL ENGINEER'S REFERENCE BOOK, for Machine and Boiler Construction. In Two Parts. Part I. GENERAL ENGINEERING DATA. Part II. BOILER CONSTRUCTION. With 51 Plates and numerous Illustrations. By NELSON FOLEY, M.I.N.A. Second Edition, Revised throughout and much Enlarged. Folio, £3 3s. net half-bound.

SUMMARY OF CONTENTS.

[Just published

PART I.

MEASURES.—CIRCUMFERENCES AND AREAS, &C., SQUARES, CUBES, FOURTH POWERS.—SQUARE AND CUBE ROOTS.—SURFACE OF TUBES—RECIPROCALLS.—LOGARITHMS.—MENSURATION.—SPECIFIC GRAVITIES AND WEIGHTS.—WORK AND POWER.—HEAT.—COMBUSTION.—EXPANSION AND CONTRACTION.—EXPANSION OF GASES.—STEAM.—STATIC FORCES.—GRAVITATION AND ATTRACTION.—MOTION AND COMPUTATION OF RESULTING FORCES.—ACCUMULATED WORK.—CENTRE AND RADIUS

OF GYRATION.—MOMENT OF INERTIA.—CENTRE OF OSCILLATION.—ELECTRICITY.—STRENGTH OF MATERIALS.—ELASTICITY.—TEST SHEETS OF METALS.—FRICTION.—TRANSMISSION OF POWER.—FLOW OF LIQUIDS.—FLOW OF GASES.—AIR PUMPS, SURFACE CONDENSERS, &C.—SPEED OF STEAMSHIPS.—PROPELLERS.—CUTTING TOOLS.—FLANGES.—COPPER SHEETS AND TUBES.—SCREWS, NUTS, BOLT HEADS, &C.—VARIOUS RECIPES AND MISCELLANEOUS MATTER.

WITH DIAGRAMS FOR VALVE-GEAR, BELTING AND ROPES, DISCHARGE AND SUCTION PIPES, SCREW PROPELLERS, AND COPPER PIPES.

PART II.

TREATING OF, POWER OF BOILERS.—USEFUL RATIOS.—NOTES ON CONSTRUCTION.—CYLINDRICAL BOILER SHELLS.—CIRCULAR FURNACES.—FLAT PLATES.—STAYS.—GIRDERS.—SCREWS.—HYDRAULIC TESTS.—

RIVETING.—BOILER SETTING, CHIMNEYS, AND MOUNTINGS.—FUELS, &C.—EXAMPLES OF BOILERS AND SPEEDS OF STEAMSHIPS.—NOMINAL AND NORMAL HORSE POWER.

WITH DIAGRAMS FOR ALL BOILER CALCULATIONS AND DRAWINGS OF MANY VARIETIES OF BOILERS.

* * * OPINIONS OF THE PRESS.

"The book is one which every mechanical engineer may, with advantage to himself add to his library."—*Industries*.

"Mr. Foley is well fitted to compile such a work. . . . The diagrams are a great feature of the work. . . . Regarding the whole work, it may be very fairly stated that Mr. Foley has produced a volume which will undoubtedly fulfil the desire of the author and become indispensable to all mechanical engineers."—*Marine Engineer*.

"We have carefully examined this work, and pronounce it a most excellent reference book for the use of marine engineers."—*Journal of American Society of Naval Engineers*.

"A veritable monument of industry on the part of Mr. Foley, who has succeeded in producing what is simply invaluable to the engineering profession."—*Steamship*.

Coal and Speed Tables.

A POCKET BOOK OF COAL AND SPEED TABLES, for Engineers and Steam-users. By NELSON FOLEY, Author of "The Mechanical Engineer's Reference Book." Pocket-size, 3s. 6d. cloth.

"These tables are designed to meet the requirements of every-day use; they are of sufficient scope for most practical purposes, and may be commended to engineers and users of steam."—*Iron*.

"This pocket-book well merits the attention of the practical engineer. Mr. Foley has compiled a very useful set of tables, the information contained in which is frequently required by engineers, coal consumers and users of steam."—*Iron and Coal Trades Review*.

Steam Engine.

TEXT-BOOK ON THE STEAM ENGINE. With a Supplement on Gas Engines, and PART II. ON HEAT ENGINES. By T. M. GOODEVE, M.A., Barrister-at-Law, Professor of Mechanics at the Royal College of Science, London; Author of "The Principles of Mechanics," "The Elements of Mechanism," &c. Twelfth Edition, Enlarged. With numerous Illustrations. Crown 8vo, 6s. cloth.

"Professor Goodeve has given us a treatise on the steam engine which will bear comparison with anything written by Huxley or Maxwell, and we can award it no higher praise."—*Engineer*.

"Mr. Goodeve's text-book is a work of which every young engineer should possess himself."—*Mining Journal*.

Gas Engines.

ON GAS-ENGINES. With Appendix describing a Recent Engine with Tube Igniter. By T. M. GOODEVE, M.A. Crown 8vo, 2s. 6d. cloth. [Just published.]

"Like all Mr. Goodeve's writings, the present is no exception in point of general excellence. It is a valuable little volume."—*Mechanical World*.

Steam Engine Design.

A HANDBOOK ON THE STEAM ENGINE, with especial Reference to Small and Medium-sized Engines. For the Use of Engine-Makers, Mechanical Draughtsmen, Engineering Students and Users of Steam Power. By HERMAN HAEDER, C.E. English Edition, Re-edited by the Author from the Second German Edition, and Translated, with considerable Additions and Alterations, by H. H. P. POWLES, A.M.I.C.E., M.I.M.E. With nearly 1,100 Illustrations. Crown 8vo, 9s. cloth

"A perfect encyclopædia of the steam engine and its details, and one which must take a permanent place in English drawing-offices and workshops."—*A Foreman Pattern-maker*.

"This is an excellent book, and should be in the hands of all who are interested in the construction and design of medium sized stationary engines. . . . A careful study of its contents and the arrangement of the sections leads to the conclusion that there is probably no other book like it in this country. The volume aims at showing the results of practical experience, and it certainly may claim a complete achievement of this idea."—*Nature*.

"There can be no question as to its value. We cordially commend it to all concerned in the design and construction of the steam engine."—*Mechanical World*.

Steam Boilers.

A TREATISE ON STEAM BOILERS: Their Strength, Construction, and Economical Working. By ROBERT WILSON, C.E. Fifth Edition. 12mo, 6s. cloth.

"The best treatise that has ever been published on steam boilers."—*Engineer*.

"The author shows himself perfect master of his subject, and we heartily recommend all employing steam power to possess themselves of the work."—*Ryland's Iron Trade Circular*.

Boiler Chimneys.

BOILER AND FACTORY CHIMNEYS; Their Draught-Power and Stability. With a Chapter on *Lightning Conductors*. By ROBERT WILSON, A.I.C.E., Author of "A Treatise on Steam Boilers," &c. Second Edition. Crown 8vo, 3s. 6d. cloth.

"A valuable contribution to the literature of scientific building."—*The Builder*.

Boiler Making.

THE BOILER-MAKER'S READY RECKONER & ASSISTANT. With Examples of Practical Geometry and Templating, for the Use of Platers, Smiths and Riveters. By JOHN COURTNEY, Edited by D. K. CLARKE, M.I.C.E. Third Edition, 480 pp., with 140 Illusts. Fcap. 8vo, 7s. half-bound.

"No workman or apprentice should be without this book."—*Iron Trade Circular*.

Locomotive Engine Development.

THE LOCOMOTIVE ENGINE AND ITS DEVELOPMENT.

A Popular Treatise on the Gradual Improvements made in Railway Engines between 1803 and 1894. By CLEMENT E. STRETTON, C.E., Author of "Safe Railway Working," &c. Third Edition, Revised and Enlarged. With 95 Illustrations. Crown 8vo, 2s. 6d. cloth gilt. [Just published.]

"Students of railway history and all who are interested in the evolution of the modern locomotive will find much to attract and entertain in this volume."—*The Times*.

"The author of this work is well known to the railway world, and no one probably has a better knowledge of the history and development of the locomotive. The volume before us should be of value to all connected with the railway system of this country."—*Nature*.

Estimating for Engineering Work, &c.

ENGINEERING ESTIMATES, COSTS AND ACCOUNTS:

A Guide to Commercial Engineering. With numerous Examples of Estimates and Costs of Millwright Work, Miscellaneous Productions, Steam Engines and Steam Boilers; and a Section on the Preparation of Costs Accounts. By A GENERAL MANAGER. Demy 8vo, 12s. cloth.

"This is an excellent and very useful book, covering subject-matter in constant requisition to every factory and workshop. . . . The book is invaluable, not only to the young engineer, but also to the estimate department of every works."—*Builder*.

"We accord the work unqualified praise. The information is given in a plain, straightforward manner, and bears throughout evidence of the intimate practical acquaintance of the author with every phase of commercial engineering."—*Mechanical World*.

Fire Engineering.

FIRES, FIRE-ENGINES, AND FIRE-BRIGADES. With a History of Fire-Engines, their Construction, Use, and Management; Remarks on Fire-Proof Buildings, and the Preservation of Life from Fire; Statistics of the Fire Appliances in English Towns; Foreign Fire Systems; Hints on Fire Brigades, &c. &c. By CHARLES F. T. YOUNG, C.E. With numerous Illustrations. 544 pp., demy 8vo, £1 4s. cloth.

"To those interested in the subject of fires and fire apparatus, we most heartily commend this book. It is the only English work we now have upon the subject."—*Engineering*.

"It displays much evidence of careful research; and Mr. Young has put his facts neatly together. His acquaintance with the practical details of the construction of steam fire engines, old and new, and the conditions with which it is necessary they should comply, is accurate and full."—*Engineer*.

Boilermaking.

PLATING AND BOILERMAKING: A Practical Handbook for Workshop Operations. By JOSEPH G. HORNER, A.M.I.M.E. (Foreman Pattern-Maker), Author of "Pattern Making," &c. 380 pages, with 338 Illustrations. Crown 8vo, 7s. 6d. cloth. [Just published.]

"A thoroughly practical, plainly-written treatise. The volume merits commendation. The author's long experience enables him to write with full knowledge of his subject."—*Glasgow Herald*.

Engineering Construction.

PATTERN-MAKING: A Practical Treatise, embracing the Main Types of Engineering Construction, and including Gearing, both Hand and Machine made, Engine Work, Sheaves and Pulleys, Pipes and Columns, Screws, Machine Parts, Pumps and Cocks, the Moulding of Patterns in Loam and Greensand, &c., together with the methods of Estimating the weight of Castings; to which is added an Appendix of Tables for Workshop Reference. By JOSEPH G. HORNER, A.M.I.M.E. (Foreman Pattern-Maker). Second Edition, thoroughly Revised and much Enlarged. With upwards of 450 Illustrations. Crown 8vo, 7s. 6d. cloth. [Just published.]

"A well-written technical guide, evidently written by a man who understands and has practised what he has written about. . . . We cordially recommend it to engineering students, young journeymen, and others desirous of being initiated into the mysteries of pattern-making."—*Builder*.

"More than 450 illustrations help to explain the text, which is, however, always clear and explicit, thus rendering the work an excellent *vade mecum* for the apprentice who desires to become master of his trade."—*English Mechanic*.

Dictionary of Mechanical Engineering Terms.

LOCKWOOD'S DICTIONARY OF TERMS USED IN THE PRACTICE OF MECHANICAL ENGINEERING, embracing those current in the Drawing Office, Pattern Shop, Foundry, Fitting, Turning, Smith's and Boiler Shops, &c. &c. Comprising upwards of 6,000 Definitions. Edited by JOSEPH G. HORNER, A.M.I.M.E. (Foreman Pattern-Maker), Author of "Pattern Making." Second Edition, Revised. Crown 8vo, 7s. 6d. cloth.

"Just the sort of handy dictionary required by the various trades engaged in mechanical engineering. The practical engineering pupil will find the book of great value in his studies, and every foreman engineer and mechanic should have a copy."—*Building News*.

"Not merely a dictionary, but, to a certain extent, also a most valuable guide. It strikes us as a happy idea to combine with a definition of the phrase useful information on the subject of which it treats."—*Machinery Market*.

Mill Gearing.

TOOTHED GEARING: A Practical Handbook for Offices and Workshops. By JOSEPH G. HORNER, A.M.I.M.E. (Foreman Pattern-Maker), Author of "Pattern Making," &c. With 184 Illustrations. Crown 8vo, 6s. cloth. [Just published.]

SUMMARY OF CONTENTS.

CHAP. I. PRINCIPLES.—II. FORMATION OF TOOTH PROFILES.—III. PROPORTIONS OF TEETH.—IV. METHODS OF MAKING TOOTH FORMS.—V. INVOLUTE TEETH.—VI. SOME SPECIAL TOOTH FORMS.—VII. BEVEL WHEELS.—VIII. SCREW GEARS.—IX. WORM GEARS.—X. HELICAL WHEELS.—XI.	SKEW BEVELS.—XII. VARIABLE AND OTHER GEARS.—XIII. DIAMETRICAL PITCH.—XIV. THE ODONTOGRAPH.—XV. PATTERN GEARS.—XVI. MACHINE MOULDING GEARS.—XVII. MACHINE CUT GEARS.—XVIII. PROPORTION OF WHEELS.
---	--

"We must give the book our unqualified praise for its thoroughness of treatment, and we can heartily recommend it to all interested as the most practical book on the subject yet written."—*Mechanical World*.

Stone-working Machinery.

STONE-WORKING MACHINERY, and the Rapid and Economical Conversion of Stone. With Hints on the Arrangement and Management of Stone Works. By M. POWIS BALE, M.I.M.E. With Illusts. Crown 8vo, 9s.

"The book should be in the hands of every mason or student of stone-work."—*Colliery Guardian*.

"A capital handbook for all who manipulate stone for building or ornamental purposes."—*Machinery Market*.

Pump Construction and Management.

PUMPS AND PUMPING: A Handbook for Pump Users. Being Notes on Selection, Construction and Management. By M. POWIS BALE, M.I.M.E., Author of "Woodworking Machinery," "Saw Mills," &c. Second Edition, Revised. Crown 8vo, 2s. 6d. cloth.

"The matter is set forth as concisely as possible. In fact, condensation rather than diffuseness has been the author's aim throughout; yet he does not seem to have omitted anything likely to be of use."—*Journal of Gas Lighting*.

"Thoroughly practical and simply and clearly written."—*Glasgow Herald*.

Milling Machinery, etc.

MILLING MACHINES AND PROCESSES: A Practical Treatise on Shaping Metals by Rotary Cutters, including Information on Making and Grinding the Cutters. By PAUL N. HASLUCK, Author of "Lathe-work," "Handybooks for Handicrafts," &c. With upwards of 300 Engravings, including numerous Drawings by the Author. Large crown 8vo, 352 pages, 12s. 6d. cloth.

"A new departure in engineering literature. . . . We can recommend this work to all interested in milling machines; it is what it professes to be—a practical treatise."—*Engineer*.

"A capital and reliable book, which will no doubt be of considerable service, both to those who are already acquainted with the process as well as to those who contemplate its adoption."

Industries.

Turning.

LATHE-WORK: A Practical Treatise on the Tools, Appliances, and Processes employed in the Art of Turning. By PAUL N. HASLUCK. Fifth Edition, Revised and Enlarged. Cr. 8vo, 5s. cloth.

"Written by a man who knows, not only how work ought to be done, but who also knows how to do it, and how to convey his knowledge to others. To all turners this book would be valuable."—*Engineering*.

"We can safely recommend the work to young engineers. To the amateur it will simply be invaluable. To the student it will convey a great deal of useful information."—*Engineer*.

Screw-Cutting.

SCREW THREADS: And Methods of Producing Them. With Numerous Tables, and complete directions for using Screw-Cutting Lathes. By PAUL N. HASLUCK, Author of "Lathe-Work," &c. With Seventy-four Illustrations. Third Edition, Revised and Enlarged. Waistcoat-pocket size, 1s. 6d. cloth.

"Full of useful information, hints and practical criticism. Taps, dies and screwing-tools generally are illustrated and their action described."—*Mechanical World*.

"It is a complete compendium of all the details of the screw cutting lathe; in fact a *multum in parvo* on all the subjects it treats upon."—*Carpenter and Builder*.

Smith's Tables for Mechanics, etc.

TABLES, MEMORANDA, AND CALCULATED RESULTS, FOR MECHANICS, ENGINEERS, ARCHITECTS, BUILDERS, etc. Selected and Arranged by FRANCIS SMITH. Fifth Edition, thoroughly Revised and Enlarged, with a New Section of ELECTRICAL TABLES, FORMULÆ, and MEMORANDA. Waistcoat-pocket size, 1s. 6d. limp leather.

"It would, perhaps, be as difficult to make a small pocket-book selection of notes and formulæ to suit ALL engineers as it would be to make a universal medicine; but Mr. Smith's waistcoat-pocket collection may be looked upon as a successful attempt."—*Engineer*.

"The best example we have ever seen of 270 pages of useful matter packed into the dimensions of a card-case."—*Building News*. "A veritable pocket treasury of knowledge."—*Iron*.

French-English Glossary for Engineers, etc.

A POCKET GLOSSARY of TECHNICAL TERMS: ENGLISH-FRENCH, FRENCH-ENGLISH; with Tables suitable for the Architectural, Engineering, Manufacturing and Nautical Professions. By JOHN JAMES FLETCHER, Engineer and Surveyor. Second Edition, Revised and Enlarged, 200 pp. Waistcoat-pocket size, 1s. 6d. limp leather.

"It is a very great advantage for readers and correspondents in France and England to have so large a number of the words relating to engineering and manufacturers collected in a lilliputian volume. The little book will be useful both to students and travellers."—*Architect*.

"The glossary of terms is very complete, and many of the tables are new and well arranged. We cordially commend the book."—*Mechanical World*.

Year-Book of Engineering Formulæ, &c.

THE ENGINEER'S YEAR-BOOK FOR 1895. Comprising Formulæ, Rules, Tables, Data and Memoranda in Civil, Mechanical, Electrical, Marine and Mine Engineering. By H. R. KEMPE, A.M. Inst.C.E., M.I.E.E., Technical Officer of the Engineer-in-Chief's Office, General Post Office, London, Author of "A Handbook of Electrical Testing," "The Electrical Engineer's Pocket-Book," &c. With 750 Illustrations, specially Engraved for the work. Crown 8vo, 650 pages, 8s. leather. [Just published.]
 "Represents an enormous quantity of work, and forms a desirable book of reference."—*The Engineer.*

"The book is distinctly in advance of most similar publications in this country."—*Engineering*
 "This valuable and well-designed book of reference meets the demands of all descriptions of engineers."—*Saturday Review.*

"Teems with up-to-date information in every branch of engineering and construction."—*Building News.*

"The needs of the engineering profession could hardly be supplied in a more admirable, complete and convenient form. To say that it more than sustains all comparisons is praise of the highest sort, and that may justly be said of it."—*Mining Journal.*

"There is certainly room for the new comer, which supplies explanations and directions, as well as formulæ and tables. It deserves to become one of the most successful of the technical annuals."—*Architect.*

"Brings together with great skill all the technical information which an engineer has to use day by day. It is in every way admirably equipped, and is sure to prove successful."—*Scotsman.*

"The up-to-dateness of Mr. Kempe's compilation is a quality that will not be lost on the busy people for whom the work is intended."—*Glasgow Herald.*

Portable Engines.

THE PORTABLE ENGINE; ITS CONSTRUCTION AND MANAGEMENT. A Practical Manual for Owners and Users of Steam Engines generally. By WILLIAM DYSON WANSBROUGH. With 90 Illustrations. Crown 8vo, 3s. 6d. cloth.

"This is a work of value to those who use steam machinery. . . . Should be read by every one who has a steam engine, on a farm or elsewhere."—*Mark Lane Express.*

"We cordially commend this work to buyers and owners of steam engines, and to those who have to do with their construction or use."—*Timber Trades Journal.*

"Such a general knowledge of the steam engine as Mr. Wansbrough furnishes to the reader should be acquired by all intelligent owners and others who use the steam engine."—*Building News.*

"An excellent text-book of this useful form of engine. The Hints to Purchasers' contain a good deal of commonsense and practical wisdom."—*English Mechanic.*

Iron and Steel.

"IRON AND STEEL": A Work for the Forge, Foundry, Factory, and Office. Containing ready, useful, and trustworthy Information for Ironmasters and their Stock-takers; Managers of Bar, Rail, Plate, and Sheet Rolling Mills; Iron and Metal Founders; Iron Ship and Bridge Builders; Mechanical, Mining, and Consulting Engineers; Architects, Contractors, Builders, and Professional Draughtsmen. By CHARLES HOARE, Author of "The Slide Rule," &c. Eighth Edition, Revised throughout and considerably Enlarged. 32mo, 6s. leather.

"For comprehensiveness the book has not its equal."—*Iron.*

"One of the best of the pocket books."—*English Mechanic.*

"We cordially recommend this book to those engaged in considering the details of all kinds of iron and steel works."—*Naval Science.*

Elementary Mechanics.

CONDENSED MECHANICS. A Selection of Formulæ, Rules, Tables, and Data for the Use of Engineering Students, Science Classes, &c. In Accordance with the Requirements of the Science and Art Department. By W. G. CRAWFORD HUGHES, A.M.I.C.E. Crown 8vo, 2s. 6d. cloth.

"The book is well fitted for those who are either confronted with practical problems in their work, or are preparing for examination and wish to refresh their knowledge by going through their formulæ again."—*Marine Engineer.*

"It is well arranged, and meets the wants of those for whom it is intended."—*Railway News.*

Steam.

THE SAFE USE OF STEAM. Containing Rules for Un-professional Steam-users. By an ENGINEER. Sixth Edition. Sewed, 6d.

"If steam-users would but learn this little book by heart, boiler explosions would become sensations by their rarity."—*English Mechanic.*

Warming.

HEATING BY HOT WATER; with Information and Suggestions on the best Methods of Heating Public, Private and Horticultural Buildings. By WALTER JONES. Second Edition. With 96 Illustrations. Crown 8vo, 2s. 6d. net.

"We confidently recommend all interested in heating by hot water to secure a copy of this valuable little treatise."—*The Plumber and Decorator.*

CIVIL ENGINEERING, SURVEYING, etc.

Water Supply and Water-Works.

THE WATER SUPPLY OF TOWNS AND THE CONSTRUCTION OF WATER-WORKS: A Practical Treatise for the Use of Engineers and Students of Engineering. By W. K. BURTON, A.M.Inst.C.E., Professor of Sanitary Engineering in the Imperial University, Tokyo, Japan, and Consulting Engineer to the Tokyo Water-works. With an Appendix on the Effects of Earthquakes on Waterworks, by JOHN MILNE, F.R.S., Professor of Mining in the Imperial University of Japan. With numerous Plates and Illustrations. Super-royal 8vo, 25s. buckram. [Just published.]

"The whole art of waterworks construction is dealt with in a clear and comprehensive fashion in this handsome volume. . . . Mr. Burton's practical treatise shows in all its sections the fruit of independent study and individual experience. It is largely based upon his own practice in the branch of engineering of which it treats, and with such a basis a treatise can scarcely fail to be suggestive and useful."—*Saturday Review*.

"Professor Burton's book is sure of a warm welcome among engineers. It is written in clear and vigorous language and forms an exhaustive treatise on a branch of engineering the claims of which it would be difficult to over-estimate."—*Scotsman*.

"The subjects seem to us to be ably discussed, with a practical aim to meet the requirements of all its probable readers. The volume is well got up, and the illustrations are excellent."

The Lancet.

The Water Supply of Cities and Towns.

A COMPREHENSIVE TREATISE on the WATER-SUPPLY OF CITIES AND TOWNS. By WILLIAM HUMBER, A.M.Inst.C.E., and M. Inst. M.E., Author of "Cast and Wrought Iron Bridge Construction," &c. &c. Illustrated with 50 Double Plates, 1 Single Plate, Coloured Frontispiece, and upwards of 250 Woodcuts, and containing 400 pages of Text. Imp. 4to, £6 6s. elegantly and substantially half-bound in morocco.

List of Contents.

I. Historical Sketch of some of the means that have been adopted for the Supply of Water to Cities and Towns.—II. Water and the Foreign Matter usually associated with it.—III. Rainfall and Evaporation.—IV. Springs and the water-bearing formations of various districts.—V. Measurement and Estimation of the flow of Water.—VI. On the Selection of the Source of Supply.—VII. Wells.—VIII. Reservoirs.—IX. The Purification of Water.—X. Pumps.—XI. Pumping Machinery.—XII.

Conduits.—XIII. Distribution of Water.—XIV. Meters, Service Pipes, and House Fittings.—XV. The Law and Economy of Water Works.—XVI. Constant and Intermittent Supply.—XVII. Description of Plates.—Appendices, giving Tables of Rates of Supply, Velocities, &c. &c., together with Specifications of several Works illustrated, among which will be found: Aberdeen, Bideford, Canterbury, Dundee, Halifax, Lambeth, Rotherham, Dublin, and others.

"The most systematic and valuable work upon water supply hitherto produced in English, or in any other language. . . . Mr. Humber's work is characterised almost throughout by an exhaustiveness much more distinctive of French and German than of English technical treatises."—*Engineer*.

"We can congratulate Mr. Humber on having been able to give so large an amount of information on a subject so important as the water supply of cities and towns. The plates, fifty in number, are mostly drawings of executed works, and alone would have commanded the attention of every engineer whose practice may lie in this branch of the profession."—*Builder*.

Water Supply.

RURAL WATER SUPPLY: A Practical Handbook on the Supply of Water and Construction of Waterworks for small Country Districts. By ALLAN GREENWELL, A.M.I.C.E., and W. T. CURRY, A.M.I.C.E., F.G.S. With Illustrations. Crown 8vo, 5s. cloth. [Just ready.]

Hydraulic Tables.

HYDRAULIC TABLES, CO-EFFICIENTS, and FORMULÆ for finding the Discharge of Water from Orifices, Notches, Weirs, Pipes, and Rivers. With New Formulæ, Tables, and General Information on Rainfall, Catchment-Basins, Drainage, Sewerage, Water Supply for Towns and Mill Power. By JOHN NEVILLE, Civil Engineer, M.R.I.A. Third Ed., carefully Revised, with considerable Additions. Numerous Illusts. Cr. 8vo, 14s. cloth.

"Alike valuable to students and engineers in practice; its study will prevent the annoyance of avoidable failures, and assist them to select the readiest means of successfully carrying out any given work connected with hydraulic engineering."—*Mining Journal*.

"It is, of all English books on the subject, the one nearest to completeness. . . . From the good arrangement of the matter, the clear explanations, and abundance of formulæ, the carefully calculated tables, and, above all, the thorough acquaintance with both theory and construction, which is displayed from first to last, the book will be found to be an acquisition."—*Architect*.

Hydraulics.

HYDRAULIC MANUAL. Consisting of Working Tables and Explanatory Text. Intended as a Guide in Hydraulic Calculations and Field Operations. By **LOWIS D'A. JACKSON**, Author of "Aid to Survey Practice," "Modern Metrology," &c. Fourth Edition, Enlarged. Large cr. 8vo, 16s. cl.

"The author has had a wide experience in hydraulic engineering and has been a careful observer of the facts which have come under his notice, and from the great mass of material at his command he has constructed a manual which may be accepted as a trustworthy guide to this branch of the engineer's profession. We can heartily recommend this volume to all who desire to be acquainted with the latest development of this important subject."—*Engineering*.

"The standard-work in this department of mechanics."—*Scotsman*.

"The most useful feature of this work is its freedom from what is superannuated, and its thorough adoption of recent experiments; the text is, in fact, in great part a short account of the great modern experiments."—*Nature*.

Water Storage, Conveyance, and Utilisation.

WATER ENGINEERING : A Practical Treatise on the Measurement, Storage, Conveyance, and Utilisation of Water for the Supply of Towns, for Mill Power, and for other Purposes. By **CHARLES SLAGG**, A.M.Inst.C.E., Author of "Sanitary Work in the Smaller Towns, and in Villages," &c. Second Edition. With numerous Illustrations. Crown 8vo, 7s. 6d. cloth.

"As a small practical treatise on the water supply of towns, and on some applications of water-power, the work is in many respects excellent."—*Engineering*.

"The author has collated the results deduced from the experiments of the most eminent authorities, and has presented them in a compact and practical form, accompanied by very clear and detailed explanations. . . . The application of water as a motive power is treated very carefully and exhaustively."—*Builder*.

"For anyone who desires to begin the study of hydraulics with a consideration of the practical applications of the science there is no better guide."—*Architect*.

Drainage.

ON THE DRAINAGE OF LANDS, TOWNS, AND BUILDINGS. By **G. D. DEMPSEY**, C.E., Author of "The Practical Railway Engineer," &c. Revised, with large Additions on RECENT PRACTICE IN DRAINAGE ENGINEERING, by **D. KINNEAR CLARK**, M.Inst.C.E. Author of "Tramways: Their Construction and Working," "A Manual of Rules, Tables, and Data for Mechanical Engineers," &c. Second Edition, Corrected. Fcap. 8vo, 5s. cloth.

"The new matter added to Mr. Dempsey's excellent work is characterised by the comprehensive grasp and accuracy of detail for which the name of Mr. D. K. Clark is a sufficient voucher."—*Athenæum*.

"As a work on recent practice in drainage engineering, the book is to be commended to all who are making that branch of engineering science their special study."—*Iron*.

"A comprehensive manual on drainage engineering, and a useful introduction to the student."—*Building News*.

River Engineering.

RIVER BARS: The Causes of their Formation, and their Treatment by "Induced Tidal Scour;" with a Description of the Successful Reduction by this Method of the Bar at Dublin. By **I. J. MANN**, Assist. Eng. to the Dublin Port and Docks Board. Royal 8vo, 7s. 6d. cloth.

"We recommend all interested in harbour works—and, indeed, those concerned in the improvements of rivers generally—to read Mr. Mann's interesting work on the treatment of river bars."—*Engineer*.

Tramways and their Working.

TRAMWAYS : THEIR CONSTRUCTION AND WORKING. Embracing a Comprehensive History of the System; with an exhaustive Analysis of the various Modes of Traction, including Horse-Power, Steam, Cable Traction, Electric Traction, &c.; a Description of the Varieties of Rolling Stock; and ample Details of Cost and Working Expenses. New Edition, Thoroughly Revised, and Including the Progress recently made in Tramway Construction, &c. &c. By **D. KINNEAR CLARK**, M.Inst.C.E. With numerous Illustrations and Folding Plates. In One Volume, 8vo, 780 pages, price 28s., bound in buckram. [Just published.]

"All interested in tramways must refer to it, as all railway engineers have turned to the author's work 'Railway Machinery.'"—*Engineer*.

"An exhaustive and practical work on tramways, in which the history of this kind of locomotion, and a description and cost of the various modes of laying tramways, are to be found."—*Building News*.

"The best form of rails, the best mode of construction, and the best mechanical appliances are so fairly indicated in the work under review, that any engineer about to construct a tramway will be enabled at once to obtain the practical information which will be of most service to him."—*Athenæum*.

Student's Text-Book on Surveying.

PRACTICAL SURVEYING: A Text-Book for Students preparing for Examination or for Survey-work in the Colonies. By GEORGE W. USILL, A.M.I.C.E., Author of "The Statistics of the Water Supply of Great Britain." With Four Lithographic Plates and upwards of 330 Illustrations. Third Edition, Revised and Enlarged. Including Tables of Natural Sines, Tangents, Secants, &c. Crown 8vo, 7s. 6d. cloth; or, on THIN PAPER, bound in limp leather, gilt edges, rounded corners, for pocket use, 12s. 6d.

"The best forms of instruments are described as to their construction, uses and modes of employment, and there are innumerable hints on work and equipment such as the author, in his experience as surveyor, draughtsman, and teacher, has found necessary, and which the student in his inexperience will find most serviceable."—*Engineer*.

"The latest treatise in the English language on surveying, and we have no hesitation in saying that the student will find it a better guide than any of its predecessors. . . . Deserves to be recognised as the first book which should be put in the hands of a pupil of Civil Engineering, and every gentleman of education who sets out for the Colonies would find it well to have a copy."—*Architect*.

Survey Practice.

AID TO SURVEY PRACTICE, for Reference in Surveying, Levelling, and Setting-out; and in Route Surveys of Travellers by Land and Sea. With Tables, Illustrations, and Records. By LEWIS D'A. JACKSON, A.M.I.C.E., Author of "Hydraulic Manual," "Modern Metrology," &c. Second Edition, Enlarged. Large crown 8vo, 12s. 6d. cloth.

"A valuable *vade-mecum* for the surveyor. We can recommend this book as containing an admirable supplement to the teaching of the accomplished surveyor."—*Athenaeum*.

"As a text-book we should advise all surveyors to place it in their libraries, and study well the matured instructions afforded in its pages."—*Colliery Guardian*.

"The author brings to his work a fortunate union of theory and practical experience which, aided by a clear and lucid style of writing, renders the book a very useful one."—*Builder*.

Surveying, Land and Marine.

LAND AND MARINE SURVEYING, in Reference to the Preparation of Plans for Roads and Railways; Canals, Rivers, Towns' Water Supplies; Docks and Harbours. With Description and Use of Surveying Instruments. By W. D. HASKOLL, C.E., Author of "Bridge and Viaduct Construction," &c. Second Edition, Revised, with Additions. Large cr. 8vo, 9s. cl.

"This book must prove of great value to the student. We have no hesitation in recommending it, feeling assured that it will more than repay a careful study."—*Mechanical World*.

"A most useful and well arranged book. We can strongly recommend it as a carefully-written and valuable text-book. It enjoys a well-deserved repute among surveyors."—*Builder*.

"This volume cannot fail to prove of the utmost practical utility. It may be safely recommended to all students who aspire to become clean and expert surveyors."—*Mining Journal*.

Field-Book for Engineers.

THE ENGINEER'S, MINING SURVEYOR'S, AND CONTRACTOR'S FIELD-BOOK. Consisting of a Series of Tables, with Rules, Explanations of Systems, and use of Theodolite for Traverse Surveying and Plotting the Work with minute accuracy by means of Straight Edge and Set Square only; Levelling with the Theodolite, Casting-out and Reducing Levels to Datum, and Plotting Sections in the ordinary manner; setting-out Curves with the Theodolite by Tangential Angles and Multiples, with Right and Left-hand Readings of the Instrument: Setting-out Curves without Theodolite, on the System of Tangential Angles by sets of Tangents and Off-sets; and Earthwork Tables to 80 feet deep, calculated for every 6 inches in depth. By W. D. HASKOLL, C.E. Fourth Edition. Crown 8vo, 12s. cloth.

"The book is very handy; the separate tables of sines and tangents to every minute will make it useful for many other purposes, the genuine traverse tables existing all the same."—*Athenaeum*.

"Every person engaged in engineering field operations will estimate the importance of such a work and the amount of valuable time which will be saved by reference to a set of reliable tables prepared with the accuracy and fulness of those given in this volume."—*Railway News*.

Levelling.

A TREATISE ON THE PRINCIPLES AND PRACTICE OF LEVELLING. Showing its Application to purposes of Railway and Civil Engineering, in the Construction of Roads; with Mr. TELFORD'S Rules for the same. By FREDERICK W. SIMMS, F.G.S., M.Inst.C.E. Seventh Edition, with the addition of LAW'S Practical Examples for Setting-out Railway Curves, and TRAUTWINE'S Field Practice of Laying-out Circular Curves. With 7 Plates and numerous Woodcuts. 8vo, 8s. 6d. cloth. * * * TRAUTWINE on Curves may be had separate, 5s.

"The text-book on levelling in most of our engineering schools and colleges. . . . The publishers have rendered a substantial service to the profession, especially to the younger members, by bringing out the present edition of Mr. Simms's useful book."—*Engineer*.

Trigonometrical Surveying.

AN OUTLINE OF THE METHOD OF CONDUCTING A TRIGONOMETRICAL SURVEY, for the Formation of Geographical and Topographical Maps and Plans, Military Reconnaissance, Levelling, &c., with Useful Problems, Formulæ, and Tables. By Lieut.-General FROME, R.E. Fourth Edition, Revised and partly Re-written by Major General Sir CHARLES WARREN, G.C.M.G., R.E. With 19 Plates and 115 Woodcuts. Royal 8vo, 16s. cloth.

"The simple fact that a fourth edition has been called for is the best testimony to its merits. No words of praise from us can strengthen the position so well and so steadily maintained by this work. Sir Charles Warren has revised the entire work, and made such additions as were necessary to bring every portion of the contents up to the present date."—*Broad Arrow*.

Curves, Tables for Setting-out.

TABLES OF TANGENTIAL ANGLES AND MULTIPLES for Setting-out Curves from 5 to 200 Radius. By ALEXANDER BEAZELEY, M.Inst.C.E. Fourth Edition. Printed on 48 Cards, and sold in a cloth box, waistcoat-pocket size, 3s. 6d.

"Each table is printed on a small card, which, being placed on the theodolite, leaves the hands free to manipulate the instrument—no small advantage as regards the rapidity of work."—*Engineer*.

"Very handy; a man may know that all his day's work must fall on two of these cards, which he puts into his own card-case, and leaves the rest behind."—*Athenæum*.

Earthwork.

EARTHWORK TABLES. Showing the Contents in Cubic Yards of Embankments, Cuttings, &c., of Heights or Depths up to an average of 80 feet. By JOSEPH BROADBENT, C.E., and FRANCIS CAMPIN, C.E. Crown 8vo, 5s. cloth.

"The way in which accuracy is attained, by a simple division of each cross section into three elements, two in which are constant and one variable, is ingenious."—*Athenæum*.

Earthwork, Measurement of.

A MANUAL ON EARTHWORK. By ALEX. J. S. GRAHAM, C.E. With numerous Diagrams. Second Edition. 18mo, 2s. 6d. cloth.

"A great amount of practical information, very admirably arranged, and available for rough estimates, as well as for the more exact calculations required in the engineer's and contractor's offices."—*Artizan*.

Tunnelling.

PRACTICAL TUNNELLING. Explaining in detail the Setting-out of the works, Shaft-sinking and Heading-driving, Ranging the Lines and Levelling underground, Sub-Excavating, Timbering, and the Construction of the Brickwork of Tunnels, with the amount of Labour required for, and the Cost of, the various portions of the work. By FREDERICK W. SIMMS, F.G.S., M.Inst.C.E. Third Edition, Revised and Extended by D. KINNEAR CLARK, M.Inst.C.E. Imperial 8vo, with 21 Folding Plates and numerous Wood Engravings, 30s. cloth.

"The estimation in which Mr. Simms's book on tunnelling has been held for over thirty years cannot be more truly expressed than in the words of the late Prof. Rankine:—'The best source of information on the subject of tunnels is Mr. F. W. Simms's work on Practical Tunnelling.'"—*Architect*.

"It has been regarded from the first as a text-book of the subject. . . . Mr. Clark has added immensely to the value of the book."—*Engineer*.

Tunnel Shafts.

THE CONSTRUCTION OF LARGE TUNNEL SHAFTS: A Practical and Theoretical Essay. By J. H. WATSON BUCK, M.Inst.C.E., Resident Engineer, London and North-Western Railway. Illustrated with Folding Plates. Royal 8vo, 12s. cloth.

"Many of the methods given are of extreme practical value to the mason; and the observations on the form of arch, the rules for ordering the stone, and the construction of the templates will be found of considerable use. We commend the book to the engineering profession."—*Building News*.

"Will be regarded by civil engineers as of the utmost value, and calculated to save much time and obviate many mistakes."—*Colliery Guardian*.

Oblique Bridges.

A PRACTICAL AND THEORETICAL ESSAY ON OBLIQUE BRIDGES. With 13 large Plates. By the late GEORGE WATSON BUCK, M.I.C.E. Fourth Edition, revised by his Son, J. H. WATSON BUCK, M.I.C.E.; and with the addition of Description to Diagrams for Facilitating the Construction of Oblique Bridges, by W. H. BARLOW, M.I.C.E. Roy. 8vo, 12s. cl.

"The standard text-book for all engineers regarding skew arches is Mr. Buck's treatise, and it would be impossible to consult a better."—*Engineer*.

"Mr. Buck's treatise is recognised as a standard text-book, and his treatment has divested the subject of many of the intricacies supposed to belong to it. As a guide to the engineer and architect, on a confessedly difficult subject, Mr. Buck's work is unsurpassed."—*Building News*.

Cast and Wrought Iron Bridge Construction.

A COMPLETE AND PRACTICAL TREATISE ON CAST AND WROUGHT IRON BRIDGE CONSTRUCTION, including *Iron Foundations*. In Three Parts—Theoretical, Practical, and Descriptive. By WILLIAM HUMBER, A.M.Inst.C.E., and M.Inst.M.E. Third Edition, Revised and much improved, with 115 Double Plates (20 of which now first appear in this edition), and numerous Additions to the Text. In Two Vols., imp. 4to, £6 16s. 6d. half-bound in morocco.

"A very valuable contribution to the standard literature of civil engineering. In addition to elevations, plans and sections, large scale details are given which very much enhance the instructive worth of those illustrations."—*Civil Engineer and Architect's Journal*.

"Mr. Humber's stately volumes, lately issued—in which the most important bridges erected during the last five years, under the direction of the late Mr. Brunel, Sir W. Cubitt, Mr. Hawkshaw, Mr. Page, Mr. Fowler, Mr. Hemans, and others among our most eminent engineers, are drawn and specified in great detail."—*Engineer*.

Oblique Arches.

A PRACTICAL TREATISE ON THE CONSTRUCTION OF OBLIQUE ARCHES. By JOHN HART. Third Edition, with Plates. Imperial 8vo, 8s. cloth.

Statics, Graphic and Analytic.

GRAPHIC AND ANALYTIC STATICS, in their Practical Application to the Treatment of Stresses in Roofs, Solid Girders, Lattice, Bowstring and Suspension Bridges, Braced Iron Arches and Piers, and other Frameworks. By R. HUDSON GRAHAM, C.E. Containing Diagrams and Plates to Scale. With numerous Examples, many taken from existing Structures. Specially arranged for Class-work in Colleges and Universities. Second Edition, Revised and Enlarged. 8vo, 16s. cloth.

"Mr. Graham's book will find a place wherever graphic and analytic statics are used or studied."—*Engineer*.

"The work is excellent from a practical point of view, and has evidently been prepared with much care. The directions for working are ample, and are illustrated by an abundance of well-selected examples. It is an excellent text-book for the practical draughtsman."—*Athenæum*.

Girders, Strength of.

GRAPHIC TABLE FOR FACILITATING THE COMPUTATION OF THE WEIGHTS OF WROUGHT IRON AND STEEL GIRDERS, etc., for Parliamentary and other Estimates. By J. H. WATSON BUCK, M.Inst.C.E. On a Sheet, 2s. 6d.

Strains, Calculation of.

A HANDY BOOK FOR THE CALCULATION OF STRAINS IN GIRDERS AND SIMILAR STRUCTURES, AND THEIR STRENGTH. Consisting of Formulæ and Corresponding Diagrams, with numerous details for Practical Application, &c. By WILLIAM HUMBER, A.M.Inst.C.E., &c. Fifth Edition. Crown 8vo, nearly 100 Woodcuts and 3 Plates, 7s. 6d. cloth.

"The formulæ are neatly expressed, and the diagrams good."—*Athenæum*.

"We heartily commend this really *handy* book to our engineer and architect readers."—*English Mechanic*.

Trusses.

TRUSSES OF WOOD AND IRON. *Practical Applications of Science in Determining the Stresses, Breaking Weights, Safe Loads, Scantlings, and Details of Construction*, with Complete Working Drawings. By WILLIAM GRIFFITHS, Surveyor, Assistant Master, Tranmere School of Science and Art. Oblong 8vo, 4s. 6d. cloth.

"This handy little book enters so minutely into every detail connected with the construction of roof trusses, that no student need be ignorant of these matters."—*Practical Engineer*.

Strains in Ironwork.

THE STRAINS ON STRUCTURES OF IRONWORK; with Practical Remarks on Iron Construction. By F. W. SHEILDS, M.Inst.C.E. Second Edition, with 5 Plates. Royal 8vo, 5s. cloth.

"The student cannot find a better little book on this subject."—*Engineer*.

Barlow's Strength of Materials, enlarged by Humber.

A TREATISE ON THE STRENGTH OF MATERIALS; with Rules for Application in Architecture, the Construction of Suspension Bridges, Railways, &c. By PETER BARLOW, F.R.S. A New Edition, Revised by his Sons, P. W. BARLOW, F.R.S., and W. H. BARLOW, F.R.S.; to which are added, Experiments by HODGKINSON, FAIRBAIRN, and KIRKALDY; and Formulæ for Calculating Girders, &c. Arranged and Edited by WM. HUMBER, A-M. Inst. C.E. Demy 8vo, 400 pp., with 19 large Plates and numerous Woodcuts, 18s. cloth.

"Valuable alike to the student, tyro, and the experienced practitioner, it will always rank in future, as it has hitherto done, as the standard treatise on that particular subject."—*Engineer*.

"There is no greater authority than Barlow."—*Building News*.

"As a scientific work of the first class, it deserves a foremost place on the bookshelves of every civil engineer and practical mechanic."—*English Mechanic*.

Cast Iron and other Metals, Strength of.

A PRACTICAL ESSAY ON THE STRENGTH OF CAST IRON AND OTHER METALS. By THOMAS TREGOLD, C.E. Fifth Edition, including HODGKINSON'S Experimental Researches. 8vo, 12s. cloth.

Practical Mathematics.

MATHEMATICS FOR PRACTICAL MEN: Being a Common-place Book of Pure and Mixed Mathematics. Designed chiefly for the use of Civil Engineers, Architects and Surveyors. By OLINTHUS GREGORY, LL.D., F.R.A.S., Enlarged by HENRY LAW, C.E. 4th Edition, carefully Revised by J. R. YOUNG, formerly Professor of Mathematics, Belfast College. With 13 Plates. 8vo, £1 1s. cloth.

"The engineer or architect will here find ready to his hand rules for solving nearly every mathematical difficulty that may arise in his practice. The rules are in all cases explained by means of examples, in which every step of the process is clearly worked out."—*Builder*.

"One of the most serviceable books for practical mechanics. . . It is an instructive book for the student, and a text-book for him who, having once mastered the subjects it treats of, needs occasionally to refresh his memory upon them."—*Building News*.

Railway Working.

SAFE RAILWAY WORKING. *A Treatise on Railway Accidents: Their Cause and Prevention; with a Description of Modern Appliances and Systems.* By CLEMENT E. STRETTON, C.E., Vice-President and Consulting Engineer, Amalgamated Society of Railway Servants. With Illustrations and Coloured Plates. Third Edition, Enlarged. Crown 8vo, 3s. 6d. cloth.

"A book for the engineer, the directors, the managers; and, in short, all who wish for information on railway matters will find a perfect encyclopædia in 'Safe Railway Working.'"—*Railway Review*.

"We commend the remarks on railway signalling to all railway managers, especially where a uniform code and practice is advocated."—*Herepath's Railway Journal*.

"The author may be congratulated on having collected, in a very convenient form, much valuable information on the principal questions affecting the safe working of railways."—*Railway Engineer*.

Heat, Expansion by.

EXPANSION OF STRUCTURES BY HEAT. By JOHN KEILY, C.E., late of the Indian Public Works and Victorian Railway Departments. Crown 8vo, 3s. 6d. cloth.

SUMMARY OF CONTENTS.

Section I. FORMULAS AND DATA.	Section VI. MECHANICAL FORCE OF HEAT.
Section II. METAL BARS.	Section VII. WORK OF EXPANSION AND CONTRACTION.
Section III. SIMPLE FRAMES.	Section VIII. SUSPENSION BRIDGES.
Section IV. COMPLEX FRAMES AND PLATES.	Section IX. MASONRY STRUCTURES.
Section V. THERMAL CONDUCTIVITY.	

"The aim the author has set before him, viz., to show the effects of heat upon metallic and other structures, is a laudable one, for this is a branch of physics upon which the engineer or architect can find but little reliable and comprehensive data in books."—*Builder*.

"Whoever is concerned to know the effect of changes of temperature on such structures as suspension bridges and the like, could not do better than consult Mr. Keily's valuable and handy exposition of the geometrical principles involved in these changes."—*Scotsman*.

Field Fortification.

A TREATISE ON FIELD FORTIFICATION, THE ATTACK OF FORTRESSES, MILITARY MINING, AND RECONNOITRING. By Colonel I. S. MACAULAY, late Professor of Fortification in the R.M.A., Woolwich. Sixth Edition. Crown 8vo, with separate Atlas of 12 Plates, 12s. cloth.

MR. HUMBER'S GREAT WORK ON MODERN ENGINEERING.

Complete in Four Volumes, imperial 4to, price £12 12s., half-morocco. Each Volume sold separately as follows:—

A RECORD OF THE PROGRESS OF MODERN ENGINEERING. FIRST SERIES. Comprising Civil, Mechanical, Marine, Hydraulic, Railway, Bridge, and other Engineering Works, &c. By WILLIAM HUMBER, A-M.Inst.C.E., &c. Imp. 4to, with 36 Double Plates, drawn to a large scale, Photographic Portrait of John Hawkshaw, C.E., F.R.S., &c., and copious descriptive Letterpress, Specifications, &c., £3 3s. half-morocco.

List of the Plates and Diagrams.

Victoria Station and Roof, L. B. & S. C. R. (18 plates); Southport Pier (2 plates); Victoria Station and Roof, L. C. & D. and G. W. R. (6 plates); Roof of Cremorne Music Hall; Bridge over G. N. Railway; Roof of Station, Dutch Rhenish Rail (2 plates); Bridge over the

Thames, West London Extension Railway (5 plates); Armour Plates: Suspension Bridge, Thames (4 plates); The Allen Engine; Suspension Bridge, Avon (3 plates); Underground Railway (3 plates).

"Handsomely lithographed and printed. It will find favour with many who desire to preserve in a permanent form copies of the plans and specifications prepared for the guidance of the contractors for many important engineering works."—*Engineer*.

HUMBER'S PROGRESS OF MODERN ENGINEERING.

SECOND SERIES. Imp. 4to, with 36 Double Plates, Photographic Portrait of Robert Stephenson, C.E., M.P., F.R.S., &c., and copious descriptive Letterpress, Specifications, &c., £3 3s. half-morocco.

List of the Plates and Diagrams.

Birkenhead Docks, Low Water Basin (15 plates); Charing Cross Station Roof, C. C. Railway (3 plates); Digswell Viaduct, Great Northern Railway; Robbery Wood Viaduct, Great Northern Railway; Iron Permanent Way; Clydach Viaduct, Merthyr, Tredegar,

and Abergavenny Railway; Ebbw Viaduct, Merthyr, Tredegar, and Abergavenny Railway; College Wood Viaduct, Cornwall Railway; Dublin Winter Palace Roof (3 plates); Bridge over the Thames, L. C. & D. Railway (6 plates); Albert Harbour, Greenock (4 plates).

"Mr. Humber has done the profession good and true service, by the fine collection of examples he has here brought before the profession and the public."—*Practical Mechanic's Journal*.

HUMBER'S PROGRESS OF MODERN ENGINEERING.

THIRD SERIES. Imp. 4to, with 40 Double Plates, Photographic Portrait of J. R. M'Clean, late Pres. Inst. C.E., and copious descriptive Letterpress, Specifications, &c., £3 3s. half-morocco.

List of the Plates and Diagrams.

MAIN DRAINAGE, METROPOLIS.—North Side.—Map showing Interception of Sewers; Middle Level Sewer (2 plates); Outfall Sewer, Bridge over River Lea (3 plates); Outfall Sewer, Bridge over Marsh Lane, North Woolwich Railway, and Bow and Barking Railway Junction; Outfall Sewer, Bridge over Bow and Barking Railway (3 plates); Outfall Sewer, Bridge over East London Waterworks' Feeder (2 plates); Outfall Sewer, Reservoir (2 plates); Outfall Sewer, Tumbling Bay and Outlet; Outfall Sewer, Penstocks. *South Side.*—Outfall Sewer, Bermondsey Branch (2 plates); Outfall

Sewer, Reservoir and Outlet (4 plates); Outfall Sewer, Filth Hoist; Sections of Sewers (North and South Sides).

THAMES EMBANKMENT.—Section of River Wall; Steamboat Pier, Westminster (2 plates); Landing Stairs between Charing Cross and Waterloo Bridges; York Gate (2 plates); Overflow and Outlet at Savoy Street Sewer (3 plates); Steamboat Pier, Waterloo Bridge (3 plates); Junction of Sewers, Plans and Sections; Gullies, Plans and Sections; Rolling Stock Granite and Iron Forts.

"The drawings have a constantly increasing value, and whoever desires to possess clear representations of the two great works carried out by our Metropolitan Board will obtain Mr. Humber's volume."—*Engineer*.

HUMBER'S PROGRESS OF MODERN ENGINEERING.

FOURTH SERIES. Imp. 4to, with 36 Double Plates, Photographic Portrait of John Fowler, late Pres. Inst. C.E., and copious descriptive Letterpress Specifications, &c., £3 3s. half-morocco.

List of the Plates and Diagrams.

Abbey Mills Pumping Station, Main Drainage, Metropolis (4 plates); Barrow Docks (5 plates); Manquis Viaduct, Santiago and Valparaiso Railway (2 plates); Adam's Locomotive, St. Helen's Canal Railway (2 plates); Cannon Street Station Roof, Charing Cross Railway (3 plates); Road Bridge over the River Moka (2 plates); Telegraphic Apparatus for

Mesopotamia; Viaduct over the River Wye, Midland Railway (3 plates); St. Germans Viaduct, Cornwall Railway (2 plates); Wrought-Iron Cylinder for Diving Bell; Millwall Docks (6 plates); Milroy's Patent Excavator; Metropolitan District Railway (6 plates); Harbours, Ports, and Breakwaters (3 plates).

"We gladly welcome another year's issue of this valuable publication from the able pen of Mr. Humber. The accuracy and general excellence of this work are well known, while its usefulness in giving the measurements and details of some of the latest examples of engineering, as carried out by the most eminent men in the profession, cannot be too highly prized."—*Artisan*.

THE POPULAR WORKS OF MICHAEL REYNOLDS

("THE ENGINE DRIVER'S FRIEND").

Locomotive-Engine Driving.

LOCOMOTIVE-ENGINE DRIVING: A Practical Manual for Engineers in charge of Locomotive Engines. By MICHAEL REYNOLDS, Member of the Society of Engineers, formerly Locomotive Inspector L. B. and S. C. R. Ninth Edition. Including a KEY to THE LOCOMOTIVE ENGINE. With Illustrations and Portrait of Author. Crown 8vo, 4s. 6d. cloth.

"Mr. Reynolds has supplied a want, and has supplied it well. We can confidently recommend the book, not only to the practical driver, but to everyone who takes an interest in the performance of locomotive engines."—*The Engineer*.

"Mr. Reynolds has opened a new chapter in the literature of the day. Of the practical utility of this admirable treatise, we have to speak in terms of warm commendation."—*Athenaeum*.

"Evidently the work of one who knows his subject thoroughly."—*Railway Service Gazette*.

"Were the cautions and rules given in the book to become part of the every-day working of our engine-drivers, we might have fewer distressing accidents to deplore."—*Scotsman*.

Stationary Engine Driving.

STATIONARY ENGINE DRIVING: A Practical Manual for Engineers in charge of Stationary Engines. By MICHAEL REYNOLDS. Fifth Edition, Enlarged. With Plates and Woodcuts. Crown 8vo, 4s. 6d. cloth.

"The author is thoroughly acquainted with his subjects, and his advice on the various points treated is clear and practical. . . . He has produced a manual which is an exceedingly useful one for the class for whom it is specially intended."—*Engineering*.

"Our author leaves no stone unturned. He is determined that his readers shall not only know something about the stationary engine, but all about it."—*Engineer*.

"An engineman who has mastered the contents of Mr. Reynolds's book will require but little actual experience with boilers and engines before he can be trusted to look after them."—*English Mechanic*

The Engineer, Fireman, and Engine-Boy.

THE MODEL LOCOMOTIVE ENGINEER, FIREMAN, and ENGINE-BOY. Comprising a Historical Notice of the Pioneer Locomotive Engines and their Inventors. By MICHAEL REYNOLDS. Second Edition, with Revised Appendix. With numerous Illustrations and Portrait of George Stephenson. Crown 8vo, 4s. 6d. cloth. [Just published.

"From the technical knowledge of the author it will appeal to the railway man of to-day more forcibly than anything written by Dr. Smiles. . . . The volume contains information of a technical kind, and facts that every driver should be familiar with."—*English Mechanic*.

"We should be glad to see this book in the possession of everyone in the kingdom who has ever laid, or is to lay, hands on a locomotive engine."—*Iron*.

Continuous Railway Brakes.

CONTINUOUS RAILWAY BRAKES: A Practical Treatise on the several Systems in Use in the United Kingdom; their Construction and Performance. With copious Illustrations and numerous Tables. By MICHAEL REYNOLDS. Large crown 8vo, 9s. cloth.

"A popular explanation of the different brakes. It will be of great assistance in forming public opinion, and will be studied with benefit by those who take an interest in the brake."—*English Mechanic*.

"Written with sufficient technical detail to enable the principle and relative connection of the various parts of each particular brake to be readily grasped."—*Mechanical World*.

Engine-Driving Life.

ENGINE-DRIVING LIFE: Stirring Adventures and Incidents in the Lives of Locomotive-Engine Drivers. By MICHAEL REYNOLDS. Third and Cheaper Edition. Crown 8vo, 1s. 6d. cloth. [Just published.

"From first to last perfectly fascinating. Wilkie Collins's most thrilling conceptions are thrown into the shade by true incidents, endless in their variety, related in every page."—*North British Mail*.

"Anyone who wishes to get a real insight into railway life cannot do better than read 'Engine-Driving Life' for himself; and if he once take it up he will find that the author's enthusiasm and real love of the engine-driving profession will carry him on till he has read every page."—*Saturday Review*.

Pocket Companion for Enginemen.

THE ENGINEMAN'S POCKET COMPANION AND PRACTICAL EDUCATOR FOR ENGINEMEN, BOILER ATTENDANTS, AND MECHANICS. By MICHAEL REYNOLDS. With Forty-five Illustrations and numerous Diagrams. Third Edition, Revised. Royal 18mo, 3s. 6d., strongly bound for pocket wear.

This admirable work is well suited to accomplish its object, being the honest workmanship of a competent engineer."—*Glasgow Herald*.

"A most meritorious work, giving in a succinct and practical form all the information an enginemaker desirous of mastering the scientific principles of his daily calling would require."—*The Miller*.

"A boon to those who are striving to become efficient mechanics."—*Daily Chronicle*.

MARINE ENGINEERING, SHIPBUILDING, NAVIGATION, etc.

Pocket-Book for Naval Architects and Shipbuilders, THE NAVAL ARCHITECT'S AND SHIPBUILDER'S POCKET-BOOK of Formulæ, Rules, and Tables, and MARINE ENGINEER'S AND SURVEYOR'S Handy Book of Reference. By CLEMENT MACKROW, Member of the Institution of Naval Architects, Naval Draughtsman. Fifth Edition, Revised and Enlarged to 700 pages, with upwards of 300 Illustrations. Fcap., 12s. 6d. strongly bound in leather.

SUMMARY OF CONTENTS.

SIGNS AND SYMBOLS, DECIMAL FRACTIONS.—TRIGONOMETRY.—PRACTICAL GEOMETRY.—MENSURATION.—CENTRES AND MOMENTS OF FIGURES.—MOMENTS OF INERTIA AND RADII OF GYRATION.—ALGEBRAICAL EXPRESSIONS FOR SIMPSON'S RULES.—MECHANICAL PRINCIPLES.—CENTRE OF GRAVITY.—LAWS OF MOTION.—DISPLACEMENT, CENTRE OF BUOYANCY.—CENTRE OF GRAVITY OF SHIP'S HULL.—STABILITY CURVES AND METACENTRES.—SEA AND SHALLOW-WATER WAVES.—ROLLING OF SHIPS.—PROPULSION AND RESISTANCE OF VESSELS.—SPEED TRIALS.—SAILING, CENTRE OF EFFORT.—DISTANCES DOWN RIVERS, COAST LINES.—STEERING AND RUDERS OF VESSELS.—LAUNCHING CALCULATIONS AND VELOCITIES.—WEIGHT OF MATERIAL AND GEAR.—GUN PARTICULARS AND WEIGHT.—STANDARD GAUGES.—RIVETED JOINTS AND RIVETING.—STRENGTH AND TESTS OF MATERIALS.—BINDING AND SHEARING STRESSES, ETC.—STRENGTH OF SHAFTING, PILLARS, WHEELS, ETC.—HYDRAULIC DATA, ETC.—CONIC SECTIONS, CATENARIAN CURVES.—MECHANICAL POWERS, WORK.—BOARD OF TRADE REGULATIONS FOR BOILERS AND ENGINES.—BOARD OF TRADE REGULATIONS FOR SHIPS.—LLOYD'S RULES

FOR BOILERS.—LLOYD'S WEIGHT OF CHAINS.—LLOYD'S SCANTLINGS FOR SHIPS.—DATA OF ENGINES AND VESSELS.—SHIPS' FITTINGS AND TESTS.—SEASONING PRESERVING TIMBER.—MEASUREMENT OF TIMBER.—ALLOYS, PAINTS, VARNISHES.—DATA FOR STOWAGE.—ADMIRALTY TRANSPORT REGULATIONS.—RULES FOR HORSEPOWER, SCREW PROPELLERS, ETC.—PERCENTAGES FOR BUTT STRAPS, ETC.—PARTICULARS OF YACHTS.—MASTING AND RIGGING VESSELS.—DISTANCES OF FOREIGN PORTS.—TONNAGE TABLES.—VOCABULARY OF FRENCH AND ENGLISH TERMS.—ENGLISH WEIGHTS AND MEASURES.—FOREIGN WEIGHTS AND MEASURES.—DECIMAL EQUIVALENTS.—FOREIGN MONEY.—DISCOUNT AND WAGE TABLES.—USEFUL NUMBERS AND READY RECKONERS.—TABLES OF CIRCULAR MEASURES.—TABLES OF AREAS OF AND CIRCUMFERENCES OF CIRCLES.—TABLES OF AREAS OF SEGMENTS OF CIRCLES.—TABLES OF SQUARES AND CUBES AND ROOTS OF NUMBERS.—TABLES OF LOGARITHMS OF NUMBERS.—TABLES OF HYPERBOLIC LOGARITHMS.—TABLES OF NATURAL SINES, TANGENTS, ETC.—TABLES OF LOGARITHMIC SINES, TANGENTS, ETC.

"In these days of advanced knowledge a work like this is of the greatest value. It contains a vast amount of information. We unhesitatingly say that it is the most valuable compilation for its specific purpose that has ever been printed. No naval architect, engineer, surveyor, or seaman, wood or iron shipbuilder, can afford to be without this work."—*Nautical Magazine*.

"Should be used by all who are engaged in the construction or designs of vessels. . . . Will be found to contain the most useful tables and formulæ required by shipbuilders, carefully collected from the best authorities, and put together in a popular and simple form."—*Engineer*.

"The professional shipbuilder has now, in a convenient and accessible form, reliable data for solving many of the numerous problems that present themselves in the course of his work."—*Iron*.

"There is no doubt that a pocket-book of this description must be a necessity in the shipbuilding trade. . . . The volume contains a mass of useful information clearly expressed and presented in a handy form."—*Marine Engineer*.

Marine Engineering.

MARINE ENGINES AND STEAM VESSELS (A Treatise on). By ROBERT MURRAY, C.E. Eighth Edition, thoroughly Revised, with considerable Additions by the Author and by GEORGE CARLISLE, C.E., Senior Surveyor to the Board of Trade at Liverpool. 12mo, 5s. cloth boards.

"Well adapted to give the young steamship engineer or marine engine and boiler maker a general introduction into his practical work."—*Mechanical World*.

"We feel sure that this thoroughly revised edition will continue to be as popular in the future as it has been in the past, as, for its size, it contains more useful information than any similar treatise."—*Industries*.

"As a compendious and useful guide to engineers of our mercantile and royal naval services, we should say it cannot be surpassed."—*Building News*.

"The information given is both sound and sensible, and well qualified to direct young sea-going hands on the straight road to the extra chief's certificate. . . . Most useful to surveyors, inspectors, draughtsmen, and young engineers."—*Glasgow Herald*.

English-French Dictionary of Sea Terms.

TECHNICAL DICTIONARY OF SEA TERMS, PHRASES AND WORDS USED IN THE ENGLISH & FRENCH LANGUAGES. (English-French, French-English). For the Use of Seamen, Engineers, Pilots, Ship-builders, Ship-owners and Ship-brokers. Compiled by W. PIRRIE, late of the African Steamship Company. Fcap. 8vo, 5s. cloth limp
[Just published]

Pocket-Book for Marine Engineers.

A POCKET-BOOK OF USEFUL TABLES AND FORMULÆ FOR MARINE ENGINEERS. By FRANK PROCTOR, A.I.N.A. Third Edition. Royal 32mo, leather, gilt edges, with strap, 4s.

"We recommend it to our readers as going far to supply a long-felt want."—*Naval Science*.
"A most useful companion to all marine engineers."—*United Service Gazette*.

Introduction to Marine Engineering.

ELEMENTARY ENGINEERING: A Manual for Young Marine Engineers and Apprentices. In the Form of Questions and Answers on Metals, Alloys, Strength of Materials, Construction and Management of Marine Engines and Boilers, Geometry, &c. &c. With an Appendix of Useful Tables. By JOHN SHERREN BREWER, Government Marine Surveyor, Hong-kong. Second Edition, Revised. Small crown 8vo, 2s. cloth.

"Contains much valuable information for the class for whom it is intended, especially in the chapters on the management of boilers and engines."—*Nautical Magazine*.

"A useful introduction to the more elaborate text-books."—*Scotsman*.

"To a student who has the requisite desire and resolve to attain a thorough knowledge, Mr. Brewer offers decidedly useful help."—*Athenæum*.

Navigation.

PRACTICAL NAVIGATION. Consisting of THE SAILOR'S SEA-BOOK, by JAMES GREENWOOD and W. H. ROSSER; together with the requisite Mathematical and Nautical Tables for the Working of the Problems, by HENRY LAW, C.E., and Professor J. R. YOUNG. Illustrated. 12mo, 7s. strongly half-bound.

Sailmaking.

THE ART AND SCIENCE OF SAILMAKING. By SAMUEL B. SADLER, Practical Sailmaker, late in the employment of Messrs. Ratsey and Laphorne, of Cowes and Gosport. With Plates and other Illustrations. Small 4to, 12s. 6d. cloth.

SUMMARY OF CONTENTS.

CHAP. I. THE MATERIALS USED AND THEIR RELATION TO SAILS.—II. ON THE CENTRE OF EFFORT.—III. ON MEASURING.—IV. ON DRAWING.—V. ON THE NUMBER OF CLOTHS REQUIRED.

—VI. ON ALLOWANCES.—VII. CALCULATION OF GORES.—VIII. ON CUTTING OUT.—IX. ON ROPING.—X. ON DIAGONAL-CUT SAILS.—XI. CONCLUDING REMARKS.

"This work is very ably written, and is illustrated by diagrams and carefully-worked calculations. The work should be in the hands of every sailmaker, whether employer or employed, as it cannot fail to assist them in the pursuit of their important avocations."—*Isle of Wight Herald*.

"This extremely practical work gives a complete education in all the branches of the manufacture cutting out, roping, seaming, and goring. It is copiously illustrated, and will form a first-rate text-book and guide."—*Portsmouth Times*.

"The author of this work has rendered a distinct service to all interested in the art of sailmaking. The subject of which he treats is a congenial one. Mr. Sadler is a practical sailmaker, and has devoted years of careful observation and study to the subject; and the results of the experience thus gained he has set forth in the volume before us."—*Steamship*.

Chain Cables.

CHAIN CABLES AND CHAINS. Comprising Sizes and Curves of Links, Studs, &c., Iron for Cables and Chains, Chain Cable and Chain Making, Forming and Welding Links, Strength of Cables and Chains, Certificates for Cables, Marking Cables, Prices of Chain Cables and Chains, Historical Notes, Acts of Parliament, Statutory Tests, Charges for Testing, List of Manufacturers of Cables, &c. &c. By THOMAS W. TRAILL, F.E.R.N., M. Inst. C.E., Engineer Surveyor in Chief, Board of Trade, Inspector of Chain Cable and Anchor Proving Establishments, and General Superintendent, Lloyd's Committee on Proving Establishments. With numerous Tables, Illustrations and Lithographic Drawings. Folio, £2 2s. cloth.

"It contains a vast amount of valuable information. Nothing seems to be wanting to make it a complete and standard work of reference on the subject."—*Nautical Magazine*.

MINING AND METALLURGY.

Mining Machinery.

MACHINERY FOR METALLIFEROUS MINES: A Practical Treatise for Mining Engineers, Metallurgists, and Managers of Mines. By E. HENRY DAVIES, M.E., F.G.S. Crown 8vo, 580 pp., with upwards of 300 Illustrations, 12s. 6d. cloth. [Just published.]

"Mr. Davies, in this handsome volume, has done the advanced student and the manager of mines good service. Almost every kind of machinery in actual use is carefully described, and the woodcuts and plates are good."—*Athenæum*.

"From cover to cover the work exhibits all the same characteristics which excite the confidence and attract the attention of the student as he peruses the first page. The work may safely be recommended. By its publication the literature connected with the industry will be enriched, and the reputation of its author enhanced."—*Mining Journal*.

"Mr. Davies has endeavoured to bring before his readers the best of everything in modern mining appliances. His work carries internal evidence of the author's impartiality, and this constitutes one of the great merits of the book. Throughout his work the criticisms are based on his own or other reliable experience."—*Iron and Steel Trades' Journal*.

"The work deals with nearly every class of machinery or apparatus likely to be met with or required in connection with metalliferous mining, and is one which we have every confidence in recommending."—*Practical Engineer*.

Metalliferous Minerals and Mining.

A TREATISE ON METALLIFEROUS MINERALS AND MINING. By D. C. DAVIES, F.G.S., Mining Engineer, &c., Author of "A Treatise on Slate and Slate Quarrying." Fifth Edition, thoroughly Revised and much Enlarged, by his Son, E. HENRY DAVIES, M.E., F.G.S. With about 150 Illustrations. Crown 8vo, 12s. 6d. cloth.

"Neither the practical miner nor the general reader interested in mines can have a better book for his companion and his guide."—*Mining Journal*. [Mining World.]

"We are doing our readers a service in calling their attention to this valuable work."

"A book that will not only be useful to the geologist, the practical miner, and the metallurgist but also very interesting to the general public."—*Iron*.

"As a history of the present state of mining throughout the world this book has a real value and it supplies an actual want."—*Athenæum*.

Earthy Minerals and Mining.

A TREATISE ON EARTHY & OTHER MINERALS AND MINING. By D. C. DAVIES, F.G.S., Author of "Metalliferous Minerals," &c. Third Edition, revised and Enlarged, by his Son, E. HENRY DAVIES, M.E., F.G.S. With about 100 Illustrations. Crown 8vo, 12s. 6d. cloth.

"We do not remember to have met with any English work on mining matters that contains the same amount of information packed in equally convenient form."—*Academy*.

"We should be inclined to rank it as among the very best of the handy technical and trades manuals which have recently appeared."—*British Quarterly Review*.

Metalliferous Mining in the United Kingdom.

BRITISH MINING: A Treatise on the History, Discovery, Practical Development, and Future Prospects of Metalliferous Mines in the United Kingdom. By ROBERT HUNT, F.R.S., Editor of "Ure's Dictionary of Arts, Manufactures, and Mines," &c. Upwards of 950 pp., with 230 Illustrations. Second Edition, Revised. Super-royal 8vo, £2 2s. cloth.

"One of the most valuable works of reference of modern times. Mr. Hunt, as Keeper of Mining Records of the United Kingdom, has had opportunities for such a task not enjoyed by anyone else and has evidently made the most of them. . . . The language and style adopted are good, and the treatment of the various subjects laborious, conscientious, and scientific."—*Engineering*.

"The book is, in fact, a treasure-house of statistical information on mining subjects, and we know of no other work embodying so great a mass of matter of this kind. Were this the only merit of Mr. Hunt's volume, it would be sufficient to render it indispensable in the library of everyone interested in the development of the mining and metallurgical industries of this country."—*Athenæum*.

"A mass of information not elsewhere available, and of the greatest value to those who may be interested in our great mineral industries."—*Engineer*.

Underground Pumping Machinery.

MINE DRAINAGE. Being a Complete and Practical Treatise on Direct-Acting Underground Steam Pumping Machinery, with a Description of a large number of the best known Engines, their General Utility and the Special Sphere of their Action, the Mode of their Application, and their merits compared with other forms of Pumping Machinery. By STEPHEN MICHELL. 8vo, 15s. cloth.

"Will be highly esteemed by colliery owners and lessees, mining engineers, and students generally who require to be acquainted with the best means of securing the drainage of mines. It is a most valuable work, and stands almost alone in the literature of steam pumping machinery."—*Colliery Guardian*.

"Much valuable information is given, so that the book is thoroughly worthy of an extensive circulation amongst practical men and purchasers of machinery."—*Mining Journal*.

Prospecting for Gold and other Metals.

THE PROSPECTOR'S HANDBOOK: A Guide for the Prospector and Traveller in Search of Metal-Bearing or other Valuable Minerals. By J. W. ANDERSON, M.A. (Camb.), F.R.G.S., Author of "Fiji and New Caledonia." Sixth Edition, thoroughly Revised and much Enlarged. Small crown 8vo, 3s. 6d. cloth; or, 4s. 6d. leather, pocket-book form, with tuck.

[Just published.
"Will supply a much felt want, especially among Colonists, in whose way are so often thrown many mineralogical specimens the value of which it is difficult to determine."—*Engineer*.

"How to find commercial minerals, and how to identify them when they are found, are the leading points to which attention is directed. The author has managed to pack as much practical detail into his pages as would supply material for a book three times its size."—*Mining Journal*.

Mining Notes and Formulæ.

NOTES AND FORMULÆ FOR MINING STUDENTS. By JOHN HERMAN MERIVALE, M.A., Certificated Colliery Manager, Professor of Mining in the Durham College of Science, Newcastle-upon-Tyne. Third Edition, Revised and Enlarged. Small crown 8vo, 2s. 6d. cloth.

"Invaluable to anyone who is working up for an examination on mining subjects."—*Iron and Coal Trades Review*.

"The author has done his work in an exceedingly creditable manner, and has produced a book that will be of service to students, and those who are practically engaged in mining operations."—*Engineer*.

Handybook for Miners.

THE MINER'S HANDBOOK: A Handy Book of Reference on the Subjects of Mineral Deposits, Mining Operations, Ore Dressing, &c. For the Use of Students and others interested in Mining matters. Compiled by JOHN MILNE, F.R.S., Professor of Mining in the Imperial University of Japan. Revised Edition. Fcap. 8vo, 7s. 6d. leather. [Just published.

"Professor Milne's handbook is sure to be received with favour by all connected with mining, and will be extremely popular among students."—*Athenæum*.

Miners' and Metallurgists' Pocket-Book.

A POCKET-BOOK FOR MINERS AND METALLURGISTS. Comprising Rules, Formulæ, Tables, and Notes, for Use in Field and Office Work. By F. DANVERS POWER, F.G.S., M.E. Fcap. 8vo, 9s. leather.

"This excellent book is an admirable example of its kind, and ought to find a large sale amongst English-speaking prospectors and mining engineers."—*Engineering*.

"A useful *vade-mecum* containing a mass of rules, formulæ, tables, and various other information, necessary for daily reference."—*Iron*.

Mineral Surveying and Valuing.

THE MINERAL SURVEYOR AND VALUER'S COMPLETE GUIDE, comprising a Treatise on Improved Mining Surveying and the Valuation of Mining Properties, with New Traverse Tables. By WM. LINTERN. Third Edition, Enlarged. 12mo, 4s. cloth.

"A valuable and thoroughly trustworthy guide."—*Iron and Coal Trades Review*.

Asbestos and its Uses.

ASBESTOS: Its Properties, Occurrence, and Uses. With some Account of the Mines of Italy and Canada. By ROBERT H. JONES. With Eight Collotype Plates and other Illustrations. Crown 8vo, 12s. 6d. cloth.

"An interesting and invaluable work."—*Colliery Guardian*.

Explosives.

A HANDBOOK ON MODERN EXPLOSIVES. Being a Practical Treatise on the Manufacture and Application of Dynamite, Gun-Cotton, Nitro-Glycerine, and other Explosive Compounds. Including the Manufacture of Collodion-Cotton. By M. EISSLER, Author of "The Metallurgy of Gold," &c. Crown 8vo, 10s. 6d. cloth.

"Useful not only to the miner, but also to officers of both services to whom blasting and the use of explosives generally may at any time become a necessary auxiliary."—*Nature*.

"A veritable mine of information on the subject of explosives employed for military, mining and blasting purposes."—*Army and Navy Gazette*.

Iron, Metallurgy of.

METALLURGY OF IRON. Containing History of Iron Manufacture, Methods of Assay, and Analyses of Iron Ores, Processes of Manufacture of Iron and Steel, &c. By H. BAUERMAN, F.G.S., A.R.S.M. With numerous Illustrations. Sixth Edition, Enlarged. 12mo, 5s. 6d. cloth.

Colliery Management.

THE COLLIERY MANAGER'S HANDBOOK: A Comprehensive Treatise on the Laying-out and Working of Collieries. Designed as a Book of Reference for Colliery Managers, and for the Use of Coal-Mining Students preparing for First-class Certificates. By **CALEB PAMELY**, Mining Engineer and Surveyor; Member of the North of England Institute of Mining and Mechanical Engineers; and Member of the South Wales Institute of Mining Engineers. With nearly 500 Plans, Diagrams, and other Illustrations. Second Edition, Revised, with Additions. Medium 8vo, about 700 pages. Price £1 5s. strongly bound.

SUMMARY OF CONTENTS.

GEOLOGY.—SEARCH FOR COAL.—MINERAL LEASES AND OTHER HOLDINGS.—SHAFT SINKING.—FITTING UP THE SHAFT AND SURFACE ARRANGEMENTS.—STEAM BOILERS AND THEIR FITTINGS.—TIMBERING AND WALLING.—NARROW WORK AND METHODS OF WORKING.—UNDERGROUND CONVEYANCE.—DRAINAGE.—THE GASES MET WITH IN MINES: VENTILATION.—ON THE FRICTION OF AIR IN MINES.—

THE PRIESTMAN OIL ENGINE; PETROLEUM AND NATURAL GAS—SURVEYING AND PLANNING.—SAFETY LAMPS AND FIRE DAMP DETECTORS.—SUNDRY AND INCIDENTAL OPERATIONS AND APPLICATIONS.—COLLIERY EXPLOSIONS.—MISCELLANEOUS QUESTIONS & ANSWERS.

Appendix: SUMMARY OF REPORT OF H.M. COMMISSIONERS ON ACCIDENTS IN MINES.

* * * OPINIONS OF THE PRESS.

"Mr. Pameley has not only given us a comprehensive reference book of a very high order, suitable to the requirements of mining engineers and colliery managers, but at the same time has provided mining students with a class-book that is as interesting as it is instructive."—*Colliery Manager*.

"Mr. Pameley's work is eminently suited to the purpose for which it is intended—being clear, interesting, exhaustive, rich in detail, and up to date, giving descriptions of the very latest machines in every department. . . . A mining engineer could scarcely go wrong who followed this work."—*Colliery Guardian*.

"This is the most complete 'all round' work on coal-mining published in the English language. . . . No library of coal-mining books is complete without it."—*Colliery Engineer* (Scranton, Pa., U.S.A.).

"Mr. Pameley's work is in all respects worthy of our admiration. No person in any responsible position connected with mines should be without a copy."—*Westminster Review*.

Coal and Iron.

THE COAL AND IRON INDUSTRIES OF THE UNITED KINGDOM. Comprising a Description of the Coal Fields, and of the Principal Seams of Coal, with Returns of their Produce and its Distribution, and Analyses of Special Varieties. Also an Account of the occurrence of Iron Ores in Veins or Seams; Analyses of each Variety; and a History of the Rise and Progress of Pig Iron Manufacture. By **RICHARD MEADE**, Assistant Keeper of Mining Records. With Maps. 8vo, £1 8s. cloth.

"The book is one which must find a place on the shelves of all interested in coal and iron production, and in the iron, steel, and other metallurgical industries."—*Engineer*.

"Of this book we may unreservedly say that it is the best of its class which we have ever met. . . . A book of reference which no one engaged in the iron or coal trades should omit from his library."—*Iron and Coal Trades Review*.

Coal Mining.

COAL AND COAL MINING: A Rudimentary Treatise on. By the late Sir **WARINGTON W. SMYTH**, M.A., F.R.S., &c., Chief Inspector of the Mines of the Crown. Seventh Edition, Revised and Enlarged. With numerous Illustrations. 12mo, 4s. cloth boards.

"As an outline is given of every known coal-field in this and other countries, as well as of the principal methods of working, the book will doubtless interest a very large number of readers."—*Mining Journal*.

Subterranean Surveying.

SUBTERRANEAN SURVEYING, Elementary and Practical Treatise on, with and without the Magnetic Needle. By **THOMAS FENWICK**, Surveyor of Mines, and **THOMAS BAKER**, C.E. Illust. 12mo, 3s. cloth boards.

Granite Quarrying.

GRANITES AND OUR GRANITE INDUSTRIES. By **GEORGE F. HARRIS**, F.G.S., Membre de la Société Belge de Géologie, Lecturer on Economic Geology at the Birkbeck Institution, &c. With Illustrations. Crown 8vo, 2s. 6d. cloth.

"A clearly and well-written manual on the granite industry."—*Scotsman*.

"An interesting work, which will be deservedly esteemed."—*Colliery Guardian*.

"An exceedingly interesting and valuable monograph on a subject which has hitherto received unaccountably little attention in the shape of systematic literary treatment."—*Scottish Leader*.

Gold, Metallurgy of.

THE METALLURGY OF GOLD: A Practical Treatise on the Metallurgical Treatment of Gold-bearing Ores. Including the Processes of Concentration and Chlorination, and the Assaying, Melting, and Refining of Gold. By M. EISSLER, Mining Engineer and Metallurgical Chemist, formerly Assistant Assayer of the U. S. Mint, San Francisco. Third Edition, Revised and greatly Enlarged. With 187 Illustrations. Crown 8vo, 12s. 6d. cloth.

"This book thoroughly deserves its title of a 'Practical Treatise.' The whole process of gold milling, from the breaking of the quartz to the assay of the bullion, is described in clear and orderly narrative and with much, but not too much, fulness of detail."—*Saturday Review*.

"The work is a storehouse of information and valuable data, and we strongly recommend it to all professional men engaged in the gold-mining industry."—*Mining Journal*.

Gold Extraction.

THE CYANIDE PROCESS OF GOLD EXTRACTION: and its Practical Application on the Witwatersrand Gold Fields in South Africa. By M. EISSLER, M.E., Mem. Inst. Mining and Metallurgy, Author of "The Metallurgy of Gold," &c. With Diagrams and Working Drawings. Large crown 8vo, 7s. 6d. cloth. [Just published.]

"This book is just what was needed to acquaint mining men with the actual working of a process which is not only the most popular, but is, as a general rule, the most successful for the extraction of gold from tailings."—*Mining Journal*.

"The work will prove invaluable to all interested in gold mining, whether metallurgists or as investors."—*Chemical News*.

Silver, Metallurgy of.

THE METALLURGY OF SILVER: A Practical Treatise on the Amalgamation, Roasting, and Lixiviation of Silver Ores. Including the Assaying, Melting and Refining, of Silver Bullion. By M. EISSLER, Author of "The Metallurgy of Gold," &c. Second Edition, Enlarged. With 150 Illustrations. Crown 8vo, 10s. 6d. cloth.

"A practical treatise, and a technical work which we are convinced will supply a long-felt want amongst practical men, and at the same time be of value to students and others indirectly connected with the industries."—*Mining Journal*.

"From first to last the book is thoroughly sound and reliable."—*Colliery Guardian*.

"For chemists, practical miners, assayers, and investors alike, we do not know of any work on the subject so handy and yet so comprehensive."—*Glasgow Herald*.

Lead, Metallurgy of.

THE METALLURGY OF ARGENTIFEROUS LEAD: A Practical Treatise on the Smelting of Silver-Lead Ores and the Refining of Lead Bullion. Including Reports on various Smelting Establishments and Descriptions of Modern Smelting Furnaces and Plants in Europe and America. By M. EISSLER, M.E., Author of "The Metallurgy of Gold," &c. Crown 8vo, 400 pp., with 183 Illustrations, 12s. 6d. cloth.

"The numerous metallurgical processes, which are fully and extensively treated of, embrace all the stages experienced in the passage of the lead from the various natural states to its issue from the refinery as an article of commerce."—*Practical Engineer*.

"The present volume fully maintains the reputation of the author. Those who wish to obtain a thorough insight into the present state of this industry cannot do better than read this volume, and all mining engineers cannot fail to find many useful hints and suggestions in it."—*Industries*.

"It is most carefully written and illustrated with capital drawings and diagrams. In fact, it is the work of an expert for experts, by whom it will be prized as an indispensable text-book."—*Bristol Mercury*.

Iron Mining.

THE IRON ORES OF GREAT BRITAIN AND IRELAND: Their Mode of Occurrence, Age, and Origin, and the Methods of Searching for and Working them, with a Notice of some of the Iron Ores of Spain. By J. D. KENDALL, F.G.S., Mining Engineer. Crown 8vo, 16s. cloth.

"The author has a thorough practical knowledge of his subject, and has supplemented a careful study of the available literature by unpublished information derived from his own observations. The result is a very useful volume which cannot fail to be of value to all interested in the iron industry of the country."—*Industries*.

"Mr. Kendall is a great authority on this subject and writes from personal observation."—*Colliery Guardian*.

"Mr. Kendall's book is thoroughly well done. In it there are the outlines of the history of ore mining in every centre and there is everything that we want to know as to the character of the ores of each district, their commercial value and the cost of working them."—*Iron and Steel Trades Journal*.

ELECTRICITY, ELECTRICAL ENGINEERING, etc.

Dynamo Management.

THE MANAGEMENT OF DYNAMOS: A Handybook of Theory and Practice for the Use of Mechanics, Engineers, Students and others in Charge of Dynamos. By G. W. LUMMIS PATERSON. With numerous Illustrations. Crown 8vo, 3s. 6d. cloth. [Just published.]

Electrical Engineering.

THE ELECTRICAL ENGINEER'S POCKET-BOOK OF MODERN RULES, FORMULÆ, TABLES, AND DATA. By H. R. KEMPE, M.Inst.E.E., A.M.Inst.C.E., Technical Officer, Postal Telegraphs, Author of "A Handbook of Electrical Testing," &c. Second Edition, thoroughly Revised, with Additions. Royal 32mo, oblong, 5s. leather.

"There is very little in the shape of formulæ or data which the electrician is likely to want in a hurry which cannot be found in its pages."—*Practical Engineer.*

"A very useful book of reference for daily use in practical electrical engineering and its various applications to the industries of the present day."—*Iron.*

"It is the best book of its kind."—*Electrical Engineer.*

"Well arranged and compact. The 'Electrical Engineer's Pocket-Book' is a good one."—*Electrician.*

"Strongly recommended to those engaged in the various electrical industries."—*Electrician* [Review.]

Electric Lighting.

ELECTRIC LIGHT FITTING: A Handbook for Working Electrical Engineers, embodying Practical Notes on Installation Management. By JOHN W. URQUHART, Electrician, Author of "Electric Light," &c. With numerous Illustrations. Second Edition, Revised, with Additional Chapters. Crown 8vo, 5s. cloth.

"This volume deals with what may be termed the mechanics of electric lighting, and is addressed to men who are already engaged in the work or are training for it. The work traverses a great deal of ground, and may be read as a sequel to the same author's useful work on 'Electric Light.'"—*Electrician.*

"This is an attempt to state in the simplest language the precautions which should be adopted in installing the electric light, and to give information, for the guidance of those who have to run the plant when installed. The book is well worth the perusal of the workmen for whom it is written."—*Electrical Review.*

"We have read this book with a good deal of pleasure. We believe that the book will be of use to practical workmen, who will not be alarmed by finding mathematical formulæ which they are unable to understand."—*Electrical Plant.*

Electric Light.

ELECTRIC LIGHT: Its Production and Use. Embodying Plain Directions for the Treatment of Dynamo-Electric Machines, Batteries, Accumulators, and Electric Lamps. By J. W. URQUHART, C.E., Author of "Electric Light Fitting," "Electroplating," &c. Fifth Edition, carefully Revised, with Large Additions and 145 Illustrations. Crown 8vo, 7s. 6d. cloth.

"The whole ground of electric lighting is more or less covered and explained in a very clear and concise manner."—*Electrical Review.*

"Contains a good deal of very interesting information, especially in the parts where the author gives dimensions and working costs."—*Electrical Engineer.*

"A miniature *vade-mecum* of the salient facts connected with the science of electric lighting."—*Electrician.*

"You cannot for your purpose have a better book than 'Electric Light,' by Urquhart."—*Engineer.*

"The book is by far the best that we have yet met with on the subject."—*Athenæum.*

Construction of Dynamos.

DYNAMO CONSTRUCTION: A Practical Handbook for the Use of Engineer Constructors and Electricians-in-Charge. Embracing Framework Building, Field Magnet and Armature Winding and Grouping, Compounding, &c. With Examples of leading English, American, and Continental Dynamos and Motors. By J. W. URQUHART, Author of "Electric Light," "Electric Light Fitting," &c. Second Edition, Revised and Enlarged. With 114 Illustrations. Crown 8vo, 7s. 6d. cloth. [Just published.]

"Mr. Urquhart's book is the first one which deals with these matters in such a way that the engineering student can understand them. The book is very readable, and the author leads his readers up to difficult subjects by reasonably simple tests."—*Engineering Review.*

"The author deals with his subject in a style so popular as to make his volume a handbook of great practical value to engineer constructors and electricians in charge."—*Scotsman.*

"'Dynamo Construction' more than sustains the high character of the author's previous publications. It is sure to be widely read by the large and rapidly increasing number of practical electricians."—*Glasgow Herald.*

"A book for which a demand has long existed."—*Mechanical World.*

A New Dictionary of Electricity.

THE STANDARD ELECTRICAL DICTIONARY. A Popular Dictionary of Words and Terms Used in the Practice of Electrical Engineering. Containing upwards of 3,000 Definitions. By T. O'CONNOR SLOANE, A.M., Ph.D., Author of "The Arithmetic of Electricity," &c. Crown 8vo, 630 pp., 350 Illustrations, 7s. 6d. cloth. [Just published.]

"The work has many attractive features in it, and is beyond doubt, a well put together and useful publication. The amount of ground covered may be gathered from the fact that in the index about 5,000 references will be found. The inclusion of such comparatively modern words as 'impedance,' 'reluctance,' &c., shows that the author has desired to be up to date, and indeed there are other indications of carefulness of compilation. The work is one which does the author great credit and it should prove of great value, especially to students."—*Electrical Review*.

Very complete and contains a large amount of useful information."—*Industries*.

"An encyclopædia of electrical science in the compass of a dictionary. The information given is sound and clear. The book is well printed, well illustrated, and well up to date, and may be confidently recommended."—*Builder*.

"The volume is excellently printed and illustrated, and should form part of the library of every one who is connected with electrical matters."—*Hardware Trade Journal*.

Electric Lighting of Ships.

ELECTRIC SHIP-LIGHTING: A Handbook on the Practical Fitting and Running of Ship's Electrical Plant. For the Use of Shipowners and Builders, Marine Electricians, and Sea-going Engineers-in-Charge. By J. W. URQUHART, C.E. With 88 Illustrations. Crown 8vo, 7s. 6d. cloth.

"The subject of ship electric lighting is one of vast importance in these days, and Mr. Urquhart is to be highly complimented for placing such a valuable work at the service of the practical marine electrician."—*The Steamship*.

"Distinctly a book which of its kind stands almost alone, and for which there should be a demand."—*Electrical Review*.

Country House Electric Lighting.

ELECTRIC LIGHT FOR COUNTRY HOUSES: A Practical Handbook on the Erection and Running of Small Installations, with particulars of the Cost of Plant and Working. By J. H. KNIGHT. Crown 8vo, 1s. wrapper. [Just published.]

Electric Lighting.

THE ELEMENTARY PRINCIPLES OF ELECTRIC LIGHTING. By ALAN A. CAMPBELL SWINTON, Associate I.E.E. Third Edition, Enlarged and Revised. With 16 Illustrations. Crown 8vo, 1s. 6d. cloth.

"Anyone who desires a short and thoroughly clear exposition of the elementary principles of electric-lighting cannot do better than read this little work."—*Bradford Observer*.

Dynamic Electricity.

THE ELEMENTS OF DYNAMIC ELECTRICITY AND MAGNETISM. By PHILIP ATKINSON, A.M., Ph.D., Author of "The Elements of Electric Lighting," &c. Cr. 8vo, with 120 Illustrations, 10s. 6d. cl.

Electric Motors, &c.

THE ELECTRIC TRANSFORMATION OF POWER and its Application by the Electric Motor, including Electric Railway Construction. By P. ATKINSON, A.M., Ph.D., Author of "The Elements of Electric Lighting," &c. With 96 Illustrations. Crown 8vo, 7s. 6d. cloth.

Dynamo Construction.

HOW TO MAKE A DYNAMO: A Practical Treatise for Amateurs.

Containing numerous Illustrations and Detailed Instructions for Constructing a Small Dynamo, to Produce the Electric Light. By ALFRED CROFTS. Fourth Edition, Revised and Enlarged. Crown 8vo, 2s. cloth.

"The instructions given in this unpretentious little book are sufficiently clear and explicit to enable any amateur mechanic possessed of average skill and the usual tools to be found in an amateur's workshop, to build a practical dynamo machine."—*Electrician*.

Text Book of Electricity.

THE STUDENT'S TEXT-BOOK OF ELECTRICITY. By HENRY M. NOAD, F.R.S. 630 pages, with 470 Illustrations. Cheaper Edition. Crown 8vo, 9s. cloth. [Just published.]

Electricity.

A MANUAL OF ELECTRICITY: Including Galvanism, Magnetism, Dia-Magnetism, Electro-Dynamics. By HENRY M. NOAD, Ph.D., F.R.S. Fourth Edition (1859). 8vo, £1 4s. cloth.

ARCHITECTURE, BUILDING, etc.**Building Construction.**

PRACTICAL BUILDING CONSTRUCTION: A Handbook for Students Preparing for Examinations, and a Book of Reference for Persons Engaged in Building. By JOHN P. ALLEN, Surveyor, Lecturer on Building Construction at the Durham College of Science, Newcastle. Medium 8vo, 450 pages, with 1,000 Illustrations. 12s. 6d. cloth. [Just published.]

"This volume is one of the most complete expositions of building construction we have seen. It contains all that is necessary to prepare students for the various examinations in building construction."—*Building News*.

"The author depends nearly as much on his diagrams as on his type. The pages suggest the hand of a man of experience in building operations—and the volume must be a blessing to many teachers as well as to students."—*The Architect*.

"The work is sure to prove a formidable rival to great and small competitors alike, and bids fair to take a permanent place as a favourite students' text-book. The large number of illustrations deserve particular mention for the great merit they possess for purposes of reference, in exactly corresponding to convenient scales."—*Four. Inst. Brit. Archts.*

The New London Building Act, 1894.

THE LONDON BUILDING ACT, 1894; with the By-Laws and Regulations of the London County Council, and Introduction, Notes, Cases and Index. By ALEX. J. DAVID, B.A., LL.M. of the Inner Temple, Barrister-at-Law. Crown 8vo, 3s. 6d. cloth. [Just published.]

"To all architects and district surveyors and builders, Mr. David's manual will be welcome."—*Building News*.

"The volume will doubtless be eagerly consulted by the building fraternity."—*Illustrated Carpenter and Builder*.

Concrete.

CONCRETE: ITS NATURE AND USES. A Book for Architects, Builders, Contractors, and Clerks of Works. By GEORGE L. SUTCLIFFE, A.R.I.B.A. Crown 8vo, 7s. 6d. cloth. [Just published.]

"The author treats a difficult subject in a lucid manner. The manual fills a long-felt gap. It is careful and exhaustive; equally useful as a student's guide and a architect's book of reference."—*Journal of Royal Institution of British Architects*.

"There is room for this new book, which will probably be for some time the standard work on the subject for a builder's purpose."—*Glasgow Herald*.

"A thoroughly useful and comprehensive work."—*British Architect*.

Mechanics for Architects.

THE MECHANICS OF ARCHITECTURE: A Treatise on Applied Mechanics, especially Adapted to the Use of Architects. By E. W. TARN, M.A., Author of "The Science of Building," &c. Second Edition, Enlarged. Illust. with 125 Diagrams. Cr. 8vo, 7s. 6d. cloth. [Just published.]

"The book is a very useful and helpful manual of architectural mechanics, and really contains sufficient to enable a careful and painstaking student to grasp the principles bearing upon the majority of building problems. . . . Mr. Tarn has added, by this volume, to the debt of gratitude which is owing to him by architectural students for the many valuable works which he has produced for their use."—*The Builder*.

"The mechanics in the volume are really mechanics, and are harmoniously wrought in with the distinctive professional manner proper to the subject."—*The Schoolmaster*.

The New Builder's Price Book, 1896.

LOCKWOOD'S BUILDER'S PRICE BOOK FOR 1896. A Comprehensive Handbook of the Latest Prices and Data for Builders, Architects, Engineers, and Contractors. By FRANCIS T. W. MILLER. 800 closely-printed pages, crown 8vo, 4s. cloth.

"This book is a very useful one, and should find a place in every English office connected with the building and engineering professions."—*Industries*.

"An excellent book of reference."—*Architect*.

"In its new and revised form this Price Book is what a work of this kind should be—comprehensive, reliable, well arranged, legible, and well bound."—*British Architect*.

Designing Buildings.

THE DESIGN OF BUILDINGS: Being Elementary Notes on the Planning, Sanitation and Ornamentive Formation of Structures, based on Modern Practice. Illustrated with Nine Folding Plates. By W. WOODLEY, Assistant Master, Metropolitan Drawing Classes, &c. 8vo, 6s. cloth.

Sir Wm. Chambers's Treatise on Civil Architecture.

THE DECORATIVE PART OF CIVIL ARCHITECTURE. By Sir WILLIAM CHAMBERS, F.R.S. With Portrait, Illustrations, Notes, and an Examination of Grecian Architecture, by JOSEPH GWILT, F.S.A. Revised and Edited by W. H. LEEDS. 66 Plates, 4to, 21s. cloth.

Villa Architecture.

A HANDY BOOK OF VILLA ARCHITECTURE: *Being a Series of Designs for Villa Residences in various Styles.* With Outline Specifications and Estimates. By C. WICKES, Architect, Author of "The Spires and Towers of England," &c. 61 Plates, 4to, £1 11s. 6d. half-morocco.

"The whole of the designs bear evidence of their being the work of an artistic architect, and they will prove very valuable and suggestive."—*Building News.*

Text-Book for Architects.

THE ARCHITECT'S GUIDE: *Being a Text-Book of Useful Information for Architects, Engineers, Surveyors, Contractors, Clerks of Works, &c. &c.* By FREDERICK ROGERS, Architect. Third Edition. Crown 8vo, 3s. 6d. cloth.

"As a text-book of useful information for architects, engineers, surveyors, &c., it would be hard to find a handier or more complete little volume."—*Standard.*

Taylor and Cresy's Rome.

THE ARCHITECTURAL ANTIQUITIES OF ROME. By the late G. L. TAYLOR, Esq., F.R.I.B.A., and EDWARD CRESY, Esq. New Edition, thoroughly Revised by the Rev. ALEXANDER TAYLOR, M.A. (son of the late G. L. Taylor, Esq.), Fellow of Queen's College, Oxford, and Chaplain of Gray's Inn. Large folio, with 130 Plates, £3 3s. half-bound.

"Taylor and Cresy's work has from its first publication been ranked among those professional books which cannot be bettered."—*Architect.*

Linear Perspective.

ARCHITECTURAL PERSPECTIVE: The whole Course and Operations of the Draughtsman in Drawing a Large House in Linear Perspective. Illustrated by 43 Folding Plates. By F. O. FERGUSON. Second Edition, Enlarged. 8vo, 3s. 6d. boards. [Just published.]

"It is the most intelligible of the treatises on this ill-treated subject that I have met with."—E. INGRESS BELL, Esq., in the *R.I.B.A. Journal.*

Architectural Drawing.

PRACTICAL RULES ON DRAWING, *for the Operative Builder and Young Student in Architecture.* By GEORGE PYNE. With 14 Plates, 4to, 7s. 6d. boards.

Vitruvius' Architecture.

THE ARCHITECTURE of MARCUS VITRUVIUS POLLIO. Translated by JOSEPH GWILT, F.S.A., F.R.A.S. New Edition, Revised by the Translator. With 23 Plates. Fcap. 8vo, 5s. cloth.

Designing, Measuring, and Valuing.

THE STUDENT'S GUIDE to the PRACTICE of MEASURING AND VALUING ARTIFICERS' WORK. Containing Directions for taking Dimensions, Abstracting the same, and bringing the Quantities into Bill, with Tables of Constants for Valuation of Labour, and for the Calculation of Areas and Solidities. Originally edited by EDWARD DOBSON, Architect. With Additions by E. WYNDHAM TARN, M.A. Sixth Edition. With 8 Plates and 63 Woodcuts. Crown 8vo, 7s. 6d. cloth.

"This edition will be found the most complete treatise on the principles of measuring and valuing artificers' work that has yet been published."—*Building News.*

Pocket Estimator and Technical Guide.

THE POCKET TECHNICAL GUIDE, MEASURER, AND ESTIMATOR FOR BUILDERS AND SURVEYORS. Containing Technical Directions for Measuring Work in all the Building Trades, Complete Specifications for Houses, Roads, and Drains, and an easy Method of Estimating the parts of a Building collectively. By A. C. BEATON. Seventh Edit. Waistcoat-pocket size, 1s. 6d. leather, gilt edges.

"No builder, architect, surveyor, or valuer should be without his 'Beaton.'"—*Building News.*

Donaldson on Specifications.

THE HANDBOOK OF SPECIFICATIONS; or, Practical Guide to the Architect, Engineer, Surveyor, and Builder, in drawing up Specifications and Contracts for Works and Constructions. Illustrated by Precedents of Buildings actually executed by eminent Architects and Engineers. By Professor T. L. DONALDSON, P.R.I.B.A., &c. New Edition. 8vo, with upwards of 1,000 pages of Text, and 33 Plates. £1 11s. 6d. cloth.

"Valuable as a record, and more valuable still as a book of precedents. . . . Suffice it to say that Donaldson's 'Handbook of Specifications' must be bought by all architects."—*Builder.*

Bartholomew and Rogers' Specifications.**SPECIFICATIONS FOR PRACTICAL ARCHITECTURE.**

A Guide to the Architect, Engineer, Surveyor, and Builder. With an Essay on the Structure and Science of Modern Buildings. Upon the Basis of the Work by ALFRED BARTHOLOMEW, thoroughly Revised, Corrected, and greatly added to by FREDERICK ROGERS, Architect. Third Edition, Revised, with Additions. With numerous Illustrations. Medium 8vo, 15s. cloth.

"The collection of specifications prepared by Mr. Rogers on the basis of Bartholomew's work is too well known to need any recommendation from us. It is one of the books with which every young architect must be equipped."—*Architect*.

Construction.

THE SCIENCE OF BUILDING: An Elementary Treatise on the Principles of Construction. By E. WYNDHAM TARN, M.A., Architect. Third Edition, Revised and Enlarged. With 59 Engravings. Fcap. 8vo, 4s. cl. A very valuable book, which we strongly recommend to all students."—*Builder*.

House Building and Repairing.

THE HOUSE-OWNER'S ESTIMATOR; or, What will it Cost to Build, Alter, or Repair? A Price Book for Unprofessional People, as well as the Architectural Surveyor and Builder. By J. D. SIMON. Edited by F. T. W. MILLER, A.R.I.B.A. Fourth Edition. Crown 8vo, 3s. 6d. cloth.

"In two years it will repay its cost a hundred times over."—*Field*.

Cottages and Villas.

COUNTRY AND SUBURBAN COTTAGES AND VILLAS: How to Plan and Build Them. Containing 33 Plates, with Introduction, General Explanations, and Description of each Plate. By JAMES W. BOGUE, Architect, Author of "Domestic Architecture," &c. 4to, 10s. 6d. cloth.

Building; Civil and Ecclesiastical.

A BOOK ON BUILDING, Civil and Ecclesiastical, including Church Restoration; with the Theory of Domes and the Great Pyramid, &c. By Sir EDMUND BECKETT, Bart., LL.D., F.R.A.S. Fcap. 8vo, 5s. cloth.

"A book which is always amusing and nearly always instructive."—*Times*.

Sanitary Houses, etc.

THE SANITARY ARRANGEMENT OF DWELLING-HOUSES: A Handbook for Householders and Owners of Houses. By A. J. WALLIS-TAYLER, A.M. Inst. C.E. With numerous Illustrations. Crown 8vo, 2s. 6d. cloth. [Just published.]

"This book will be largely read; it will be of considerable service to the public. It is well arranged, easily read, and for the most part devoid of technical terms."—*Lancet*.

Ventilation of Buildings.

VENTILATION. A Text Book to the Practice of the Art of Ventilating Buildings. By W. P. BUCHAN, R.P. 12mo, 4s. cloth.

"Contains a great amount of useful practical information, as thoroughly interesting as it is technically reliable."—*British Architect*.

The Art of Plumbing.

PLUMBING. A Text Book to the Practice of the Art or Craft of the Plumber. By WILLIAM PATON BUCHAN, R.P. Sixth Edition. 4s. cloth.

"A text-book which may be safely put in the hands of every young plumber."—*Builder*.

Geometry for the Architect, Engineer, etc.

PRACTICAL GEOMETRY, for the Architect, Engineer, and Mechanic. Giving Rules for the Delineation and Application of various Geometrical Lines, Figures and Curves. By E. W. TARN, M.A., Architect. 8vo, 9s. cloth.

"No book with the same objects in view has ever been published in which the clearness of the rules laid down and the illustrative diagrams have been so satisfactory."—*Scotsman*.

The Science of Geometry.

THE GEOMETRY OF COMPASSES; or, Problems Resolved by the mere Description of Circles, and the use of Coloured Diagrams and Symbols. By OLIVER BYRN. Coloured Plates. Crown 8vo, 3s. 6d. cloth.

CARPENTRY, TIMBER, etc.

Tredgold's Carpentry, Revised & Enlarged by Tarn.

THE ELEMENTARY PRINCIPLES OF CARPENTRY.

A Treatise on the Pressure and Equilibrium of Timber Framing, the Resistance of Timber, and the Construction of Floors, Arches, Bridges, Roofs, Uniting Iron and Stone with Timber, &c. To which is added an Essay on the Nature and Properties of Timber, &c., with Descriptions of the kinds of Wood used in Building; also numerous Tables of the Scantlings of Timber for different purposes, the Specific Gravities of Materials, &c. By THOMAS TREGOLD, C.E. With an Appendix of Specimens of Various Roofs of Iron and Stone, Illustrated. Seventh Edition, thoroughly revised and considerably enlarged by E. WYNDHAM TARN, M.A., Author of "The Science of Building," &c. With 61 Plates, Portrait of the Author, and several Woodcuts. In One large Vol., 4to, price £1 5s. cloth.

"Ought to be in every architect's and every builder's library."—*Builder*.

"A work whose monumental excellence must commend it wherever skilful carpentry is concerned. The author's principles are rather confirmed than impaired by time. The additional plates are of great intrinsic value."—*Building News*.

Woodworking Machinery.

WOODWORKING MACHINERY: Its Rise, Progress, and Construction. With Hints on the Management of Saw Mills and the Economical Conversion of Timber. Illustrated with Examples of Recent Designs by leading English, French, and American Engineers. By M. POWIS BALE, A.M.Inst.C.E., M.I.M.E. Second Edition, Revised, with large Additions. Large crown 8vo, 440 pp., 9s. cloth. [Just published.]

"Mr. Bale is evidently an expert on the subject and he has collected so much information that the book is all-sufficient for builders and others engaged in the conversion of timber."—*Architect*.

"The most comprehensive compendium of wood-working machinery we have seen. The author is a thorough master of his subject."—*Building News*.

Saw Mills.

SAW MILLS: Their Arrangement and Management, and the Economical Conversion of Timber. (A Companion Volume to "Woodworking Machinery.") By M. POWIS BALE. Crown 8vo, 10s. 6d. cloth.

"The administration of a large sawing establishment is discussed, and the subject examined from a financial standpoint. Hence the size, shape, order, and disposition of saw-mills and the like are gone into in detail, and the course of the timber is traced from its reception to its delivery in its converted state. We could not desire a more complete or practical treatise."—*Builder*.

Nicholson's Carpentry.

THE CARPENTER'S NEW GUIDE; or, Book of Lines for Carpenters; comprising all the Elementary Principles essential for acquiring a knowledge of Carpentry. Founded on the late PETER NICHOLSON'S Standard Work. New Edition, Revised by A. ASHPITEL, F.S.A. With Practical Rules on Drawing, by G. PYNK. With 74 Plates, 4to, £1 1s. cloth.

Handrailing and Stairbuilding.

A PRACTICAL TREATISE ON HANDRAILING: Showing New and Simple Methods for Finding the Pitch of the Plank, Drawing the Moulds, Bevelling, Jointing-up, and Squaring the Wreath. By GEORGE COLLINGS. Second Edition, Revised and Enlarged, to which is added A TREATISE ON STAIRBUILDING. 12mo, 2s. 6d. cloth limp.

"Will be found of practical utility in the execution of this difficult branch of joinery."—*Builder*.

"Almost every difficult phase of this somewhat intricate branch of joinery is elucidated by the aid of plates and explanatory letterpress."—*Furniture Gazette*.

Circular Work.

CIRCULAR WORK IN CARPENTRY AND JOINERY: A Practical Treatise on Circular Work of Single and Double Curvature. By GEORGE COLLINGS. With Diagrams. Second Edit. 12mo, 2s. 6d. cloth limp.

"An excellent example of what a book of this kind should be. Cheap in price, clear in definition and practical in the examples selected."—*Builder*.

Handrailing.

HANDRAILING COMPLETE IN EIGHT LESSONS. On the Square-Cut System. By J. S. GOLDTHORP, Teacher of Geometry and Building Construction at the Halifax Mechanic's Institute. With Eight Plates and over 150 Practical Exercises. 4to, 3s. 6d. cloth.

"Likely to be of considerable value to joiners and others who take a pride in good work. We heartily commend it to teachers and students."—*Timber Trades Journal*.

Timber Merchant's Companion.

THE TIMBER MERCHANT'S AND BUILDER'S COMPANION. Containing New and Copious Tables of the Reduced Weight and Measurement of Deals and Battens, of all sizes, from One to a Thousand Pieces, and the relative Price that each size bears per Lineal Foot to any given Price per Petersburg Standard Hundred; the Price per Cube Foot of Square Timber to any given Price per Load of 50 Feet; the proportionate Value of Deals and Battens by the Standard, to Square Timber by the Load of 50 Feet; the readiest mode of ascertaining the Price of Scantling per Lineal Foot of any size, to any given Figure per Cube Foot, &c. &c. By WILLIAM DOWSING. Fourth Edition, Revised and Corrected. Cr. 8vo, 3s. cl.

"Everything is as concise and clear as it can possibly be made. There can be no doubt that every timber merchant and builder ought to possess it."—*Hull Advertiser*.

"We are glad to see a fourth edition of these admirable tables, which for correctness and simplicity of arrangement leave nothing to be desired."—*Timber Trades Journal*.

Practical Timber Merchant.

THE PRACTICAL TIMBER MERCHANT. Being a Guide for the use of Building Contractors, Surveyors, Builders, &c., comprising useful Tables for all purposes connected with the Timber Trade, Marks of Wood, Essay on the Strength of Timber, Remarks on the Growth of Timber, &c. By W. RICHARDSON. Second Edition. Fcap. 8vo, 3s. 6d. cloth.

"This handy manual contains much valuable information for the use of timber merchants, builders, foresters, and all others connected with the growth, sale, and manufacture of timber."—*Journal of Forestry*.

Packing-Case Makers, Tables for.

PACKING-CASE TABLES; showing the number of Superficial Feet in Boxes or Packing-Cases, from six inches square and upwards, By W. RICHARDSON, Timber Broker. Third Edition. Oblong 4to, 3s. 6d. cl.

"Invaluable labour-saving tables."—*Ironmonger*.

"Will save much labour and calculation."—*Grocer*.

Superficial Measurement.

THE TRADESMAN'S GUIDE TO SUPERFICIAL MEASUREMENT. Tables calculated from 1 to 200 inches in length, by 1 to 108 inches in breadth. For the use of Architects, Surveyors, Engineers, Timber Merchants, Builders, &c. By JAMES HAWKINGS. Fourth Edition. Fcap., 3s. 6d. cloth.

"A useful collection of tables to facilitate rapid calculation of surfaces. The exact area of any surface of which the limits have been ascertained can be instantly determined. The book will be found of the greatest utility to all engaged in building operations."—*Scotsman*.

"These tables will be found of great assistance to all who require to make calculations in superficial measurement."—*English Mechanic*.

Forestry.

THE ELEMENTS OF FORESTRY. Designed to afford Information concerning the Planting and Care of Forest Trees for Ornament or Profit, with Suggestions upon the Creation and Care of Woodlands. By F. B. HOUGH. Large crown 8vo, 10s. cloth.

Timber Importer's Guide.

THE TIMBER IMPORTER'S, TIMBER MERCHANT'S, AND BUILDER'S STANDARD GUIDE. By RICHARD E. GRANDY. Comprising an Analysis of Deal Standards, Home and Foreign, with Comparative Values and Tabular Arrangements for fixing Net Landed Cost on Baltic and North American Deals, including all intermediate Expenses, Freight, Insurance, &c. &c. Together with copious Information for the Retailer and Builder. Third Edition, Revised. 12mo, 2s. cloth limp.

"Everything it pretends to be: built up gradually, it leads one from a forest to a treenail, and throws in, as a makeweight, a host of material concerning bricks, columns, cisterns, &c."—*English Mechanic*.

DECORATIVE ARTS, etc.

Woods and Marbles (Imitation of).

SCHOOL OF PAINTING FOR THE IMITATION OF WOODS AND MARBLES, as Taught and Practised by A. R. VAN DER BURG and P. VAN DER BURG, Directors of the Rotterdam Painting Institution. Royal folio, 18½ by 12½ in., Illustrated with 24 full-size Coloured Plates; also 12 plain Plates, comprising 154 Figures. Second and Cheaper Edition. Price £1 11s. 6d.

List of Plates.

1. Various Tools required for Wood Painting—2, 3. Walnut: Preliminary Stages of Graining and Finished Specimen—4. Tools used for Marble Painting and Method of Manipulation—5. St. Remi Marble: Earlier Operations and Finished Specimen—6. Methods of Sketching different Grains, Knots, &c.—7. Ash: Preliminary Stages and Finished Specimen—8. Breche Marble: Preliminary Stages of Working and Finished Specimen—9. Maple: Methods of Producing the different Grains—10, 11. Bird's-eye Maple: Preliminary Stages and Finished Specimen—12. Methods of Sketching the different Species of White Marble—13, 14. White Marble: Preliminary Stages of Process and

Finished Specimen—15. Mahogany: Specimens of various Grains and Methods of Manipulation—16, 17. Mahogany: Earlier Stages and Finished Specimen—18, 19, 20. Sienna Marble: Varieties of Grain, Preliminary Stages and Finished Specimen—21, 22, 23, 24. Juniper Wood: Methods of producing Grain, &c.: Preliminary Stages and Finished Specimen—25, 26, 27. Vert de Mer Marble: Varieties of Grain and Methods of Working Unfinished and Finished Specimens—28, 29, 30. Oak: Varieties of Grain, Tools Employed, and Methods of Manipulation, Preliminary Stages and Finished Specimen—31, 32, 33. Waulsort Marble: Varieties of Grain, Unfinished and Finished Specimens.

"Those who desire to attain skill in the art of painting woods and marbles will find advantage consulting this book. . . . Some of the Working Men's Clubs should give their young men the opportunity to study it."—*Builder*.

"A comprehensive guide to the art. The explanations of the processes, the manipulation and management of the colours, and the beautifully executed plates will not be the least valuable to the student who aims at making his work a faithful transcript of nature."—*Building News*.

Wall Paper.

WALL PAPER DECORATION. By ARTHUR SEYMOUR JENNINGS, Author of "Practical Paper Hanging." With numerous Illustrations. Demy 8vo [In preparation.]

House Decoration.

ELEMENTARY DECORATION. A Guide to the Simpler Forms of Everyday Art. Together with **PRACTICAL HOUSE DECORATION.** By JAMES W. FACEY. With numerous Illustrations. In One Vol., 5s. strongly half-bound

House Painting, Graining, etc.

HOUSE PAINTING, GRAINING, MARBLING, AND SIGN WRITING, A Practical Manual of. By ELLIS A. DAVIDSON. Sixth Edition With Coloured Plates and Wood Engravings. 12mo, 6s. cloth boards.

"A mass of information, of use to the amateur and of value to the practical man."—*English Mechanic*

Decorators, Receipts for.

THE DECORATOR'S ASSISTANT: A Modern Guide to Decorative Artists and Amateurs, Painters, Writers, Gilders, &c. Containing upwards of 600 Receipts, Rules and Instructions; with a variety of Information for General Work connected with every Class of Interior and Exterior Decorations, &c. Sixth Edition. 152 pp., crown 8vo, 1s. in wrapper

"Full of receipts of value to decorators, painters, gilders, &c. The book contains the gist of larger treatises on colour and technical processes. It would be difficult to meet with a work so full of varied information on the painter's art."—*Building News*.

Moyr Smith on Interior Decoration.

ORNAMENTAL INTERIORS, ANCIENT AND MODERN. By J. MOYR SMITH. Super-royal 8vo, with 32 full-page Plates and numerous smaller Illustrations, handsomely bound in cloth, gilt top, price 18s.

"The book is well illustrated and handsomely got up, and contains some true criticism and good many good examples of decorative treatment."—*The Builder*.

British and Foreign Marbles.

MARBLE DECORATION and the Terminology of British and Foreign Marbles. A Handbook for Students. By GEORGE H. BLAGROVE, Author of "Shoring and its Application," &c. With 28 Illustrations. Crown 8vo, 3s. 6d. cloth.

"This most useful and much wanted handbook should be in the hands of every architect and builder."—*Building World*.

"A carefully and usefully written treatise; the work is essentially practical."—*Scotsman*

Marble Working, etc.

MARBLE AND MARBLE WORKERS: A Handbook for Architects, Artists, Masons, and Students. By ARTHUR LEE, Author of "A Visit to Carrara," "The Working of Marble," &c. Small crown 8vo, 2s. cloth.

"A really valuable addition to the technical literature of architects and masons."—*Building News*.

DELAMOTTE'S WORKS ON ILLUMINATION AND ALPHABETS.

A PRIMER OF THE ART OF ILLUMINATION, for the Use of Beginners: with a Rudimentary Treatise on the Art, Practical Directions for its Exercise, and Examples taken from Illuminated MSS., printed in Gold and Colours. By F. DELAMOTTE. New and Cheaper Edition. Small 4to, 6s. ornamental boards.

"The examples of ancient MSS. recommended to the student, which, with much good sense, the author chooses from collections accessible to all, are selected with judgment and knowledge, as well as taste."—*Athenæum*.

ORNAMENTAL ALPHABETS, Ancient and Mediæval, from the Eighth Century, with Numerals; including Gothic, Church-Text, large and small, German, Italian, Arabesque, Initials for Illumination, Monograms, Crosses, &c. &c., for the use of Architectural and Engineering Draughtsmen, Missal Painters, Masons, Decorative Painters, Lithographers, Engravers, Carvers, &c. &c. Collected and Engraved by F. DELAMOTTE, and printed in Colours. New and Cheaper Edition. Royal 8vo, oblong, 2s. 6d. ornamental boards.

"For those who insert enamelled sentences round gilded chalices, who blazon shop legends over shop-doors, who letter church walls with pithy sentences from the Decalogue, this book will be useful."—*Athenæum*.

EXAMPLES OF MODERN ALPHABETS, Plain and Ornamental; including German, Old English, Saxon, Italic, Perspective, Greek, Hebrew, Court Hand, Engrossing, Tuscan, Riband, Gothic, Rustic, and Arabesque; with several Original Designs, and an Analysis of the Roman and Old English Alphabets, large and small, and Numerals, for the use of Draughtsmen, Surveyors, Masons, Decorative Painters, Lithographers, Engravers, Carvers, &c. Collected and Engraved by F. DELAMOTTE, and printed in Colours. New and Cheaper Edition. Royal 8vo, oblong, 2s. 6d. ornamental boards.

"There is comprised in it every possible shape into which the letters of the alphabet and numerals can be formed, and the talent which has been expended in the conception of the various plain and ornamental letters is wonderful."—*Standard*.

MEDIÆVAL ALPHABETS AND INITIALS FOR ILLUMINATORS. By F. G. DELAMOTTE. Containing 21 Plates and Illuminated Title, printed in Gold and Colours. With an Introduction by J. WILLIS BROOKS. Fourth and Cheaper Edition. Small 4to, 4s. ornamental boards.

"A volume in which the letters of the alphabet come forth glorified in gilding and all the colours of the prism interwoven and intertwined and intermingled."—*Sun*.

THE EMBROIDERER'S BOOK OF DESIGN. Containing Initials, Emblems, Cyphers, Monograms, Ornamental Borders, Ecclesiastical Devices, Mediæval and Modern Alphabets, and National Emblems. Collected by F. DELAMOTTE, and printed in Colours. Oblong royal 8vo, 1s. 6d. ornamental wrapper.

"The book will be of great assistance to ladies and young children who are endowed with the art of plying the needle in this most ornamental and useful pretty work."—*East Anglian Times*.

Wood Carving.

INSTRUCTIONS IN WOOD-CARVING, for Amateurs; with Hints on Design. By A LADY. With Ten Plates. New and Cheaper Edition. Crown 8vo, 2s. in emblematic wrapper.

"The handicraft of the wood-carver, so well as a book can impart it, may be learnt from 'A Lady's' publication."—*Athenæum*.

NATURAL SCIENCE, etc.

The Heavens and their Origin.

THE VISIBLE UNIVERSE: Chapters on the Origin and Construction of the Heavens. By J. E. GORE, F.R.A.S. Illustrated by 6 Stellar Photographs and 12 Plates. 8vo, 16s. cloth.

"A valuable and lucid summary of recent astronomical theory, rendered more valuable and attractive by a series of stellar photographs and other illustrations."—*The Times*.

"In presenting a clear and concise account of the present state of our knowledge, Mr. Gore has made a valuable addition to the literature of the subject."—*Nature*.

"As interesting as a novel, and instructive withal; the text being made still more luminous by stellar photographs and other illustrations. . . . A most valuable book."—*Manchester Examiner*

"One of the finest works on astronomical science that has recently appeared in our language."
Leeds Mercury.

The Constellations.

STAR GROUPS: A Student's Guide to the Constellations. By J. ELLARD GORE, F.R.A.S., M.R.I.A., &c., Author of "The Visible Universe," "The Scenery of the Heavens." With 30 Maps. Small 4to, 5s. cloth, silvered.

"A knowledge of the principal constellations visible in our latitudes may be easily acquired from the thirty maps and accompanying text contained in this work."—*Nature*.

"The volume contains thirty maps showing stars of the sixth magnitude—the usual naked-eye limit—and each is accompanied by a brief commentary, adapted to facilitate recognition and bring to notice objects of special interest. For the purpose of a preliminary survey of the 'midnight pomp' of the heavens, nothing could be better than a set of delineations averaging scarcely twenty square inches in area, and including nothing that cannot at once be identified."—*Saturday Review*.

"A very compact and handy guide to the constellations."—*Athenæum*.

Astronomical Terms.

AN ASTRONOMICAL GLOSSARY; or, Dictionary of Terms used in Astronomy. With Tables of Data and Lists of Remarkable and Interesting Celestial Objects. By J. ELLARD GORE, F.R.A.S., Author of "The Visible Universe," &c. Small crown 8vo, 2s. 6d. cloth.

"A very useful little work for beginners in astronomy, and not to be despised by more advanced students."—*The Times*.

"Astronomers of all kinds will be glad to have it for reference."—*Guardian*.

The Microscope.

THE MICROSCOPE: Its Construction and Management, including Technique, Photo-micrography, and the Past and Future of the Microscope. By Dr. HENRI VAN HEURCK. Re-Edited and Augmented from the Fourth French Edition, and Translated by WYNNE E. BAXTER, F.G.S. 400 pages, with upwards of 250 Woodcuts. Imp. 8vo, 18s. cloth.

"A translation of a well-known work, at once popular and comprehensive."—*Times*.

"The translation is as felicitous as it is accurate."—*Nature*.

The Microscope.

PHOTO-MICROGRAPHY. By Dr. H. VAN HEURCK. Extracted from the above Work. Royal 8vo, with Illustrations, 1s. sewed.

Astronomy.

ASTRONOMY. By the late Rev. ROBERT MAIN, F.R.S. Third Edition, Revised, by WM. T. LYNN, B.A., F.R.A.S., 12mo, 2s. cloth.

"A sound and simple treatise, and a capital book for beginners."—*Knowledge*.

Recent and Fossil Shells.

A MANUAL OF THE MOLLUSCA: Being a Treatise on Recent and Fossil Shells. By S. P. WOODWARD, A.L.S., F.G.S. With an Appendix on Recent and Fossil Conchological Discoveries, by RALPH TATE, A.L.S., F.G.S. With 23 Plates and upwards of 300 Woodcuts. Reprint of Fourth Edition, 1880. Crown 8vo, 7s. 6d. cloth.

"A most valuable storehouse of conchological and geological information."—*Science Gossip*.

Geology and Genesis.

THE TWIN RECORDS OF CREATION; or, *Geology and Genesis: their Perfect Harmony and Wonderful Concord.* By GEORGE W. VICTOR LE VAUX. Fcap. 8vo, 5s. cloth.

"A valuable contribution to the evidences of Revelation, and disposes very conclusively of the arguments of those who would set God's Works against God's Word. No real difficulty is shirked and no sophistry is left unexposed."—*The Rock*.

Geology.

RUDIMENTARY TREATISE ON GEOLOGY, PHYSICAL AND HISTORICAL. With especial reference to the British series of Rocks. By R. TATE, F.G.S. With 250 Illustrations. 12mo, 5s. cloth boards

DR. LARDNER'S COURSE OF NATURAL PHILOSOPHY.

HANDBOOK OF MECHANICS. Re-written and Enlarged by B. LOEWY, F.R.A.S. Post 8vo, 6s. cloth.

"Mr. Loewy has carefully revised the book, and brought it up to modern requirements."—*Nature*.

HANDBOOK OF HYDROSTATICS & PNEUMATICS. Enlarged by B. LOEWY, F.R.A.S. Post 8vo, 5s. cloth.

"For those 'who desire to attain an accurate knowledge of physical science without the profound methods of mathematical investigation,' this work is well adapted."—*Chemical News*.

HANDBOOK OF HEAT. Edited and almost entirely Re-written by BENJAMIN LOEWY, F.R.A.S., &c. Post 8vo, 6s. cloth.

"The style is always clear and precise, and conveys instruction without leaving any cloudiness or lurking doubts behind."—*Engineering*.

HANDBOOK OF OPTICS. By Dr. LARDNER. Edited by T. O. HARDING, B.A. Post 8vo, 5s. cloth.

"Written by an able scientific writer and beautifully illustrated."—*Mechanic's Magazine*.

HANDBOOK OF ELECTRICITY AND MAGNETISM. By Dr. LARDNER. Edited by G. C. FOSTER, B.A. Post 8vo, 5s. cloth.

"The book could not have been entrusted to anyone better calculated to preserve the terse and lucid style of Lardner."—*Popular Science Review*.

HANDBOOK OF ASTRONOMY. By Dr. LARDNER. Fourth Edition by E. DUNKIN, F.R.A.S. Post 8vo, 9s. 6d. cloth.

"Probably no other book contains the same amount of information in so compendious and well-arranged a form—certainly none at the price at which this is offered to the public."—*Athenæum*.

"We can do no other than pronounce this work a most valuable manual of astronomy, and we strongly recommend it to all who wish to acquire a general—but at the same time correct—acquaintance with this sublime science."—*Quarterly Journal of Science*.

DR. LARDNER'S MUSEUM OF SCIENCE AND ART.

THE MUSEUM OF SCIENCE AND ART. Edited by Dr. LARDNER. With upwards of 1,200 Engravings on Wood. In 6 Double Volumes, £1 1s. in a new and elegant cloth binding; or handsomely bound in half-morocco, 31s. 6d.

"A cheap and interesting publication, alike informing and attractive. The papers combine subjects of importance and great scientific knowledge, considerable inductive powers, and a popular style of treatment."—*Spectator*.

The 'Museum of Science and Art' is the most valuable contribution that has ever been made to the Scientific Instruction of every class of society."—Sir DAVID BREWSTER, in the *North British Review*.

* * * Separate books formed from the above, fully Illustrated, suitable for Workmen's Libraries, Science Classes, etc.

Common Things Explained. 5s.

The Microscope. 2s. cloth.

Popular Geology. 2s. 6d. cloth.

Popular Physics. 2s. 6d. cloth.

Steam and its Uses. 2s. cloth.

Popular Astronomy. 4s. 6d. cloth.

The Bee and White Ants. 2s. cloth.

The Electric Telegraph. 1s.

Dr. Lardner's School Handbooks.

NATURAL PHILOSOPHY FOR SCHOOLS. Fcap. 8vo, 3s. 6d.

"A very convenient class-book for junior students in private schools."—*British Quarterly Review*.

ANIMAL PHYSIOLOGY FOR SCHOOLS. Fcap. 8vo, 3s. 6d.

"Clearly written, well arranged, and excellently illustrated."—*Gardener's Chronicle*.

THE ELECTRIC TELEGRAPH. By Dr. LARDNER. Revised by E. B. BRIGHT, F.R.A.S. Fcap. 8vo, 2s. 6d. cloth.

"One of the most readable books extant on the Electric Telegraph."—*English Mechanic*.

CHEMICAL MANUFACTURES, CHEMISTRY.***Chemistry for Engineers, etc.***

ENGINEERING CHEMISTRY: A Practical Treatise for the Use of Analytical Chemists, Engineers, Iron Masters, Iron Founders, Students, and others. Comprising Methods of Analysis and Valuation of the Principal Materials used in Engineering Work, with numerous Analyses, Examples, and Suggestions. By H. JOSHUA PHILLIPS, F.I.C., F.C.S. formerly Analytical and Consulting Chemist to the Great Eastern Railway. Second Edition, Revised and Enlarged. Crown 8vo, 400 pp., with Illustrations, 10s. 6d. cloth. [Just published.]

"In this work the author has rendered no small service to a numerous body of practical men. . . . The analytical methods may be pronounced most satisfactory, being as accurate as the despatch required of engineering chemists permits."—*Chemical News*.

"The book will be very useful to those who require a handy and concise resume of approved methods of analysing and valuing metals, oils, fuels, &c. It is, in fact, a work for chemists, a guide to the routine of the engineering laboratory. . . . The book is full of good things. As a hand-book of technical analysis, it is very welcome."—*Builder*.

"The analytical methods given are, as a whole, such as are likely to give rapid and trustworthy results in experienced hands. There is much excellent descriptive matter in the work, the chapter on 'Oils and Lubrication' being specially noticeable in this respect."—*Engineer*.

Explosives and Dangerous Goods.

DANGEROUS GOODS: Their Sources and Properties, Modes of Storage, and Transport. With Notes and Comments on Accidents arising therefrom, together with the Government and Railway Classifications, Acts of Parliament, &c. A Guide for the use of Government and Railway Officials, Steamship Owners, Insurance Companies and Manufacturers and users of Explosives and Dangerous Goods. By H. JOSHUA PHILLIPS, F.I.C., F.C.S., Author of "Engineering Chemistry, &c." Crown 8vo, 350 pp., 9s. cloth. [Just ready.]

Alkali Trade, Manufacture of Sulphuric Acid, etc.

A MANUAL OF THE ALKALI TRADE, including the Manufacture of Sulphuric Acid, Sulphate of Soda, and Bleaching Powder. By JOHN LOMAS, Alkali Manufacturer, Newcastle-upon-Tyne and London. With 232 Illustrations and Working Drawings, and containing 390 pages of Text. Second Edition, with Additions. Super-royal 8vo, £1 10s. cloth.

"This book is written by a manufacturer for manufacturers. The working details of the most approved forms of apparatus are given, and these are accompanied by no less than 232 wood engravings, all of which may be used for the purposes of construction. Every step in the manufacture is very fully described in this manual, and each improvement explained."—*Athenæum*.

The Blowpipe.

THE BLOWPIPE IN CHEMISTRY, MINERALOGY, AND GEOLOGY. Containing all known Methods of Anhydrous Analysis, many Working Examples, and Instructions for Making Apparatus. By Lieut.-Colonel W. A. ROSS, R.A., F.G.S. With 120 Illustrations. Second Edition, Revised and Enlarged. Crown 8vo, 5s. cloth.

"The student who goes through the course of experimentation here laid down will gain a better insight into inorganic chemistry and mineralogy than if he had 'got up' any of the best text-books, and passed any number of examinations in their contents."—*Chemical News*.

Commercial Chemical Analysis.

THE COMMERCIAL HANDBOOK OF CHEMICAL ANALYSIS; or, Practical Instructions for the determination of the Intrinsic or Commercial Value of Substances used in Manufactures, in Trades, and in the Arts. By A. NORMANDY. New Edition, by H. M. NOAD, F.R.S. Crown 8vo, 12s. 6d. cloth.

"We strongly recommend this book to our readers as a guide, alike indispensable to the housewife as to the pharmaceutical practitioner."—*Medical Times*.

Dye-Wares and Colours.

THE MANUAL OF COLOURS AND DYE-WARES: Their Properties, Applications, Valuations, Impurities, and Sophistications. For the use of Dyers, Printers, Drysalts, Brokers, &c. By J. W. SLATER. Second Edition, Revised and greatly Enlarged. Crown 8vo, 7s. 6d. cloth.

"A complete encyclopædia of the *materia tinctoria*. The information given respecting each article is full and precise, and the methods of determining their value are given with clearness, and are practical as well as valuable."—*Chemist and Druggist*.

Modern Brewing and Malting.

A HANDYBOOK FOR BREWERS: Being a Practical Guide to the Art of Brewing and Malting. Embracing the Conclusions of Modern Research which bear upon the Practice of Brewing. By HERBERT EDWARDS WRIGHT, M.A. Crown 8vo, 530 pp., 12s. 6d. cloth.

"May be consulted with advantage by the student who is preparing himself for examination tests, while the scientific brewer will find in it a *resumé* of all the most important discoveries of modern times. The work is written throughout in a clear and concise manner, and the author takes great care to discriminate between vague theories and well-established facts."—*Brewers' Journal*.

"We have great pleasure in recommending this handybook, and have no hesitation in saying that it is one of the best—if not the best—which has yet been written on the subject of beer-brewing in this country, and it should have a place on the shelves of every brewer's library."—*The Brewer's Guardian*.

"Although the requirements of the student are primarily considered, an acquaintance of half-an-hour's duration cannot fail to impress the practical brewer with the sense of having found a trustworthy guide and practical counsellor in brewery matters."—*Chemical Trade Journal*.

Analysis and Valuation of Fuels.

FUELS: SOLID, LIQUID, AND GASEOUS, Their Analysis and Valuation. For the Use of Chemists and Engineers. By H. J. PHILLIPS, F.C.S., formerly Analytical and Consulting Chemist to the Great Eastern Railway. Second Edition, Revised and Enlarged. Crown 8vo, 5s. cloth.

"Ought to have its place in the laboratory of every metallurgical establishment, and wherever fuel is used on a large scale."—*Chemical News*.

"Cannot fail to be of wide interest, especially at the present time."—*Railway News*.

Pigments.

THE ARTIST'S MANUAL OF PIGMENTS. Showing their Composition, Conditions of Permanency, Non-Permanency, and Adulterations; Effects in Combination with Each Other and with Vehicles; and the most Reliable Tests of Purity Together with the Science and Art Department's Examination Questions on Painting. By H. C. STANDAGE. Second Edition. Crown 8vo, 2s. 6d. cloth.

"This work is indeed *multum-in-parvo*, and we can, with good conscience, recommend it to all who come in contact with pigments, whether as makers, dealers or users."—*Chemical Review*.

Gauging. Tables and Rules for Revenue Officers, Brewers, etc.

A POCKET BOOK OF MENSURATION AND GAUGING: Containing Tables, Rules and Memoranda for Revenue Officers, Brewers, Spirit Merchants, &c. By J. B. MANT (Inland Revenue). Second Edition, Revised. 18mo, 4s. leather.

"This handy and useful book is adapted to the requirements of the Inland Revenue Department, and will be a favourite book of reference."—*Civilian*.

"Should be in the hands of every practical brewer."—*Brewers' Journal*.

INDUSTRIAL ARTS, TRADES, AND MANUFACTURES.

Cotton Spinning.

COTTON MANUFACTURE: A Manual of Practical Instruction in the Processes of Opening, Carding, Combing, Drawing, Doubling and Spinning of Cotton, the Methods of Dyeing, &c. For the Use of Operatives, Overlookers and Manufacturers. By JOHN LISTER, Technical Instructor, Pendleton. 8vo, 7s. 6d. cloth. [Just published.]

"This invaluable volume is a distinct advance in the literature of cotton manufacture."—*Machinery*.

"It is thoroughly reliable, fulfilling nearly all the requirements desired."—*Glasgow Herald*.

Flour Manufacture, Milling, etc.

FLOUR MANUFACTURE: A Treatise on Milling Science and Practice. By FRIEDRICH KICK, Imperial Regierungsrath, Professor of Mechanical Technology in the Imperial German Polytechnic Institute, Prague. Translated from the Second Enlarged and Revised Edition with Supplement. By H. H. P. POWLES, A.-M.Inst.C.E. Nearly 400 pp. Illustrated with 28 Folding Plates, and 167 Woodcuts. Royal 8vo, 25s. cloth.

"This valuable work is, and will remain, the standard authority on the science of milling. . . . The miller who has read and digested this work will have laid the foundation, so to speak, of a successful career; he will have acquired a number of general principles which he can proceed to apply. In this handsome volume we at last have the accepted text-book of modern milling in good, sound English, which has little, if any, trace of the German idiom."—*The Miller*.

"The appearance of this celebrated work in English is very opportune, and British millers will, we are sure, not be slow in availing themselves of its pages."—*Millers' Gazette*.

Agglutinants.

CEMENTS, PASTES, GLUES AND GUMS: A Practical Guide to the Manufacture and Application of the various Agglutinants required in the Building, Metal-Working, Wood-Working and Leather-Working Trades, and for Workshop, Laboratory or Office Use. With upwards of 900 Recipes and Formulæ. By H. C. STANDAGE, Chemist. Crown 8vo, 2s. 6d. cloth. [Just published.

"We have pleasure in speaking favourably of this volume. So far as we have had experience, which is not inconsiderable, this manual is trustworthy."—*Athenæum*.

"As a revelation of what are considered trade secrets, this book will arouse an amount of curiosity among the large number of industries it touches."—*Daily Chronicle*.

"In this goodly collection of receipts it would be strange if a cement for any purpose cannot be found."—*Oil and Colourman's Journal*.

Soap-making.

THE ART OF SOAP-MAKING: A Practical Handbook of the Manufacture of Hard and Soft Soaps, Toilet Soaps, etc. Including many New Processes, and a Chapter on the Recovery of Glycerine from Waste Leys. By ALEXANDER WATT. Fourth Edition, Enlarged. Crown 8vo, 7s. 6d. cloth.

"The work will prove very useful, not merely to the technological student, but to the practical soap-boiler who wishes to understand the theory of his art."—*Chemical News*.

"A thoroughly practical treatise on an art which has almost no literature in our language. We congratulate the author on the success of his endeavour to fill a void in English technical literature."—*Nature*.

Paper Making.

PRACTICAL PAPER-MAKING: A Manual for Paper-makers and Owners and Managers of Paper-Mills. With Tables, Calculations, &c. By G. CLAPPERTON, Paper-maker. With Illustrations of Fibres from Micro-Photographs. Crown 8vo, 5s. cloth. [Just published.

"The author caters for the requirements of responsible mill hands, apprentices, &c., whilst his manual will be found of great service to students of technology, as well as to veteran paper makers and mill owners. The illustrations form an excellent feature."—*Paper Trade Review*.

"We recommend everybody interested in the trade to get a copy of this thoroughly practical book."—*Paper Making*.

Paper Making.

THE ART OF PAPER MAKING: A Practical Handbook of the Manufacture of Paper from Rags, Esparto, Straw, and other Fibrous Materials, Including the Manufacture of Pulp from Wood Fibre, with a Description of the Machinery and Appliances used. To which are added Details of Processes for Recovering Soda from Waste Liquors. By ALEXANDER WATT, Author of "The Art of Soap-Making" With Illusts. Crown 8vo, 7s. 6d. cloth.

"It may be regarded as the standard work on the subject. The book is full of valuable information. The 'Art of Paper-making,' is in every respect a model of a text-book, either for a technical class or for the private student."—*Paper and Printing Trades Journal*.

Leather Manufacture.

THE ART OF LEATHER MANUFACTURE. Being a Practical Handbook, in which the Operations of Tanning, Currying, and Leather Dressing are fully Described, and the Principles of Tanning Explained, and many Recent Processes Introduced; as also the Methods for the Estimation of Tannin, and a Description of the Arts of Glue Boiling, Gut Dressing, &c. By ALEXANDER WATT, Author of "Soap-Making," &c. Second Edition. Crown 8vo, 9s. cloth.

"A sound, comprehensive treatise on tanning and its accessories. It is an eminently valuable production, which redounds to the credit of both author and publishers."—*Chemical Review*.

Boot and Shoe Making.

THE ART OF BOOT AND SHOE-MAKING. A Practical Handbook, including Measurement, Last-Fitting, Cutting-Out, Closing, and Making, with a Description of the most approved Machinery employed. By JOHN B. LENO, late Editor of *St. Crispin*, and *The Boot and Shoe-Maker*. 12mo, 2s. cloth limp.

"This excellent treatise is by far the best work ever written. The chapter on clicking, which shows how waste may be prevented, will save fifty times the price of the book."

Scottish Leather Trader.

Wood Engraving.

WOOD ENGRAVING: A Practical and Easy Introduction to the Study of the Art. By WILLIAM NORMAN BROWN. Second Edition. With numerous Illustrations. 12mo, 1s. 6d. cloth limp.

"The book is clear and complete, and will be useful to anyone wanting to understand the first elements of the beautiful art of wood engraving."—*Graphic*.

Watch Adjusting.

THE WATCH ADJUSTER'S MANUAL: A Practical Guide for the Watch and Chronometer Adjuster in Making, Springing, Timing and Adjusting for Isochronism, Positions and Temperatures. By C. E. FRITTS. 370 pages, with Illustrations, 8vo, 16s. cloth. [Just published.]

Horology.

A TREATISE ON MODERN HOROLOGY, in Theory and Practice. Translated from the French of CLAUDIUS SAUNIER, ex-Director of the School of Horology at Maçon, by JULIEN TRIPPLIN, F.R.A.S., Besançon Watch Manufacturer, and EDWARD RIGG, M.A., Assayer in the Royal Mint. With 78 Woodcuts and 22 Coloured Copper Plates. Second Edition. Super-royal 8vo, £2 2s. cloth; £2 10s. half-calf.

"There is no horological work in the English language at all to be compared to this production of M. Saunier's for clearness and completeness. It is alike good as a guide for the student and as a reference for the experienced horologist and skilled workman."—*Horological Journal*.

"The latest, the most complete, and the most reliable of those literary productions to which continental watchmakers are indebted for the mechanical superiority over their English brethren—in fact, the Book of Books, is M. Saunier's 'Treatise.'"—*Watchmaker, Jeweller and Silversmith*.

Watchmaking.

THE WATCHMAKER'S HANDBOOK. Intended as a Workshop Companion for those engaged in Watchmaking and the Allied Mechanical Arts. Translated from the French of CLAUDIUS SAUNIER, and considerably enlarged by JULIEN TRIPPLIN, F.R.A.S., Vice-President of the Horological Institute, and EDWARD RIGG, M.A., Assayer in the Royal Mint. With numerous Woodcuts and 14 Copper Plates. Third Edition. Crown 8vo, 9s. cloth.

"Each part is truly a treatise in itself. The arrangement is good and the language is clear and concise. It is an admirable guide for the young watchmaker."—*Engineering*.

"It is impossible to speak too highly of its excellence. It fulfils every requirement in a handbook intended for the use of a workman. Should be found in every workshop."—*Watch and Clockmaker*.

"This book contains an immense number of practical details bearing on the daily occupation of a watchmaker."—*Watchmaker and Metalworker* (Chicago).

Watches and Timekeepers.

A HISTORY OF WATCHES AND OTHER TIMEKEEPERS.

By JAMES F. KENDAL, M.B.H.Inst. 1s. 6d. boards; or 2s. 6d. cloth gilt.

"Mr. Kendal's book, for its size, is the best which has yet appeared on this subject in the English language."—*Industries*.

"Open the book where you may, there is interesting matter in it concerning the ingenious devices of the ancient or modern horologer. The subject is treated in a liberal and entertaining spirit, as might be expected of a historian who is a master of the craft."—*Saturday Review*.

Electrolysis of Gold, Silver, Copper, etc.

ELECTRO-DEPOSITION: A Practical Treatise on the Electrolysis of Gold, Silver, Copper, Nickel, and other Metals and Alloys. With descriptions of Voltaic Batteries, Magneto and Dynamo-Electric Machines, Thermopiles, and of the Materials and Processes used in every Department of the Art, and several Chapters on Electro-Metallurgy. By ALEXANDER WATT, Author of "Electro-Metallurgy," &c. Third Edition, Revised. Crown 8vo, 9s. cloth.

"Eminently a book for the practical worker in electro-deposition. It contains practical descriptions of methods, processes and materials as actually pursued and used in the workshop."—*Engineer*.

Electro-Metallurgy.

ELECTRO-METALLURGY; Practically Treated. By ALEXANDER WATT, Author of "Electro-Deposition," &c. Tenth Edition, including the most recent Processes. 12mo, 4s. cloth boards.

"From this book both amateur and artisan may learn everything necessary for the successful prosecution of electroplating."—*Iron*.

Working in Gold.

THE JEWELLER'S ASSISTANT IN THE ART OF WORKING IN GOLD: A Practical Treatise for Masters and Workmen, Compiled from the Experience of Thirty Years' Workshop Practice. By GEORGE E. GEE, Author of "The Goldsmith's Handbook," &c. Cr. 8vo, 7s. 6d. cloth.

"This manual of technical education is apparently destined to be a valuable auxiliary to a handicraft which is certainly capable of great improvement."—*The Times*.

"Very useful in the workshop, as the knowledge is practical, having been acquired by long experience, and all the recipes and directions are guaranteed to be successful."—*Jeweller and Metalworker*.

Electroplating.

ELECTROPLATING: A Practical Handbook on the Deposition of Copper, Silver, Nickel, Gold, Aluminium, Brass, Platinum, &c. &c. With Descriptions of the Chemicals, Materials, Batteries, and Dynamo Machines used in the Art. By J. W. URQUHART, C.E., Author of "Electric Light," &c. Third Edition, with Additions. Crown 8vo, 5s. cloth.

"An excellent practical manual."—*Engineering*.

"An excellent work, giving the newest information."—*Horological Journal*.

Electrotyping.

ELECTROTYPING: *The Reproduction and Multiplication of Printing Surfaces and Works of Art by the Electro-deposition of Metals.* By J. W. URQUHART, C.E. Crown 8vo, 5s. cloth.

"The book is thoroughly practical. The reader is, therefore, conducted through the leading laws of electricity, then through the metals used by electrotypers, the apparatus, and the depositing processes, up to the final preparation of the work."—*Art Journal*.

Goldsmiths' Work.

THE GOLDSMITH'S HANDBOOK. By GEORGE E. GEE, Jeweller, &c. Third Edition, considerably Enlarged. 12mo, 3s. 6d. cl. bds.

"A good, sound educator, which will be accepted as an authority."—*Horological Journal*.

Silversmiths' Work.

THE SILVERSMITH'S HANDBOOK. By GEORGE E. GEE, Jeweller, &c. Second Edition, Revised. 12mo, 3s. 6d. cloth.

"The chief merit of the work is its practical character. . . . The workers in the trade will speedily discover its merits when they sit down to study it."—*English Mechanic*.

* * * The above two works together, strongly half-bound, price 7s.

Sheet Metal Working.

THE SHEET METAL WORKER'S INSTRUCTOR: For Zinc, Sheet Iron, Copper, and Tin Plate Workers. Containing Rules for describing the Patterns required in the Different Branches of the Trade. By R. H. WARN, Tin Plate Worker. With Thirty-two Plates. 8vo, 7s. 6d. cl.

Bread and Biscuit Baking.

THE BREAD AND BISCUIT BAKER'S AND SUGAR-BOILER'S ASSISTANT. Including a large variety of Modern Recipes. By ROBERT WELLS, Practical Baker. Crown 8vo, 2s. cloth.

"A large number of wrinkles for the ordinary cook, as well as the baker."—*Saturday Review*.

Confectionery for Hotels and Restaurants.

THE PASTRYCOOK AND CONFECTIONER'S GUIDE. For Hotels, Restaurants and the Trade in general, adapted also for Family Use. By ROBERT WELLS. Crown 8vo, 2s. cloth.

"We cannot speak too highly of this really excellent work. In these days of keen competition our readers cannot do better than purchase this book."—*Bakers' Times*.

Ornamental Confectionery.

ORNAMENTAL CONFECTIONERY: A Guide for Bakers, Confectioners and Pastrycooks; including a variety of Modern Recipes, and Remarks on Decorative and Coloured Work. With 129 Original Designs. By ROBERT WELLS. Crown 8vo, cloth gilt, 5s.

"A valuable work, practical, and should be in the hands of every baker and confectioner. The illustrative designs are alone worth treble the amount charged for the whole work."—*Bakers' Times*.

Flour Confectionery.

THE MODERN FLOUR CONFECTIONER. Wholesale and Retail. Containing a large Collection of Recipes for Cheap Cakes, Biscuits, &c. With Remarks on the Ingredients used in their Manufacture. By R. WELLS. Crown 8vo, 2s. cloth.

"The work is of a decidedly practical character, and in every recipe regard is had to economical working."—*North British Daily Mail*.

Laundry Work.

LAUNDRY MANAGEMENT. A Handbook for Use in Private and Public Laundries, Including Descriptive Accounts of Modern Machinery and Appliances for Laundry Work. By the EDITOR of "The Laundry Journal." Second Edition. Crown 8vo, 2s. 6d. cloth.

"This book should certainly occupy an honoured place on the shelves of all housekeepers who wish to keep themselves au courant of the newest appliances and methods."—*The Queen*.

HANDYBOOKS FOR HANDICRAFTS.

By PAUL N. HASLUCK,

EDITOR OF "WORK" (NEW SERIES); AUTHOR OF "LATHEWORK," "MILLING MACHINES," &c.

Crown 8vo, 144 pages, cloth, price 1s. each.

These HANDYBOOKS have been written to supply information for WORKMEN, STUDENTS, and AMATEURS in the several Handicrafts, on the actual PRACTICE of the WORKSHOP, and are intended to convey in plain language TECHNICAL KNOWLEDGE of the several CRAFTS. In describing the processes employed, and the manipulation of material, workshop terms are used; workshop practice is fully explained; and the text is freely illustrated with drawings of modern tools, appliances, and processes.

THE METAL TURNER'S HANDYBOOK. *A Practical Manual for Workers at the Foot-Lathe.* With over 100 Illustrations. Price 1s.

"The book will be of service alike to the amateur and the artisan turner. It displays thorough knowledge of the subject."—*Scotsman*.

THE WOOD TURNER'S HANDYBOOK. *A Practical Manual for Workers at the Lathe.* With over 100 Illustrations. Price 1s.

"We recommend the book to young turners and amateurs. A multitude of workmen have hitherto sought in vain for a manual of this special industry."—*Mechanical World*.

THE WATCH JOBBER'S HANDYBOOK. *A Practical Manual on Cleaning, Repairing, and Adjusting.* With upwards of 100 Illustrations. Price 1s.

"We strongly advise all young persons connected with the watch trade to acquire and study this inexpensive work."—*Clerkenwell Chronicle*.

THE PATTERN MAKER'S HANDYBOOK. *A Practical Manual on the Construction of Patterns for Founders.* With upwards of 100 Illustrations. Price 1s.

"A most valuable, if not indispensable, manual for the pattern maker."—*Knowledge*.

THE MECHANIC'S WORKSHOP HANDYBOOK. *A Practical Manual on Mechanical Manipulation.* Embracing Information on various Handicraft Processes, with Useful Notes and Miscellaneous Memoranda. Comprising about 200 Subjects. Price 1s.

"A very clever and useful book, which should be found in every workshop; and it should certainly find a place in all technical schools."—*Saturday Review*.

THE MODEL ENGINEER'S HANDYBOOK. *A Practical Manual on the Construction of Model Steam Engines.* With upwards of 100 illustrations. Price 1s.

"Mr. Hasluck has produced a very good little book."—*Builder*.

THE CLOCK JOBBER'S HANDYBOOK. *A Practical Manual on Cleaning, Repairing, and Adjusting.* With upwards of 100 Illustrations. Price 1s.

"It is of inestimable service to those commencing the trade."—*Coventry Standard*.

THE CABINET WORKER'S HANDYBOOK: *A Practical Manual on the Tools, Materials, Appliances, and Processes employed in Cabinet Work.* With upwards of 100 Illustrations. Price 1s.

"Mr. Hasluck's thoroughgoing little Handybook is amongst the most practical guides we have seen for beginners in cabinet-work."—*Saturday Review*.

THE WOODWORKER'S HANDYBOOK OF MANUAL INSTRUCTION. Embracing Information on the Tools, Materials, Appliances and Processes employed in Woodworking. With 104 Illustrations. Price 1s

[Just published.

THE METALWORKER'S HANDYBOOK. With upwards of 100 Illustrations. [In preparation.

* * * OPINIONS OF THE PRESS.

"Written by a man who knows, not only how work ought to be done, but how to do it, and how to convey his knowledge to others."—*Engineering*.

"Mr. Hasluck writes admirably, and gives complete instructions."—*Engineer*.

"Mr. Hasluck combines the experience of a practical teacher with the manipulative skill and scientific knowledge of processes of the trained mechanic, and the manuals are marvels of what can be produced at a popular price."—*Schoolmaster*.

"Helpful to workmen of all ages and degrees of experience."—*Daily Chronicle*.

"Practical, sensible, and remarkably cheap."—*Journal of Education*.

"Concise, clear and practical."—*Saturday Review*.

COMMERCE, COUNTING-HOUSE WORK, TABLES, etc.**Commercial French.**

A NEW BOOK OF COMMERCIAL FRENCH: Grammar—Vocabulary—Correspondence—Commercial Documents—Geography—Arithmetic—Lexicon. By P. CARROUÉ, Professor in the City High School J.—B. Say (Paris). Crown 8vo, 4s. 6d. cloth. [Just published]

Commercial Education.

LESSONS IN COMMERCE. By Professor R. GAMBARO, of the Royal High Commercial School at Genoa. Edited and Revised by JAMES GAULT, Professor of Commerce and Commercial Law in King's College, London. Second Edition, Revised. Crown 8vo, 3s. 6d. cloth. [Just published.]

"The publishers of this work have rendered considerable service to the cause of commercial education by the opportune production of this volume. . . . The work is peculiarly acceptable to English readers and an admirable addition to existing class-books. In a phrase, we think the work attains its object in furnishing a brief account of those laws and customs of British trade with which the commercial man interested therein should be familiar."—*Chamber of Commerce Journal*.

"An invaluable guide in the hands of those who are preparing for a commercial career."

Counting House.

Foreign Commercial Correspondence.

THE FOREIGN COMMERCIAL CORRESPONDENT: Being Aids to Commercial Correspondence in Five Languages—English, French, German, Italian, and Spanish. By CONRAD E. BAKER. Second Edition. Crown 8vo, 3s. 6d. cloth.

"Whoever wishes to correspond in all the languages mentioned by Mr. Baker cannot do better than study this work, the materials of which are excellent and conveniently arranged. They consist not of entire specimen letters but—what are far more useful—short passages, sentences, or phrases expressing the same general idea in various forms."—*Athenæum*.

"A careful examination has convinced us that it is unusually complete, well arranged, and reliable. The book is a thoroughly good one."—*Schoolmaster*.

Accounts for Manufacturers.

FACTORY ACCOUNTS: Their Principles and Practice. A Handbook for Accountants and Manufacturers, with Appendices on the Nomenclature of Machine Details; the Income Tax Acts; the Rating of Factories; Fire and Boiler Insurance; the Factory and Workshop Acts, &c., including also a Glossary of Terms and a large number of Specimen Rulings. By EMILE GARCKE and J. M. FELS. Fourth Edition, Revised and Enlarged. Demy 8vo, 250 pages, 6s. strongly bound.

"A very interesting description of the requirements of Factory Accounts. . . . the principle of assimilating the Factory Accounts to the general commercial books is one which we thoroughly agree with."—*Accountants' Journal*.

"Characterised by extreme thoroughness. There are few owners of factories who would not derive great benefit from the perusal of this most admirable work."—*Local Government Chronicle*.

Modern Metrical Units and Systems.

MODERN METROLOGY: A Manual of the Metrical Units and Systems of the Present Century. With an Appendix containing a proposed English System. By LOWIS D'A. JACKSON, A.M.Inst.C.E., Author of "Aid to Survey Practice," &c. Large crown 8vo, 12s. 6d. cloth.

"We recommend the work to all interested in the practical reform of our weights and measures."—*Nature*.

The Metric System and the British Standards.

A SERIES OF METRIC TABLES, in which the British Standard Measures and Weights are compared with those of the Metric System at present in Use on the Continent. By C. H. DOWLING, C.E. 8vo, 10s. 6d. strongly bound.

"Mr. Dowling's Tables are well put together as a ready-reckoner for the conversion of one system into the other."—*Athenæum*.

Iron Shipbuilders' and Merchants' Weight Tables.

IRON-PLATE WEIGHT TABLES: For Iron Shipbuilders, Engineers, and Iron Merchants. Containing the Calculated Weights of upwards of 150,000 different sizes of Iron Plates, from 1 foot by 6 in. by $\frac{1}{2}$ in. to 10 feet by 5 feet by 1 in. Worked out on the basis of 40 lbs. to the square foot of Iron of 1 inch in thickness. Carefully compiled and thoroughly Revised by H. BURLINSON and W. H. SIMPSON. Oblong 4to, 25s. half-bound.

"This work will be found of great utility. The authors have had much practical experience of what is wanting in making estimates; and the use of the book will save much time in making elaborate calculations."—*English Mechanic*.

Chadwick's Calculator for Numbers and Weights Combined.

THE NUMBER, WEIGHT, AND FRACTIONAL CALCULATOR. Containing upwards of 250,000 Separate Calculations, showing at a glance the value at 422 different rates, ranging from $\frac{1}{128}$ th of a Penny to 20s. each, or per cwt., and £20 per ton, of any number of articles consecutively, from 1 to 470.—Any number of cwts., qrs., and lbs., from 1 cwt. to 470 cwts.—Any number of tons, cwts., qrs., and lbs., from 1 to 1,000 tons. By WILLIAM CHADWICK, Public Accountant. Third Edition, Revised and Improved. 8vo, 18s., strongly bound for Office wear and tear.

Is adapted for the use of Accountants and Auditors, Railway Companies, Canal Companies, Shippers, Shipping Agents, General Carriers, etc. Ironfounders, Brassfounders, Metal Merchants, Iron Manufacturers, Ironmongers, Engineers, Machinists, Boiler Makers, Millwrights, Roofing, Bridge and Girder Makers, Colliery Proprietors, etc. Timber Merchants, Builders, Contractors, Architects, Surveyors, Auctioneers, Valuers, Brokers, Mill Owners and Manufacturers, Mill Furnishers, Merchants, and General Wholesale Tradesmen. Also for the Apportionment of Mileage Charges for Railway Traffic.

"It is as easy of reference for any answer or any number of answers as a dictionary, and the references are even more quickly made. For making up accounts or estimates the book must prove invaluable to all who have any considerable quantity of calculations involving price and measure in any combination to do."—*Engineer.*

Harben's Comprehensive Weight Calculator.

THE WEIGHT CALCULATOR. Being a Series of Tables upon a New and Comprehensive Plan, exhibiting at One Reference the exact Value of any Weight from 1 lb. to 15 tons, at 300 Progressive Rates, from 1d. to 168s. per cwt., and containing 186,000 Direct Answers, which, with their Combinations, consisting of a single addition (mostly to be performed at sight), will afford an aggregate of 10,266,000 Answers; the whole being calculated and designed to ensure correctness and promote despatch. By HENRY HARBEN, Accountant. Fourth Edition, carefully Corrected. Royal 8vo, £1 5s. strongly half-bound.

"A practical and useful work of reference for men of business generally; it is the best of the kind we have seen."—*Ironmonger.*

"Of priceless value to business men. It is a necessary book in all mercantile offices."—*Sheffield Independent.*

Harben's Comprehensive Discount Guide.

THE DISCOUNT GUIDE. Comprising several Series of Tables for the use of Merchants, Manufacturers, Ironmongers, and others, by which may be ascertained the exact Profit arising from any mode of using Discounts, either in the Purchase or Sale of Goods, and the method of either Altering a Rate of Discount or Advancing a Price, so as to produce, by one operation, a sum that will realise any required profit after allowing one or more Discounts: to which are added Tables of Profit or Advance from $1\frac{1}{2}$ to 90 per cent., Tables of Discount from $1\frac{1}{2}$ to 98 $\frac{1}{2}$ per cent., and Tables of Commission, &c., from $\frac{1}{2}$ to 10 per cent. By HENRY HARBEN, Accountant. New Edition, Revised and Corrected. Demy 8vo, 544 pp., £1 5s. half-bound.

"A book such as this can only be appreciated by business men, to whom the saving of time means saving of money. We have the high authority of Professor J. R. Young that the tables throughout the work are constructed upon strictly accurate principles. The work is a model of typographical clearness, and must prove of great value to merchants, manufacturers, and general traders."—*British Trade Journal.*

New Wages Calculator.

TABLES OF WAGES at 54, 52, 50 and 48 Hours per Week. Showing the Amounts of Wages from One-quarter-of-an-hour to Sixty-four hours in each case at Rates of Wages advancing by One Shilling from 4s. to 55s. per week. By THOS. GARBUTT, Accountant. Square crown 8vo, 6s. half-bound. [Just published.]

Iron and Metal Trades' Calculator.

THE IRON AND METAL TRADES' COMPANION. For expeditiously ascertaining the Value of any Goods bought or sold by Weight, from 1s. per cwt. to 112s. per cwt., and from one farthing per pound to one shilling per pound. By THOMAS DOWNIE. 396 pp., 9s. leather.

"A most useful set of tables; nothing like them before existed."—*Building News.*

"Although specially adapted to the iron and metal trades, the tables will be found useful in every other business in which merchandise is bought and sold by weight."—*Railway News.*

"DIRECT CALCULATORS,"

By M. B. COTSWORTH, of Holgate, York.

**QUICKEST AND MOST ACCURATE MEANS OF CALCULATION KNOWN.
ENSURE ACCURACY and SPEED WITH EASE, SAVE TIME and MONEY.**

Accounts may be charged out or checked by these means in about one third the time required by ordinary methods of calculation. These unrivalled "Calculators" have very clear and original contrivances for instantly finding the exact answer, by its fixed position, without even sighting the top or side of the page. They are varied in arrangement to suit the special need of each particular trade.

All the leading firms now use Calculators, even where they employ experts.

N.B.—Indicator letters in brackets should be quoted.

- "**RAILWAY & TRADERS' CALCULATOR**" (**R. & T.**) 10s. 6d.
Including Scale of Charges for Small Parcels by Merchandise Trains. "Direct Calculator"—the only Calculator published giving exact charge for Cwts., Qrs. and Lbs., together. "Calculating Tables" for every 1d. rate to 100s. per ton. "Wages Calculator." "Percentage Rates." "Grain, Flour, Ale, &c., Weight Calculators."
- "**DIRECT CALCULATOR** (**I R**)" including all the above except "Calculating Tables." 7s.
- "**DIRECT CALCULATOR** (**A**)" by $\frac{1}{2}$ d., 2s. each opening, exact pence to 40s. per ton. 5s.
- "**DIRECT CALCULATOR** (**B**)" by 1d., 4s. each opening, exact pence to 40s. per ton. 4s. 6d.
- "**DIRECT CALCULATOR** (**C**)" by 1d. (with Cwts. and Qrs. to nearest farthing), to 40s. per ton. 4s. 6d.
- "**DIRECT CALCULATOR** (**Ds**)" by 1d. gradations. (Single Tons to 50 Tons, then by fifties to 1,000 Tons, with Cwts. values below in exact pence payable, fractions of $\frac{1}{2}$ d. and upwards being counted as 1d. 6s. 6d.
- "**DIRECT CALCULATOR** (**D**)" has from 1,000 to 10,000 Tons in addition to the (**Ds**) Calculator. 7s. 6d.
- "**DIRECT CALCULATOR** (**Es**)" by 1d. gradations. (As (**D**) to 1,000 Tons, with Cwts. and Qrs. values shown separately to the nearest farthing). 5s. 6d.
- "**DIRECT CALCULATOR** (**E**)" has from 1,000 to 10,000 Tons in addition to the (**Es**) Calculator. 6s. 6d.
- "**DIRECT CALCULATOR** (**F**)" by 1d., 2s. each opening, exact pence to 40s. per ton. 4s. 6d.
- "**DIRECT CALCULATOR** (**G**)" by 1d., 1s. each opening; 6 in. by 9 in. Nearest $\frac{1}{2}$ d. Indexed (**G I**) 3s. 6d. 2s. 6d.
- "**DIRECT CALCULATOR** (**H**)" by 1d., 1s. each opening; 6 in. by 9 in. To exact pence. Indexed (**H I**) 3s. 6d. 2s. 6d.
- "**DIRECT CALCULATOR** (**K**)" Showing Values of Tons, Cwts. and Qrs. in even pence (fractions of 1d. as 1d.), for the Retail Coal Trade. 4s. 6d.
- "**RAILWAY AND TIMBER TRADES MEASURER AND CALCULATOR** (**T**)" (as prepared for the Railway Companies). The only book published giving true content of unequal sided and round timber by eighths of an inch, quarter girth, Weights from Cubic Feet—Standards, Superficial Feet, and Stone to Weights—Running Feet from lengths of Deals—Standard Multipliers—Timber Measures—Customs Regulations, &c. 3s. 6d.

AGRICULTURE, FARMING, GARDENING, etc.

Dr. Fream's New Edition of "The Standard Treatise on Agriculture."

THE COMPLETE GRAZIER, and FARMER'S and CATTLE-BREEDER'S ASSISTANT: A Compendium of Husbandry. Originally Written by WILLIAM YOUATT. Thirteenth Edition, entirely Re-written, considerably Enlarged, and brought up to the Present Requirements of Agricultural Practice, by WILLIAM FREAM, LL.D., Steven Lecturer in the University of Edinburgh, Author of "The Elements of Agriculture," &c. Royal 8vo, 1,100 pp., with over 450 Illustrations. £1 11s. 6d. strongly and handsomely bound.

EXTRACT FROM PUBLISHERS' ADVERTISEMENT.

"A treatise that made its original appearance in the first decade of the century, and that enters upon its Thirteenth Edition before the century has run its course, has undoubtedly established its position as a work of permanent value. . . The phenomenal progress of the last dozen years in the Practice and Science of Farming has rendered it necessary, however, that the volume should be re-written, . . . and for this undertaking the publishers were fortunate enough to secure the services of Dr. FREAM, whose high attainments in all matters pertaining to agriculture have been so emphatically recognised by the highest professional and official authorities. In carrying out his editorial duties, Dr. FREAM has been favoured with valuable contributions by Prof. J. WORTLEY AXE, Mr. E. BROWN, Dr. BERNARD DYER, Mr. W. J. MALDEN, Mr. R. H. REW, Prof. SHELDON, Mr. J. SINCLAIR, Mr. SANDERS SPENCER, and others.

"As regards the illustrations of the work, no pains have been spared to make them as representative and characteristic as possible, so as to be practically useful to the Farmer and Grazier."

SUMMARY OF CONTENTS.

- | | |
|---|--|
| <p>BOOK I. ON THE VARIETIES, BREEDING, REARING, FATTENING, AND MANAGEMENT OF CATTLE.</p> <p>BOOK II. ON THE ECONOMY AND MANAGEMENT OF THE DAIRY.</p> <p>BOOK III. ON THE BREEDING, REARING, AND MANAGEMENT OF HORSES.</p> <p>BOOK IV. ON THE BREEDING, REARING, AND FATTENING OF SHEEP.</p> <p>BOOK V. ON THE BREEDING, REARING, AND FATTENING OF SWINE.</p> <p>BOOK VI. ON THE DISEASES OF LIVE STOCK.</p> | <p>BOOK VII. ON THE BREEDING, REARING, AND MANAGEMENT OF POULTRY.</p> <p>BOOK VIII. ON FARM OFFICES AND IMPLEMENTS OF HUSBANDRY.</p> <p>BOOK IX. ON THE CULTURE AND MANAGEMENT OF GRASS LANDS.</p> <p>BOOK X. ON THE CULTIVATION AND APPLICATION OF GRASSES, PULSE, AND ROOTS.</p> <p>BOOK XI. ON MANURES AND THEIR APPLICATION TO GRASS LAND & CROPS.</p> <p>BOOK XII. MONTHLY CALENDARS OF FARMWORK.</p> |
|---|--|

**** OPINIONS OF THE PRESS ON THE NEW EDITION.**

"Dr. Fream is to be congratulated on the successful attempt he has made to give us a work which will at once become the standard classic of the farm practice of the country. We believe that it will be found that it has no compeer among the many works at present in existence. . . The illustrations are admirable, while the frontispiece, which represents the well-known bull, New Year's Gift, bred by the Queen, is a work of art."—*The Times*.

"The book must be recognised as occupying the proud position of the most exhaustive work preference in the English language on the subject with which it deals."—*Athenæum*.

"The most comprehensive guide to modern farm practice that exists in the English language to-day. . . The book is one that ought to be on every farm and in the library of every landowner."—*Mark Lane Express*.

"In point of exhaustiveness and accuracy the work will certainly hold a pre-eminent and unique position among books dealing with scientific agricultural practice. It is, in fact, an agricultural library of itself."—*North British Agriculturist*.

"A compendium of authoritative and well-ordered knowledge on every conceivable branch of the work of the live stock farmer; probably without an equal in this or any other country."—*Yorkshire Post*.

British Farm Live Stock.

FARM LIVE STOCK OF GREAT BRITAIN. By ROBERT WALLACE, F.L.S., F.R.S.E., &c., Professor of Agriculture and Rural Economy in the University of Edinburgh. Third Edition, thoroughly Revised and considerably Enlarged. With over 120 Phototypes of Prize Stock. Demy 8vo, 384 pp., with 79 Plates and Maps, 12s. 6d. cloth.

"A really complete work on the history, breeds, and management of the farm stock of Great Britain, and one which is likely to find its way to the shelves of every country gentleman's library."—*The Times*.

"The latest edition of 'Farm Live Stock of Great Britain' is a production to be proud of, and its issue not the least of the services which its author has rendered to agricultural science."—*Scottish Farmer*.

"The book is very attractive . . . and we can scarcely imagine the existence of a farmer who would not like to have a copy of this beautiful work."—*Mark Lane Express*.

"A work which will long be regarded as a standard authority whenever a concise history and description of the breeds of live stock in the British Isles is required."—*Bell's Weekly Messenger*.

Dairy Farming.

BRITISH DAIRYING. A Handy Volume on the Work of the Dairy-Farm. For the Use of Technical Instruction Classes, Students in Agricultural Colleges, and the Working Dairy-Farmer. By Prof. J. P. SHELDON, late Special Commissioner of the Canadian Government, Author of "Dairy Farming," &c. With numerous Illustrations. Crown 8vo, 2s. 6d. cloth.

"We confidently recommend it as a text-book on dairy farming."—*Agricultural Gazette.*

"Probably the best half-crown manual on dairy work that has yet been produced."—*North British Agriculturist.*

"It is the soundest little work we have yet seen on the subject."—*The Times.*

Dairy Manual.

MILK, CHEESE AND BUTTER: A Practical Handbook on their Properties and the Processes of their Production, including a Chapter on Cream and the Methods of its Separation from Milk. By JOHN OLIVER, late Principal of the Western Dairy Institute, Berkeley. With Coloured Plates and 200 Illusts. Crown 8vo, 7s. 6d. cloth. [Just published.

"An exhaustive and masterly production. It may be cordially recommended to all students and practitioners of dairy science."—*N.B. Agriculturist.*

"We strongly recommend this very comprehensive and carefully-written book to dairy-farmers and students of dairying. It is a distinct acquisition to the library of the agriculturist."—*Agricultural Gazette.*

Agricultural Facts and Figures.

NOTE-BOOK OF AGRICULTURAL FACTS AND FIGURES FOR FARMERS AND FARM STUDENTS. By PRIMROSE MCCONNELL, B.Sc. Fifth Edition. Royal 32mo, roan, gilt edges, with band, 4s.

"Literally teems with information, and we can cordially recommend it to all connected with agriculture."—*North British Agriculturist.*

Small Farming.

SYSTEMATIC SMALL FARMING; or, The Lessons of my Farm. Being an Introduction to Modern Farm Practice for Small Farmers. By R. SCOTT BURN. With numerous Illustrations, crown 8vo, 6s. cloth.

"This is the completest book of its class we have seen, and one which every amateur farmer will read with pleasure and accept as a guide."—*Field.*

Modern Farming.

OUTLINES OF MODERN FARMING. By R. SCOTT BURN. Soils, Manures, and Crops—Farming and Farming Economy—Cattle, Sheep, and Horses—Management of Dairy, Pigs, and Poultry—Utilisation of Town-Sewage, Irrigation, &c. Sixth Edition. In One Vol., 1,250 pp., half-bound, profusely illustrated, 12s.

"The aim of the author has been to make his work at once comprehensive and trustworthy and he has succeeded to a degree which entitles him to much credit."—*Morning Advertiser.*

Agricultural Engineering.

FARM ENGINEERING, THE COMPLETE TEXT-BOOK OF. Comprising Draining and Embanking; Irrigation and Water Supply; Farm Roads, Fences, and Gates; Farm Buildings; Barn Implements and Machines; Field Implements and Machines; Agricultural Surveying, &c. By Prof. JOHN SCOTT. 1,150 pages, half-bound, with over 600 Illustrations, 12s.

"Written with great care, as well as with knowledge and ability. The author has done his work well; we have found him a very trustworthy guide wherever we have tested his statements. The volume will be of great value to agricultural students."—*Mark Lane Express.*

Agricultural Text-Book.

THE FIELDS OF GREAT BRITAIN: A Text-Book of Agriculture, adapted to the Syllabus of the Science and Art Department. For Elementary and Advanced Students. By HUGH CLEMENTS (Board of Trade). Second Edition, Revised, with Additions. 18mo, 2s. 6d. cloth.

"A most comprehensive volume, giving a mass of information."—*Agricultural Economist.*

"It is a long time since we have seen a book which has pleased us more, or which contains such a vast and useful fund of knowledge."—*Educational Times.*

Tables for Farmers, etc.

TABLES, MEMORANDA, AND CALCULATED RESULTS for Farmers, Graziers, Agricultural Students, Surveyors, Land Agents, Auctioneers, etc. With a New System of Farm Book-keeping. By SIDNEY FRANCIS. Third Edition, Revised. 272 pp., waistcoat-pocket size, 1s. 6d. leather.

"Weighing less than 1 oz., and occupying no more space than a match box, it contains a mass of facts and calculations which has never before, in such handy form, been obtainable. Every operation on the farm is dealt with. The work may be taken as thoroughly accurate, the whole of the tables having been revised by Dr. Fream. We cordially recommend it."—*Bell's Weekly Messenger.*

Artificial Manures and Foods.

FERTILISERS AND FEEDING STUFFS: Their Properties and Uses. A Handbook for the Practical Farmer. By BERNARD DYER, D.Sc. (Lond.) With the Text of the Fertilisers and Feeding Stuffs Act of 1893, the Regulations and Forms of the Board of Agriculture and Notes on the Act by A. J. DAVID, B.A., LL.M., of the Inner Temple, Barrister-at-Law. Crown 8vo, 120 pages, 1s. cloth. [Just published.

"An excellent shillingsworth. Dr. Dyer has done farmers good service in placing at their disposal so much useful information in so intelligible a form."—*The Times*.

The Management of Bees.

BEES FOR PLEASURE AND PROFIT: A Guide to the Manipulation of Bees, the Production of Honey, and the General Management of the Apiary. By G. GORDON SAMSON. Crown 8vo, 1s. cloth.

"The intending bee-keeper will find exactly the kind of information required to enable him to make a successful start with his hives. The author is a thoroughly competent teacher, and his book may be commended."—*Morning Post*.

Farm and Estate Book-keeping.

BOOK-KEEPING FOR FARMERS & ESTATE OWNERS.

A Practical Treatise, presenting, in Three Plans, a System adapted for all Classes of Farms. By JOHNSON M. WOODMAN, Chartered Accountant. Second Edition, Revised. Crown 8vo, 3s. 6d. cloth boards; or 2s. 6d. cloth limp.

"The volume is a capital study of a most important subject."—*Agricultural Gazette*.

The young farmer, land agent, and surveyor will find Mr. Woodman's treatise more than repay its cost and study."—*Building News*.

Farm Account Book.

WOODMAN'S YEARLY FARM ACCOUNT BOOK. Giving a Weekly Labour Account and Diary, and showing the Income and Expenditure under each Department of Crops, Live Stock, Dairy, &c. &c. With Valuation, Profit and Loss Account, and Balance Sheet at the end of the Year. By JOHNSON M. WOODMAN, Chartered Accountant, Author of "Book-keeping for Farmers." Folio, 7s. 6d. half bound.

"Contains every requisite form for keeping farm accounts readily and accurately."—*Agriculture*.

Early Fruits, Flowers, and Vegetables.

THE FORCING GARDEN; or, How to Grow Early Fruits, Flowers, and Vegetables. With Plans and Estimates for Building Glass-houses, Pits, and Frames. By SAMUEL WOOD. Crown 8vo, 3s. 6d. cloth.

"A good book, and fairly fills a place that was in some degree vacant. The book is written with great care, and contains a great deal of valuable teaching."—*Gardeners' Magazine*.

Good Gardening.

A PLAIN GUIDE TO GOOD GARDENING; or, How to Grow Vegetables, Fruits, and Flowers. By S. WOOD. Fourth Edition, with considerable Additions, &c., and numerous Illustrations. Crown 8vo, 3s. 6d. cl.

"A very good book, and one to be highly recommended as a practical guide. The practical directions are excellent."—*Athenaeum*.

"May be recommended to young gardeners, cottagers, and specially to amateurs, for the plain, simple, and trustworthy information it gives on common matters too often neglected."—*Gardeners' Chronicle*.

Gainful Gardening.

MULTUM-IN-PARVO GARDENING; or, How to make One Acre of Land produce £620 a-year by the Cultivation of Fruits and Vegetables; also, How to Grow Flowers in Three Glass Houses, so as to realise £176 per annum clear Profit. By SAMUEL WOOD, Author of "Good Gardening," &c. Fifth and Cheaper Edition, Revised, with Additions. Crown 8vo, 1s. sewed.

"We are bound to recommend it as not only suited to the case of the amateur and gentleman's gardener, but to the market grower."—*Gardeners' Magazine*.

Gardening for Ladies.

THE LADIES' MULTUM-IN-PARVO FLOWER GARDEN, and Amateurs' Complete Guide. With Illusts. By S. WOOD. Cr. 8vo, 3s. 6d. cl.

Receipts for Gardeners.

GARDEN RECEIPTS. Edited by CHARLES W. QUIN. 12mo, 1s. 6d. cloth limp.

Market Gardening.

MARKET AND KITCHEN GARDENING. By Contributors to "The Garden." Compiled by C. W. SHAW, late Editor of "Gardening Illustrated." 12mo 3s. 6d. cloth boards.

AUCTIONEERING, VALUING, LAND SURVEYING ESTATE AGENCY, etc.

Auctioneer's Assistant.

THE APPRAISER, AUCTIONEER, BROKER, HOUSE AND ESTATE AGENT AND VALUER'S POCKET ASSISTANT, for the Valuation for Purchase, Sale, or Renewal of Leases, Annuities and Reversions, and of property generally; with Prices for Inventories, &c. By JOHN WHEELER, Valuer, &c. Sixth Edition, Re-written and greatly extended by C. NORRIS, Surveyor, Valuer, &c. Royal 32mo, 5s. cloth.

"A neat and concise book of reference, containing an admirable and clearly-arranged list of prices for inventories, and a very practical guide to determine the value of furniture, &c."—*Standard*.

"Contains a large quantity of varied and useful information as to the valuation for purchase, sale, or renewal of leases, annuities and reversions, and of property generally, with prices for inventories, and a guide to determine the value of interior fittings and other effects."—*Builder*.

Auctioneering.

AUCTIONEERS: THEIR DUTIES AND LIABILITIES.

A Manual of Instruction and Counsel for the Young Auctioneer. By ROBERT SQUIBBS, Auctioneer. Second Edition, Revised and partly Re-written. Demy 8vo, 12s. 6d. cloth.

* * * OPINIONS OF THE PRESS.

"The standard text-book on the topics of which it treats."—*Athenæum*.

"The work is one of general excellent character, and gives much information in a compendious and satisfactory form."—*Builder*.

"May be recommended as giving a great deal of information on the law relating to auctioneers, in a very readable form."—*Law Journal*.

"Auctioneers may be congratulated on having so pleasing a writer to minister to their special needs."—*Solicitors' Journal*.

"Every auctioneer ought to possess a copy of this excellent work."—*Ironmonger*.

"Of great value to the profession. . . . We readily welcome this book from the fact that it treats the subject in a manner somewhat new to the profession."—*Estates Gazette*.

Inwood's Estate Tables.

TABLES FOR THE PURCHASING OF ESTATES, Freehold, Copyhold, or Leasehold; Annuities, Advowsons, etc., and for the Renewing of Leases held under Cathedral Churches, Colleges, or other Corporate bodies for Terms of Years certain, and for Lives; also for Valuing Reversionary Estates, Deferred Annuities, Next Presentations, &c.; together with SMART'S Five Tables of Compound Interest, and an Extension of the same to Lower and Intermediate Rates. By W. INWOOD. 24th Edition, with considerable Additions, and new and valuable Tables of Logarithms for the more Difficult Computations of the Interest of Money, Discount, Annuities, &c., by M. FEDOR THOMAN, of the Société Cr dit Mobilier of Paris. Crown 8vo, 8s. cloth.

"Those interested in the purchase and sale of estates, and in the adjustment of compensation cases, as well as in transactions in annuities, life insurances, &c., will find the present edition of eminent service."—*Engineering*.

"Inwood's Tables' still maintain a most enviable reputation. The new issue has been enriched by large additional contributions by M. Fedor Thoman, whose carefully arranged Tables cannot fail to be of the utmost utility."—*Mining Journal*.

Agricultural Valuer's Assistant.

THE AGRICULTURAL VALUER'S ASSISTANT. A Practical Handbook on the Valuation of Landed Estates; including Rules and Data for Measuring and Estimating the Contents, Weights, and Values of Agricultural Produce and Timber, and the Values of Feeding Stuffs, Manures, and Labour; with Forms of Tenant-Right-Valuations, Lists of Local Agricultural Customs, Scales of Compensation under the Agricultural Holdings Act, &c. &c. By TOM BRIGHT, Agricultural Surveyor. Second Edition, much Enlarged. Crown 8vo, 5s. cloth.

"Full of tables and examples in connection with the valuation of tenant-right, estates, labour, contents, and weights of timber, and farm produce of all kinds."—*Agricultural Gazette*.

"An eminently practical handbook, full of practical tables and data of undoubted interest and value to surveyors and auctioneers in preparing valuations of all kinds."—*Farmer*.

Plantations and Underwoods.

POLE PLANTATIONS AND UNDERWOODS: A Practical Handbook on Estimating the Cost of Forming, Renovating, Improving, and Grubbing Plantations and Underwoods, their Valuation for Purposes of Transfer, Rental, Sale, or Assessment. By TOM BRIGHT, Author of "The Agricultural Valuer's Assistant," &c. Crown 8vo, 3s. 6d. cloth.

"To valuers, foresters and agents it will be a welcome aid."—*North British Agriculturist*.

"Well calculated to assist the valuer in the discharge of his duties, and of undoubted interest and use both to surveyors and auctioneers in preparing valuations of all kinds."—*Kent Herald*.

Hudson's Land Valuer's Pocket-Book.

THE LAND VALUER'S BEST ASSISTANT: Being Tables on a very much Improved Plan, for Calculating the Value of Estates. With Tables for reducing Scotch, Irish, and Provincial Customary Acres to Statute Measure, &c. By R. HUDSON, C.E. New Edition. Royal 32mo, 4s. leather.
"Of incalculable value to the country gentleman and professional man."—*Farmers' Journal*.

Ewart's Land Improver's Pocket-Book.

THE LAND IMPROVER'S POCKET-BOOK OF FORMULÆ, TABLES, and MEMORANDA required in any Computation relating to the Permanent Improvement of Landed Property. By JOHN EWART, Surveyor. Second Edition. Royal 32mo, 4s. leather.

Complete Agricultural Surveyor's Pocket-Book.

THE LAND VALUER'S AND LAND IMPROVER'S COMPLETE POCKET-BOOK. Being of the above Two Works bound together. Leather, with strap, 7s. 6d.

House Property.

HANDBOOK OF HOUSE PROPERTY. A Popular and Practical Guide to the Purchase, Mortgage, Tenancy, and Compulsory Sale of Houses and Land, including the Law of Dilapidations and Fixtures; with Examples of all kinds of Valuations, Useful Information on Building, and Suggestive Elucidations of Fine Art. By E. L. TARBUCK, Architect and Surveyor. Fifth Edition, Enlarged. 12mo, 5s. cloth.

"The advice is thoroughly practical."—*Law Journal*.

"For all who have dealings with house property, this is an indispensable guide."—*Decoration*.

"Carefully brought up to date, and much improved by the addition of a division on fine art. . . . A well-written and thoughtful work."—*Land Agent's Record*.

LAW AND MISCELLANEOUS.

Pocket-Book for Sanitary Officials.

THE HEALTH OFFICER'S POCKET-BOOK: A Guide to Sanitary Practice and Law. For Medical Officers of Health, Sanitary Inspectors, Members of Sanitary Authorities, &c. By EDWARD F. WILLOUGHBY, M.D. (Lond.), &c., Author of "Hygiene and Public Health." Fcap. 8vo, 7s. 6d. cloth, red edges, rounded corners. [Just published.]

"A mine of condensed information of a pertinent and useful kind on the various subjects of which it treats. The matter seems to have been carefully compiled and arranged for facility of reference, and it is well illustrated by diagrams and woodcuts. The different subjects are succinctly but fully and scientifically dealt with."—*The Lancet*.

"An excellent publication, dealing with the scientific, technical and legal matters connected with the duties of medical officers of health and sanitary inspectors. The work is replete with information."—*Local Government Journal*.

Journalism.

MODERN JOURNALISM. A Handbook of Instruction and Counsel for the Young Journalist. By JOHN B. MACKIE, Fellow of the Institute of Journalists. Crown 8vo, 2s. cloth. [Just published.]

"This invaluable guide to journalism is a work which all aspirants to a journalistic career will read with advantage."—*Journalist*.

Private Bill Legislation and Provisional Orders.

HANDBOOK FOR THE USE OF SOLICITORS AND ENGINEERS Engaged in Promoting Private Acts of Parliament and Provisional Orders, for the Authorization of Railways, Tramways, Gas and Water Works, &c. By L. LIVINGSTON MACASSEY, of the Middle Temple, Barrister-at-Law, M.Inst.C.E. 8vo, 25s. cloth.

Law of Patents.

PATENTS FOR INVENTIONS, AND HOW TO PROCURE THEM. Compiled for the Use of Inventors, Patentees and others. By G. G. M. HARDINGHAM, Assoc.Mem.Inst.C.E., &c. Demy 8vo, 1s. 6d. cloth.

Labour Disputes.

CONCILIATION AND ARBITRATION IN LABOUR DISPUTES: A Historical Sketch and Brief Statement of the Present Position of the Question at Home and Abroad. By J. S. JEANS, Author of "England's Supremacy," &c. Crown 8vo, 200 pp., 2s. 6d. cloth. [Just published.]

"Mr. Jeans is well qualified to write on this subject, both by his previous books and by his practical experience as an arbitrator."—*The Times*.

A Complete Epitome of the Laws of this Country.

EVERY MAN'S OWN LAWYER: A HANDY-BOOK OF THE PRINCIPLES OF LAW AND EQUITY. WITH A CONCISE DICTIONARY OF LEGAL TERMS. By A BARRISTER. Thirty-second Edition, carefully Revised, and including New Acts of Parliament of 1894. Comprising the *Local Government Act, 1894* (establishing District and Parish Councils); *Finance Act, 1894* (imposing the New Death Duties); *Merchant Shipping Act, 1894*; *Prevention of Cruelty to Children Act, 1894*; *Building Societies Act, 1894*; *Notice of Accidents Act, 1894*; *Sale of Goods Act, 1893*; *Voluntary Conveyances Act, 1893*; *Married Women's Property Act, 1893*; *Trustee Act, 1893*; *Fertiliser and Feeding Stuffs Act, 1893*; *Betting and Loans (Infants) Act, 1892*; *Shop Hours Act, 1892*; *Small Holdings Act, 1892*; and many other important new Acts. Crown 8vo, 750 pp., price 6s. 8d. (saved at every consultation!), strongly bound in cloth. [Just published.]

* * * *The Book will be found to comprise (amongst other matter)—*

THE RIGHTS AND WRONGS OF INDIVIDUALS—LANDLORD AND TENANT—VENDORS AND PURCHASERS—LEASES AND MORTGAGES—PRINCIPAL AND AGENT—PARTNERSHIP AND COMPANIES—MASTERS, SERVANTS, AND WORKMEN—CONTRACTS AND AGREEMENTS—BORROWERS, LENDERS, AND SURETIES—SALE AND PURCHASE OF GOODS—CHEQUES, BILLS, AND NOTES—BILLS OF SALE—BANKRUPTCY—RAILWAY AND SHIPPING LAW—LIFE, FIRE, AND MARINE INSURANCE—ACCIDENT AND FIDELITY INSURANCE—CRIMINAL LAW—PARLIAMENTARY ELECTIONS—COUNTY COUNCILS—DISTRICT COUNCILS—PARISH COUNCILS—MUNICIPAL CORPORATIONS—LIBEL AND SLANDER—PUBLIC HEALTH AND NUISANCES—COPYRIGHT, PATENTS, TRADE MARKS—HUSBAND AND WIFE—DIVORCE—INFANCY—CUSTODY OF CHILDREN—TRUSTEES AND EXECUTORS—CLERGY, CHURCHWARDENS, ETC.—GAME LAWS AND SPORTING—INNKEEPERS—HORSES AND DOGS—TAXES AND DEATH DUTIES—FORMS OF AGREEMENTS, WILLS, CODICILS, NOTICES, ETC.

¶ *The object of this work is to enable those who consult it to help themselves to the law; and thereby to dispense, as far as possible, with professional assistance and advice. There are many wrongs and grievances which persons submit to from time to time through not knowing how or where to apply for redress; and many persons have as great a dread of a lawyer's office as of a lion's den. With this book at hand it is believed that many a SIX-AND-EIGHTPENCE may be saved; many a wrong redressed; many a right reclaimed; many a law suit avoided; and many an evil abated. The work has established itself as the standard legal adviser of all classes, and has also made a reputation for itself as a useful book of reference for lawyers residing at a distance from law libraries, who are glad to have at hand a work embodying recent decisions and enactments.*

* * * OPINIONS OF THE PRESS.

"A complete code of English Law, written in plain language, which all can understand could be in the hands of every business man, and all who wish to abolish lawyers' bills." *Weekly Times.*

"A useful and concise epitome of the law, compiled with considerable care."—*Law Magazine.*

"A complete digest of the most useful facts which constitute English law."—*Globe.*

"Admirably done, admirably arranged, and admirably cheap."—*Leeds Mercury.*

"A concise, cheap and complete epitome of the English law. So plainly written that he who runs may read, and he who reads may understand."—*Figaro.*

"The latest edition of this popular book ought to be in every business establishment, and on every library table."—*Sheffield Post.*

"A complete epitome of the law; thoroughly intelligible to non-professional readers."

Bell's Life.

Legal Guide for Pawnbrokers.

THE LAW OF LOANS AND PLEDGES. With Statutes and a Digest of Cases. By H. C. FOLKARD, Esq., Barrister-at-Law. Fcap, 8vo, 3s. 6d. cloth.

The Law of Contracts.

LABOUR CONTRACTS: A Popular Handbook on the Law of Contracts for Works and Services. By DAVID GIBBONS. Fourth Edition, Appendix of Statutes by T. F. UTTLEY, Solicitor. Fcap. 8vo, 3s. 6d. cloth.

The Factory Acts.

SUMMARY OF THE FACTORY AND WORKSHOP ACTS (1878-1891). For the Use of Manufacturers and Managers. By EMILE GARCKE and J. M. FELLO. (Reprinted from "FACTORY ACCOUNTS.") Crown 8vo, 6d. sewed.

Weale's Rudimentary Series.



LONDON, 1862.

THE PRIZE MEDAL

Was awarded to the Publishers of



WEALE'S SERIES

RUDIMENTARY SCIENTIFIC, EDUCATIONAL,
AND CLASSICAL.

Comprising nearly Three Hundred and Fifty distinct works in almost every department of Science, Art, and Education, recommended to the notice of Engineers, Architects, Builders, Artisans, and Students generally, as well as to those interested in Workmen's Libraries, Literary and Scientific Institutions, Colleges, Schools, Science Classes, &c., &c.

“WEALE'S SERIES includes Text-Books on almost every branch of Science and Industry, comprising such subjects as Agriculture, Architecture and Building, Civil Engineering, Fine Arts, Mechanics and Mechanical Engineering, Physical and Chemical Science, and many miscellaneous Treatises. The whole are constantly undergoing revision, and new editions, brought up to the latest discoveries in scientific research, are constantly issued. The prices at which they are sold are as low as their excellence is assured.”—*American Literary Gazette.*

“Amongst the literature of technical education, WEALE'S SERIES has ever enjoyed a high reputation, and the additions being made by Messrs. CROSBY LOCKWOOD & SON render the series more complete, and bring the information upon the several subjects down to the present time.”—*Mining Journal.*

“It is not too much to say that no books have ever proved more popular with, or more useful to, young engineers and others than the excellent treatises comprised in WEALE'S SERIES.”—*Engineer.*

“The excellence of WEALE'S SERIES is now so well appreciated, that it would be wasting our space to enlarge upon their general usefulness and value.”—*Builder.*

“The volumes of WEALE'S SERIES form one of the best collections of elementary technical books in any language.”—*Architect.*

“WEALE'S SERIES has become a standard as well as an unrivalled collection of treatises in all branches of art and science.”—*Public Opinion.*



PHILADELPHIA, 1876.
THE PRIZE MEDAL

Was awarded to the Publishers for
Books: Rudimentary, Scientific,
“WEALE'S SERIES,” ETC.



CROSBY LOCKWOOD & SON,

7, STATIONERS' HALL COURT, LUDGATE HILL, LONDON, E.C.

*** Catalogues post free on application.*

WEALE'S RUDIMENTARY SCIENTIFIC SERIES.




** The volumes of this Series are freely Illustrated with Woodcuts, or otherwise, where requisite. Throughout the following List it must be understood that the books are bound in limp cloth, unless otherwise stated; *but the volumes marked with a † may also be had strongly bound in cloth boards for 6d. extra.*

N.B.—In ordering from this List it is recommended, as a means of facilitating business and obviating error, to quote the numbers affixed to the volumes, as well as the titles and prices.

CIVIL ENGINEERING, SURVEYING, ETC.

- No.
31. *WELLS AND WELL-SINKING.* By JOHN GEO. SWINDELL, A.R.I.B.A., and G. R. BURNELL, C.E. Revised Edition. With a New Appendix on the Qualities of Water. Illustrated. 2s.
35. *THE BLASTING AND QUARRYING OF STONE,* for Building and other Purposes. By Gen. Sir J. BURGOYNE, Bart. 1s. 6d.
43. *TUBULAR, AND OTHER IRON GIRDER BRIDGES,* particularly describing the Britannia and Conway Tubular Bridges. By G. DRYSDALE DEMPSEY, C.E. Fourth Edition. 2s.
44. *FOUNDATIONS AND CONCRETE WORKS,* with Practical Remarks on Footings, Sand, Concrete, Béton, Pile-driving, Caissons, and Cofferdams, &c. By E. DOBSON. Seventh Edition. 1s. 6d.
60. *LAND AND ENGINEERING SURVEYING.* By T. BAKER, C.E. Fifteenth Edition, revised by Professor J. R. YOUNG. 2s. †
- 80*. *EMBANKING LANDS FROM THE SEA.* With examples and Particulars of actual Embankments, &c. By J. WIGGINS, F.G.S. 2s.
81. *WATER WORKS,* for the Supply of Cities and Towns. With a Description of the Principal Geological Formations of England as influencing Supplies of Water, &c. By S. HUGHES, C.E. New Edition. 4s. †
118. *CIVIL ENGINEERING IN NORTH AMERICA,* a Sketch of. By DAVID STEVENSON, F.R.S.E., &c. Plates and Diagrams. 3s.
167. *IRON BRIDGES, GIRDERS, ROOFS, AND OTHER WORKS.* By FRANCIS CAMPIN, C.E. 2s. 6d. †
197. *ROADS AND STREETS.* By H. LAW, C.E., revised and enlarged by D. K. CLARK, C.E., including pavements of Stone, Wood, Asphalte, &c. 4s. 6d. †
203. *SANITARY WORK IN THE SMALLER TOWNS AND IN VILLAGES.* By C. SLAGG, A.M.I.C.E. Revised Edition. 3s. †
212. *GAS-WORKS, THEIR CONSTRUCTION AND ARRANGEMENTS;* and the Manufacture and Distribution of Coal Gas. Originally written by SAMUEL HUGHES, C.E. Re-written and enlarged by WILLIAM RICHARDS, C.E. Eighth Edition, with important additions. 5s. 6d. †
213. *PIONEER ENGINEERING.* A Treatise on the Engineering Operations connected with the Settlement of Waste Lands in New Countries. By EDWARD DOBSON, Assoc. Inst. C.E. 4s. 6d. †
216. *MATERIALS AND CONSTRUCTION;* A Theoretical and Practical Treatise on the Strains, Designing, and Erection of Works of Construction. By FRANCIS CAMPIN, C.E. Second Edition, revised. 3s. †
219. *CIVIL ENGINEERING.* By HENRY LAW, M.Inst. C.E. Including HYDRAULIC ENGINEERING by GEO. R. BURNELL, M.Inst. C.E. Seventh Edition, revised, with large additions by D. KINNEAR CLARK, M.Inst. C.E. 6s. 6d., Cloth boards, 7s. 6d.
268. *THE DRAINAGE OF LANDS, TOWNS, & BUILDINGS.* By G. D. DEMPSEY, C.E. Revised, with large Additions on Recent Practice in Drainage Engineering, by D. KINNEAR CLARK, M.I.C.E. Second Edition, Corrected. 4s. 6d. †

 The † indicates that these vols. may be had strongly bound at 6d. extra.

MECHANICAL ENGINEERING, ETC.

33. *CRANES*, the Construction of, and other Machinery for Raising Heavy Bodies. By JOSEPH GLYNN, F.R.S. Illustrated. 1s. 6d.
34. *THE STEAM ENGINE*. By Dr. LARDNER. Illustrated. 1s. 6d.
59. *STEAM BOILERS*: their Construction and Management. By R. ARMSTRONG, C.E. Illustrated. 1s. 6d.
82. *THE POWER OF WATER*, as applied to drive Flour Mills, and to give motion to Turbines, &c. By JOSEPH GLYNN, F.R.S. 2s. †
98. *PRACTICAL MECHANISM*, the Elements of; and Machine Tools. By T. BAKER, C.E. With Additions by J. NASMYTH, C.E. 2s. 6d. †
139. *THE STEAM ENGINE*, a Treatise on the Mathematical Theory of, with Rules and Examples for Practical Men. By T. BAKER, C.E. 1s. 6d.
164. *MODERN WORKSHOP PRACTICE*, as applied to Steam Engines, Bridges, Ship-building, &c. By J. G. WINTON. New Edition. 3s. 6d. †
165. *IRON AND HEAT*, exhibiting the Principles concerned in the Construction of Iron Beams, Pillars, and Girders. By J. ARMOUR. 2s. 6d. †
166. *POWER IN MOTION*: Horse-Power, Toothed-Wheel Gearing, Long and Short Driving Bands, and Angular Forces. By J. ARMOUR, 2s. †
171. *THE WORKMAN'S MANUAL OF ENGINEERING DRAWING*. By J. MAXTON. 7th Edn. With 7 Plates and 350 Cuts. 3s. 6d. †
190. *STEAM AND THE STEAM ENGINE*, Stationary and Portable. By J. SEWELL and D. K. CLARK, C.E. 3s. 6d. †
200. *FUEL*, its Combustion and Economy. By C. W. WILLIAMS. With Recent Practice in the Combustion and Economy of Fuel—Coal, Coke, Wood, Peat, Petroleum, &c.—by D. K. CLARK, M.I.C.E. 3s. 6d. †
202. *LOCOMOTIVE ENGINES*. By G. D. DEMPSEY, C.E.; with large additions by D. KINNEAR CLARK, M.I.C.E. 3s. †
211. *THE BOILERMAKER'S ASSISTANT* in Drawing, Templating, and Calculating Boiler and Tank Work. By JOHN COURTNEY, Practical Boiler Maker. Edited by D. K. CLARK, C.E. 100 Illustrations. 2s.
217. *SEWING MACHINERY*: Its Construction, History, &c., with full Technical Directions for Adjusting, &c. By J. W. URQUHART, C.E. 2s. †
223. *MECHANICAL ENGINEERING*. Comprising Metallurgy, Moulding, Casting, Forging, Tools, Workshop Machinery, Manufacture of the Steam Engine, &c. By FRANCIS CAMPIN, C.E. Third Edition. 2s. 6d. †
236. *DETAILS OF MACHINERY*. Comprising Instructions for the Execution of various Works in Iron. By FRANCIS CAMPIN, C.E. 3s. †
237. *THE SMITHY AND FORGE*; including the Farrier's Art and Coach Smithing. By W. J. E. CRANE. Illustrated. 2s. 6d. †
238. *THE SHEET-METAL WORKER'S GUIDE*; a Practical Handbook for Tinsmiths, Coppersmiths, Zincworkers, &c. With 94 Diagrams and Working Patterns. By W. J. E. CRANE. Third Edition, revised. 1s. 6d.
251. *STEAM AND MACHINERY MANAGEMENT*: with Hints on Construction and Selection. By M. POWIS BALE, M.I.M.E. 2s. 6d. †
254. *THE BOILERMAKER'S READY-RECKONER*. By J. COURTNEY. Edited by D. K. CLARK, C.E. 4s.
- * * Nos. 211 and 254 in One Vol., half-bound, entitled "THE BOILERMAKER'S READY-RECKONER AND ASSISTANT." By J. COURTNEY and D. K. CLARK. 7s.
255. *LOCOMOTIVE ENGINE-DRIVING*. A Practical Manual for Engineers in charge of Locomotive Engines. By MICHAEL REYNOLDS, M.S.E. Ninth Edition. 3s. 6d., limp; 4s. 6d. cloth boards.
256. *STATIONARY ENGINE-DRIVING*. A Practical Manual for Engineers in charge of Stationary Engines. By MICHAEL REYNOLDS, M.S.E. Fourth Edition. 3s. 6d. limp; 4s. 6d. cloth boards.
260. *IRON BRIDGES OF MODERATE SPAN*: their Construction and Erection. By HAMILTON W. PENDRED, C.E. 2s.


The † indicates that these vols. may be had strongly bound at 6d. extra.

MINING, METALLURGY, ETC.

4. *MINERALOGY*, Rudiments of; a concise View of the General Properties of Minerals. By A. RAMSAY, F.G.S., F.R.G.S., &c. Fourth Edition, revised and enlarged. Illustrated. 3s. 6d. †
117. *SUBTERRANEAN SURVEYING*, with and without the Magnetic Needle. By T. FENWICK and T. BAKER, C.E. Illustrated. 2s. 6d. †
135. *ELECTRO-METALLURGY*; Practically Treated. By ALEXANDER WATT. Tenth Edition, enlarged, with additional Illustrations, and including the most recent Processes. 3s. 6d. †
172. *MINING TOOLS*, Manual of. For the Use of Mine Managers, Agents, Students, &c. By WILLIAM MORGANS. 2s. 6d.
- 172*. *MINING TOOLS, ATLAS* of Engravings to Illustrate the above, containing 235 Illustrations, drawn to Scale. 4to. 4s. 6d.
176. *METALLURGY OF IRON*. Containing History of Iron Manufacture, Methods of Assay, and Analyses of Iron Ores, Processes of Manufacture of Iron and Steel, &c. By H. BAUERMAN, F.G.S. Sixth Edition, revised and enlarged. 5s. †
180. *COAL AND COAL MINING*. By the late Sir WARINGTON W. SMYTH, M.A., F.R.S. Seventh Edition, revised. 3s. 6d. †
195. *THE MINERAL SURVEYOR AND VALUER'S COMPLETE GUIDE*. By W. LINTERN, M.E. Third Edition, including Magnetic and Angular Surveying. With Four Plates. 3s. 6d. †
214. *SLATE AND SLATE QUARRYING*, Scientific, Practical, and Commercial. By D. C. DAVIES, F.G.S., Mining Engineer, &c. 3s. †
264. *A FIRST BOOK OF MINING AND QUARRYING*, with the Sciences connected therewith, for Primary Schools and Self-Instruction. By J. H. COLLINS, F.G.S. Second Edition, with additions. 1s. 6d.


ARCHITECTURE, BUILDING, ETC.

16. *ARCHITECTURE—ORDERS*—The Orders and their Æsthetic Principles. By W. H. LEEDS. Illustrated. 1s. 6d.
17. *ARCHITECTURE—STYLES*—The History and Description of the Styles of Architecture of Various Countries, from the Earliest to the Present Period. By T. TALBOT BURY, F.R.I.B.A., &c. Illustrated. 2s.
** ORDERS AND STYLES OF ARCHITECTURE, in One Vol., 3s. 6d.
18. *ARCHITECTURE—DESIGN*—The Principles of Design in Architecture, as deducible from Nature and exemplified in the Works of the Greek and Gothic Architects. By E. L. GARBETT, Architect. Illustrated. 2s. 6d.
* The three preceding Works, in One handsome Vol., half bound, entitled "MODERN ARCHITECTURE," price 6s.*
22. *THE ART OF BUILDING*, Rudiments of. General Principles of Construction, Materials used in Building, Strength and Use of Materials, Working Drawings, Specifications, and Estimates. By E. DOBSON, 2s. †
25. *MASONRY AND STONECUTTING*: Rudimentary Treatise on the Principles of Masonic Projection and their application to Construction. By EDWARD DOBSON, M.R.I.B.A., &c. 2s. 6d. †
42. *COTTAGE BUILDING*. By C. BRUCE ALLEN, Architect. Eleventh Edition, revised and enlarged. With a Chapter on Economic Cottages for Allotments, by EDWARD E. ALLEN, C.E. 2s.
45. *LIMES, CEMENTS, MORTARS, CONCRETES, MASTICS, PLASTERING, &c.* By G. R. BURNELL, C.E. Fourteenth Edition. 1s. 6d.
57. *WARMING AND VENTILATION*. An Exposition of the General Principles as applied to Domestic and Public Buildings, Mines, Lighthouses, Ships, &c. By C. TOMLINSON, F.R.S., &c. Illustrated. 3s.
111. *ARCHES, PIERS, BUTTRESSES, &c.*: Experimental Essays on the Principles of Construction. By W. BLAND. Illustrated. 1s. 6d.

 The † indicates that these vols. may be had strongly bound at 6d. extra.

Architecture, Building, etc., *continued.*

116. *THE ACOUSTICS OF PUBLIC BUILDINGS*; or, The Principles of the Science of Sound applied to the purposes of the Architect and Builder. By T. ROGER SMITH, M.R.I.B.A., Architect. Illustrated. 1s. 6d.
127. *ARCHITECTURAL MODELLING IN PAPER*, the Art of. By T. A. RICHARDSON, Architect. Illustrated. 1s. 6d.
128. *VITRUVIUS—THE ARCHITECTURE OF MARCUS VITRUVIUS POLLO*. In Ten Books. Translated from the Latin by JOSEPH GWILT, F.S.A., F.R.A.S. With 23 Plates. 5s.
130. *GRECIAN ARCHITECTURE*, An Inquiry into the Principles of Beauty in; with an Historical View of the Rise and Progress of the Art in Greece. By the EARL OF ABERDEEN. 1s.
- * * *The two preceding Works in One handsome Vol., half bound, entitled "ANCIENT ARCHITECTURE," price 6s.*
132. *THE ERECTION OF DWELLING-HOUSES*. Illustrated by a Perspective View, Plans, Elevations, and Sections of a pair of Semi-detached Villas, with the Specification, Quantities, and Estimates, &c. By S. H. BROOKS. New Edition, with Plates. 2s. 6d. †
156. *QUANTITIES & MEASUREMENTS* in Bricklayers', Masons', Plasterers', Plumbers', Painters', Paperhangers', Gilders', Smiths', Carpenters' and Joiners' Work. By A. C. BEATON, Surveyor. Ninth Edition. 1s. 6d.
175. *LOCKWOOD'S BUILDER'S PRICE BOOK FOR 1895*. A Comprehensive Handbook of the Latest Prices and Data for Builders, Architects, Engineers, and Contractors. Re-constructed, Re-written, and further Enlarged. By FRANCIS T. W. MILLER, A.R.I.B.A. 800 pages. 4s., cloth boards.
182. *CARPENTRY AND JOINERY—THE ELEMENTARY PRINCIPLES OF CARPENTRY*. Chiefly composed from the Standard Work of THOMAS TREDGOLD, C.E. With a TREATISE ON JOINERY by E. WYNDHAM TARN, M.A. Fifth Edition, Revised. 3s. 6d. †
- 182*. *CARPENTRY AND JOINERY. ATLAS* of 35 Plates to accompany the above. With Descriptive Letterpress. 4to. 6s.
185. *THE COMPLETE MEASURER*; the Measurement of Boards, Glass, &c.; Unequal-sided, Square-sided, Octagonal-sided, Round Timber and Stone, and Standing Timber, &c. By RICHARD HORTON. Fifth Edition. 4s.; strongly bound in leather, 5s.
187. *HINTS TO YOUNG ARCHITECTS*. By G. WIGHTWICK. New Edition. By G. H. GUILLAUME. Illustrated. 3s. 6d. †
188. *HOUSE PAINTING, GRAINING, MARBLING, AND SIGN WRITING*: with a Course of Elementary Drawing for House-Painters, Sign-Writers, &c., and a Collection of Useful Receipts. By ELLIS A. DAVIDSON. Sixth Edition. With Coloured Plates. 5s. cloth limp; 6s. cloth boards.
189. *THE RUDIMENTS OF PRACTICAL BRICKLAYING*. In Six Sections: General Principles; Arch Drawing, Cutting, and Setting; Pointing; Paving, Tiling, Materials; Slating and Plastering; Practical Geometry, Mensuration, &c. By ADAM HAMMOND. Eighth Edition. 1s. 6d.
191. *PLUMBING*. A Text-Book to the Practice of the Art or Craft of the Plumber. With Chapters upon House Drainage and Ventilation. Sixth Edition. With 380 Illustrations. By W. P. BUCHAN. 3s. 6d. †
192. *THE TIMBER IMPORTER'S, TIMBER MERCHANT'S, and BUILDER'S STANDARD GUIDE*. By R. E. GRANDY. 2s.
206. *A BOOK ON BUILDING, Civil and Ecclesiastical, including CHURCH RESTORATION*. With the Theory of Domes and the Great Pyramid, &c. By Sir EDMUND BECKETT, Bart., LL.D., Q.C., F.R.A.S. 4s. 6d. †
226. *THE JOINTS MADE AND USED BY BUILDERS* in the Construction of various kinds of Engineering and Architectural Works. By WYVILL J. CHRISTY, Architect. With upwards of 160 Engravings on Wood. 3s. †
228. *THE CONSTRUCTION OF ROOFS OF WOOD AND IRON*. By E. WYNDHAM TARN, M.A., Architect. Third Edition, revised. 1s. 6d.


 *The † indicates that these vols. may be had strongly bound at 6d. extra.*

Architecture, Building, etc., continued.

229. *ELEMENTARY DECORATION*: as applied to the Interior and Exterior Decoration of Dwelling-Houses, &c. By J. W. FACEY. 2s.
257. *PRACTICAL HOUSE DECORATION*. A Guide to the Art of Ornamental Painting. By JAMES W. FACEY. 2s. 6d.
- * * *The two preceding Works, in One handsome Vol., half-bound, entitled "HOUSE DECORATION, ELEMENTARY AND PRACTICAL," price 5s.*
230. *A PRACTICAL TREATISE ON HANDRAILING*. Showing New and Simple Methods. By G. COLLINGS. Second Edition, Revised, including *A TREATISE ON STAIRBUILDING*. Plates. 2s. 6d.
247. *BUILDING ESTATES*: a Rudimentary Treatise on the Development, Sale, Purchase, and General Management of Building Land. By FOWLER MAITLAND, Surveyor. Second Edition, revised. 2s.
248. *PORTLAND CEMENT FOR USERS*. By HENRY FAIJA, Assoc. M. Inst. C.E. Third Edition, corrected. Illustrated. 2s.
252. *BRICKWORK*: a Practical Treatise, embodying the General and Higher Principles of Bricklaying, Cutting and Setting, &c. By F. WALKER. Third Edition, Revised and Enlarged. 1s. 6d.
23. *THE PRACTICAL BRICK AND TILE BOOK*. Comprising:
189. *BRICK AND TILE MAKING*, by E. DOBSON, A.I.C.E.; *PRACTICAL BRICKLAYING*, by A. HAMMOND; *BRICKCUTTING AND SETTING*, by A. HAMMOND. 534 pp. with 270 Illustrations. 6s. Strongly half-bound.
253. *THE TIMBER MERCHANT'S, SAW-MILLER'S, AND IMPORTER'S FREIGHT-BOOK AND ASSISTANT*. By W. M. RICHARDSON. With Additions by M. POWIS BALE, A.M.Inst.C.E. 3s. †
258. *CIRCULAR WORK IN CARPENTRY AND JOINERY*. A Practical Treatise on Circular Work of Single and Double Curvature. By GEORGE COLLINGS. Second Edition, 2s. 6d.
259. *GAS FITTING*: A Practical Handbook treating of every Description of Gas Laying and Fitting. By J. BLACK. Second Edition. 2s. 6d. †
261. *SHORING AND ITS APPLICATION*: A Handbook for the Use of Students. By GEORGE H. BLAGROVE. 1s. 6d.
265. *THE ART OF PRACTICAL BRICK CUTTING & SETTING*. By ADAM HAMMOND. With 90 Engravings. 1s. 6d.
267. *THE SCIENCE OF BUILDING*: An Elementary Treatise on the Principles of Construction. By E. WYNDHAM TARN, M.A. Lond. Third Edition, Revised and Enlarged. 3s. 6d. †
271. *VENTILATION*: a Text-book to the Practice of the Art of Ventilating Buildings. By W. P. BUCHAN, R.P., Sanitary Engineer, Author of "Plumbing," &c. 3s. 6d. †
272. *ROOF CARPENTRY*; Practical Lessons in the Framing of Wood Roofs. For the Use of Working Carpenters. By GEO. COLLINGS, Author of "Handrailing and Stairbuilding," &c. 2s.
273. *THE PRACTICAL PLASTERER*: A Compendium of Plain and Ornamental Plaster Work. By WILFRED KEMP. 2s.

SHIPBUILDING, NAVIGATION, ETC.

51. *NAVAL ARCHITECTURE*. An Exposition of the Elementary Principles. By J. PEAKE. Fifth Edition, with Plates. 3s. 6d. †
- 53*. *SHIPS FOR OCEAN & RIVER SERVICE*, Elementary and Practical Principles of the Construction of. By H. A. SOMMERFELDT. 1s. 6d.
- 53**. *AN ATLAS OF ENGRAVINGS* to illustrate the above. Twelve large folding plates. Royal 4to, cloth. 7s. 6d.
54. *MASTING, MAST-MAKING, AND RIGGING OF SHIPS*, Also Tables of Spars, Rigging, Blocks; Chain, Wire, and Hemp Ropes &c., relative to every class of vessels. By ROBERT KIPPING, N.A. 2s.

 The † indicates that these vols. may be had strongly bound at 6d. extra.

Shipbuilding, Navigation, Marine Engineering, etc., *cont.*

- 54*. *IRON SHIP-BUILDING*. With Practical Examples and Details. By JOHN GRANTHAM, C.E. Fifth Edition. 4s.
55. *THE SAILOR'S SEA BOOK: a Rudimentary Treatise on Navigation*. By JAMES GREENWOOD, B.A. With numerous Woodcuts and Coloured Plates. New and enlarged edition. By W. H. ROSSER. 2s. 6d. †
80. *MARINE ENGINES AND STEAM VESSELS*. By ROBERT MURRAY, C.E. Eighth Edition, thoroughly Revised, with Additions by the Author and by GEORGE CARLISLE, C.E. 4s. 6d. limp; 5s. cloth boards.
- 83bis. *THE FORMS OF SHIPS AND BOATS*. By W. BLAND. Ninth Edition, with numerous Illustrations and Models. 1s. 6d.
99. *NAVIGATION AND NAUTICAL ASTRONOMY*, in Theory and Practice. By Prof. J. R. YOUNG. New Edition. 2s. 6d.
106. *SHIPS' ANCHORS*, a Treatise on. By G. COTSELL, N.A. 1s. 6d.
149. *SAILS AND SAIL-MAKING*. With Draughting, and the Centre of Effort of the Sails; Weights and Sizes of Ropes; Mastng, Rigging, and Sails of Steam Vessels, &c. 13th Edition. By R. KIPPING, N.A., 2s. 6d. †
155. *ENGINEER'S GUIDE TO THE ROYAL & MERCANTILE NAVIES*. By a PRACTICAL ENGINEER. Revised by D. F. M'CARTHY. 3s.
- 55 & 204. *PRACTICAL NAVIGATION*. Consisting of The Sailor's Sea-Book. By JAMES GREENWOOD and W. H. ROSSER. Together with the requisite Mathematical and Nautical Tables for the Working of the Problems. By H. LAW, C.E., and Prof. J. R. YOUNG. 7s. Half-bound.

AGRICULTURE, GARDENING, ETC.

- 61*. *A COMPLETE READY RECKONER FOR THE ADMEASUREMENT OF LAND, &c.* By A. ARMAN. Fourth Edition, revised and extended by C. NORRIS, Surveyor, Valuer, &c. 2s.
131. *MILLER'S, CORN MERCHANT'S, AND FARMER'S READY RECKONER*. Second Edition, with a Price List of Modern Flour-Mill Machinery, by W. S. HUTTON, C.E. 2s.
140. *SOILS, MANURES, AND CROPS*. (Vol. 1. OUTLINES OF MODERN FARMING.) By R. SCOTT BURN. Woodcuts. 2s.
141. *FARMING & FARMING ECONOMY*, Notes, Historical and Practical, on. (Vol. 2. OUTLINES OF MODERN FARMING.) By R. SCOTT BURN. 3s.
142. *STOCK; CATTLE, SHEEP, AND HORSES*. (Vol. 3. OUTLINES OF MODERN FARMING.) By R. SCOTT BURN. Woodcuts. 2s. 6d.
145. *DAIRY, PIGS, AND POULTRY*, Management of the. By R. SCOTT BURN. (Vol. 4. OUTLINES OF MODERN FARMING.) 2s.
146. *UTILIZATION OF SEWAGE, IRRIGATION, AND RECLAMATION OF WASTE LAND*. (Vol. 5. OUTLINES OF MODERN FARMING.) By R. SCOTT BURN. Woodcuts. 2s. 6d.
- * * Nos. 140-1-2-5-6, in One Vol., handsomely half-bound, entitled "OUTLINES OF MODERN FARMING." By ROBERT SCOTT BURN. Price 12s.
177. *FRUIT TREES*, The Scientific and Profitable Culture of. From the French of DU P REUIL. Revised by GEO. GLENNY. 187 Woodcuts. 3s. 6d.
198. *SHEEP; THE HISTORY, STRUCTURE, ECONOMY, AND DISEASES OF*. By W. C. SPOONER, M.R.V.C., &c. Fifth Edition, enlarged, including Specimens of New and Improved Breeds. 3s. 6d. †
201. *KITCHEN GARDENING MADE EASY*. By GEORGE M. F. GLENNY. Illustrated. 1s. 6d. †
207. *OUTLINES OF FARM MANAGEMENT, and the Organization of Farm Labour*. By R. SCOTT BURN. 2s. 6d. †
208. *OUTLINES OF LANDED ESTATES MANAGEMENT*. By R. SCOTT BURN. 2s. 6d.
- * * Nos. 207 & 208 in One Vol., handsomely half-bound, entitled "OUTLINES OF LANDED ESTATES AND FARM MANAGEMENT." By R. SCOTT BURN. Price 6s.

† The † indicates that these vols. may be had strongly bound at 6d. extra.

Agriculture, Gardening, etc., *continued.*

209. *THE TREE PLANTER AND PLANT PROPAGATOR.* A Practical Manual on the Propagation of Forest Trees, Fruit Trees, Flowering Shrubs, Flowering Plants, &c. By SAMUEL WOOD. 2s.
210. *THE TREE PRUNER.* A Practical Manual on the Pruning of Fruit Trees, including also their Training and Renovation; also the Pruning of Shrubs, Climbers, and Flowering Plants. By SAMUEL WOOD. 1s. 6d.
- * Nos. 209 & 210 in *One Vol., handsomely half-bound, entitled "THE TREE PLANTER, PROPAGATOR, AND PRUNER."* By SAMUEL WOOD. Price 3s. 6d.
218. *THE HAY AND STRAW MEASURER:* Being New Tables for the Use of Auctioneers, Valuers, Farmers, Hay and Straw Dealers, &c. By JOHN STEELE. Fifth Edition. 2s.
222. *SUBURBAN FARMING.* The Laying-out and Cultivation of Farms, adapted to the Produce of Milk, Butter, and Cheese, Eggs, Poultry, and Pigs. By Prof. JOHN DONALDSON and R. SCOTT BURN. 3s. 6d. †
231. *THE ART OF GRAFTING AND BUDDING.* By CHARLES BALLET. With Illustrations. 2s. 6d. †
232. *COTTAGE GARDENING;* or, Flowers, Fruits, and Vegetables for Small Gardens. By E. HOBDAV. 1s. 6d.
233. *GARDEN RECEIPTS.* Edited by CHARLES W. QUIN. 1s. 6d.
234. *MARKET AND KITCHEN GARDENING.* By C. W. SHAW, late Editor of "Gardening Illustrated." 3s. †
239. *DRAINING AND EMBANKING.* A Practical Treatise, embodying the most recent experience in the Application of Improved Methods. By JOHN SCOTT, late Professor of Agriculture and Rural Economy at the Royal Agricultural College, Cirencester. With 68 Illustrations. 1s. 6d.
240. *IRRIGATION AND WATER SUPPLY.* A Treatise on Water Meadows, Sewage Irrigation, and Warping; the Construction of Wells, Ponds, and Reservoirs, &c. By Prof. JOHN SCOTT. With 34 Illus. 1s. 6d.
241. *FARM ROADS, FENCES, AND GATES.* A Practical Treatise on the Roads, Tramways, and Waterways of the Farm; the Principles of Enclosures; and the different kinds of Fences, Gates, and Stiles. By Professor JOHN SCOTT. With 75 Illustrations. 1s. 6d.
242. *FARM BUILDINGS.* A Practical Treatise on the Buildings necessary for various kinds of Farms, their Arrangement and Construction, with Plans and Estimates. By Prof. JOHN SCOTT. With 105 Illus. 2s.
243. *BARN IMPLEMENTS AND MACHINES.* A Practical Treatise on the Application of Power to the Operations of Agriculture; and on various Machines used in the Threshing-barn, in the Stock-yard, and in the Dairy, &c. By Prof. J. SCOTT. With 123 Illustrations. 2s.
244. *FIELD IMPLEMENTS AND MACHINES.* A Practical Treatise on the Varieties now in use, with Principles and Details of Construction, their Points of Excellence, and Management. By Professor JOHN SCOTT. With 138 Illustrations. 2s.
245. *AGRICULTURAL SURVEYING.* A Practical Treatise on Land Surveying, Levelling, and Setting-out; and on Measuring and Estimating Quantities, Weights, and Values of Materials, Produce, Stock, &c. By Prof. JOHN SCOTT. With 62 Illustrations. 1s. 6d.
- * Nos. 239 to 245 in *One Vol., handsomely half-bound, entitled "THE COMPLETE TEXT-BOOK OF FARM ENGINEERING."* By Professor JOHN SCOTT. Price 12s.
250. *MEAT PRODUCTION.* A Manual for Producers, Distributors, &c. By JOHN EWART. 2s. 6d. †
266. *BOOK-KEEPING FOR FARMERS & ESTATE OWNERS.* By J. M. WOODMAN, Chartered Accountant. 2s. 6d. cloth limp; 3s. 6d. cloth boards.

† The † indicates that these vols may be had strongly bound at 6d. extra.

MATHEMATICS, ARITHMETIC, ETC.

32. *MATHEMATICAL INSTRUMENTS*, a Treatise on; Their Construction, Adjustment, Testing, and Use concisely Explained. By J. F. HEATHER, M.A. Fourteenth Edition, revised, with additions, by A. T. WALMISLEY, M.I.C.E., Fellow of the Surveyors' Institution. Original Edition, in 1 vol., Illustrated. 2s.†
- ** In ordering the above, be careful to say, "Original Edition" (No. 32), to distinguish it from the Enlarged Edition in 3 vols. (Nos. 168-9-70.)
76. *DESCRIPTIVE GEOMETRY*, an Elementary Treatise on; with a Theory of Shadows and of Perspective, extracted from the French of G. MONGE. To which is added, a description of the Principles and Practice of Isometrical Projection. By J. F. HEATHER, M.A. With 14 Plates. 2s.
178. *PRACTICAL PLANE GEOMETRY*: giving the Simplest Modes of Constructing Figures contained in one Plane and Geometrical Construction of the Ground. By J. F. HEATHER, M.A. With 215 Woodcuts. 2s.
83. *COMMERCIAL BOOK-KEEPING*. With Commercial Phrases and Forms in English, French, Italian, and German. By JAMES HADDON, M.A., Arithmetical Master of King's College School, London. 1s. 6d.
84. *ARITHMETIC*, a Rudimentary Treatise on: with full Explanations of its Theoretical Principles, and numerous Examples for Practice. By Professor J. R. YOUNG. Twelfth Edition. 1s. 6d.
- 84*. A KEY to the above, containing Solutions in full to the Exercises, together with Comments, Explanations, and Improved Processes, for the Use of Teachers and Unassisted Learners. By J. R. YOUNG. 1s. 6d.
85. *EQUATIONAL ARITHMETIC*, applied to Questions of Interest, Annuities, Life Assurance, and General Commerce; with various Tables by which all Calculations may be greatly facilitated. By W. HIPSLEY. 2s.
86. *ALGEBRA*, the Elements of. By JAMES HADDON, M.A. With Appendix, containing miscellaneous Investigations, and a Collection of Problems in various parts of Algebra. 2s.
- 86*. A KEY AND COMPANION to the above Book, forming an extensive repository of Solved Examples and Problems in Illustration of the various Expedients necessary in Algebraical Operations. By J. R. YOUNG. 1s. 6d.
88. *EUCLID, THE ELEMENTS OF*: with many additional Propositions
89. and Explanatory Notes: to which is prefixed, an Introductory Essay on Logic. By HENRY LAW, C.E. 2s. 6d.†
- ** Sold also separately, viz. :—
88. *EUCLID, The First Three Books*. By HENRY LAW, C.E. 1s. 6d.
89. *EUCLID, Books 4, 5, 6, 11, 12*. By HENRY LAW, C.E. 1s. 6d.
90. *ANALYTICAL GEOMETRY AND CONIC SECTIONS* By JAMES HANN. A New Edition, by Professor J. R. YOUNG. 2s.†
91. *PLANE TRIGONOMETRY*, the Elements of. By JAMES HANN, formerly Mathematical Master of King's College, London. 1s. 6d.
92. *SPHERICAL TRIGONOMETRY*, the Elements of. By JAMES HANN. Revised by CHARLES H. DOWLING, C.E. 1s.
- ** Or with "The Elements of Plane Trigonometry," in One Volume, 2s. 6d.
93. *MENSURATION AND MEASURING*. With the Mensuration and Levelling of Land for the Purposes of Modern Engineering. By T. BAKER, C.E. New Edition by E. NUGENT, C.E. Illustrated. 1s. 6d.
101. *DIFFERENTIAL CALCULUS*, Elements of the. By W. S. B. WOOLHOUSE, F.R.A.S., &c. 1s. 6d.
102. *INTEGRAL CALCULUS*, Rudimentary Treatise on the. By HOMERSHAM COX, B.A. Illustrated. 1s.
136. *ARITHMETIC*, Rudimentary, for the Use of Schools and Secondary Instruction. By JAMES HADDON, M.A. Revised by A. ARMAN. 1s. 6d.
137. A KEY TO HADDON'S RUDIMENTARY ARITHMETIC. By A. ARMAN. 1s. 6d.


† The † indicates that these vols. may be had strongly bound at 6d. extra.

Mathematics, Arithmetic, etc., continued.

168. **DRAWING AND MEASURING INSTRUMENTS.** Including—I. Instruments employed in Geometrical and Mechanical Drawing, and in the Construction, Copying, and Measurement of Maps and Plans. II. Instruments used for the purposes of Accurate Measurement, and for Arithmetical Computations. By J. F. HEATHER, M.A. Illustrated. 1s. 6d.
169. **OPTICAL INSTRUMENTS.** Including (more especially) Telescopes, Microscopes, and Apparatus for producing copies of Maps and Plans by Photography. By J. F. HEATHER, M.A. Illustrated. 1s. 6d.
170. **SURVEYING AND ASTRONOMICAL INSTRUMENTS.** Including—I. Instruments Used for Determining the Geometrical Features of a portion of Ground. II. Instruments Employed in Astronomical Observations. By J. F. HEATHER, M.A. Illustrated. 1s. 6d.
- * * * *The above three volumes form an enlargement of the Author's original work, "Mathematical Instruments." (See No. 32 in the Series.)*
168. } **MATHEMATICAL INSTRUMENTS.** By J. F. HEATHER,
169. } M.A. Enlarged Edition, for the most part entirely re-written. The 3 Parts as
170. } above, in One thick Volume. With numerous Illustrations. 4s. 6d. †
158. **THE SLIDE RULE, AND HOW TO USE IT;** containing full, easy, and simple Instructions to perform all Business Calculations with unexampled rapidity and accuracy. By CHARLES HOARE, C.E. Sixth Edition. With a Slide Rule in tuck of cover. 2s. 6d. †
196. **THEORY OF COMPOUND INTEREST AND ANNUITIES;** with Tables of Logarithms for the more Difficult Computations of Interest, Discount, Annuities, &c. By FÉDOR THOMAN. Fourth Edition. 4s. †
199. **THE COMPENDIOUS CALCULATOR;** or, Easy and Concise Methods of Performing the various Arithmetical Operations required in Commercial and Business Transactions; together with Useful Tables. By D. O GORMAN. Twenty-seventh Edition, carefully revised by C. NORRIS. 2s. 6d., cloth limp; 3s. 6d., strongly half-bound in leather.
204. **MATHEMATICAL TABLES,** for Trigonometrical, Astronomical, and Nautical Calculations; to which is prefixed a Treatise on Logarithms. By HENRY LAW, C.E. Together with a Series of Tables for Navigation and Nautical Astronomy. By Prof. J. R. YOUNG. New Edition. 4s.
- 204*. **LOGARITHMS.** With Mathematical Tables for Trigonometrical, Astronomical, and Nautical Calculations. By HENRY LAW, M.Inst.C.E. New and Revised Edition. (Forming part of the above Work). 3s.
221. **MEASURES, WEIGHTS, AND MONEYS OF ALL NATIONS,** and an Analysis of the Christian, Hebrew, and Mahometan Calendars. By W. S. B. WOOLHOUSE, F.R.A.S., F.S.S. Seventh Edition, 2s. 6d. †
227. **MATHEMATICS AS APPLIED TO THE CONSTRUCTIVE ARTS.** Illustrating the various processes of Mathematical Investigation, by means of Arithmetical and Simple Algebraical Equations and Practical Examples. By FRANCIS CAMPIN, C.E. Third Edition. 3s. †

PHYSICAL SCIENCE, NATURAL PHILOSOPHY, ETC.

1. **CHEMISTRY.** By Professor GEORGE FOWNES, F.R.S. With an Appendix on the Application of Chemistry to Agriculture. 1s.
2. **NATURAL PHILOSOPHY,** Introduction to the Study of. By C. TOMLINSON. Woodcuts. 1s. 6d.
6. **MECHANICS,** Rudimentary Treatise on. By CHARLES TOMLINSON. Illustrated. 1s. 6d.
7. **ELECTRICITY;** showing the General Principles of Electrical Science, and the purposes to which it has been applied. By Sir W. SNOW HARRIS, F.R.S., &c. With Additions by R. SABINE, C.E., F.S.A. † 1s. 6d.
- 7*. **GALVANISM.** By Sir W. SNOW HARRIS. New Edition by ROBERT SABINE, C.E., F.S.A. 1s. 6d.
8. **MAGNETISM;** being a concise Exposition of the General Principles of Magnetical Science. By Sir W. SNOW HARRIS. New Edition, revised by H. M. NOAD, Ph.D. With 165 Woodcuts. 3s. 6d. †


 *The † indicates that these vols. may be had strongly bound at 6d. extra.*

Physical Science, Natural Philosophy, etc., *continued.*

11. *THE ELECTRIC TELEGRAPH*; its History and Progress; with Descriptions of some of the Apparatus. By R. SABINE, C.E., F.S.A. 3s.
12. *PNEUMATICS*, including Acoustics and the Phenomena of Wind Currents, for the Use of Beginners. By CHARLES TOMLINSON, F.R.S. Fourth Edition, enlarged. Illustrated. 1s. 6d.
72. *MANUAL OF THE MOLLUSCA*; a Treatise on Recent and Fossil Shells. By Dr. S. P. WOODWARD, A.L.S. Fourth Edition. With Plates and 300 Woodcuts. 7s. 6d., cloth.
96. *ASTRONOMY*. By the late Rev. ROBERT MAIN, M.A. Third Edition, by WILLIAM THYNNE LYNN, B.A., F.R.A.S. 2s.
97. *STATICS AND DYNAMICS*, the Principles and Practice of; embracing also a clear development of Hydrostatics, Hydrodynamics, and Central Forces. By T. BAKER, C.E. Fourth Edition. 1s. 6d.
173. *PHYSICAL GEOLOGY*, partly based on Major-General PORTLOCK's "Rudiments of Geology." By RALPH TATE, A.L.S., &c. Woodcuts. 2s.
174. *HISTORICAL GEOLOGY*, partly based on Major-General PORTLOCK's "Rudiments." By RALPH TATE, A.L.S., &c. Woodcuts. 2s. 6d.
- 173 & 174. *RUDIMENTARY TREATISE ON GEOLOGY*, Physical and Historical. Partly based on Major-General PORTLOCK's "Rudiments of Geology." By RALPH TATE, A.L.S., F.G.S., &c. In One Volume. 4s. 6d. †
- 183 & 184. *ANIMAL PHYSICS*, Handbook of. By Dr. LARDNER, D.C.L., formerly Professor of Natural Philosophy and Astronomy in University College, Lond. With 520 Illustrations. In One Vol. 7s. 6d., cloth boards.
183. *ANIMAL PHYSICS*. By Dr. LARDNER. Part I., Chapters I.—VII. 4s.
184. *ANIMAL PHYSICS*. By Dr. LARDNER. Part II., Chapters VIII.—XVIII. 3s.
269. *LIGHT*: an Introduction to the Science of Optics, for the Use of Students of Architecture, Engineering, and other Applied Sciences. By E. WYNDHAM TARN, M.A. 1s. 6d.

FINE ARTS.

20. *PERSPECTIVE FOR BEGINNERS*. Adapted to Young Students and Amateurs in Architecture, Painting, &c. By GEORGE PYNE. 2s.
40. *GLASS STAINING, AND THE ART OF PAINTING ON GLASS*. From the German of Dr. GESSERT and EMANUEL OTTO FROMBERG. With an Appendix on THE ART OF ENAMELLING. 2s. 6d.
69. *MUSIC, A Rudimentary and Practical Treatise on*. With numerous Examples. By CHARLES CHILD SPENCER. 2s. 6d.
71. *PIANOFORTE*, The Art of Playing the. With numerous Exercises & Lessons from the Best Masters. By CHARLES CHILD SPENCER. 1s. 6d.
- 69-71. *MUSIC & THE PIANOFORTE*. In one vol. Half bound, 5s.
181. *PAINTING POPULARLY EXPLAINED*, including Fresco, Oil, Mosaic, Water Colour, Water-Glass, Tempera, Encaustic, Miniature, Painting on Ivory, Vellum, Pottery, Enamel, Glass, &c. With Historical Sketches of the Progress of the Art by THOMAS JOHN GULLICK, assisted by JOHN TIMBS, F.S.A. Sixth Edition, revised and enlarged. 5s. †
186. *A GRAMMAR OF COLOURING*, applied to Decorative Painting and the Arts. By GEORGE FIELD. New Edition, enlarged and adapted to the Use of the Ornamental Painter and Designer. By ELLIS A. DAVIDSON. With two new Coloured Diagrams, &c. 3s. †
246. *A DICTIONARY OF PAINTERS, AND HANDBOOK FOR PICTURE AMATEURS*; including Methods of Painting, Cleaning, Relining and Restoring, Schools of Painting, &c. With Notes on the Copyists and Imitators of each Master. By PHILIPPE DARYL. 2s. 6d. †


 The † indicates that these vols. may be had strongly bound at 6d. extra.

INDUSTRIAL AND USEFUL ARTS.

23. *BRICKS AND TILES*, Rudimentary Treatise on the Manufacture of. By E. DOBSON, M.R.I.B.A. Illustrated, 3s. †
67. *CLOCKS, WATCHES, AND BELLS*, a Rudimentary Treatise on. By Sir EDMUND BECKETT, LL.D., Q.C. Seventh Edition, revised and enlarged. 4s. 6d. limp; 5s. 6d. cloth boards.
- 83** . *CONSTRUCTION OF DOOR LOCKS*. Compiled from the Papers of A. C. HOBBS, and Edited by CHARLES TOMLINSON, F.R.S. 2s. 6d.
162. *THE BRASS FOUNDER'S MANUAL*; Instructions for Modelling, Pattern-Making, Moulding, Turning, Filing, Burnishing, Bronzing, &c. With copious Receipts, &c. By WALTER GRAHAM. 2s. †
205. *THE ART OF LETTER PAINTING MADE EASY*. By J. G. BADENOCH. Illustrated with 12 full-page Engravings of Examples. 1s. 6d.
215. *THE GOLDSMITH'S HANDBOOK*, containing full Instructions for the Alloying and Working of Gold. By GEORGE E. GEE, 3s. †
225. *THE SILVERSMITH'S HANDBOOK*, containing full Instructions for the Alloying and Working of Silver. By GEORGE E. GEE. 3s. †
- 226* . *The two preceding Works, in One handsome Vol., half-bound, entitled "THE GOLDSMITH'S & SILVERSMITH'S COMPLETE HANDBOOK,"* 7s.
249. *THE HALL-MARKING OF JEWELLERY PRACTICALLY CONSIDERED*. By GEORGE E. GEE. 3s. †
224. *COACH BUILDING*, A Practical Treatise, Historical and Descriptive. By J. W. BURGESS. 2s. 6d. †
235. *PRACTICAL ORGAN BUILDING*. By W. E. DICKSON, M.A., Precentor of Ely Cathedral. Illustrated. 2s. 6d. †
262. *THE ART OF BOOT AND SHOEMAKING*. By JOHN BEDFORD LENO. Numerous Illustrations. Third Edition. 2s.
263. *MECHANICAL DENTISTRY: A Practical Treatise on the Construction of the Various Kinds of Artificial Dentures, with Formulæ, Tables, Receipts, &c.* By CHARLES HUNTER. Third Edition. 3s. †
270. *WOOD ENGRAVING: A Practical and Easy Introduction to the Study of the Art.* By W. N. BROWN. 1s. 6d.

MISCELLANEOUS VOLUMES.

36. *A DICTIONARY OF TERMS used in ARCHITECTURE, BUILDING, ENGINEERING, MINING, METALLURGY, ARCHÆOLOGY, the FINE ARTS, &c.* By JOHN WEALE. Sixth Edition. Revised by ROBERT HUNT, F.R.S. Illustrated. 5s. limp; 6s. cloth boards.
50. *LABOUR CONTRACTS*. A Popular Handbook on the Law of Contracts for Works and Services. By DAVID GIBBONS. Fourth Edition, Revised, with Appendix of Statutes by T. F. UTILEY, Solicitor, 3s. 6d. cloth.
112. *MANUAL OF DOMESTIC MEDICINE*. By R. GOODING, B.A., M.D. A Family Guide in all Cases of Accident and Emergency 2s.
- 112* . *MANAGEMENT OF HEALTH*. A Manual of Home and Personal Hygiene. By the Rev. JAMES BAIRD, B.A. 1s.
150. *LOGIC*, Pure and Applied. By S. H. EMMENS. 1s. 6d.
153. *SELECTIONS FROM LOCKE'S ESSAYS ON THE HUMAN UNDERSTANDING*. With Notes by S. H. EMMENS. 1s. 6d.
154. *GENERAL HINTS TO EMIGRANTS*. 2s.
157. *THE EMIGRANT'S GUIDE TO NATAL*. By R. MANN. 2s.
193. *HANDBOOK OF FIELD FORTIFICATION*. By Major W. W. KNOLLYS, F.R.G.S. With 163 Woodcuts. 3s. †
194. *THE HOUSE MANAGER: Being a Guide to Housekeeping*. Practical Cookery, Pickling and Preserving, Household Work, Dairy Management, &c. By AN OLD HOUSEKEEPER. 3s. 6d. †
194. *HOUSE BOOK (The)*. Comprising:—I. THE HOUSE MANAGER. 112 & By an OLD HOUSEKEEPER. II. DOMESTIC MEDICINE. By R. GOODING, M.D. 112* . III. MANAGEMENT OF HEALTH. By J. BAIRD. In One Vol., half-bound, 6s.

 The † indicates that these vols. may be had strongly bound at 6d. extra.

EDUCATIONAL AND CLASSICAL SERIES.

HISTORY.

1. **England, Outlines of the History of;** more especially with reference to the Origin and Progress of the English Constitution. By WILLIAM DOUGLAS HAMILTON, F.S.A., of Her Majesty's Public Record Office. 4th Edition, revised. 5s.; cloth boards, 6s.
5. **Greece, Outlines of the History of;** in connection with the Rise of the Arts and Civilization in Europe. By W. DOUGLAS HAMILTON, of University College, London, and EDWARD LEVIEN, M.A., of Balliol College, Oxford. 2s. 6d.; cloth boards, 3s. 6d.
7. **Rome, Outlines of the History of:** from the Earliest Period to the Christian Era and the Commencement of the Decline of the Empire. By EDWARD LEVIEN, of Balliol College, Oxford. Map, 2s. 6d.; cl. bds. 3s. 6d.
9. **Chronology of History, Art, Literature, and Progress,** from the Creation of the World to the Present Time. The Continuation by W. D. HAMILTON, F.S.A. 3s.; cloth boards, 3s. 6d.

ENGLISH LANGUAGE AND MISCELLANEOUS.

11. **Grammar of the English Tongue, Spoken and Written.** With an Introduction to the Study of Comparative Philology. By HYDE CLARKE, D.C.L. Fifth Edition. 1s. 6d.
12. **Dictionary of the English Language, as Spoken and Written.** Containing above 100,000 Words. By HYDE CLARKE, D.C.L. 3s. 6d.; cloth boards, 4s. 6d.; complete with the GRAMMAR, cloth bds., 5s. 6d.
48. **Composition and Punctuation, familiarly Explained** for those who have neglected the Study of Grammar. By JUSTIN BRENNAN. 18th Edition. 1s. 6d.
49. **Derivative Spelling-Book:** Giving the Origin of Every Word from the Greek, Latin, Saxon, German, Teutonic, Dutch, French, Spanish, and other Languages; with their present Acceptation and Pronunciation. By J. ROWBOTHAM, F.R.A.S. Improved Edition. 1s. 6d.
51. **The Art of Extempore Speaking:** Hints for the Pulpit, the Senate, and the Bar. By M. BAUTAIN, Vicar-General and Professor at the Sorbonne. Translated from the French. 8th Edition, carefully corrected. 2s. 6d.
53. **Places and Facts in Political and Physical Geography,** for Candidates in Examinations. By the Rev. EDGAR RAND, B.A. 1s.
54. **Analytical Chemistry, Qualitative and Quantitative, a Course** of. To which is prefixed, a Brief Treatise upon Modern Chemical Nomenclature and Notation. By WM. W. PINK and GEORGE E. WEBSTER. 2s.

THE SCHOOL MANAGERS' SERIES OF READING BOOKS,

Edited by the Rev. A. R. GRANT, Rector of Hitcham, and Honorary Canon of Ely: formerly H.M. Inspector of Schools.

INTRODUCTORY PRIMER, 3d.

	<i>s.</i>	<i>d.</i>		<i>s.</i>	<i>d.</i>
FIRST STANDARD . . .	0	6	FOURTH STANDARD . . .	1	2
SECOND " . . .	0	10	FIFTH " . . .	1	6
THIRD " . . .	1	0	SIXTH " . . .	1	6

LESSONS FROM THE BIBLE. Part I. Old Testament. 1s.

LESSONS FROM THE BIBLE. Part II. New Testament, to which is added THE GEOGRAPHY OF THE BIBLE, for very young Children. By Rev. C. THORNTON FORSTER. 1s. 2d. ** Or the Two Parts in One Volume. 2s.

FRENCH.

24. **French Grammar.** With Complete and Concise Rules on the Genders of French Nouns. By G. L. STRAUSS, Ph.D. 1s. 6d.
25. **French-English Dictionary.** Comprising a large number of New Terms used in Engineering, Mining, &c. By ALFRED ELWES. 1s. 6d.
26. **English-French Dictionary.** By ALFRED ELWES. 2s.
- 25,26. **French Dictionary** (as above). Complete, in One Vol., 3s.; cloth boards, 3s. 6d. * * * Or with the GRAMMAR, cloth boards, 4s. 6d.
47. **French and English Phrase Book:** containing Introductory Lessons, with Translations, several Vocabularies of Words, a Collection of suitable Phrases, and Easy Familiar Dialogues. 1s. 6d.

GERMAN.

39. **German Grammar.** Adapted for English Students, from Heyse's Theoretical and Practical Grammar, by Dr. G. L. STRAUSS. 1s. 6d.
40. **German Reader: A Series of Extracts,** carefully culled from the most approved Authors of Germany; with Notes, Philological and Explanatory. By G. L. STRAUSS, Ph.D. 1s.
- 41-43. **German Triglot Dictionary.** By N. E. S. A. HAMILTON. In Three Parts. Part I. German-French-English. Part II. English-German-French. Part III. French-German-English. 3s., or cloth boards, 4s.
- 41-43 & 39. **German Triglot Dictionary** (as above), together with German Grammar (No. 39), in One Volume, cloth boards, 5s.

ITALIAN.

27. **Italian Grammar,** arranged in Twenty Lessons, with a Course of Exercises. By ALFRED ELWES. 1s. 6d.
28. **Italian Triglot Dictionary,** wherein the Genders of all the Italian and French Nouns are carefully noted down. By ALFRED ELWES. Vol. 1. Italian-English-French. 2s. 6d.
30. **Italian Triglot Dictionary.** By A. ELWES. Vol. 2. English-French-Italian. 2s. 6d.
32. **Italian Triglot Dictionary.** By ALFRED ELWES. Vol. 3. French-Italian-English. 2s. 6d.
- 28,30,32. **Italian Triglot Dictionary** (as above). In One Vol., 7s. 6d. Cloth boards.

SPANISH AND PORTUGUESE.

34. **Spanish Grammar,** in a Simple and Practical Form. With a Course of Exercises. By ALFRED ELWES. 1s. 6d.
35. **Spanish-English and English-Spanish Dictionary.** Including a large number of Technical Terms used in Mining, Engineering, &c. with the proper Accents and the Gender of every Noun. By ALFRED ELWES. 4s.; cloth boards, 5s. * * * Or with the GRAMMAR, cloth boards, 6s.
55. **Portuguese Grammar,** in a Simple and Practical Form. With a Course of Exercises. By ALFRED ELWES. 1s. 6d.
56. **Portuguese-English and English-Portuguese Dictionary.** Including a large number of Technical Terms used in Mining, Engineering, &c., with the proper Accents and the Gender of every Noun. By ALFRED ELWES. Third Edition, Revised, 5s.; cloth boards, 6s. * * * Or with the GRAMMAR, cloth boards, 7s.

HEBREW.

- 46*. **Hebrew Grammar.** By Dr. BRESSLAU. 1s. 6d.
44. **Hebrew and English Dictionary,** Biblical and Rabbinical; containing the Hebrew and Chaldee Roots of the Old Testament Post-Rabbinical Writings. By Dr. BRESSLAU. 6s.
46. **English and Hebrew Dictionary.** By Dr. BRESSLAU. 3s.
- 44,46,46*. **Hebrew Dictionary** (as above), in Two Vols., complete, with the GRAMMAR, cloth boards, 12s.

LATIN.

19. **Latin Grammar.** Containing the Inflections and Elementary Principles of Translation and Construction. By the Rev. THOMAS GOODWIN, M.A., Head Master of the Greenwich Proprietary School. 1s. 6d.
20. **Latin-English Dictionary.** By the Rev. THOMAS GOODWIN, M.A. 2s.
22. **English-Latin Dictionary;** together with an Appendix of French and Italian Words which have their origin from the Latin. By the Rev. THOMAS GOODWIN, M.A. 1s. 6d.
- 20,22. **Latin Dictionary** (as above). Complete in One Vol., 3s. 6d. cloth boards, 4s. 6d. * * Or with the GRAMMAR, cloth boards, 5s. 6d.

LATIN CLASSICS. With Explanatory Notes in English.

1. **Latin Delectus.** Containing Extracts from Classical Authors, with Genealogical Vocabularies and Explanatory Notes, by H. YOUNG. 1s. 6d.
2. **Cæsar's Commentarii de Bello Gallico.** Notes, and a Geographical Register for the Use of Schools, by H. YOUNG. 2s.
3. **Cornelius Nepos.** With Notes. By H. YOUNG. 1s.
4. **Virgillii Maronis Bucolica et Georgica.** With Notes on the Bucolics by W. RUSHTON, M.A., and on the Georgics by H. YOUNG. 1s. 6d.
5. **Virgillii Maronis Æneis.** With Notes, Critical and Explanatory, by H. YOUNG. New Edition, revised and improved. With copious Additional Notes by Rev. T. H. L. LEARY, D.C.L., formerly Scholar of Brasenose College, Oxford. 3s.
- ^{5*} ——— Part 1. Books i.—vi., 1s. 6d.
- ^{5**} ——— Part 2. Books vii.—xii., 2s.
6. **Horace; Odes, Epode, and Carmen Sæculare.** Notes by H. YOUNG. 1s. 6d.
7. **Horace; Satires, Epistles, and Ars Poetica.** Notes by W. BROWN-RIGG SMITH, M.A., F.R.G.S. 1s. 6d.
8. **Sallustii Crispi Catalina et Bellum Jugurthinum.** Notes, Critical and Explanatory, by W. M. DONNE, B.A., Trin. Coll., Cam. 1s. 6d.
9. **Terentii Andria et Heautontimorumenos.** With Notes, Critical and Explanatory, by the Rev. JAMES DAVIES, M.A. 1s. 6d.
10. **Terentii Adelphi, Hecyra, Phormio.** Edited, with Notes, Critical and Explanatory, by the Rev. JAMES DAVIES, M.A. 2s.
11. **Terentii Eunuchus, Comœdia.** Notes, by Rev. J. DAVIES, M.A. 1s. 6d.
12. **Ciceronis Oratio pro Sexto Roscio Amerino.** Edited, with an Introduction, Analysis, and Notes, Explanatory and Critical, by the Rev. JAMES DAVIES, M.A. 1s. 6d.
13. **Ciceronis Orationes in Catilinam, Verrem, et pro Archia.** With Introduction, Analysis, and Notes, Explanatory and Critical, by Rev. T. H. L. LEARY, D.C.L. formerly Scholar of Brasenose College, Oxford. 1s. 6d.
14. **Ciceronis Cato Major, Lælius, Brutus, sive de Senectute, de Amicitia, de Claris Oratoribus Dialogi.** With Notes by W. BROWN-RIGG SMITH M.A., F.R.G.S. 2s.
16. **Livy; History of Rome.** Notes by H. YOUNG and W. B. SMITH, M.A. Part 1. Books i., ii., 1s. 6d.
- ^{16*} ——— Part 2. Books iii., iv., v., 1s. 6d.
17. ——— Part 3. Books xxi., xxii., 1s. 6d.
19. **Latin Verse Selections,** from Catullus, Tibullus, Propertius, and Ovid. Notes by W. B. DONNE, M.A., Trinity College, Cambridge. 2s.
20. **Latin Prose Selections,** from Varro, Columella, Vitruvius, Seneca, Quintilian, Florus, Velleius Paterculus, Valerius Maximus Suetonius, Apuleius, &c. Notes by W. B. DONNE, M.A. 2s.
21. **Juvenalis Satiræ.** With Prolegomena and Notes by T. H. S. ESCOTT, B.A., Lecturer on Logic at King's College, London. 2s.

GREEK.

14. **Greek Grammar**, in accordance with the Principles and Philological Researches of the most eminent Scholars of our own day. By HANS CLAUDE HAMILTON. 1s. 6d.
- 15,17. **Greek Lexicon**. Containing all the Words in General Use, with their Significations, Inflections, and Doubtful Quantities. By HENRY R. HAMILTON. Vol. 1. Greek-English, 2s. 6d.; Vol. 2. English-Greek, 2s. Or the Two Vols. in One, 4s. 6d.: cloth boards, 5s.
- 14,15. **Greek Lexicon** (as above). Complete, with the GRAMMAR, in 17. One Vol., cloth boards, 6s.
- GREEK CLASSICS.** With Explanatory Notes in English.
1. **Greek Delectus**. Containing Extracts from Classical Authors, with Genealogical Vocabularies and Explanatory Notes, by H. YOUNG. New Edition, with an improved and enlarged Supplementary Vocabulary, by JOHN HUTCHISON, M.A., of the High School, Glasgow. 1s. 6d.
- 2, 3. **Xenophon's Anabasis**; or, The Retreat of the Ten Thousand. Notes and a Geographical Register, by H. YOUNG. Part 1. Books i. to iii., 1s. Part 2. Books iv. to vii., 1s.
4. **Lucian's Select Dialogues**. The Text carefully revised, with Grammatical and Explanatory Notes, by H. YOUNG. 1s. 6d.
- 5-12. **Homer, The Works of**. According to the Text of BAEUMLEIN. With Notes, Critical and Explanatory, drawn from the best and latest Authorities, with Preliminary Observations and Appendices, by T. H. L. LEARY, M.A., D.C.L.
- | | | |
|--------------|-------------------------------------|---|
| THE ILIAD: | Part 1. Books i. to vi., 1s. 6d. | Part 3. Books xiii. to xviii., 1s. 6d. |
| | Part 2. Books vii. to xii., 1s. 6d. | Part 4. Books xix. to xxiv., 1s. 6d. |
| THE ODYSSEY: | Part 1. Books i. to vi., 1s. 6d. | Part 3. Books xiii. to xviii., 1s. 6d. |
| | Part 2. Books vii. to xii., 1s. 6d. | Part 4. Books xix. to xxiv., and Hymns, 2s. |
13. **Plato's Dialogues**: The Apology of Socrates, the Crito, and the Phædo. From the Text of C. F. HERMANN. Edited with Notes, Critical and Explanatory, by the Rev. JAMES DAVIES, M.A. 2s.
- 14-17. **Herodotus, The History of**, chiefly after the Text of GAISFORD. With Preliminary Observations and Appendices, and Notes, Critical and Explanatory, by T. H. L. LEARY, M.A., D.C.L.
- | | |
|---------|---|
| Part 1. | Books i., ii. (The Clio and Euterpe), 2s. |
| Part 2. | Books iii., iv. (The Thalia and Melpomene), 2s. |
| Part 3. | Books v.-vii. (The Terpsichore, Erato, and Polymnia), 2s. |
| Part 4. | Books viii., ix. (The Urania and Calliope) and Index, 1s. 6d. |
18. **Sophocles: Œdipus Tyrannus**. Notes by H. YOUNG. 1s.
20. **Sophocles: Antigone**. From the Text of DINDORF. Notes, Critical and Explanatory, by the Rev. JOHN MILNER, B.A. 2s.
23. **Euripides: Hecuba and Medea**. Chiefly from the Text of DINDORF. With Notes, Critical and Explanatory, by W. BROWNRIGG SMITH, M.A., F.R.G.S. 1s. 6d.
26. **Euripides: Alcestis**. Chiefly from the Text of DINDORF. With Notes, Critical and Explanatory, by JOHN MILNER, B.A. 1s. 6d.
30. **Æschylus: Prometheus Vincetus: The Prometheus Bound**. From the Text of DINDORF. Edited, with English Notes, Critical and Explanatory, by the Rev. JAMES DAVIES, M.A. 1s.
32. **Æschylus: Septem Contra Thebes: The Seven against Thebes**. From the Text of DINDORF. Edited, with English Notes, Critical and Explanatory, by the Rev. JAMES DAVIES, M.A. 1s.
40. **Aristophanes: Acharnians**. Chiefly from the Text of C. H. WEISE. With Notes, by C. S. T. TOWNSHEND, M.A. 1s. 6d.
41. **Thucydides: History of the Peloponnesian War**. Notes by H. YOUNG. Book 1. 1s. 6d.
42. **Xenophon's Panegyric on Agesilaus**. Notes and Introduction by LL. F. W. JEWITT. 1s. 6d.
43. **Demosthenes**. The Oration on the Crown and the Philippics. With English Notes. By Rev. T. H. L. LEARY, D.C.L., formerly Scholar of Brasenose College, Oxford. 1s. 6d.

