

**[Report 1948] / Medical Officer of Health, Guildford R.D.C.**

**Contributors**

Guildford (England). Rural District Council.

**Publication/Creation**

1948

**Persistent URL**

<https://wellcomecollection.org/works/dect4jne>

**License and attribution**

You have permission to make copies of this work under a Creative Commons, Attribution license.

This licence permits unrestricted use, distribution, and reproduction in any medium, provided the original author and source are credited. See the Legal Code for further information.


Image source should be attributed as specified in the full catalogue record. If no source is given the image should be attributed to Wellcome Collection.



Wellcome Collection  
183 Euston Road  
London NW1 2BE UK  
T +44 (0)20 7611 8722  
E [library@wellcomecollection.org](mailto:library@wellcomecollection.org)  
<https://wellcomecollection.org>

244 13(3) GUILD FORD LIBRARY

Guildford Rural District



---

# ANNUAL REPORT

— OF THE —

Medical Officer of Health


For the Year

---

1 9 4 8

---

Together with the Annual Report  
of the Sanitary Inspector



Digitized by the Internet Archive  
in 2017 with funding from  
Wellcome Library

<https://archive.org/details/b2927008x>

Guildford Rural District

---

# ANNUAL REPORT

— OF THE —

Medical Officer of Health

For the Year

---

1 9 4 8

---

Together with the Annual Report  
of the Sanitary Inspector



# CONTENTS

	<i>Pages</i>
STATISTICAL AND SOCIAL CONDITIONS OF THE AREA .....	7-11
GENERAL PROVISION OF HEALTH SERVICES FOR THE AREA .....	12-19
SANITARY CIRCUMSTANCES OF THE AREA .....	19-23
HOUSING .....	24-27
INSPECTION AND SUPERVISION OF FOOD .....	28-30
PREVALENCE OF, AND CONTROL OVER, INFECTIOUS AND OTHER DISEASES .....	31-45
SANITARY INSPECTOR'S REPORT .....	46-55

# INDEX

	<i>Page</i>
Ambulance Facilities .....	12, 13, 14
Ante-Natal Clinics .....	16
Area .....	7
Birth Control .....	17
Burial of the Dead .....	19
Births and Birth-Rates .....	11
Cancer .....	41
Causes of Death .....	9
Chest Clinics .....	17
Cleansing, Public .....	54
Clinics and Treatment Centres .....	16
Deaths and Death-Rates .....	8-11
Diphtheria .....	32
Diphtheria Immunisation .....	32
District Nurses .....	15
Drainage and Sewerage .....	21
Factories Act, 1937 .....	55
Food unfit for Human Consumption .....	50
Food and Drugs Act, 1938 .....	28
Foods, Meat and Other .....	28-30
Graph—Births and Deaths .....	10
Graph—Tuberculosis .....	45
Health Visitors .....	15
Health Department Visiting Nurse .....	37
Hospitals .....	18
Hospital Car Service .....	13-14
Home Nursing for Public Assistance Cases .....	15
Home Visiting .....	32
Housing .....	24-27
Immunization (Diphtheria) .....	39-40
Infant Mortality .....	7, 8

	<i>Page</i>
Infantile Paralysis .....	31
Infectious Diseases .....	31
Inspection and Supervision of Food .....	28
Insulin .....	19
Laboratory Facilities .....	12
Maternal Mortality .....	7, 8
Maternity and Child Welfare Centres .....	16
Measles .....	33
Meat and Other Foods .....	28-30
Midwives .....	15
Milk Analyses .....	47-48
Milk Supply .....	28
Movable Dwellings and Camping Grounds .....	52
Mortuaries .....	19
National Assistance Act .....	15
Nursing in the Home .....	15
Notices Served .....	46
Orthopædic Clinic .....	17
Pathological Examinations .....	12
Population .....	7
Public Cleansing .....	23
Public Health Act, 1936 .....	55
Rateable Value .....	7
Rivers and Streams .....	20
Sanitary Inspection of the Area .....	46-47
Scabies .....	37
Scarlet Fever .....	33
Schick Testing .....	32
School Absentees .....	37-38
Sewage Works .....	22
Smallpox .....	31
Staff .....	4
Statistical Summary .....	7, 8
Still Births .....	8
Tillingbourne Valley Mobile Physiotherapy Service .....	17
Tuberculosis .....	42
Tuberculosis Care Committee .....	43
Typhoid Fever .....	7
Typhus Fever .....	7
Vaccination .....	40
Venereal Diseases Clinic .....	17
Visiting Nurse .....	37
Vital Statistics .....	8
Water Analyses .....	12
Water Supplies .....	25, 50
Whooping-cough .....	7
Zymotic Diseases .....	7



# Guildford Rural District Council

---

## STAFF OF THE PUBLIC HEALTH DEPARTMENT

---

### Medical Officer of Health:

\* J. E. HAINE, M.B., Ch.B., D.P.H.,

### Assistant Medical Officer of Health:

\* MARGARET A. POLLOCK, M.B., Ch.B., D.P.H., B.A.O.

### Visiting Nurse:

\* Mrs. E. M. E. LYDDIARD, S.R.N., S.C.M.

### Sanitary Engineer and Surveyor:

J.W. WILTON, F.S.I., M.Inst.M. & Cy.E.

### Chief Sanitary Inspector:

P. MEDDOWS TAYLOR, M.R.S.I., M.S.I.A.

### District Sanitary Inspectors:

#### No. 1 District:

K. G. FREEMAN, M.R.S.I., M.S.I.A.

#### No. 2 District:

E. J. WARD, A.R.San.I.

#### No. 3 District:

Miss M. E. NUNN, A.R.San.I., M.S.I.A.

### Health Department: Clerical Staff:

\* Chief Clerk C. B. STUART.

\* N. C. BELLAMY (from 24th May).

\* Miss D. L. MONK.

\* Miss M. H. JEFFERSON.

### Medical Transport Department to 4th July, 1948:

#### Clerical Staff:

† F. A. CARTER.

† Mrs. D. PENTECOST.

### Sanitary Inspectors' Department:

Miss D. S. CROUCHER.

Mrs. U. R. ATTER.

Miss O. ELLIS.

### Cleansing Superintendent: L. BOND.

\* Also acts in similar capacity for the Hambledon Rural District and Haslemere Urban District.

† Also acts in similar capacity for the Hambledon Rural District.

# Guildford Rural District Council

---

PUBLIC HEALTH DEPARTMENT,  
MILLMEAD HOUSE,  
GUILDFORD.

August, 1949.

*To the Chairman and Members of the Guildford Rural  
District Council.*

Mr. Chairman, Ladies and Gentlemen,

I have the honour to present my Annual Report on the health of the District for the year 1948.

The health of the District as a whole continues to be satisfactory, and there have been no outbreaks of epidemic disease.

The population, according to the Registrar-General's estimate, has increased by 2,560 over last year. Despite this substantial increase, the number of births is fewer, and the Birth Rate lower than the peak in 1947. The number of deaths is considerably less than last year, and the Death Rate of 9.76 per 1,000 of the population is very low. The Infantile Death Rate of 23.80 per 1,000 is the lowest we have ever recorded. The lowest previously was in 1942, when it was 30.18 per 1,000, whilst the average for the past ten years is 38.04. The Infantile Death Rate for the country as a whole is at the record low level of 34.00. The comparatively small figures for the District make fluctuations more obvious than when considering large populations of counties, or of the country as a whole.

During the year the building programme was carried out so far as permitted, and 285 houses were completed. Although 912 families have been housed up to December, 1948, the supply of accommodation does not keep pace with the increasing demands, which must be additionally augmented by the substantial population increase.

As reported before, the state of repair of many of the older houses continues to deteriorate. It is impossible yet to deal adequately or systematically with the several hundred old houses scheduled in Category 5 of the Rural Housing Survey. These houses are, in many cases, not worth expensive repairs,



and are falling into a very serious state of dilapidation. The houses in Category 3 are similarly deteriorating, and many may eventually have to be considered for demolition.

The problems of main drainage are not yet solved, though much preparatory work has been done. The need is increasingly urgent.

Through another very difficult year the support and consideration of the Members of the Council has been a source of encouragement much appreciated, and I record also my thanks to the staff for their help and co-operation.

I have the honour to remain,

Your obedient servant,

J. E. HAINE,

*Medical Officer of Health.*

# STATISTICS & SOCIAL CONDITIONS OF THE AREA

## SUMMARY

	1948	1947
Area in Acres ... ..	59,782	59,782
Estimated resident population in July (estimate supplied by Registrar-General) ...	41,290	38,730
Number of Inhabited Houses (December) according to Rate Books ... ..	11,800	11,323
Rateable Value (at 1st April following year)	£337,379	£338,436
A sum represented by a Penny Rate (actual)	£1,352 12s. 9d.	£1,362 19s. 10d.
Number of Births (legitimate and illegitimate)	714	742
Birth-Rate per 1,000 of the population ... ..	17.30	19.16
Number of Still Births ... ..	10	11
Number of Deaths ... ..	403	461
Death-Rate (actual) per 1,000 of the population	9.76	11.9
Natural increase of population during year by excess of births over deaths ... ..	311	281
Number of Deaths of Infants (under the age of one year) ... ..	17	28
Infant Mortality per 1,000 live births ... ..	23.80	37.74
Number of women dying in, or in consequence of, child-birth ... ..	—	—
Death-Rate from Influenza per 1,000 of the population ... ..	0.02	0.07
Death-Rate from Pneumonia (all forms) per 1,000 of the population ... ..	0.38	0.46
Death-Rate from Bronchitis per 1,000 of the population ... ..	0.38	0.72
Death-Rate from Measles per 1,000 of the population ... ..	0.05	0.00
Death-Rate from the seven principal zymotic diseases: Smallpox, Whooping-cough, Measles, Diarrhœa, Diphtheria, Scarlet Fever and "Fever" (Typhoid, Enteric and Typhus), per 1,000 of the population	0.09	0.03
Death-Rate from Diarrhœa and Enteritis of children under two years of age per 1,000 births ... ..	0.05	1.36
Death-Rate from all forms of Tuberculosis per 1,000 of the population ... ..	0.26	0.26
Death-Rate from Cancer per 1,000 of the population ... ..	1.77	1.96
Death-Rate from Heart Disease per 1,000 of the population ... ..	2.90	3.07
Death-Rate from Acute and Chronic Nephritis per 1,000 of the population ... ..	0.31	0.49



# EXTRACTS FROM VITAL STATISTICS

<b>Live Births:</b>					<b>Male.</b>	<b>Female.</b>	<b>Total.</b>
Legitimate	...	...	...	...	349	319	668
Illegitimate	...	...	...	...	29	17	46
<b>Birth-Rate</b> (per 1,000 estimated resident population)							17.29
1947	...	...	...	...	...	...	19.16
For the five years, 1943 to 1947					...	...	18.66
					<b>Male.</b>	<b>Female.</b>	<b>Total.</b>
<b>Still-Births</b>					6	4	10
<b>Rate per 1,000 total births</b>					...	...	14.01
1947	...	...	...	...	...	...	14.82
					<b>Male.</b>	<b>Female.</b>	<b>Total.</b>
<b>Deaths (net)</b>					207	196	403
1947	...	...	...	...	228	233	461
<b>Death-Rate</b>					...	...	9.76
1947	...	...	...	...	...	...	11.90
For the five years, 1943 to 1947					...	...	11.18
<b>Deaths from Maternal Causes:</b>					Rate per 1,000 Total (live and still-) births.		
Puerperal Sepsis	...	...	0	...	...	...	...
Other Maternal Causes	...	...	0	...	...	...	...
<b>Total</b>					...	...	0.00
<b>Total for 1947</b>					...	...	0.00

## Death-Rate of Infants under one year of age:

All infants per 1,000 live births	...	...	...	23.80
Legitimate infants per 1,000 legitimate live births	...	...	...	24.10
Illegitimate infants per 1,000 illegitimate live births	...	...	...	21.08

The following Table shows the birth- and death-rates per 1,000 of the population for the District, and for England and Wales, for 1948 and 1947.

TABLE I. COMPARATIVE BIRTH- AND DEATH-RATES.

	Annual Rates per 1,000 of the Population.				Infantile Mortality per 1,000 live births		Maternal Mortality per 1,000 total births	
	Birth-Rate		Death-Rate					
	1948	1947	1948	1947	1948	1947	1948	1947
Guildford R.D.	17.3	19.16	9.76	11.9	23.8	37.74	0.00	0.00
England and Wales	17.9*	20.5*	10.8*	12.0*	34†	41†	1.02	1.17

\*Per 1,000 total population.

†Per 1,000 related births.

Table III on page 11 shows the birth-rates, death-rates and analysis of mortality for certain diseases during 1948 in respect of England and Wales, London and the Guildford Rural District.

TABLE II.—CAUSES OF DEATH (ALL AGES).  
(Figures supplied by Registrar-General.)

Cause of Death		Male	Female	Total
1.	Typhoid and paratyphoid fevers .....	—	—	—
2.	Cerebro-spinal fever .....	—	—	—
3.	Scarlet fever .....	—	—	—
4.	Whooping-cough .....	—	—	—
5.	Diphtheria .....	—	—	—
6.	Tuberculosis of the respiratory system .....	4	7	11
7.	Other forms of tuberculosis .....	—	—	—
8.	Syphilitic diseases .....	—	—	—
9.	Influenza .....	—	1	1
10.	Measles .....	1	1	2
11.	Acute polio-myelitis and polio-encephalitis .....	—	—	—
12.	Acute infective encephalitis .....	1	—	1
13.	Cancer of Buccal cav. and œsoph. (m), uterus (f) .....	3	3	6
14.	Cancer of stomach and duodenum .....	3	3	6
15.	Cancer of breast .....	—	11	11
16.	Cancer of all other sites .....	29	20	49
17.	Diabetes .....	2	—	2
18.	Intra-cran : vasc : lesions .....	25	29	54
19.	Heart disease .....	57	63	120
20.	Other diseases of circulatory system .....	13	7	20
21.	Bronchitis .....	15	1	16
22.	Pneumonia .....	10	6	16
23.	Other respiratory diseases .....	3	2	5
24.	Ulcer of stomach or duodenum .....	3	2	5
25.	Diarrhœa under 2 years .....	1	1	2
26.	Appendicitis .....	—	1	1
27.	Other digestive diseases .....	3	4	7
28.	Nephritis .....	7	6	13
29.	Puerperal and post-abort. sepsis .....	—	—	—
30.	Other maternal causes .....	—	—	—
31.	Premature birth .....	2	—	2
32.	Congenital malformations, birth injury, infant disease .....	8	6	14
33.	Suicide .....	1	1	2
34.	Road traffic accidents .....	4	2	6
35.	Other violent causes .....	4	3	7
36.	All other causes .....	8	16	24
All Causes .....		207	196	403



# GRAPH SHOWING BIRTH AND DEATH RATES PER 1,000 OF THE POPULATION.

				Guildford R.D.	England and Wales.
Births	.....	.....	.....	-----	=====
Deaths	.....	.....	.....	=====	=====

\* = Guildford Rural District Death Rate after correction by the Registrar-General's Comparability Factor.

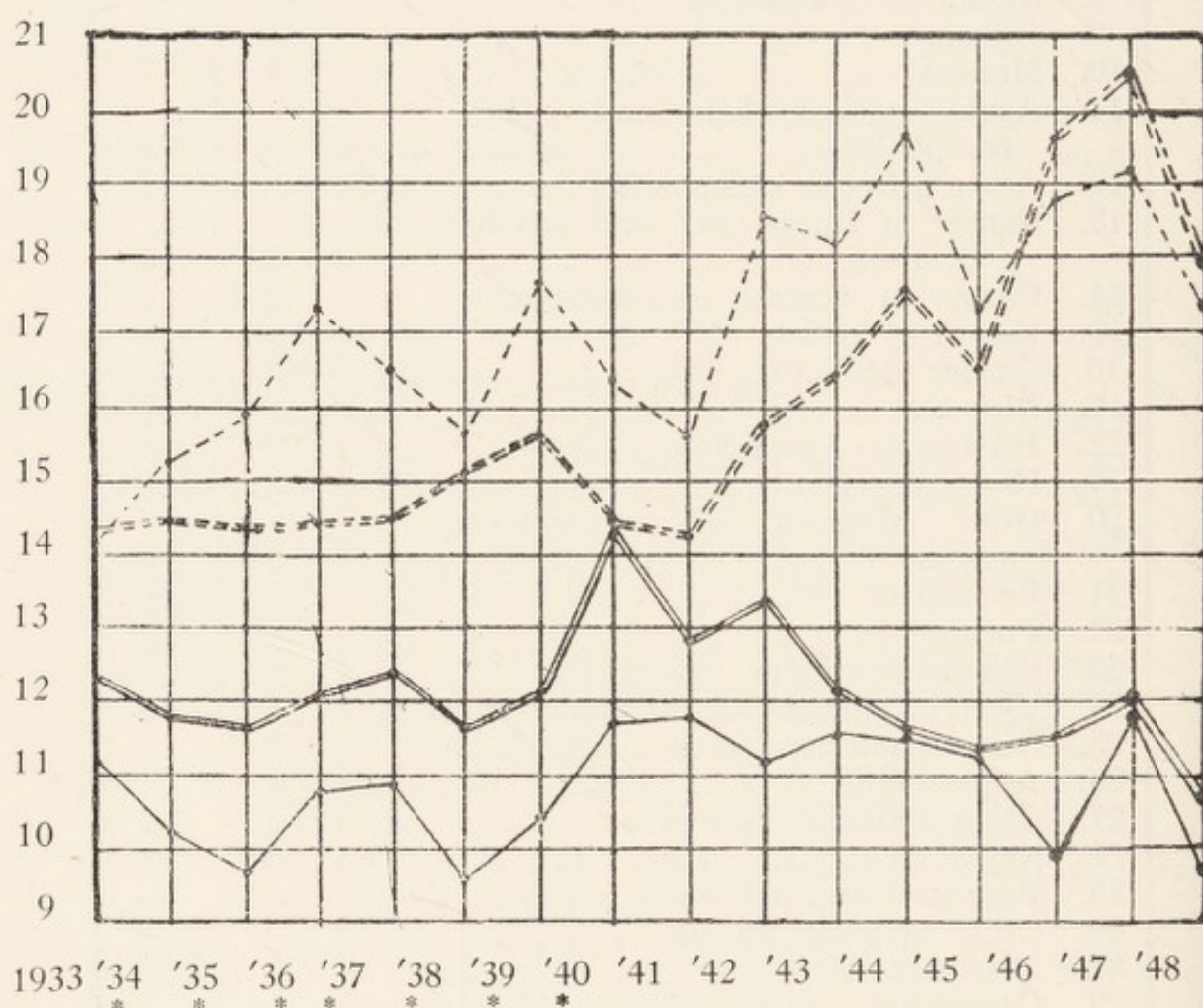


TABLE III.

BIRTH-RATES, DEATH-RATES AND ANALYSIS OF MORTALITY DURING THE YEAR 1948.

	RATE PER 1,000 TOTAL POPULA- TION		ANNUAL DEATH-RATE PER 1,000 POPULATION										RATE PER 1,000 LIVE BIRTHS	
	Live Births	Still Births	All Causes	Typhoid and Paratyphoid Fevers	Whooping Cough	Diphtheria	Tuberculosis	Influenza	Smallpox	Acute Poliomyelitis and Polioencephalitis	Pneumonia	Deaths from Diarrhoea & Enteritis (under 2 years)	Total Deaths under One year	
England and Wales ...	17.9*	0.42*	10.8*	0.00	0.02	0.00	0.51	0 0 3	—	0.01	0.41	3.3	34†	
126 County Boroughs and Great Towns, including London ... ..	20.0	0.52	11.6	0.00	0.02	0.00	0.59	0.03	—	0.01	0.38	4.5	39	
148 Smaller Towns (Esti- mated Resident popula- tions 25,000 to 50,000 at Census 1931) ... ..	19.2	0.43	10.7	0.00	0.02	0.00	0.46	0.04	—	0.01	0.36	2.1	32	
London ... ..	20.1	0.39	11.6	0.00	0.01	0.01	0.63	0.02	—	0.00	0.54	2.4	31	
Guildford R.D. ... ..	17.3	0.24	9.76	—	—	—	0.26	0.02	—	0.02	0.38	0.05	24	

\*Per 1,000 total population.

†Per 1,000 related births.



## GENERAL PROVISION OF HEALTH SERVICES FOR THE AREA

### LABORATORY FACILITIES.

**Pathological Examinations.**—The Pathological Department of the Royal Surrey County Hospital undertakes all routine examinations.

The following are details of examinations carried out during the year:

	1948	1947
Diphtheria .....	51	64
Scarlet Fever ...	29	49
Tuberculosis ...	35	30
Fæces ...	6	4
Miscellaneous ...	18	52
	<hr/> 139	<hr/> 199

**Emergency Laboratory Service.**—The Public Health Laboratory Service at Epsom has again proved invaluable in special investigations of infectious disease, fifteen examinations having been carried out there for the Guildford Rural District during 1948.

It is unfortunate that the laboratory is at a distance of 16 miles from Guildford, and considerably further from the more remote parts of the rural district. It is hoped that the plan to establish a laboratory in Guildford will be completed, when it will be of much greater value to us.

**Milk Analysis.**—During the year 212 samples were examined at the Pathological Department of the Royal Surrey County Hospital, Guildford. Results are tabulated on page 30.

**Water Analysis.**—The Counties Public Health Laboratories continue to undertake the examination (both chemical and bacteriological) of water samples. 134 samples were examined in 1948.

### AMBULANCE FACILITIES.

Particulars are given on the next page of the ambulance services operating in the District:

(i) Ambulances available for the conveyance of cases of Infectious Disease:

Name of Authority	No. of Ambulances	Address of Ambulance Station	Telephone Number
Farnham Joint Isolation Hospital	2 + sitting-case car	1 at Farnham Isolation Hospital 1 at Heath & Wiltshire's Garage, Farnham.	Farnham 6015.
Ottershaw Joint Hospital Board	2	Ottershaw Isolation Hospital	Ottershaw 30

(ii) Ambulances available for accident and sickness cases:

Name of Authority	No. of Ambulances	Address of Ambulance Station	Telephone Number
St. John Ambulance Brigade, Guildford	6+1 sitting case car	Leas Road, Guildford	Guildford 5334
British Red Cross Society, Godalming	2	The Wharf, Godalming	Godalm'g 1375
Aldershot Borough Council	1	Laburnum Road, Aldershot	Aldershot 299
St. John Ambulance Brigade, Farnham	2 (part-time) 2 sitting case cars	50, West Street, Farnham	Farnham 6749
Leatherhead U.D.C.	2	Council Offices, Leatherhead	Via L'hd. Fire Bgde. L'head 2226
Dorking U.D.C.	1	West Street, Dorking	{ Dorking 2222 Dorking 2244
Red Cross	1	Vest Street, Dorking	
St. John Ambulance Brigade	1	May's Garage, South St.	

On 5th July all ambulances and ambulance services passed to the control of the Local Health Authority under the National Health Service Act. This was accomplished with little disturbance, the St. John Ambulance Brigade, Guildford, continuing, as agents for the Local Health Authority, responsible for all general ambulances in the district.



**The Medical Transport Service** for the Guildford and Hambledon Rural District Councils continued until 4th July, when it passed under the control of the County Council, and was amalgamated with the Hospital Car Service in the Borough of Guildford. The following table summarises the work carried out by the Service from January 1st to July 4th, 1948:—

No. of patients conveyed	...	...	...	...	3,464
Total mileage	...	...	...	...	61,643
No. of voluntary drivers engaged	...	...	...	...	76

Most of the mileage was in respect of patients of the following hospitals:

**Surrey County Council Hospitals:**

St. Luke's, Guildford	...	...	...	6,354
Farnham County Hospital	...	...	...	2,365
St. Thomas's Hospital	...	...	...	7,145
Royal Surrey County Hospital	...	...	...	33,246

During the three years of its existence this voluntary car service did an amazing amount of excellent work, and was very economical in operation. In order to put it on record, I give total figures for the whole period:

Year.	No. of Patients Conveyed.	Total Mileage.
1945 (from 1st August) ...	1,692	30,027
1946 ...	4,001	78,584
1947 ...	4,257	76,415
1948 (to 4th July) ...	3,464	61,643
<b>Totals ...</b>	<b>13,414</b>	<b>246,669</b>

The total cost of the scheme during the period of its operation was approximately £7,000, shared between the Guildford and Hambledon districts. Of this, rather more than £3,000 was recovered from patients, and a sum of over £1,000 received from the County Council. The net charge to the Guildford Rural District was £1,400, and considering the amount of work done, and the invaluable nature of that work, this can be considered relatively a very cheap service.

## NURSING IN THE HOME.

**Midwives.**—There are 16 Midwives practising in the Rural District supervised by the County Medical Officer of Health. They are distributed in the following parishes:

Albury ... ..	—	Puttenham ... ..	—
Artington ... ..	—	Ripley ... ..	—
Ash and Normandy ...	4	St. Martha ... ..	—
Clandon, East ... ..	—	Seale ... ..	2
Clandon, West ... ..	1	Send ... ..	2
Compton ... ..	1	Shackleford ... ..	1
Effingham ... ..	—	Shalford ... ..	1
Horsley, East ... ..	—	Shere ... ..	1
Horsley, West ... ..	1	Wanborough ... ..	—
Ockham ... ..	—	Wisley ... ..	—
Pirbright ... ..	—	Worplesdon ... ..	1

and 1 outside the District.

**District Nurses.**—District Nurses are available in every parish. This service is administered by the County Nursing Association, acting as agents for the Local Health Authority.

**Health Visitors.**—County Health Visitors visit homes under the School Medical and Maternity and Child Welfare Services. There are 10 Health Visitors, distributed in the following districts: (a) Pirbright, (b) Send, (c) Ash, Normandy and Seale (excluding Tongham), (d) Artington, Compton, Puttenham, Shackleford, Wanborough and Worplesdon, (e) Albury, St. Martha, Shalford and Shere, (f) Holmbury St. Mary and Gomshall, (g) East and West Clandon, East and West Horsley, Ockham and Wisley, (h) Ripley, (i) Effingham, (j) Tongham.

**Home Nursing and Home Help Service.**—On 5th July the scheme for home nursing for Public Assistance cases was superseded, under the obligations imposed on the Local Health Authority by the National Health Service Act, by a Home Help Service for all in need of it. This includes the obligation to provide such a service in Rural Districts, an innovation that the Guildford Rural District Council has been pressing for several years.

Home Helps have been provided in a few cases, but it is admittedly difficult to operate this scheme over a scattered area, though it is hoped that it will become more efficient and more effective. The need for such a service is being constantly emphasised under the difficult housing conditions of to-day.



## CLINICS AND TREATMENT CENTRES.

**Maternity and Child Welfare.**—Centres within the District are set out in the table below:

Centre	Address	Days of Centre
Ash ... ..	Health Centre, Shawfield Road, Ash ... ..	Every Thursday
Ash Vale ... ..	Gospel Hall, Ash Vale ... ..	2nd and 4th Mondays
Ash Wyke ... ..	The Village Hall, Normandy ... ..	1st and 3rd Mondays
Chilworth ... ..	Village Hall, Chilworth ... ..	1st and 3rd Wednesdays
Effingham ... ..	Women's Institute, Effingham ... ..	1st and 3rd Tuesdays
Horsley, West ... ..	Village Hall, West Horsley ... ..	1st and 3rd Thursdays
Holmbury St. Mary ... ..	Holly Bush, Holmbury St. Mary ... ..	2nd and 4th Fridays
Peaslake ... ..	Old School Room, Peaslake ... ..	2nd and 4th Mondays
Pirbright ... ..	Red Cross Hut ... ..	Every Tuesday
Puttenham ... ..	Old School Room, Puttenham ... ..	1st and 3rd Tuesdays
Ripley ... ..	Church Hall, Ripley ... ..	2nd, 4th and 5th Thursdays
Send ... ..	Men's Institute, Send ... ..	1st and 3rd Mondays
Shere ... ..	Village Hall, Shere ... ..	1st and 3rd Thursdays
Shalford ... ..	The Institute, Off King's Road, Shalford ... ..	Every Wednesday
Wood Street ... ..	Church Hall, Wood Street ... ..	2nd and 4th Thursdays
Worplesdon ... ..	Memorial Hall, Perry Hill ... ..	2nd and 4th Wednesdays

The Welfare Centre at **Tongham**, the need for which was first pressed by the Rural District Council in 1944, has not yet been commenced.

**Ante-Natal Clinics.**—Clinics serving the District are held as follows:

Ash ... ..	2nd and 4th Tuesdays, at 2 p.m.
Godalming ... ..	1st and 3rd Tuesdays, 9.30 a.m.
Farnham ("Brightwells")	Wednesdays at 2 p.m.
Woking Maternity Home, Heathside Road, Woking.	Every Friday at 10 a.m., 2nd and 4th Wednesdays at 2 p.m. and 2nd Monday at 10 a.m.

**Orthopædic Clinic.**—The Orthopædic Clinic is held at the Royal Surrey County Hospital, Farnham Road, Guildford, on Tuesday afternoons at 1.15 p.m. In-patient treatment is provided at the Rowley Bristow Home at Pyrford, and Out-patient treatment on Thursday mornings at 10.30 to 1 p.m.

**Chest Clinic.**—The Chest Clinic is at Tower House, Epsom Road, Guildford. Days and times for the attendance of the patients are as follows:

Mondays	...	...	...	...	...	...	1.30-4 p.m.
Wednesdays	...	...	...	...	...	...	1.30-4 p.m.
Fridays	...	...	...	...	...	...	9.30-12 noon

**Venereal Diseases Clinic.**—A Clinic is held at the Royal Surrey County Hospital, Guildford, four days weekly, as follows:

Mondays (Females)	...	...	...	...	...	2-7 p.m.
Thursdays (Females)	...	...	...	...	...	9.30-11 a.m.
Tuesdays (Males)	...	...	...	...	...	5-7 p.m.
Fridays (Males)	...	...	...	...	...	5-7 p.m.
Saturdays (Males)	...	...	...	...	...	9.30-11.30 a.m.

**Birth Control.**—The Birth Control Clinic at 6, Dapdune Crescent, Guildford, is held every 1st and 2nd Wednesday in the month at 2.40 p.m., and is administered by a Voluntary Committee.

The Clinics mentioned above are all administered by and under the control of the Surrey County Council, except where otherwise stated.

### **TILLINGBOURNE VALLEY MOBILE PHYSIOTHERAPY SERVICE**

This Service was commenced in August, 1948, on a voluntary basis. Money raised by subscriptions and donations sufficed for the operation of one van, in the charge of a trained physiotherapist, over a limited area, including the villages of Abinger Hammer, Albury, Chilworth, Farley Green, Gomshall, Holmbury St. Mary, Peaslake, Shalford and Shere.

The scheme has been most valuable in providing physiotherapy for patients unable to visit hospitals in Guildford and unable to afford private fees. It is hoped that it will not only continue, but will extend its activities into other areas as financial circumstances permit.

The service provided includes massage, etc., remedial exercises, and electrical treatment of various kinds. The principal types of cases treated are fibrositis, arthritis, and children for ultra-violet therapy.



## HOSPITALS.

The hospitals serving the District are as follows:

<b>General.</b>	St. Luke's Hospital, Guildford, 405 beds, of which at least 50 are maternity.	} formerly " County Council " hospitals.
	Farnham County Hospital, Hale Road, Farnham, 180 beds.	
	Royal Surrey County Hospital, Guild- ford, 229 beds, including 23 private beds.	} formerly voluntary.
<b>Infectious</b>	Ottershaw Isolation Hospital, 66 beds.	
<b>Disease.</b>	Farnham Isolation Hospital, 50 beds.	

All hospitals passed under the control of the Regional Hospital Board on 5th July. From our angle there was remarkably little interference with normal procedure, our relations with the hospitals being mainly of a personal and friendly nature.

The major difficulty has been in securing the admission of patients, most particularly those over the age of 60 or 65, though even in acute emergencies there have been occasionally considerable delays in securing hospital treatment. Private practitioners, accustomed to turn to the Health Department for advice and assistance in difficulties of various kinds, have constantly referred such difficulties to this Department, and in most cases we have been able to secure the admission of patients. The elderly are particularly affected, hospitals being very unwilling to admit them in case their stay in hospital is prolonged.

Relations with the **Isolation Hospitals** have remained on the same friendly and co-operative footing as hitherto. Notes of admissions and discharges are received regularly and are most helpful. This information is provided in a friendly spirit, and is not officially required, although it is essential that the Medical Officer of Health has such information. There has very rarely been difficulty in securing the admission of patients, and then only when Farnham Hospital has been fully occupied.

The number of notified infectious cases admitted during recent years has diminished. The Hospital has, therefore, been able to accept other cases such as pneumonia, measles, and, in special circumstances, non-notifiable infectious diseases. This has been of great value owing to the overcrowded housing conditions so prevalent to-day, and especially from Institutions and Schools, where the removal of all infectious cases is so essential.



## **MORTUARIES.**

The District depends on mortuaries at Godalming, Woking and Farnham. The numbers of bodies removed thereto from this District in 1948 were 10, 4 and 8 respectively. The mortuary at Shalford is used occasionally.

## **BURIAL OF THE DEAD.**

Under Section 50 of the National Assistance Act, 1948, the local authority is responsible for securing the burial or cremation of the body of any person who has died, or has been found dead, in their area, where no suitable arrangements are made by any other person.

## **INSULIN.**

On July 5th the provision of insulin by local authorities ceased, it being obtainable free for all persons on medical prescription under the National Health Service Act.

---

# **SANITARY CIRCUMSTANCES OF THE AREA**

---

Water sampling and analysis has continued on the same basis as in previous years. The consumption of water is increasing substantially year by year, not only by reason of extensions of public water supplies, but through increased use by consumers. In two areas of the District actual figures have been secured, and show an increase per connection of 20-25 gallons daily as compared with 1933, the total increase in consumption being about 80 per cent.

This increase in water consumption aggravates the difficulties of sewage disposal, making the provision of the proposed main drainage schemes increasingly urgent year by year.

During 1948 134 samples of water were taken; of these, two reports in respect of one private estate supply were not of a standard considered suitable for domestic purposes. In this case, however, chlorination of the water was resorted to, and later sampling proved that the deterioration of the quality of the water was only temporary.

**Well Supplies.**—The number of samples taken from wells was 11, and in two cases the Analyst reported the water as unsuitable for use for domestic purposes.

Two samples were taken from private well supplies, the examinations being paid for privately.

The following information compiled from the Housing Survey shows the position with regard to water supplies in respect of premises included in the Survey, together with the total number of dwellings in each Parish.

Houses not included in the Survey may generally in all cases be regarded as having either a satisfactory pipe supply from a private well or from public mains.

## WATER SUPPLIES.

Parish	Total rated dwellings as at 6.12.48.	Mains Supply		Well	Rain Water Tank	Water Cart	Spring	No. Supply
		Int.	Ext.					
Albury ... ..	341	150	7	28	—	—	—	—
Artington ...	115	74	—	6	—	—	—	—
Ash (Church Ward)	1817	1301	29	101	1	—	—	2
(Normandy Ward)	617	442	13	20	1	—	—	1
East Clandon	87	64	—	—	—	—	—	1
West Clandon	205	78	1	—	—	—	—	—
Compton ...	224	100	5	2	1	—	—	—
Effingham ...	556	272	41	3	—	—	—	10
East Horsley	813	81	—	3	—	—	—	—
West Horsley	670	263	3	7	6	—	—	3
Ockham ... ..	156	80	2	5	1	—	—	—
Pirbright ...	430	210	3	—	1	—	—	—
Puttenham ...	175	102	1	—	—	—	—	—
Ripley ... ..	460	262	2	—	—	—	—	1
St. Martha ...	172	96	8	—	—	—	—	—
Seale (Ex Tongham)	250	149	—	1	—	—	2	1
(Tongham) ...	243	188	7	5	—	2	—	—
Send ... ..	775	491	1	3	—	—	—	—
Shackleford ...	226	93	2	8	—	—	—	—
Shalford ... ..	941	491	12	2	—	—	—	3
Shere ... ..	1105	435	37	12	—	—	3	—
Wanborough...	95	17	4	1	—	—	—	—
Wisley ... ..	49	26	—	—	—	—	—	—
Worplesdon ...	1278	822	3	2	—	—	—	5
Totals ... ..	11800	6287	181	209	11	2	5	27

## DRAINAGE AND SEWERAGE.

The number of sewage disposal works in the District has now increased by the provision of small drainage schemes for Council housing estates, to nine in number.

The large works at **Ripley** continue to be exceptionally well maintained, and the effluent is always of a high standard.

The works at **Shere** continue, with great difficulty, to cope so far as possible with the sewage problems of that district. They are seriously overloaded, and no radical improvement can be expected until the proposed Tillingbourne Valley Drainage Scheme is completed. That scheme has been submitted to the Ministry of Health, and a Public Inquiry is awaited.



The small works at Oxenden Road, **Tongham**, have, by careful management, been able to cope with increased demands. It will eventually be absorbed in the larger scheme for the whole area.

The other small sewage disposal works are included in the complete list given below:

#### SEWAGE WORKS.

	Type of Plant.	No. of dwellings served.
Ripley, Cartbridge and N.E. Area.	Static electric motors and pumps	1,509
Shere.	Static electric motors and pumps. —standby petrol motor and pump.	598
Pound Hill, Wood Street.	Gravity works, static motor pump	104
Westwood Lane, Normandy,	Gravity works.	50
Longacre, Ash.	Electric motors, air compressors and ejectors (boosting pump only).	134
Oxenden Road, Tongham.	Static electric motors and pumps.	280
Mill Lane, Pirbright.	Static electric motors and pump.	16 (plus another 12 ultimately)
Rickford Hill, Worplesdon.	Gravity Works. Mobile pump required.	20
Almsgate Meadow, Compton.	Gravity Works. Mobile pump required.	14

The difficulty of maintenance of so many small disposal works scattered over the District will increase as the building programme advances, and it is proposed to place all under the general charge of the Superintendent of the Ripley Sewage Disposal Works, who will be provided with sufficient labour to visit regularly and ensure adequate supervision.

**Ash, Ash Vale and Tongham Scheme.**—The North-Western Area Scheme has not yet been commenced. Plans for that part of it dealing with Ash, Ash Vale and Tongham have been submitted to the Ministry of Health, and a Public Inquiry is awaited.

Plans are being prepared to deal with a scheme for Jacob's Wells and also for Peasmarsh area. There is urgency in both areas, but they are dependent upon enlargement of the sewage disposal works of the Guildford Corporation and of the Godalming Corporation respectively, since no independent disposal works are proposed in either case.

Progress was made with the **North-Eastern Sewerage Scheme**, and the following additional connections were made during 1948:—

Clandon, West	...	...	...	...	...	20
Horsley, East ...	...	...	...	...	...	20
Horsley, West ...	...	...	...	...	...	128
Ripley ...	...	...	...	...	...	15
Send ...	...	...	...	...	...	164
Ockham ...	...	...	...	...	...	Nil

The totals include existing and new properties.

#### **PUBLIC SCAVENGING.**

This has proceeded satisfactorily. Substantial improvements have been effected at the disposal sites, especially at Stonebridge, Shalford. It is hoped that further improvements will be made at the latter by drainage of the swamp area which has been taking some overflow from the Godalming Borough Sewage Farm. The area is flooded with weak sewage, and there is very little doubt that it is in these conditions that mosquitoes, which have been the cause of so much trouble in the vicinity, breed so freely. Proper drainage will do much to remove the mosquito nuisance, and will make a further large area of land available for refuse disposal.

**Cesspool Emptying.**—A note on cesspool emptying is included in the Annual Report of the Chief Sanitary Inspector.

#### **ERADICATION OF BED BUGS.**

No cases of infestation were discovered in 1948.

#### **SCHOOL LAVATORIES.**

I am very glad to report that very substantial improvements have been made in the conditions of school lavatories during the year. There are still one or two schools giving anxiety, but it is understood that they will receive attention as soon as possible.



In particular, the Methodist Hall, which is used as an overflow from the Ash Walsh School, is most unsatisfactory, whilst the continually overflowing cesspool at Ash Common School is a source of nuisance. Conditions at Send Primary School have been improved by more careful supervision, but so long as the existing unsatisfactory buildings remain, little more can be achieved.

# HOUSING

## HOUSING STATISTICS.

### 1. Inspection of Dwelling Houses during the Year.

(1) (a) Total number of dwelling houses inspected for housing defects (under Public Health or Housing Acts) .....	217
(b) Number of inspections made for the purpose .....	410
(2) (a) Number of dwelling houses (included under sub-head (1) above which were inspected and recorded under the Housing (Consolidated) Regulations, 1925) .....	173
(b) Number of inspections made for the purpose .....	289
(3) Number of dwelling houses found to be in a state so dangerous or injurious to health as to be unfit for human habitation .....	8
(4) Number of dwelling houses (exclusive of those referred to under the preceding sub-head) found not to be in all respects reasonably fit for human habitation .....	209

### 2. Remedy of Defects during the Year without service of Formal Notice.

Number of defective dwelling houses rendered fit in consequence of informal action by the Local Authority or their Officers .....	180
---	-----

### 3. Action under Statutory Powers during the Year.

#### A.—Proceedings under Sections 9, 10 and 16 of the Housing Act, 1936 :

(1) Number of dwelling houses in respect of which notices were served requiring repairs .....	3
(2) Number of dwelling houses which were rendered fit after service of formal notices :	
(a) By Owners .....	4
(b) By Local Authority in default of Owners .....	—

#### B.—Proceedings under the Public Health Acts :

(1) Number of dwelling houses in respect of which notices were served requiring defects to be remedied .....	4
(2) Number of dwelling houses in which defects were remedied after service of formal notices :	
(a) By Owners .....	7
(b) By Local Authority in default of Owners .....	—



C.—Proceedings under Sections 11 and 13  
of the Housing Act, 1936 :

(1) Number of dwelling houses in respect of which Demolition Orders were made .....	6
(2) Number of dwelling houses demolished in pursuance of Demolition Orders .....	6
(3) Notices served under Section 11 (1), Housing Act, 1936, dwelling house closed on undertaking of Owner .....	1

D.—Proceedings under Section 12 of the Housing Act, 1936 :

(1) Number of separate tenements or underground rooms in respect of which Closing Orders were made .....	2
(2) Number of separate tenements or underground rooms in respect of which Closing Orders were determined the tenement or room having been rendered fit .....	—

Progress in housing continues, but at a much slower rate than had been hoped.

During 1948 a total of 285 permanent new dwellings were accepted for occupation, representing slightly more than one dwelling completed for every working day throughout the year.

The record of completions of new permanent dwellings over the last three years is as follows :—

1946/47 .....	49 dwellings
1947/48 .....	80 dwellings
1948/49 .....	285 dwellings
Total completed by January 1st, 1949 .....	414 dwellings

In addition, 150 temporary bungalows and 49 reconditioned houses were completed—a total of 613 dwellings.

The distribution of the 285 permanent dwellings completed during the past year by sites is as under :—

Pound Hill, Wood Street .....	32
Westwood Lane, Normandy .....	32
Longacre, Ash .....	68
Manor Cottages, Tongham .....	6
Mount Pleasant, West Horsley .....	27
Towerhill, Gomshall .....	14
Sandfields, Send .....	24
Hornhatch, Chilworth .....	12
Nightingale Crescent, West Horsley .....	42
Charity Lands, Ripley .....	8
The Street, West Clandon .....	6
Almsgate, Compton .....	10
Rickford Hill, Worplesdon .....	4

The number of larger houses to be requisitioned and divided into flats is, of course, diminishing. The destruction by fire of Ockham Park—which was to provide 20 flats—shortly before the alterations were completed, was a tragedy. However, a small part of the main building not destroyed, with the out-buildings, has provided 15 dwellings.

The list of housing applicants continues to grow, despite the provision of new accommodation.

The condition of older houses has deteriorated, and practically no progress can be made with the demolition of unfit houses entered as Grade 5 under the Rural Housing Survey. Many are deteriorating to an even lower level. With other houses it is becoming increasingly difficult to have repairs effected, the 1939 level of rents making it impossible, in many cases, for owners to carry out repairs or improvements. The general level of the older houses has, in consequence, deteriorated substantially.



## HOUSING PROGRAMME

The following table shows the Council's Housing Programme as at 31st December, 1948:

Parish	No. of Dwellings ultimately to be erected	Total Immediate Programme	No. of Dwellings in course of construction	No. of Dwellings Completed
Albury ... ..	30	8	—	—
Ash & Normandy	50*	50*	—	50*
	309	196	48	120
Clandon (West) .	70	36	8	16
Compton ... ..	30	14	4	10
Effingham ... ..	32	8	—	8
Horsley (East) .	32	32	—	—
Horsley (West) .	86	74	—	74
Pirbright ... ..	24	16	16	—
Puttenham ... ..	34	6	—	—
Ripley ... ..	100	50	8	30
Seale & Tongham	104	16	—	10
Send ... ..	66	50	18	32
Shackleford ... ..	22	22	—	22
Shalford ... ..	50*	50*	—	50*
	98	26	—	26
Shere ... ..	103	48	18	14
Worplesdon ... ..	50*	50*	—	50*
	102	74	14	52
Total ... ..	150*	150*		150*
	1,242	676	134	414

\*Temporary

# INSPECTION AND SUPERVISION OF FOOD.

## MILK SUPPLY.

There are, in the Guildford Rural District, 62 producers of ordinary milk, 37 producers of Tuberculin Tested milk, and 38 producers of Accredited Milk under licence from the County Council. In addition, milk is supplied to consumers by 65 registered retail purveyors, 15 of them having dairy premises outside the district.

There is only one pasteurising plant licensed within the District, although pasteurised milk is sold by 14 retailers under Supplementary Licences.

## WATERCRESS BEDS.

The watercress beds at Gomshall have been kept under the usual observation.

## MEAT.

The number of licensed slaughterhouses is noted in the report of the Chief Sanitary Inspector. Little, if any, slaughtering has been carried out in them except for a few pigs, the central abattoir in the Guildford Borough being used in place of village slaughterhouses.

## ANTHRAX.

No case of suspected anthrax was reported from the Guildford Rural District during 1948.

## FOOD AND DRUGS ACT, 1938.

This Act is administered by the Surrey County Council, and I am indebted to the County Medical Officer of Health for the following Table, which shows the number of samples analysed, and action taken in respect of this District, during 1948.

### RETURN OF SAMPLES ANALYSED DURING YEAR ENDED 31st DECEMBER, 1948.

Articles	Analysed.			Adulterated or Deteriorated			Prosecutions	Convictions
	Formal	In-formal	Total	Formal	In-formal	Total		
Milk ...	148	19	167	20	1	21	2	1
Coffee ...		1	1					1
Drugs ...		6	6					Dismissed under Probation of Offenders Act
Fruit								
Drink								
Powder and Crystals		1	1					
Pepper ...		1	1					
Saccharin .		1	1					
Salad								
Cream		1	1					
Sausages .	1		1					
Sausage								
Meat	2		2					
Soft								
Drinks		1	1					
Spirits ...		1	1					
Vinegar ...		2	2		1	1		
Totals ...	151	34	185	20	2	22	2	



# SHORT PARTICULARS OF MILK SAMPLING FOR THE YEARS 1942, 1943, 1944, 1945, 1946, 1947, 1948.

## ANALYSES RESULTS.

Year	Number of Samples Taken	Bacterial count			Coliform Bacillus			T.B.		Cattle Slaughtered
		Under 10,000 per ml.	10,000 to 50,000	50,000 to 200,000	200,000 and over	Absent on all counts	Present in 1/10	Present in 1/100	Present in 1/1,000	
1942	Designated 120 } Undesignated 110 } 230	95	101	31	3	170	50	23	8	2
1943	Designated 111 } Undesignated 76 } 187	48	62	52	25	130	23	16	6	1
1944	Designated 58 } Undesignated 34 } 92	23	26	25	3	65	10	5	1	9
1945	Designated 28 } Undesignated 25 } 53	11	27	12	3	45	5	2	1	—
1946	Designated 93 } Undesignated 101 } 194	—	—	—	—	167	19	14	8	1
1947	Designated 71 } Undesignated 116 } 187	Phosphatase Test		Methylene Blue Test						
		Satisfactory	Failed	Satisfactory	Failed					
1948	Designated 106 } Undesignated 106 } 212	45	5	168	19	126	1	7	3	1
		83	4	168*	15	79	22	15	9	—

\*29 Samples could not be tested owing to atmospheric temperature being above 65 degrees F.

# DETAILS OF MILK ANALYSIS RESULTS, 1948.

Grade of Milk	Number of Samples taken	Number Failing	Analysis of Samples								
			Methylene Blue Test		Phosphatase Test		Coliform Bacillus				
			Satis- factory	Failed	Satis- factory	Failed	Absent	Present in			
								1/10 ml.	1/100 ml.	1/1000 ml.	
Tuberculin Tested	8	—	8	—	—	8	—	—	—	—	
Accredited	11	1	11	—	—	8	2	1	—	—	
Ordinary	106	29	92	14	—	63	20	14	9	—	
Pasteurised	87	1	57*	1	83	4	—	—	—	—	

\*29 Samples could not be tested owing to atmospheric temperature being above 65 degrees F.



# PREVALENCE OF, AND CONTROL OVER, INFECTIOUS AND OTHER DISEASES

## GENERAL.

The total number of cases notified during the year was 418, the substantial reduction being accounted for, in the main, by the smaller number of measles.

Only one case of infantile paralysis occurred, in addition to two of polio-encephalitis, which is probably the same infection.

Following are details of cases notified :

Disease	1948	1947	1948 Increase + Decrease —
Polio-Encephalitis .....	2	5	— 3
Food Poisoning .....	—	1	— 1
Scarlet Fever .....	52	25	+ 27
Diphtheria .....	1	1	—
Bacillary Dysentery .....	—	1	— 1
Puerperal Pyrexia .....	—	—	—
Pneumonia .....	6	10	— 4
Acute Anterior Poliomyelitis	1	18	— 17
Erysipelas .....	2	8	— 6
Undulant Fever .....	—	—	—
Cerebro-spinal Fever .....	1	2	— 1
Malaria .....	—	2	— 2
Dysentery (Sonné) .....	—	1	— 1
Ophthalmia Neonatorum	1	—	+ 1
Encephalitis Lethargica .....	—	2	— 2
Measles .....	194	380	—186
Whooping-cough .....	157	65	+ 92
Enceph Myelitis .....	1	—	+ 1
Totals ... ..	418	521	—103

## SMALLPOX.

No case of smallpox occurred in this district. It was not necessary to make use of the County Council Smallpox Hospital at Clandon during 1948.

## DIPHTHERIA.

Only one case of diphtheria occurred during 1948. This was in a man of 26, who was a visitor to the district. He had not been immunised.

## DIPHTHERIA IMMUNISATION

It is our practice now to give the first injection of .5 cc. APT at six months of age or as soon as possible afterwards, and the second injection of .2 cc. APT three months later. This ensures that the child is adequately protected by the time it reaches the very susceptible age of 12 months. Thereafter each receives a boosting dose of .5 cc. APT on entering school and every five years afterwards. Reactions following injections are completely absent in children under one year, and when they occasionally occur in young adolescents are minimal. Notifications of immunisations performed are received regularly from General Practitioners.

## HOME VISITING

Home visiting of pre-school children was commenced in May, 1948, following the appointment of Dr. Pollock. Those children whose parents do not attend a Welfare Centre, and who cannot for various reasons visit their private doctors, are visited in their homes by appointment.

Parents are extremely grateful for this new service, as the rural nature of the district makes it very difficult for many of them, especially those with two or more children, to travel far.

The following immunisation treatments were given under this scheme:—

First Injections	.....	.....	62
Second Injections	.....	.....	39

## SCHICK TESTING

During 1948 time was not available to Schick Test all the children who had been immunised in the schools, as practically all the immunisation was done in the second half of the year. The ideal is, of course, to Schick Test every child immunised to ensure that protection is complete. Although the course of immunisation carried out completely protects practically every child, rare cases can occur where anti-body reaction in the blood is too low to provide a full defence against heavy infection.

## SCHICK TESTING CARRIED OUT

	Number Tested	Results	Remarks
Effingham Secondary			
School .....	1	Negative	—
Send St. Bedes Secondary			
School .....	36	All Negative	—
Send C. of E. Primary			
School .....	64	63 Negative 1 Positive (No previous im- munisation)	Immunised with APT
East Horsley .....	1	Negative	—
Shere .....	2	Negative	—



## **FOOD POISONING**

A number of small outbreaks were reported during the year. None was serious.

On two occasions—in June and December—a number of children attending Send Schools were affected. Considerable investigation failed to identify the actual cause of the outbreak, but it has been suggested that the provision of a refrigerator for food storage would be a great advantage. (One has since been provided).

Another outbreak associated with schools affected the Ash and Seale Schools. This was apparently due to school meals prepared at the central canteen.

There was a sharp outbreak at Gosden House School, Shalford, affecting staff and pupils. This was definitely due to contaminated food (*Salmonella Typhi-Murion*).

Apart from these institutional outbreaks, there were one or two lesser occurrences traceable (in one case) to meat pie or other contaminated food.

These outbreaks, though not serious, emphasise the need for very great care in preparation, transport and storage of meals for school-children. Where food has to be kept overnight, or for any length of time, proper storage conditions must be provided, and the use of a refrigerator is most desirable. The greatest care also is necessary in the handling of the food.

## **SCARLET FEVER**

Scarlet fever shows an apparent increase, but it is very doubtful if the actual notifications really mean very much at the present day. The disease is merely a hæmolytic streptococcal infection, in which a rash is noticed, and probably the majority of cases, although equally infectious, are never noticed, or at any rate are not notified.

## **MEASLES**

Two deaths were recorded by the Registrar-General. One was a girl, aged 7, who died from secondary encephalo-myelitis, and the other one could not be traced in our notification of deaths. In general, measles was of a mild character.

The number of cases continues at a fairly steady pace. This is no doubt due in part to greater care, and it seems that we are not getting the regular bi-annual epidemics to which we have become accustomed. Cases are more evenly spread over the year, instead of being essentially seasonal.

## **UNDULANT FEVER**

No cases were notified in the District during 1948.

## **CHOLERA**

Three visits were paid to persons arriving in this country from Egypt whilst there was an epidemic of cholera there. There were no developments.

TABLE VI. INFECTIOUS DISEASES, 1948.

TABLE SHOWING NUMBER OF CASES NOTIFIED AND WHERE TREATED.

Where Treated	Measles	Scarlet Fever	Polio- Encephalitis	Diphtheria	Whooping- cough	Enceph Myelitis	Pneumonia	Erysipelas	Acute Poliomylitis	Cerebro Spinal Meningitis	Ophthalmia Neonatorum	TOTAL
Leatherhead Cottage Hospital	1	—	—	—	—	—	—	—	—	—	—	1
Ottershaw Isolation Hospital ...	3	11	1	—	—	—	—	2	1	—	—	18
Farnham Isolation Hospital ...	12	12	1	1	2	1	—	—	—	—	—	29
Military Isolation Hospital, Aldershot ...	—	—	—	—	—	—	—	—	—	1	—	1
At Home ...	178	29	—	—	155	—	6	—	—	—	1	369
Totals ...	194	52	2	1	157	1	6	2	1	1	1	418



TABLE VII.

INFECTIOUS DISEASE, 1948. AGE INCIDENCE.  
(Other than Tuberculosis.)

NOTIFIABLE DISEASE	At all Ages	At Ages—Years.										Cases Admitted to Hospital	Total Deaths
		under 1 yr	1-5	5-10	10-15	15-20	20-30	30-40	40-50	50-60	60 and Over		
Measles ... ..	194	9	83	73	16	6	2	1	3	1	—	16	—
Scarlet Fever ... ..	52	—	11	31	4	4	1	—	1	—	—	23	—
Polio-Encephalitis ... ..	2	—	—	1	1	—	—	—	—	—	—	2	—
Diphtheria ... ..	1	—	—	—	—	—	1	—	—	—	—	1	—
Whooping-cough ... ..	157	9	73	64	7	1	—	—	2	—	1	2	—
Enceph-Myelitis ... ..	1	—	—	1	—	—	—	—	—	—	—	1	1
Ophthalmia Neonatorum ... ..	1	1	—	—	—	—	—	—	—	—	—	—	—
Acute Poliomyelitis ... ..	1	—	—	—	—	1	—	—	—	—	—	—	—
Pneumonia ... ..	6	—	—	1	—	1	1	—	2	1	—	—	—
Erysipelas ... ..	2	—	—	—	—	—	—	—	1	—	—	2	—
Cerebro-Spinal Meningitis ... ..	1	—	—	—	—	—	1	—	—	—	—	1	—
Totals ... ..	418	19	167	171	28	13	6	1	9	2	2	49	1

TABLE VIII. INCIDENCE OF NOTIFIED INFECTIOUS DISEASE (other than Tuberculosis), 1948.

PARISH BY PARISH.

NOTIFIABLE DISEASE 1948	Parish																							
	Albury	Arlington	Ash & Normandy	Clandon, East	Clandon, West	Compton	Effingham	Horsley, East	Horsley, West	Ockham	Pirbright	Puttenham	Ripley	St. Martha	Scale	Send	Shackelford	Shalford	Shere	Wanborough	Wisley	Worplesdon	Total	
Polio-Encephalitis	1	3	—	—	—	—	5	3	4	1	5	—	—	1	—	—	4	3	6	—	—	—	1	2
Scarlet Fever	—	—	5	—	—	—	—	—	—	—	—	—	—	1	5	—	—	—	—	—	—	6	52	
Diphtheria	—	—	1	—	—	—	—	—	—	—	—	—	—	—	—	—	—	—	—	—	—	—	1	
Enceph Myelitis	—	—	1	—	—	—	—	—	—	—	—	—	—	—	—	—	—	—	—	—	—	—	1	
Pneumonia	—	—	—	—	—	—	—	2	1	—	—	—	1	1	—	—	—	—	—	—	—	1	6	
Acute Poliomyelitis	—	—	—	1	—	—	—	—	—	—	—	—	—	—	—	—	—	—	—	—	—	1	1	
Erysipelas	—	—	—	—	—	—	—	—	—	—	—	—	—	—	—	—	—	—	—	—	—	—	1	
Ophthalmia Neonatorum	—	—	—	—	—	—	—	—	—	—	—	—	—	—	—	—	—	—	—	—	—	—	1	
Cerebro-Spinal Fever	—	—	1	—	3	2	28	6	7	3	1	3	3	6	30	4	2	19	39	—	—	10	194	
Measles	—	1	27	—	4	3	33	13	—	1	2	1	18	1	4	28	6	12	15	—	1	8	157	
Whooping-cough	—	—	7	—	—	—	—	—	—	—	—	—	—	—	—	—	—	—	—	—	—	—	—	
Totals	1	4	42	1	7	5	66	25	12	5	8	4	22	10	39	32	13	34	60	—	1	27	418	



## SCHOOL ABSENTEES

The table on page 38 shows the number of children absent from school suffering, or suspected to be suffering, from any infectious or contagious disease, including contacts with cases of infectious disease.

## HEALTH DEPARTMENT VISITING NURSE

The home visits of the Visiting Nurse are summarised in the table below. The main effort has been directed towards securing immunisation of those children who failed to secure immunisation either at Infant Welfare Centres or at Schools, and it will be noticed that there is a decided improvement in the figures of immunised children.

Scabies cases show a considerable reduction, and are confined now, in the main, to families who may be classed as habitual offenders. The policy of treating scabies in the home where the whole family is examined and treated, rather than removing school-children individually for treatment at Cleansing Centres, appears to be amply justified by these results.

	Visits.
Diphtheria Contacts ... ..	6
Scabies ... ..	89
Diphtheria Immunisation ... ..	976
Infantile Paralysis Contacts ... ..	8
T.B. visits ... ..	67
Special visits—Old people ... ..	14
Special visits ... ..	258
School visits ... ..	158
Cholera Contacts ... ..	3
Miscellaneous visits ... ..	23
Scarlet Fever Contacts ... ..	3
Pediculosis visits ... ..	33
	<hr/>
	1,638

The table below gives details of the scabies and pediculosis (head-lice) cases treated in the District during the year 1948:

Month	Number Treated			
	Scabies		Pediculosis	
	Adults	Children	Adults	Children
January ... ..	—	—	—	—
February ... ..	—	—	—	—
March ... ..	—	—	—	—
April ... ..	2	3	3	10
May ... ..	2	2	—	4
June ... ..	—	—	—	—
July ... ..	—	—	2	14
August ... ..	—	—	2	22
September ... ..	—	—	1	9
October ... ..	—	5	—	4
November ... ..	—	—	—	—
December ... ..	1	2	—	—
Totals ... ..	5	12	8	63

TABLE V. SCHOOL ABSENTEES, 1948.

School	Scarlet Fever	Chicken-pox	Measles	German Measles	Jaundice	Ringworm	Mumps	Whooping-cough	Scabies	Totals
Albury C. of E....	—	24	—	—	—	—	—	—	—	24
Ash Common C. of E....	—	—	31	—	—	—	—	3	—	34
Ash Vale County Primary	2	—	11	—	—	—	—	—	—	13
Victoria Hall, Ash	—	—	—	—	—	—	—	—	—	—
Ash Walsh C. of E.	2	—	39	—	—	—	—	3	—	44
Ash Wyke	—	—	—	—	—	—	—	—	—	—
Chilworth C. of E.	1	19	7	—	—	—	—	4	—	31
Clandon, East, C. of E.	—	—	—	—	—	—	1	—	—	1
Clandon, West, C. of E.	—	1	—	—	—	—	—	4	—	5
Compton C. of E.	—	—	—	—	—	—	—	—	—	—
Effingham County Primary	6	—	2	—	—	3	1	8	—	20
Holmbury St. Mary C. of E.	—	3	4	—	—	—	1	—	—	8
Horsley, East, C. of E.	—	1	—	—	—	—	—	4	—	5
Horsley, West, C. of E.	1	—	—	—	—	—	—	—	—	1
Ockham C. of E.	—	—	—	—	—	—	—	—	—	—
Peaslake C. of E.	8	—	—	—	—	—	—	—	—	8
Pirbright County Primary	7	8	—	—	—	—	13	4	—	32
Puttenham C. of E.	—	—	—	—	—	—	—	—	—	—
Ripley C. of E....	—	—	—	—	—	1	—	13	—	14
Seale C. of E.	—	1	—	—	—	—	—	—	—	1
Send C. of E. Primary	—	5	1	—	—	—	1	20	2	29
Shackleford C. of E.	1	—	—	1	1	—	—	—	—	3
Shalford County Primary	2	46	—	2	—	—	—	—	—	50
Shalford Infants	2	31	—	—	—	—	11	5	—	49
Shere C. of E.	—	—	2	—	—	—	—	14	—	16
Tongham C. of E.	—	—	—	—	—	—	—	—	—	—
Wood Street County Primary	6	1	1	—	—	—	—	—	—	8
Worplesdon, Perry Hill County Primary	—	—	—	—	—	—	—	—	—	—
Totals	38	140	98	3	1	4	28	82	2	396



School	Children attending school.			Treatment carried out during 1948			Schick Tested	Percentage of children immunised
	Total	No. immunised.	No. not immunised	1st Inj.	2nd Inj.	re-imm.		
Albury C. of E. ...	92	86	6	6	6	37	—	93.48
Ash Common C. of E. ...	308	255	53	22	16	87	—	82.79
Ash Vale County Primary ...	293	270	23	13	12	115	—	92.15
Ash Walsh C. of E. ...	359	329	30	15	8	115	—	91.64
Ash Wyke ...	271	260	11	—	6	65	—	95.94
Chilworth C. of E. ...	67	58	9	—	1	31	—	86.57
Compton C. of E. ...	40	26	14	6	—	6	—	65.00
East Clandon C. of E. ...	18	15	3	3	—	5	—	83.33
West Clandon C. of E. ...	28	27	1	—	—	—	—	96.43
Effingham Secondary ...	187	152	35	—	1	26	1	81.28
Effingham County Primary ...	176	155	21	6	3	47	—	88.07
Holmbury St Mary C. of E. ...	23	14	9	—	—	—	—	60.87
East Horsley C. of E. ...	49	43	6	2	1	13	—	87.75
West Horsley C. of E. ...	98	88	10	2	—	5	—	89.80
Ockham C. of E. ...	30	20	10	1	—	10	—	66.66
Peaslake C. of E. ...	66	57	9	3	—	35	1	86.36
Perry Hill, Worplesdon ...	141	116	25	10	2	51	—	82.27
Pirbright County Primary ...	132	119	13	2	11	12	—	90.15
Puttenham C. of E. ...	57	45	12	2	—	15	—	78.95
Ripley C. of E. ...	110	103	7	10	4	39	—	93.64
Seale C. of E. ...	51	46	5	3	1	16	—	91.76
Send C. of E. ...	135	127	8	12	16	55	72	94.07
Send Secondary ...	184	165	19	—	5	49	27	89.61
Shackleford C. of E. ...	98	81	17	13	3	17	—	80.61
Shalford (Infants) ...	93	82	11	3	6	26	—	87.10
Shalford (Mixed) ...	240	216	24	4	5	23	—	90.00
Shere C. of E. ...	191	172	19	8	—	123	—	90.05
Tongham C. of E. ...	106	88	18	9	10	33	—	83.02
Wood Street County Primary	120	105	15	7	3	39	—	87.50
<b>TOTALS</b> ...	<b>3,763</b>	<b>3,320</b>	<b>443</b>	<b>162</b>	<b>120</b>	<b>1,095</b>	<b>101</b>	<b>88.23</b>

## DIPHTHERIA IMMUNISATION.

Children under 5 years of age			
Immunised 1/1/48 to 31/12/48	Immunised Prior to 1/1/48	Estimated Population under 5 years	Percentage Immunised
277	981	3,225 (Reg. Gen. Estimate 1948)	39.00

Children between 5 and 15 years of age						
At Maintained Schools			At Private Schools	Estimated Population 5-14 years	Percentage Immunised	
Immunised 1/1/48 to 31/12/48	Re-immunised 1/1/48 to 31/12/48	Immunised Prior to 1/1/48 and still at school	Immunisation state at Summer Term		Main-tained Schools	Private Schools
120	1,095	3,200	493*	4,369 (S.C.C. Schools) 5,310 (Reg. Gen. Estimate. 1948)	75.99	52.39

\*Information obtained from Principals of 13 Private Schools out of 21 circularised.

## VACCINATION.

The following table gives details of vaccination carried out in the Guildford Rural District since the 5th July, 1948, when we took over the administration of the vaccination services on behalf of the Surrey County Council.

### Number of Persons vaccinated (or re-vaccinated) during period.

Age at 31st Dec., 1948, i.e., born in years	Under 1 1948	1 to 4 '44 to '47	5 to 14 '34 to '43	15 or over before 1934	Total
Number Vaccinated	83	4	1	4	92
Number Re- vaccinated	—	—	5	15	20

All the above were carried out by general practitioners, with the exception of 6 (under 1) carried out by this Department.

There were no cases of illness or other complications arising out of vaccination reported during the period.



## CANCER.

There were 72 deaths from malignant disease during 1948: 35 male and 37 female. The age incidence of these persons is shown in the table below:

### DEATHS FROM CANCER

SITE	Under 20		20-30		30-40		40-50		50-60		60-70		70-80		Over 80		Totals		Grand Totals	
	M	F	M	F	M	F	M	F	M	F	M	F	M	F	M	F	M	F	1948	1947
Alimentary Canal ...	—	—	—	—	2	—	1	1	2	3	2	3	3	1	2	—	12	8	20	19
Breast ...	—	—	—	1	—	1	—	—	—	1	—	2	—	1	—	1	—	7	7	7
Lung ...	—	—	—	—	1	—	1	1	3	—	2	—	2	1	2	2	11	4	15	16
Liver ...	—	—	—	—	—	—	—	—	—	2	—	2	1	2	—	—	1	6	7	5
Tongue ...	—	—	—	—	—	—	—	—	—	—	—	—	—	—	—	—	—	—	—	—
Other ...	—	1	—	—	—	—	1	2	—	1	2	3	8	3	—	2	11	12	23	29
<b>1948</b>	—	<b>1</b>	—	<b>1</b>	<b>3</b>	<b>1</b>	<b>3</b>	<b>4</b>	<b>5</b>	<b>7</b>	<b>6</b>	<b>10</b>	<b>14</b>	<b>8</b>	<b>4</b>	<b>5</b>	<b>35</b>	<b>37</b>	<b>72</b>	—
<b>1947</b>	—	<b>1</b>	—	—	<b>2</b>	—	<b>2</b>	<b>2</b>	<b>8</b>	<b>10</b>	<b>16</b>	<b>5</b>	<b>12</b>	<b>11</b>	<b>3</b>	<b>4</b>	<b>43</b>	<b>33</b>	—	<b>76</b>

The following table shows the deaths from cancer during the last sixteen years:

### DEATHS FROM CANCER DURING THE LAST SIXTEEN YEARS.

Year	Male	Female	Total	Death-Rate
*1933 ...	21	22	43	1.32
1934 ...	27	19	46	1.45
1935 ...	30	34	64	1.95
1936 ...	33	23	56	1.73
1937 ...	28	31	59	1.75
1938 ...	25	25	50	1.42
1939 ...	28	37	65	1.62
1940 ...	19	41	60	1.58
1941 ...	30	42	72	1.75
1942 ...	29	41	70	1.79
1943 ...	38	55	93	2.47
1944 ...	42	33	75	1.98
1945 ...	41	34	75	2.35
1946 ...	26	41	67	1.77
1947 ...	43	33	76	1.96
<b>1948 ...</b>	<b>35</b>	<b>37</b>	<b>72</b>	<b>1.77</b>

\*Extension of boundary, 1st April, 1933.

## TUBERCULOSIS.

The following table shows the number and types of cases on the Register at 31st December, for the last 12 years :

Year	Pulmonary		Non-Pulmonary		Total No. on Register at 31st December
	Male	Female	Male	Female	
1937	52	45	24	25	146
1938	56	36	21	27	140
1939	58	48	21	28	155
1940	75	52	21	36	184
1941	82	57	27	39	205
1942	85	64	30	45	224
1943	90	61	33	32	216
1944	101	70	37	60	268
1945	103	74	33	59	269
1946	113	81	41	57	292
1947	117	84	40	50	291
1948	118	83	43	52	296

During 1948 there were 26 new cases (Primary). They were distributed in the following Parishes :

Abinger Hammer	...	1	Pirbright	..	...	—
Albury	...	...	Puttenham	...	...	—
Artington	...	...	Ripley	...	...	2
Ash	...	...	Shackleford	...	...	—
Clandon, East	...	...	Shalford	...	...	1
Clandon, West	...	...	Send	...	...	2
Compton	...	...	Shere	...	...	4
Effingham	...	...	St. Martha	...	...	1
Horsley, East	...	...	Tongham	...	...	2
Horsley, West	...	...	Wanborough	...	...	—
Ockham	...	...	Worplesdon	...	...	2

Table IX on page 44 shows the new cases and deaths in age periods; pulmonary and non-pulmonary figures are given separately.

The following table shows the notifications and deaths in the District, with the corresponding rates per 1,000 of the population during the past 10 years :

Year	Cases Notified	Notification Rate	Deaths	Death-Rate per 1,000 of the Population
1939	34	0.94	10	0.25
1940	45	1.18	17	0.45
1941	34	0.83	16	0.39
1942	43	1.09	22	0.56
1943	47	1.25	24	0.64
1944	43	1.16	9	0.24
1945	30	0.82	20	0.54
1946	46	1.22	9	0.24
1947	28	0.72	10	0.26
1948	26	0.63	10 *	0.24

\*16 deaths—10 died in 1948; 6 died in previous years, and only reported to us in 1948.



## TUBERCULOSIS CARE COMMITTEE.

This Committee held three meetings during the year—fifteen cases being considered.

Assistance was given in the following forms (some patients receiving help under more than one heading) :

Pocket money (sanatorium, holidays, etc.)	...	...	3
Rail fares	...	...	2
Bedding, bed linen, pyjamas, etc.	...	...	3
Spectacles	...	...	2
Clothing and footwear	...	...	4
Payment of school fees	...	...	1
Grant for extra nourishment	...	...	1

The total expenditure involved by these grants was £56 3s. 11d., as again £46 1s. 11d. in 1947.

The Care Committee had a balance of £133 6s. 10d. in hand at 31st December, 1948.

TABLE IX. NEW CASES AND MORTALITY OF TUBERCULOSIS.

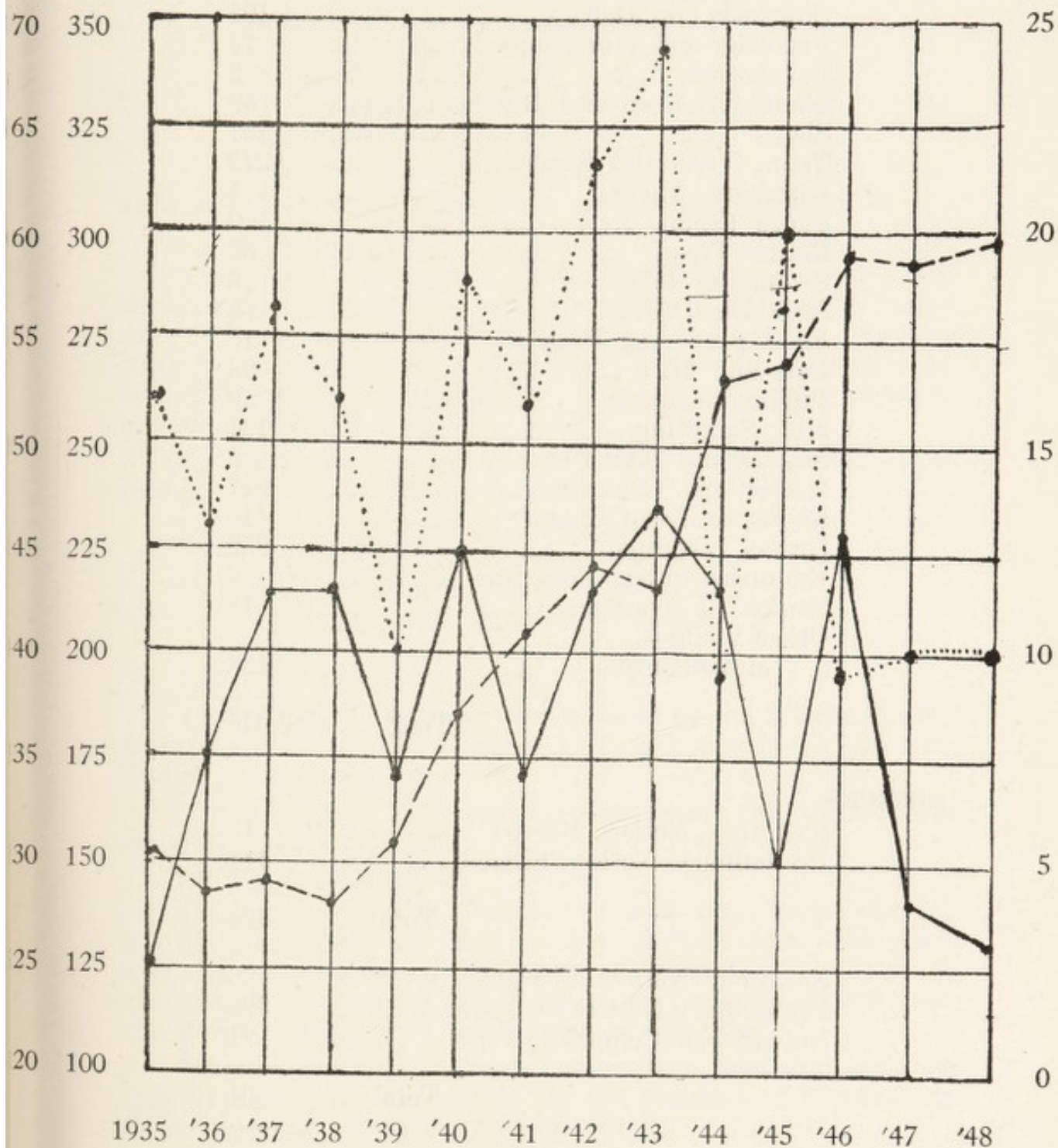
Age Periods	New Cases*				Deaths			
	Respiratory		Non-Respiratory		Respiratory		Non-Respiratory	
	Male	Female	Male	Female	Male	Female	Male	Female
0-1	—	—	—	—	—	—	—	—
1-5	—	—	1	—	—	—	—	—
5-15	1	2	3	—	—	—	—	—
15-25	5	3	—	2	1	3	—	—
25-35	5	5	—	—	—	—	—	—
35-45	2	3	—	—	3	2	—	—
45-55	4	1	—	—	—	—	—	—
55-65	2	—	—	—	1	—	—	—
65 and over	—	—	—	—	—	—	—	—
Unknown	1	—	—	—	—	—	—	—
Totals ...	20	14	4	2	5	5	—	—
Registrar General's Figures ...					4	7	—	—

\*24 of the cases were primary notifications, 2 were cases notified after death, and 14 were patients transferred in the district.



# GRAPH SHOWING THE ANNUAL NOTIFICATIONS AND DEATHS FROM TUBERCULOSIS.

Notifications of Tuberculosis (20 to 70) ... ..  
 Deaths from Tuberculosis (0 to 25) ... ..  
 Numbers on Register of notified cases (100 to 350) ... ..



# ANNUAL REPORT OF THE CHIEF SANITARY INSPECTOR

## INSPECTIONS.

The total number of inspections made by the Sanitary Inspectors during the year was 3,345, in accordance with the following table:

## VISITS.

Water Supplies .....	208
Cowsheds and Dairies .....	102
Factories and Workshops .....	73
Bakehouses .....	2
Slaughterhouses and Butchers' Shops .....	59
Shops .....	131
Tents, Vans and Sheds .....	272
Knackers' Yards .....	1
Shops (Shops Act) .....	9
Refuse Tips .....	33
Swimming Pools .....	3
Infectious Disease .....	85
Food Preparing Premises .....	10
Rats and Mice .....	93
Public Cleansing .....	50
Milk Sampling .....	191
Stables and Piggeries .....	8
Inspections (Houses) .....	217
Re-inspections (Houses) .....	410
Drains Inspected .....	952
Enquiries—Food Poisoning .....	2
Smoke Observations .....	11
Other Visits—	
Miscellaneous .....	423
<b>Total .....</b>	<b>3,345</b>

## NOTICES.

Statutory Notices Served .....	13
Preliminary Notices Served .....	411
<b>Total .....</b>	<b>424</b>
Statutory Notices Complied With .....	20
Preliminary Notices Complied With .....	393
Notices Not Complied With .....	91
<b>Total .....</b>	<b>504</b>



## SUMMARY.

Legal Proceedings .....	3
Milk Samples for Bacterial Examination :	
Satisfactory .....	176
Unsatisfactory .....	36
Water Samples for Analysis—	
Main Supplies :	
Satisfactory .....	134
Unsatisfactory .....	2
Water Samples for Analysis—	
Well Supplies :	
Satisfactory .....	9
Unsatisfactory .....	2
Watercress Bed Samples .....	—
Infected Premises Disinfected .....	29

## INSPECTION AND SUPERVISION OF FOODSTUFF—MILK.

### (a) MILK SUPPLIES.

There were registered in the Guildford Rural Area 137 producers of milk; of these, 37 were producers of Tuberculin Tested and 38 producers of Accredited milk under licence from the Surrey County Council. Milk was supplied to consumers by 65 registered retail purveyors, 15 of these having dairy premises outside the District.

Licences were granted by the Council for the production or sale of designated milk as follows :

Licences to Pasteurise (Holder) .....	1
Dealers' Licences—Pasteurised .....	10
Dealers' Licences—Tuberculin Tested .....	9
Supplementary Licences—Pasteurised .....	14
Supplementary Licences—Tuberculin Tested .....	10

In addition, 10 licences were granted by the Surrey County Council for the sale of Tuberculin Tested milk bottled by producers on their premises.

The quality of milk retailed throughout the District was generally well maintained.

### (b) MILK SAMPLING.

During the year, 212 samples of milk were taken; the following tables show the total number of samples in each grade and the cause of failure in respect of samples failing to reach the prescribed standard, or, in the case of non-designated milk, the standard prescribed for designated raw milk.

Of these samples, 108 were subjected to biological examination by guinea pig inoculation for the presence of tuberculosis. In no case was a positive report received.

**TUBERCULIN TESTED.****Total Samples Taken**

8

**Failing Samples**

—

Analysis of Samples.

Methylene Blue		Coliform Bacillus			
Satisfac- tory	Failed	Absent	Present in		
			1/10	1/100	1/1000
8	—	8	—	—	—

**ACCREDITED.****Total Samples Taken**

11

**Failing Samples**

1

Analysis of Samples.

Methylene Blue		Coliform Bacillus			
Satisfac- tory	Failed	Absent	Present in		
			1/10	1/100	1/1000
11	—	8	2	1	—

**PASTEURISED.****Total Samples Taken**

87

**Failing Samples**

5

Analysis of Samples.

Methylene Blue			Phosphatase	
Satisfac- tory	Failed	Not Done— Temp : over 65 deg.	Satisfac- tory	Failed
57	1	29	83	4

**ORDINARY.****Total Samples Taken**

106

**Failing Samples (by  
Designated Standard)**

29

Analysis of Samples.

Methylene Blue		Coliform Bacillus			
Satisfac- tory	Failed	Absent	Present in		
			1/10	1/100	1/1000
92	14	63	20	14	9



# INSPECTION OF MEAT AND OTHER FOODSTUFF.

## CARCASES INSPECTED AND CONDEMNED.

	Cattle excluding Cows	Cows	Calves	Sheep & Lambs	Pigs
Number killed ... ..	—	—	—	—	—
Number inspected ... ..	—	—	—	—	5
<b>All diseases except Tuberculosis</b> ... ..					
Whole carcasses condemned ... ..	—	—	—	—	—
Carcases of which some part or organ was con- demned ... ..	—	—	—	—	—
Percentage of the num- ber inspected affected with disease other than tuberculosis ...	—	—	—	—	—
<b>Tuberculosis Only.</b>					
Whole carcasses condemned ... ..	—	—	—	—	—
Carcases of which some part or organ was con- demned ... ..	—	—	—	—	—
Percentage of the num- ber inspected affected with tuberculosis ...	—	—	—	—	—

The following quantities of foodstuff were inspected and certified as unfit for human consumption:

	Tns.	cwts.	qrs.	lb.
Meat—fresh ... ..		5	—	22
Meat—tinned ... ..		2	1	20
Meat—cooked (including Bacon) ...			2	—
Sausages—tinned ... ..				3
Poultry ... ..				11
Fish—fresh ... ..		4	3	—
Fish—tinned ... ..			1	6
Pastes—meat and fish ... ..				1
Soups and Stews—tinned ... ..				10
Milk—tinned ... ..			1	21
Butter ... ..			1	2
Cheese ... ..				1
Eggs—shell ... ..				22
Jams and Preserves—Tinned ... ..				11
Jams and Preserves—Jars ... ..				6
Fruit—tinned ... ..		1	3	21
Fruit—dried ... ..		2	1	6
Fruit—fresh ... ..	2	19	—	—
Vegetables—tinned ... ..			2	6
Cereals ... ..		2	3	3
Puddings—tinned ... ..				1
Pickles, sauces, etc. ... ..				21
<b>Total ... ..</b>	<b>4</b>	<b>1</b>	<b>—</b>	<b>26</b>

## WATER SUPPLIES.

During the year, 109 bacteriological and 25 chemical samples of water were taken from public and private estate main supplies within the District; of these, two reports in respect of one private estate supply were not of a standard considered suitable by the Analyst for domestic purposes. In this case, however, chlorination of the water was resorted to, and later sampling proved that the deterioration in the quality of the water was only temporary.

Eleven samples were taken from private well supplies, and in two cases the Analyst reported the water as unsuitable for use for domestic purposes.



## **HOUSING.**

### **INSPECTION OF DWELLING HOUSES DURING THE YEAR.**

(1) (a)	Total number of dwelling houses inspected for housing defects (under Public Health or Housing Acts) ... ..	217
(b)	Number of inspections made for the purpose ...	410
(2) (a)	Number of dwelling houses (included under sub-head (1) above which were inspected and recorded under the Housing (Consolidated) Regulations, 1925/32) ... ..	173
(b)	Number of inspections made for the purpose ...	289
(3)	Number of dwelling houses found to be in a state so dangerous or injurious to health as to be unfit for human habitation ... ..	8
(4)	Number of dwelling houses (exclusive of those referred to under the preceding sub-head) found not to be in all respects reasonably fit for human habitation ... ..	209

### **REMEDY OF DEFECTS DURING THE YEAR WITHOUT SERVICE OF FORMAL NOTICE.**

Number of defective dwelling houses rendered fit in consequence of informal action by the Local Authority or their Officers ... ..	180
--	-----

### **ACTION UNDER STATUTORY POWERS DURING THE YEAR.**

#### **A. Proceedings under Sections 9, 10 and 16 of the Housing Act, 1936.**

(1)	Number of dwelling houses in respect of which notices were served requiring repairs ... ..	3
(2)	Number of dwelling houses which were rendered fit after service of formal notices:	
(a)	By Owners ... ..	4
(b)	By Local Authority in default of Owners ...	—

#### **B. Proceedings under the Public Health Acts.**

(1)	Number of dwelling houses in respect of which notices were served requiring defects to be remedied ... ..	4
(2)	Number of dwelling houses in which defects were remedied after service of formal notices:	
(a)	By Owners ... ..	7
(b)	By Local Authority in default of Owners ...	—

C. Proceedings under Sections 11 and 13 of the Housing Act, 1936.

(1)	Number of dwelling houses in respect of which Demolition Orders were made ... ..	6
(2)	Number of dwelling houses demolished in pursuance of Demolition Orders ... ..	6
(3)	Notices served under Section 11 (1) of the Housing Act, 1936, dwelling houses closed on undertaking of Owner ... ..	1

D. Proceedings under Section 12 of the Housing Act, 1936.

(1)	Number of separate tenements or underground rooms in respect of which Closing Orders were made ... ..	2
(2)	Number of separate tenements or underground rooms in respect of which Closing Orders were determined, the tenement or room having been rendered fit ... ..	—

**MOVABLE DWELLINGS.**

(a) Public Health Act, 1936—Section 269.

During the year 15 licences were granted for the occupation of movable dwellings within the District.

In all cases licences were limited to a period of twelve months.

No licences were granted for the use of land as Camping Sites.

(b) Surrey County Council Act, 1931—Section 57.

Application was made to the Justices for an Order under the Act prohibiting the use of land at The Quadrant and The Bogs, Ash Vale, as a site for the establishment of movable dwellings, and Orders were made in respect of two encampments prescribing an area of land within 880 yards radius of each site.

Consequent upon the Orders, it was possible to remove many newly established encampments which were of low standard and poor sanitary condition, and to prevent the extensive use of the land for sub-standard camping purposes.

**SLAUGHTERHOUSES AND KNACKERS' YARDS.**

Licences were granted for the use of premises in the following Parishes as slaughterhouses during the year; owing to the restriction on private killing, little or no slaughtering has been carried out:

Albury	...	...	...	...	...	1
Ash	...	...	...	...	...	1
East Horsley	...	...	...	...	...	1
Puttenham	...	...	...	...	...	1
Ripley	...	...	...	...	...	1
Shalford	...	...	...	...	...	1
Shere	...	...	...	...	...	1
Tongham	...	...	...	...	...	1
Total ...						8



Licences were granted for the use of premises in the following Parishes as knackers' yards:

Artington	...	...	...	...	1
Ash	...	...	...	...	2
					—
Total	...				3
					—

#### RODENT CONTROL.

During the year the Council had regard to the desirability of improving the facilities for the treatment of premises known to be infested by rats or mice, and of the need to carry out a planned inspection of the District to determine the extent of such infestations. The part-time operative was, therefore, brought on to a full-time basis for the work, and a light van purchased to provide transport.

Detailed survey was commenced Parish by Parish from August, and, in addition, the treatment of all complaints received was dealt with by the operative as they arose.

The scheme provided for the treatment free of cost to the occupiers of domestic premises; in the case of commercial premises a charge was made at the rate of 5s. per hour on the time taken.

The following table shows the result of the work done:

#### SURVEY.

Parish	Inspections made	Infestations found			Visits for treatment
		Reservoir	Major	Minor	
Shalford	996	—	21	91	560
St. Martha	187	—	3	37	—
Total	1,183	—	24	128	560

#### COMPLAINTS.

Parish	Inspections made	Infestations found			Visits for treatment
		Reservoir	Major	Minor	
All Parishes	45	—	6	23	120

In addition, fourteen complaints received prior to the commencement of the scheme were referred to the Surrey County Council for treatment by their operatives.

## **CLEANSING SERVICES.**

### **(a) Refuse Collection.**

During the year the fortnightly collection of household refuse was extended, by inclusion of the Parishes of Shere, Effingham, Artington and part of East Horsley, to cover the whole of the Rural District, refuse being disposed of by controlled tipping at the Council's tips at Shalford and Ash Vale.

### **(b) Cleansing of Pail Closets.**

Twice weekly collection of night soil continued to be carried out in the Tongham and Ash area, a total of 915 premises being cleared each week.

Arrangements were made for disposal by agreement with a neighbouring Authority for treatment of night soil at their Sewage Works.

In the Parishes of St. Martha, Shalford and Albury, twice weekly collection is made from 119 premises.

### **(c) Cleansing of Cesspools.**

The Council continued to empty cesspools, free of charge to occupiers, on a request being made and not more often than once in each period of three months, the work being carried out by nine Dennis 750-gallon vacuum tank vehicles.

A total of 8,071 requests were received and dealt with during the year.

Disposal, where possible, was to main sewers, this practice being extended by agreement with the Borough of Aldershot and the Urban District of Farnborough to reduce the volume of sewage tipped on the Elm Hill site, where disposal is effected by tipping on the land.



# REPORT ON THE ADMINISTRATION OF THE FACTORIES ACT, 1937, IN CONNECTION WITH FACTORIES.

## 1. Inspection of Factories.

Premises	Number on Register	Number of		
		Inspections	Written Notices	Occupiers Prosecuted
(i) Factories in which Sections 1, 2, 3, 4 and 6 are to be enforced by Local Authorities ...	41	57	3	—
(ii) Factories not included in (i) in which Section 7 is enforced by the Local Authority ...	92	121	4	—
(iii) Other premises in which Section 7 is enforced by the Local Authority* (excluding out-workers' premises) .	—	—	—	—
<b>Total ...</b>	<b>133</b>	<b>178</b>	<b>7</b>	<b>—</b>

\* Electrical stations (Section 103 (1)), Institutions (Section 104) and sites of Building Operations and Works of Engineering Construction (Sections 107 and 108).

## 2. Cases in which Defects were found.

Particulars	Number of Cases in which defects were found				No. of Cases in which prosecutions were instituted
	Found	Remedied	Referred		
			To H.M. Inspector	By H.M. Inspector	
Want of Cleanliness (S.1) ...	—	—	—	—	—
Overcrowding (S.2) ... ..	—	—	—	—	—
Unreasonable Temperature (S.3)	—	—	—	—	—
Inadequate Ventilation (S.4)	—	—	—	—	—
Ineffective Drainage of Floors (S.6)	—	—	—	—	—
Sanitary Conveniences (S.7)					
(a) Insufficient ... ..	1	1	—	—	—
(b) Unsuitable or defective ... ..	5	5	—	—	—
(c) Not separate for sexes ... ..	1	1	—	—	—
Other offences against the Act (not including offences relating to Outwork) ...	—	—	—	—	—
Total ... ..	7	7	—	—	—

# REPORT ON THE INVESTIGATION OF THE SITING OF THE NEW BRIDGE

The first object of the investigation was to determine the most suitable site for the new bridge. For this purpose, a series of reconnaissance trips were made to the various points of interest in the district. The results of these trips are given in the following table:

Point of Interest	Remarks
Point A	Good site for bridge, but difficult access.
Point B	Good site for bridge, but difficult access.
Point C	Good site for bridge, but difficult access.
Point D	Good site for bridge, but difficult access.
Point E	Good site for bridge, but difficult access.
Point F	Good site for bridge, but difficult access.
Point G	Good site for bridge, but difficult access.
Point H	Good site for bridge, but difficult access.
Point I	Good site for bridge, but difficult access.
Point J	Good site for bridge, but difficult access.

Description of Site		Remarks	
Point A	Good site for bridge, but difficult access.	Point B	Good site for bridge, but difficult access.
Point C	Good site for bridge, but difficult access.	Point D	Good site for bridge, but difficult access.
Point E	Good site for bridge, but difficult access.	Point F	Good site for bridge, but difficult access.
Point G	Good site for bridge, but difficult access.	Point H	Good site for bridge, but difficult access.
Point I	Good site for bridge, but difficult access.	Point J	Good site for bridge, but difficult access.
Point K	Good site for bridge, but difficult access.	Point L	Good site for bridge, but difficult access.
Point M	Good site for bridge, but difficult access.	Point N	Good site for bridge, but difficult access.
Point O	Good site for bridge, but difficult access.	Point P	Good site for bridge, but difficult access.
Point Q	Good site for bridge, but difficult access.	Point R	Good site for bridge, but difficult access.
Point S	Good site for bridge, but difficult access.	Point T	Good site for bridge, but difficult access.
Point U	Good site for bridge, but difficult access.	Point V	Good site for bridge, but difficult access.
Point W	Good site for bridge, but difficult access.	Point X	Good site for bridge, but difficult access.
Point Y	Good site for bridge, but difficult access.	Point Z	Good site for bridge, but difficult access.