

[Report 1945] / Medical Officer of Health, Godalming Borough.

Contributors

Godalming (England). Borough Council.

Publication/Creation

1945

Persistent URL

<https://wellcomecollection.org/works/bmqw98fk>

License and attribution

You have permission to make copies of this work under a Creative Commons, Attribution license.


This licence permits unrestricted use, distribution, and reproduction in any medium, provided the original author and source are credited. See the Legal Code for further information.

Image source should be attributed as specified in the full catalogue record. If no source is given the image should be attributed to Wellcome Collection.




Wellcome Collection
183 Euston Road
London NW1 2BE UK
T +44 (0)20 7611 8722
E library@wellcomecollection.org
<https://wellcomecollection.org>





Digitized by the Internet Archive
in 2017 with funding from
Wellcome Library

<https://archive.org/details/b2926067x>



January



BOROUGH OF GODALMING.

ANNUAL REPORT


OF THE

Medical Officer of Health
for 1945

TOGETHER WITH THAT OF THE

Sanitary Inspector

7734



ANNUAL REPORT

OF THE

Medical Officer of Health

for 1945.

*To the Mayor, Aldermen and Councillors
of the Borough of Godalming.*

Your Worship, Ladies and Gentlemen,

I have pleasure in presenting my first Report after my return to duty following six years of service in the R.A.M.C.

For half the year, Dr. Erskine Young acted as Medical Officer of Health, and I returned to duty in July 1945.

The changes which arose during the year in the shape of evacuee hostels, etc., were still retained during 1945, but the end of the war immediately started a return to peace procedure and reasonable normality. Unfortunately, this did not affect the food situation, concerning which I have some comment to make with regard to the incidence of Tuberculosis. As regards health, the year was a good one, and barring an explosive outbreak of measles in the early part of the year, the incidence of infectious disease was low. The Birth Rate, however, is lower and the Death Rate higher than one would expect for such a healthy town as Godalming. But as regards the latter, the preponderance of older people in our population must be remembered. As to the former, explanation is difficult. One must note that, though the figure is much below the scale one of 1944, it is higher than that of 1943, 1941, 1940, 1939 and 1938. This might indicate a return to more normal figures.

I much appreciated the welcome I received from all the Council on my return to duty.

Yours faithfully,

F. A. BELAM, M.D.,

Medical Officer of Health.

PUBLIC HEALTH OFFICERS OF THE LOCAL AUTHORITY.

Medical Officer of Health :

F. A. BELAM, T.D., M.D., Ch.B., D.P.H.
(on War Service to July 1945).

Acting Medical Officer of Health :

J. M. ERSKINE-YOUNG, M.D., Ch.B., M.R.C.S., D.P.H.
(to July 1945).

Chief Sanitary Inspector :

P. A. WARNER, C.R.San.I., M.S.I.Assn.

Assistant Sanitary Inspector :

Clerk : Miss E. K. GILBERT.

Statistics and Social Conditions of the Area

Area (acres), 2,393.

Population (Registrar General's Estimate, mid-year 1945): 14,020.

Number of inhabited houses (1st April, 1945), according to the rate books: 3,869.

Rateable Value: £122,842.

Sum represented by a penny rate, 1944/45: £493 19s. 9d.

Extracts from Vital Statistics of the Year.

	Total.	M.	F.	
Live Births—				
Total ...	230	123	107	{ Birth Rate per 1,000 of the estimated resident population, 16.40.
Legitimate ...	208	112	96	
Illegitimate ...	22	11	11	
Still Births—				
Legitimate ...	2	—	2	{ Rate per 1,000 total (live and still) births, 8.62. Still-birth Rate per 1,000 population, 0.14.
Deaths ...	170	81	89	{ Death Rate per 1,000 of the estimated resident population, 12.12.

Deaths from Puerperal causes: One.

Death Rate of infants under 1 year of age:—

All infants per 1,000 live births ...	34.7
Legitimate infants per 1,000 legitimate live births ...	38.4
Illegitimate infants per 1,000 illegitimate live births ...	Nil
Deaths from Cancer (all ages) ...	24

Deaths from Measles (all ages)	Nil
Deaths from Whooping Cough (all ages)	Nil
Deaths from Diarrhoea (under two years of age)	Nil

The Birth Rate is lower than the average for County Boroughs and smaller towns. It is slightly above that for the country as a whole. Still Births fortunately are lower than ever.

A comparison of Godalming statistics with general ones reveals that the local birth rate has fallen considerably, and though it is still slightly higher than that of the country as a whole it is below that for the smaller towns. The death rate has risen and is above that of the country as a whole, though below that for the smaller towns. The actual number of deaths is less than that of 1944, but the Registrar General has seen fit to reduce the population by 660, and working on the lower figure gives a higher death rate. Births are actually 64 less than in 1944. As usual, heart disease was responsible for most deaths, but most of these were persons over 65. Cancer followed with half the deaths of heart disease, and most of these were persons over 65.

Infantile mortality was low: much below that of the country as a whole or that of the smaller towns. One infant death could not be found in local returns or inward transfers, and there were two more male and one female deaths than in the figures supplied by the Registrar General. These were all persons over 65 and are shewn with + signs in the table. There was also a death from generalised tuberculosis in a young woman of 24 which does not appear in the figures supplied by the Registrar General.

Birth Rate, Death Rate, and Analysis of Mortality in the Year 1945. Provisional Figures.

England & Wales, 126 County Boroughs and Great Towns, and 148 Smaller Towns.	Rate per 1,000 Population		Annual Death-Rate per 1,000 Population									Rate per 1,000 Live Births	
	Live Births	Still-births	All Causes	Typhoid and Paratyphoid Fever	Small-pox	Measles	Scarlet Fever	Whooping Cough	Diphtheria	Influenza	Violence	Diarrhoea and Enteritis under 2 years	Total Deaths under 1 year
England and Wales	16.1	0.46	11.4	—	—	0.02	—	0.02	0.02	0.08	—	5.6	16
126 County Boroughs and Great Towns, including London	19.1	0.58	13.5	—	—	0.02	—	0.02	0.02	0.07	—	7.8	54
148 Smaller Towns (Resid't Populat'ns 25,000 to 50,000— 1931 Census) ...	19.2	0.53	12.3	—	—	0.02	—	0.01	0.02	0.07	—	4.5	43
London ...	15.7	0.40	13.8	—	—	0.01	—	0.02	0.01	0.07	—	7.6	53
GODALMING ...	16.40	0.14	12.12	—	—	—	—	—	—	0.07	—	—	34.7

The Maternal Mortality Rates for England and Wales are as follows:

per 1,000	Total Births ...	Puerperal Sepsis—0.24	Others—1.22	Total—1.46
Godalming	—	4.31	4.31

Godalming Deaths in 1945. Age at Death.

Cause		Under 1	1-2	2-5	5-15	15-25	25-45	45-65	65 & over		R.G.
Cerebro Spinal Fever	M	1	—	—	—	—	—	—	—	1	1
	F	—	—	—	—	—	—	—	—	—	—
Pulmonary	M	—	—	—	—	1	—	2	1	4	4
Tuberculosis	F	—	—	—	—	1	2	—	1	4	4
Syphilitic Diseases	M	—	—	—	—	—	—	1	—	1	1
	F	—	—	—	—	—	—	—	—	—	—
Influenza	M	—	—	—	—	—	—	1	—	1	1
Cancer of buc. cav. and											
oesoph. (M)	M	—	—	—	—	—	—	—	1	1	1
uterus (F)	F	—	—	—	—	—	1	2	2	5	5
Cancer of stomach	M	—	—	—	—	—	—	1	—	1	1
and duodenum	F	—	—	—	—	—	—	1	—	1	1
Cancer of breast	F	—	—	—	—	—	—	2	4	6	6
Cancer of all	M	—	—	—	—	—	—	1	4	5	5
other sites	F	—	—	—	—	—	1	—	4	5	5
Diabetes	F	—	—	—	1	—	—	—	—	1	1
Intracranial	M	—	—	—	—	—	—	2	4	6	6
vascular lesions	F	—	—	—	—	1	—	6	5+1	13	12
Heart Disease	M	—	—	—	—	—	2	7	20	29	29
	F	—	—	—	—	—	—	4	17	21	21
Other dis. of	M	—	—	—	—	—	—	1	2	3	3
circ. system	F	—	—	—	—	—	—	—	7	7	7
Bronchitis	M	1	—	—	—	—	—	—	+1	2	1
	F	—	—	—	—	—	—	—	3	3	3
Pneumonia	M	—	—	—	—	—	1	—	8	9	9
	F	—	—	—	—	—	—	1	2	3	3
Other resp. disease	F	—	—	—	—	—	—	1	2	3	3
Ulcer of stomach											
or duodenum	M	—	—	—	—	—	1	—	1	2	2
Appendicitis	M	—	—	—	—	—	—	—	1	1	1
Other digv. diseases	M	—	—	—	—	—	1	—	1	2	2
	F	—	—	—	—	—	—	2	2	4	4
Nephritis	M	—	—	—	—	—	—	1	1	2	2
	F	—	—	—	—	—	1	—	1	2	2
Other maternal causes	F	—	—	—	—	—	1	—	—	1	1
Con. mal. birth	M	4	—	—	—	—	—	—	—	4	4
injury; inf. diseases	F	1	—	—	—	—	—	—	—	1	1
Road Traffic Accident	M	—	—	—	—	—	1	—	—	1	1
	F	—	—	—	—	—	1	—	—	1	1
Other violent causes	M	—	—	—	2	—	—	—	—	2	2
	F	—	—	—	—	—	—	—	1	1	1
All other causes	M	—	—	—	—	1	—	—	4+1	6	5
	F	—	—	—	—	—	—	1	7	8	8
Totals	M	6	—	—	2	2	6	17	48+2	83	81
	F	1	—	—	1	2	7	20	58+1	90	89
		8	—	—	3	4	13	37	106+3	173	170

General Provision of Health Services for the Area.

(a) **Laboratory Facilities.**—Arrangements are the same: specimens being sent to the Pathological Laboratory of the Royal Surrey County Hospital, Guildford, whence are obtained forms for use by practitioners desiring to avail themselves of the free service.

During 1945 the following pathological work was done for Godalming: 19 swabs for diphtheria and 2 for haemolytic streptococci, 8 sputa for tubercle and 1 miscellaneous examination—30 in all. Water samples are sent to the Counties Public Health Laboratories, Gidea Park.

(b) **Ambulance Facilities.**—For non-infectious and accident cases the motor ambulances of the Godalming Division of the British Red Cross Society are used. They are staffed by the men of the Division on a part-time basis. Infectious cases are sent to Ottershaw or Farnham Isolation Hospital in those hospital's ambulances.

The following figures indicate to some extent the work carried out by the staff of the Godalming Division of the British Red Cross Society:—

Number of Calls (including 106 Accident and 8 Service Calls) received	809
Number of miles travelled	13,906
Hours of duty (including Dunsfold Aerodrome) ...	1,924

(c) **Nursing in the Home.** There are three midwives only in place of six, now practising in the Borough. The Surrey County Council are responsible for financial aid to these midwives.

The following indicates the work of the Nurses of the Godalming Nursing and Child Welfare Association during 1945:—

Number of District Cases	346
Number of District Visits	4,477
Number of Midwifery Cases	52
Number of Maternity Cases (with Doctor) ...	2
Number of Midwifery and Maternity Visits ...	978
Number of Ante-Natal Visits	472
Number of Casual Visits	456
Number of Factory Visits	67

(d) **Clinics and Treatment Centres.**—The Surrey County Council Clinics are as follows:—

AT CHURCH ROOM, GODALMING.

Maternity and Child Welfare—

Dental Clinic: Mondays, 10–12 and 2–4 p.m. Thursdays, 10–12 noon and 2–4 p.m.

Ante-Natal Clinics: 1st and 3rd Tuesdays, 10–12 noon.

Child Welfare Centre: Wednesdays and Fridays, 2–4 p.m.

School Treatment Centres—

General Medical Clinics: Every Friday, 10 a.m.

Eye Clinic: 1st and 3rd Tuesdays, 2–4 p.m.

Diphtheria Immunisation:

Fridays (School children), 10 a.m.

Wednesdays and Fridays (Children 1–5 years), 2–4 p.m.

AT MILFORD SANATORIUM.

Tuberculosis Dispensary: 2nd and 4th Fridays, 2–4 p.m.

AT TOWER HOUSE CLINIC, EPSOM ROAD, GUILDFORD.

Tuberculosis Dispensary:

Mondays, 2 to 4 p.m.

Wednesdays, 2 to 4 p.m.

Fridays, 10 to 12 noon.

AT ROYAL SURREY COUNTY HOSPITAL, GUILDFORD.

Venereal Disease:

Males: Thursdays and Fridays, 5 to 7 p.m.

Females: Mondays, 2 to 7 p.m.; Thursdays, 9.30 to 11 a.m.

(e) **Hospitals.**—

(1) The Royal Surrey County Hospital at Guildford offers 250 beds (208 general and 22 private), including 30 emergency medical service beds. The Merrow Grange Auxiliary Hospital has been closed down. General medical and surgical cases are

treated at this hospital. Only complicated maternity cases are accepted if operation is required.

The St. Luke's Hospital of the Surrey County Council at Guildford offers 507 general beds, which includes 108 emergency medical service and 69 maternity.

St. Thomas's Hospital, established during the war at Hydestile, Milford, near Godalming, served the district well throughout the war. It offers 274 beds, including 60 E.M.S. and 18 for children. During 1945 the following Godalming patients were treated: 287 In-patients; 1,080 Out-patients.

(2) **Maternity and Nursing Homes.**—There are now three nursing homes in the Borough registered by the County Council. These provide 8 beds for chronic cases and 15 beds for maternity, surgical and medical cases.

(3) **Infectious Diseases.**—These were sent to the Isolation Hospitals at Ottershaw and Farnham, as the Woodbridge Hospital can now be regarded as permanently closed. Admissions are as shewn in the table:—

Disease.			Total Cases Notified.	Cases admitted to Hospital.	Total Deaths.
Scarlet Fever	13	12	—
Diphtheria	2	2	—
Pneumonia	3	1	12
Puerperal Pyrexia	2	2	—
Whooping Cough	11	1	—
Measles	153	10	—
Chicken-pox	—	1	—
Jaundice	—	2	—
Total			184	28	12

Prevalence of, and Control over, Infectious and other Diseases.

Apart from measles, of which there was a short explosive outbreak in the first quarter of the year, the incidence of notifiable infectious disease was very low. One death of an infant from acute epidemic cerebro-spinal meningitis was the only death due to infectious disease except for one from influenza and the usual pneumonia fatalities.

Thanks to immunisation, diphtheria incidence was extremely low, only being notified twice, and of these one was

not confirmed in hospital.

A few mild cases of scarlet fever occurred.

The following Table shows the notifications received from Head Teachers of Schools giving numbers of scholars absent from school for infectious diseases:—

Disease	Total	Central	Council, Bridge Rd., Jun. Mixed & Infants	Moss Lane C. of E. Girls and Infants	Busbridge	Farncombe, George Road	County	Day Nurseries
Measles	163	6	34	48	—	50	—	25
Scarlet Fever	13	1	6	5	—	—	—	1
Chicken-pox	13	—	—	—	—	13	—	—
Mumps	13	4	3	—	—	—	6	—
German Measles	—	—	—	—	—	—	—	—
Whooping Cough	10	—	8	2	—	—	—	—
Jaundice	3	—	—	2	—	—	1	—
Impetigo	2	—	—	—	—	—	2	—
Total	217	11	51	57	—	63	9	26

Diphtheria.—As above mentioned, only two cases were notified, one of which was not confirmed. Immunisation against this disease was carried on during the year at the schools and maternity and child welfare clinics. The following figures shew the total number of children who had completed a full course of immunisation at any time up to 31st December, 1945:

Age at 31st December, 1945 ...	Under 1	1	2	3	4	5-9	10-14	Total under 15
i.e., born in year	1945	1944	1943	1942	1941	1936-40	1931-35	
Number immunised	8	135	133	149	127	785	609	1946
Estimated mid-year populat'n, 1945				1,100		2,070		3170
Number and percentage immunised		552	50.18%	1394	67.35%	61.42%		

It will be noted that the percentage immunised appears to have dropped since 1944. This is due to an unfortunate error. In 1944 all children immunised were totalled irrespective of whether or not they were Godalming residents. The

Registrar General's estimated figures of child population are for Godalming residents only, so that the high percentage obtained was a false one. This year care has been taken to exclude all but Godalming residents, so that the percentage is as accurate as the particulars in our books allow. A drive for immunisation of all children not yet so protected and to give the requisite "boosting" dose of 0.2 c.c. A.P.T. to those immunised over five years ago is now in progress (1946), so that it is hoped figures for this year (1946) will shew improvement. The value of immunisation should need no stressing at this stage, but I may say that it has saved innumerable lives of small people whom one can ill afford to lose, and whose death was always a reproach and is now totally unnecessary. The suffering also associated with an attack of diphtheria must be seen to be appreciated. It is heartrending to stand helpless by the bedside of a dying child whose treatment has been commenced too late and for whom nothing more could be done. This feeling is intensified by the knowledge that it need not have happened.

Notifiable Disease (other than Tuberculosis).

Disease		Under 1	1-2	2-3	3-4	4-5	5-10	10-15	15-20	20-35	35-45	45-65	65 & over
Scarlet Fever	...	—	—	—	1	1	8	2	1	—	—	—	—
Diphtheria	...	—	—	—	—	—	—	—	—	2	—	—	—
Pneumonia	...	—	—	—	—	—	—	—	—	—	1	—	2
Puerperal Pyrexia	...	—	—	—	—	—	—	—	—	2	—	—	—
Whooping Cough	...	3	2	2	1	—	3	—	—	—	—	—	—
Measles	...	3	12	18	25	14	73	5	1	2	—	—	—
Total	...	6	14	20	27	15	84	7	2	6	1	—	2

Tuberculosis.—Twelve new cases of Tuberculosis were notified during 1945. Of these, eight were males and four females. Eight deaths occurred in 1945 as against seven in 1944, but, as noted above, a ninth female death from generalised tuberculosis occurred which is not shewn in the Registrar General's figures. These were four of each sex from pulmonary infection.

Two cases from other areas came to reside in the town during the year. Thirteen cases left the district during the year. At the end of 1945 there were 119 cases on the Register.

The following Table shews the position for 1945:—

Tuberculosis: New Cases and Mortality during 1945.

Age Periods.	NEW CASES				DEATHS			
			Non-				Non-	
	Pulmonary M.	F.	Pulmonary M.	F.	Pulmonary M.	F.	Pulmonary. M.	F.
1-5	—	—	—	—	—	—	—	—
5-10	1	—	2	—	—	—	—	—
10-15	—	—	—	—	—	—	—	—
15-20	—	—	—	—	—	—	—	—
20-25	1	—	—	—	1	1	—	1
25-35	1	3	—	—	—	2	—	—
35-45	—	—	—	—	—	—	—	—
45-55	1	—	—	—	1	—	—	—
55-65	1	1	—	—	1	—	—	—
65 and over	—	—	—	—	1	1	—	—
	5	4	3	—	4	4	—	1

The notifications of tuberculosis for 1945 are lower than in the last pre-war year and deaths from this cause are also fewer. But it must be admitted that the number on the register has markedly increased during the war years. As noted in the last Report, this cannot be dissociated with war conditions of food shortage and overcrowding. The real lack of first class proteins as represented by meat, bacon, fish, eggs, butter, milk and cheese, must be having its effect. It is recognised by medical men that manual work is definitely deleteriously affected by the above shortage and output definitely lessened. Even in such work as net-making at Fleetwood, the superintendent told us that her girls' work output was much lower than it should be and she ascribed it to this cause. Miners' output of coal is likewise similarly affected, and also builders.

It is to be hoped that the years of peace will quickly see a remedying of this unfortunate condition which is not reflected in death rates or birth rates, nor infantile mortality, thanks to the special public health measures taken: cheap meals, milk for children and expectant mothers, vitamin syrup, and food prices kept down by subsidies.

As requested by the Ministry, I have enquired into the question of the Government allowances to tubercular persons; and the results shew that while the allowances are a great help in some cases, in others they are little, if any, better than Public Assistance. If the family has no other breadwinner than the tubercular person, the allowance is fixed to provide for bare necessities only and does not permit of any extra comforts or nourishment for the patient. Children's allowances are also very meagre. It is very difficult to see how a child up to 10 years of age can be supported on 5/- a week, which is supposed to include clothing and all necessities, whereas it only buys the weekly rations.

A most unfortunate point is that of eligibility on medical grounds. Chronic and non-pulmonary cases do not benefit and neither do cases with a bad prognosis. Married women giving up gainful occupations are also ineligible. This lays considerable financial obligations on voluntary agencies which should be assumed by the State. To be of real use the scale would have to be revised and should include all tuberculous persons whatever their classification or prognosis.

In view of the well known effect of overcrowding and under-nourishment on the incidence of tuberculosis, I thought it might be of value to see whether this was so and if it had any effect upon the incidence of this disease in Godalming, and check the notifications for the twelve pre-war years 1927 to 1938. As compared with the notifications during these years you will see clearly that the incidence of this disease has risen.

The annual average of notifications of tuberculosis has risen during the war. For the twelve pre-war years it was 6.5 male and 6.1 female pulmonary, and 1.2 male and 1.4 female non-pulmonary, while for the six war years it was 10.5 male and 7.6 female pulmonary and 1.6 male and 1.5 female non-pulmonary. This is a trend associated with war conditions of over-crowding and under-nourishment. It might be thought that mass-radiography has revealed more disease, but it should be remembered that this was only used for the first time in 1943 as a test on a few thousands of the population, and only during 1944/45 shewed that the figures would not depend upon this method of discovery.

Age groups affected as shewn in the Table also indicate clearly that the incidence did not fall upon the children of school age who were in receipt of extra nourishment.

New Cases of Tuberculosis Notified 1927-1938.

Age Group.	Pulmonary.		Non-Pulmonary.	
	M.	F.	M.	F.
0-1	—	—	—	—
1-5	1	—	1	2
5-10	—	2	5	5
10-15	3	2	1	2
15-20	2	11	1	1
20-25	10	10	1	2
25-35	16	23	2	3
35-45	19	19	2	—
45-55	14	4	1	1
55-65	11	3	—	1
65 and over	2	—	1	—
Totals	78	74	15	17

Year.	Pulmonary.		Non-Pulmonary.	
	M.	F.	M.	F.
1927	8	4	—	1
1928	3	2	—	1
1929	7	4	2	1
1930	5	7	—	—
1931	5	7	1	2
1932	5	6	1	2
1933	11	6	3	—
1934	5	14	2	—
1935	4	3	1	1
1936	5	6	—	3
1937	7	8	2	5
1938	13	7	3	1
Totals	78	74	15	17
Annual Average	6.5	6.1	1.2	1.4

New Cases of Tuberculosis Notified 1940-45.

Age Group.			Pulmonary.			Non-Pulmonary.	
			M.	F.		M.	F.
0-1	—	—	...	—	—
1-5	—	—	...	1	—
5-10	2	—	...	5	2
10-15	—	3	...	1	—
15-20	7	7	...	—	2
20-25	12	7	...	—	—
25-35	18	15	...	2	4
35-45	9	6	...	—	1
45-55	7	4	...	—	—
55-65	8	2	...	—	—
65 and over	—	2	...	1	—
Totals	63	46	...	10	9

Year.			Pulmonary.			Non-Pulmonary.	
			M.	F.		M.	F.
1940	17	9	...	1	1
1941	14	9	...	1	3
1942	10	6	...	1	—
1943	9	10	...	—	1
1944	8	8	...	4	4
1945	5	4	...	3	—
Totals	63	46	...	10	9
Annual Average	10.5	7.6	...	1.6	1.5

Sanitary Inspector's Report.

Sanitary Inspection of the Area.

Summary of Routine and other Inspection Work carried out.

ROUTINE INSPECTIONS MADE.

Housing Inspections and Re-inspections (under Public Health and Housing Acts)	364
Nuisances, Complaints, Advisory Visits, etc.	357
Inspections of—	
Drainage to Houses, including Tests	130
Meat Inspection	35
Bakehouses	251
Dairies, Cowsheds, Milk-shops and Milk-stores ...	63
Factories, Work-places and Outworkers' Premises	93
Food shops and places where Food is Stored and Prepared	430
Foodstuffs for Condemnation	104
Sampling of—	
Water Supplies	8
Milk Supplies	1
Offensive Trades	16
Provision of Dustbins, Salvaging of Materials, etc. ...	33
Rat-infested Premises	43
Smoke Observations	2
Public and Private Conveniences	56
Council's Hostels	15

Investigations under—

Shops and Young Persons Employment Acts ...	36
Petroleum and Carbide Acts	3
Infectious Disease Notifications and Prevention Acts (including Disinfections)	32
Part IV. Housing Act, 1936 (Overcrowding) ...	2
Total Inspections	<u>2,074</u>

NOTICES SERVED.

Statutory Notices	5
Informal Notices	371
Total Notices served	<u>376</u>
Complied with	<u>341</u>
Work in hand	<u>35</u>

Factories Act, 1937.

(Information required by the Secretary of State.)

1.—INSPECTION OF FACTORIES AND OTHER
PREMISES UNDER THE ACT.

Premises.	Inspec- tions.	Number of Written Notices.	Occup. Pros.
Factories with mechanical power ...	39	6	Nil
Factories without mechanical power...	49	17	Nil
Other premises under the Act (includ- ing works of building and engin- eering construction but not includ- ing outworkers' premises) ...	5	Nil	Nil
(Electrical Stations should be reckoned as Factories.)			
	<u>93</u>	<u>23</u>	<u>Nil</u>

2.—DEFECTS FOUND.

Particulars.	Number of Defects		Ref'd to H.M. Inspec- tor.	No. of defects in respect of which prose- cutions were instituted.
	Found.	R'died.		
Want of Cleanliness (S.1)...	13	13	Nil	Nil
Overcrowding (S.2) ...	Nil	Nil	Nil	Nil
Unreasonable temperature (S.3)	Nil	Nil	Nil	Nil
Ineffective drainage of floors (S.6)	1	1	Nil	Nil
Sanitary conveniences (S.7)				
Insufficient	Nil	Nil	Nil	Nil
Unsuitable or defective	5	5	Nil	Nil
Not separate for sexes	Nil	Nil	Nil	Nil
*Other offences	4	4	Nil	Nil
	<hr/> 23 <hr/>	<hr/> 23 <hr/>	<hr/> Nil <hr/>	<hr/> Nil <hr/>

(*Not including offences relating to Home Work or offences under the Sections mentioned in the Schedule to the Ministry of Health (Factories and Workshops Transfer of Powers) Order, 1921, and re-enacted in the Third Schedule to the Factories Act, 1937.)

Sanitary Circumstances of the Area.

WATER SUPPLY.

No extension of main has been carried out during the year. A new borehole constructed at Ockford Works during 1944 was brought into use in March 1945, the character and quality of this water closely resembling that from other sources at this Station.

No form of contamination has been experienced, and the supply has been satisfactory both as regards quantity and quality.

Samples for bacteriological examination are taken quarterly within the water supply area by the Water Department from premises which are supplied from the various Service reservoirs. These are in addition to the quarterly samples taken by the Health Department. The two adjoining Rural Authorities take samples from the piped supplies in their areas.

DRAINAGE AND SEWERAGE.

No new soil or surface water sewers or extension to existing sewers were made during the year. At the Council's Sewage Works, sludge is removed frequently and promptly by farmers and others for fertilising land.

RIVERS AND STREAMS.

No pollution of river or streams was detected during the year, and no complaints received in respect to sewage effluent at the Council's Sewage Works at Unstead.

CLOSET ACCOMMODATION.

The figures of cesspools, and pail closets remaining in the Borough, remain the same as given in the 1941 Report.

PUBLIC CLEANSING.

House and trade refuse is collected by the Council: weekly in the built-up areas and fortnightly in the remainder of the Borough. The amount of bona-fide refuse collected increased to some extent as salvage activities were somewhat relaxed. The Council's record for salvaging all kinds of salvageable articles and materials again was a good one, and the public responded well to the call for materials still required.

Controlled tipping of refuse was made at the Catteshall site, and gulley emptying and street cleansing was carried out as efficiently as possible considering the reduction in staff and restriction on use of petrol for all but essential services.

SHOPS AND OFFICES.

These were inspected where occasion arose. No contravention or defects were found calling for statutory action. Several matters requiring attention were dealt with by the occupiers on receipt of informal Notice.

SMOKE ABATEMENT.

No complaints were received during the year, and it was not found necessary to take any action for nuisance.

ERADICATION OF BED BUGS.

Three cases, two Council houses and one privately-owned cottage, needed treatment during the year. A liquid insecticide was used and no recurrence of the trouble arose.

SCHOOLS.

Routine inspection of these is carried out by the County Council School Medical Officers, and it is presumed the sanitary conditions and water supply to the premises are satisfactory. The occurrence of statutory nuisances on these premises is the only concern of the Town Council's Officers, and no complaint was made during the year.

Questions of the health of scholars, prevention of spread of infectious disease, and closure of and exclusion of scholars from schools are also matters for the County Council's Medical Staff.

Notifications of the absence of scholars due to their having contracted, or been in contact with, notifiable infectious diseases, are sent to the Medical Officer of Health by the Head Teachers.

SLAUGHTERHOUSES.

Eight of these remain in the Borough. All are closed, as slaughtering for Godalming is done at Guildford under the Government's centralised slaughtering scheme. All hold a temporary annual licence under the Sale of Food and Drugs Act, 1938. As there was no opportunity at the outbreak of war to thoroughly investigate and consider the suitability of these slaughterhouses for regular licensing, a proviso is attached to each licence to the effect that any future requirements of the Council shall not be prejudiced by the issue of such annual licence.

OFFENSIVE TRADES.

The one Tannery remaining in the Borough was generally well-conducted under the Byelaws during the year, and no complaints were received or nuisances detected during inspections.

Trade refuse is removed regularly in covered vans, and disposed of on land well away from any dwellings or other buildings, so that no nuisance is caused thereby.

Housing.

No new houses were completed during 1945, though three were in course of erection by a private builder.

As regards existing housing : apart from inspections made in response to complaints received, no routine house-to-house inspections were possible owing to other work necessitated by war conditions. Requirements embodied in Notices served were necessarily restricted to essential items of repair, such as roofing, dampness, drainage, and nuisances requiring early abatement.

No further closure of houses could be made. One old cottage, closed as unfit prior to 1939, continued to be occupied by an evacuee family under Licence permitted by the Defence Regulations, 1939, and another which was made reasonably fit by the Council and let during 1944.

Eight other cottages remain closed, formally and informally.

HOUSING STATISTICS FOR THE YEAR 1945.

Number of new houses erected during the year—

1. By the Town Council	Nil
2. By other bodies or persons	Nil

1.—Inspection of Dwelling Houses during the Year.

1. (a) Total number of dwelling houses inspected for housing defects (under Public Health and Housing Acts)	102
(b) Number of inspections made for the purpose	116
2. (a) Number of dwelling houses (included under sub-head 1 above) which were inspected and recorded under the Housing (Consolidated) Regulations, 1925 and 1932	Nil
(b) Number of inspections made for the purpose	Nil

3. Number of dwelling houses found to be in a state so dangerous or injurious to health as to be unfit for human habitation	Nil
4. Number of dwelling houses (exclusive of those referred to under the preceding sub-head) found not to be in all respects reasonably fit for human habitation	61

2.—Remedy of Defects during the year without Service of Formal Notices.

Number of defective dwelling houses rendered fit in consequence of informal action by the Local Authority or their Officers	49
--	----

3.—Action under Statutory Powers during the year.

A.—Proceedings under Sections 9, 10 and 16 of the Housing Act, 1936—	
1. Number of dwelling houses in respect of which Notices were served requiring repairs ...	Nil
2. Number of dwelling houses which were rendered fit after service of formal Notices—	
(a) By Owners	Nil
(b) By Local Authority in default of Owners ...	Nil
B.—Proceedings under Public Health Acts—	
1. Number of dwelling houses in respect of which notices were served requiring defects to be remedied	5
2. Number of dwelling houses in which defects were remedied after service of formal Notices—	
(a) By Owners	5
(b) By Local Authority in default of Owners ...	Nil
C.—Proceedings under Sections 11 and 13 of the Housing Act, 1936—	
1. Number of dwelling houses in respect of which Demolition Orders were made	Nil
2. Number of dwelling houses demolished in pursuance of Demolition Orders	Nil

D.—Proceedings under Section 12 of the Housing Act, 1936—

- | | | |
|--|--------|-----|
| 1. Number of separate tenements or underground rooms in respect of which Closing Orders were made | | Nil |
| 2. Number of separate tenements or underground rooms in respect of which Closing Orders were determined, the tenement or room having been rendered fit | | Nil |

E.—Action taken under Ministry of Health Circular 2156—

- | | |
|---|---|
| 1. Number of houses licensed for temporary occupation | 2 |
|---|---|

Inspection and Supervision of Food.

Milk Supply.—At the close of the year there were four Producers and three Retailers on the Registers.

Graded milk licences in force are as follows :—

Dealers' Licences—Tuberculin Tested Milk	3
Dealers' Licences to sell Pasteurised Milk	3

All three dairy farms are producing "Accredited" milk under licence from the Surrey County Council.

Routine inspections of farms, shops, plants, etc., called for no special action or comment, the Regulations in regard to cleanliness, etc., being generally well observed.

Meat and Other Foods.—All slaughtering for Godalming is still done at Guildford, so that inspection of meat in cold stores and shops is all that is possible.

The Public Health Meat Regulations appeared to be generally well observed, and little fault could be found with local traders' methods.

A considerable quantity of foodstuffs of all descriptions had unfortunately to be condemned during the year as unfit for human consumption. This was largely tinned food, and reasons for condemnation were varied. Some were "blown" or "springy"; others punctured and leaking, due to rusting through or nails having been driven through during packing operations. Contents of others had decomposed due to faulty

"processing," "tinning" or "sealing." As much as possible was saved for other uses compatible with safety.

The goods include:—

- 20 tins Soup.
- 399 tins and 56 lbs. Meat.
- 3 tins Pork and Beans.
- 111 tins Vegetables.
- 314 tins and 28 lbs. Fish.
- 1 tin Dog and Cat Food.
- 260 tins Jam and Marmalade.
- 1 tin Syrup.
- 1 tin Apples.
- 405 tins Full Cream, Evaporated and Skimmed Milk.
- 1 jar Paste.
- 112 lbs. Rolled Oats.
- 52 lbs. Figs.
- 70 lbs. Dates.
- 50 lbs. Raisins.
- 69½ lbs. Bacon.
- 91½ lbs. Butter and scrapings.
- 228½ lbs. Margarine and scrapings.
- 6 lbs. 7 ozs. Lard.
- 17 lbs. Cheese.
- 380 Eggs.

The usual routine inspections of butchers' and fishmongers' premises, restaurant kitchens, cooked meat shops and bakeries were carried out. Very little fault could be found. Notices to limewash walls, etc., and otherwise remedy defects were complied with.

Trade refuse and salvage is removed from traders' premises weekly by the Council, and traders generally co-operate very well in this work.

Adulteration and Chemical and Bacteriological Examination of Food.

The Sale of Food and Drugs Act is administered within the Borough by the Surrey County Council, whose Inspectors carry out the necessary sampling and analyses.

According to the County Medical Officer's Report for 1945, only ten (formal) samples of milk and one (informal) sample of sausages were taken during the year in Godalming Borough, all of which proved satisfactory,

