

**[Report 1924] / Medical Officer of Health, Glossop Borough.**

**Contributors**

Glossop (England). Borough Council.

**Publication/Creation**

1924

**Persistent URL**

<https://wellcomecollection.org/works/v8m6qz56>

**License and attribution**

You have permission to make copies of this work under a Creative Commons, Attribution license.

This licence permits unrestricted use, distribution, and reproduction in any medium, provided the original author and source are credited. See the Legal Code for further information.

Image source should be attributed as specified in the full catalogue record. If no source is given the image should be attributed to Wellcome Collection.



Wellcome Collection  
183 Euston Road  
London NW1 2BE UK  
T +44 (0)20 7611 8722  
E [library@wellcomecollection.org](mailto:library@wellcomecollection.org)  
<https://wellcomecollection.org>



**Glossop Urban Sanitary  
Authority.**



**Annual Report**

OF THE

**Medical Officer of Health**

(E. H. MARCUS MILLIGAN, M.D., D.P.H.)


WITH THAT OF

**The Sanitary Inspector**

FOR THE YEAR 1924.








MUNICIPAL BUILDINGS.

G L O S S O P.

WITH THE COMPLIMENTS OF THE MEDICAL OFFICER OF HEALTH.






# INDEX.

	PAGE
Air Pollution	11, 12
Ambulance	20
Ante-Natal Work	18, 19
Ashpits	25, 43
Bakehouses	46
Bacteriological Work	21, 27, 28, 29
Births Act, Notification of	15, 16, 17, 18, 19
Birth Rate	3, 5
Buildings, New	22, 47
Cancer	4, 7, 11
Causes of Death	3, 4, 7, 8, 9, 10, 11
Chimneys, Firing of	11
Clinics	19, 20
Common Lodging Houses	26
Conditions, Prejudicial to Health	30, 31, 32, 33, 34
Conversion of Pail Closets	1, 25, 30, 34
Dairies, Cowsheds and Milk Shops	26, 27, 28, 29, 44, 45
Death Rates	3, 4, 5, 6, 7, 8, 9
Diphtheria	2, 3, 13, 14
Disinfection	26, 47
Dustbins	26, 43
Enteric Fever	3, 4
Education in Public Health	35, 36, 37, 38
Factory and Workshops Act	42
Food and Drugs Act	21, 45
Heart Disease	7, 10
Hospitals	20
Houses, New	22, 32, 33, 34
Housing	22, 23, 24, 25, 30, 31, 32, 33, 34
Infantile Mortality	3, 15, 16
Infant Deaths	3, 15, 16
Infectious Diseases	3, 4, 13, 14
Inspections	23, 25, 26, 44, 45, 46
Lodging Houses, Common	26
Marriages	33
Maternity and Child Welfare Work	15, 16, 17, 18, 19
Maternity Hospital	17
Milk Supply	26, 27, 28, 29, 30
Meat Supply	26, 45, 46, 48, 49, 50, 51, 52
Mortality Rates	3, 4, 5, 6, 7, 8, 9



# INDEX—CONTINUED.

	PAGE
Notification of Births	15, 16, 17, 18, 19
Notification of Infectious Diseases	3, 4, 13, 14
Notices, Informal and Legal, etc.	23, 24, 25, 26
Noteworthy Occurrences Affecting Public Health	34
Nursing Arrangements	19
Nuisances	25, 26
Offensive Trades	46
Occupations	39, 40, 41
Overcrowding	2, 14, 31, 32
Pail Closets	1, 25, 30, 34
Privy Middens	25
Preface	1, 2, 3
Propaganda	35, 36, 37, 38
Rainfall	22
Reports (Special)	48, 49, 50, 51, 52
Recommendations...	2
Respiratory Diseases	2, 4, 7, 8, 9, 10
Refuse Disposal	34, 43
Rights of the Child	53
Statistics	3, 4, 39, 40, 41
Small-pox	13, 38
Scavenging	34, 43
Slaughter Houses	26, 45, 46, 48, 49, 50, 51, 52
Sewerage and Sewers	47
Staff	21
Sanitary Inspector's Report	43, 48
Tuberculosis	4, 7, 8, 9
Unpaved Backyards	25
Vaccination	4
Water Supply	2, 34
Welfare, Child	15, 16, 17, 18, 19
Zymotic Diseases	4
Zymotic Death Rate	4, 5, 6



# Glossop Urban Sanitary Authority.

---

## ANNUAL REPORT

OF THE

## Medical Officer of Health.

---

HEALTH DEPARTMENT,

MUNICIPAL BUILDINGS,

GLOSSOP,

APRIL, 1925.

*To the Ministry of Health and the Chairman and Members  
of the Health and Isolation Hospital Committee and the  
Maternity and Child Welfare Committee of the  
Borough of Glossop.*

LADIES AND GENTLEMEN,—

I have the honour to submit to you my Fifth Annual Report on the health of the Borough.

The year has been noteworthy for the loss by death of one of the oldest Members of the Council and of the Health Committee, Ald. Baron Doverdale, and also for the death of Lord Howard of Glossop.

The death of Lord Howard has resulted in the selling of the Glossop Dale Estate by his heir, a happening the effect of which can only be conjectured.

During last year 500 pail closets were converted to W.C.'s under a scheme organised to give work to the unemployed; another large number of conversions is now in hand for this year 1925, and 360 have been completed.

The conversion to the water carriage system, when fully carried out, will very materially improve the health of the town; it has been a long delayed sanitary reform.



A very successful Health Week was carried through in October, the details of which will be found in the body of the Report.

The year 1924 was a very hard year for Glossop, unemployment was widespread and great; one of the largest mills, Messrs. John Wood Bros., was shut down from April till January of this year and several thousand persons were thrown out of work.

The hardship caused has left its mark;—the death rate is higher; the birth rate is the lowest recorded in the Borough. On the top of this there were severe outbreaks of Influenza and Measles in April and May.

The summer was also cold, damp and sunless; there have been now three bad summers in succession, the last two being the worst.

The climatic conditions we cannot control; I do, however, call the attention of the Council to various matters in the Report:—

- (1) The Housing Question and Overcrowding.
- (2) The Pollution of the Air caused by Dusty Roads and the firing of chimneys.
- (3) The Tipping of Refuse in various parts of the Borough.
- (4) The high death rate from Respiratory Diseases and the high maternal mortality during child-birth.
- (5) Improvement of the Hadfield Water Supply.

Of a more pleasing character I desire to point out that,—our Infantile Mortality rate (though a shade higher than last year) is fairly low; that our Phthisis death rate is low, and that there were no deaths from Diphtheria. This last result I put down to the sending of affected persons to Chinley Hospital, instead of attempting to nurse them in unsuitable surroundings, and the prompt giving of serum.

I desire to thank the Chairman and Members of my Committees for support during the year and to acknowledge my indebtedness to my brother officials for their courtesy and assistance.

All members of the staff have worked hard, and I am grateful for the backing up I have had from them in helping to make work carried out under the Committees efficient.

I am,

Your obedient servant,

E. H. MARCUS MILLIGAN,

Medical Officer of Health.

### A.—General Details.

#### STATISTICS.

Area: Land, 3,033 acres; Water, 17 acres.  
 Population (1924), 20,440.  
 Number of inhabited houses (Census 1921), 5,267.  
 Number of families or separate occupiers (Census 1921), 5297.  
 Rateable value, £124,879.  
 Sum represented by a penny rate, £464.

#### EXTRACTS FROM VITAL STATISTICS OF THE YEAR.

	M.	F.	Total.
Live Births: Legitimate .....	155	134	289
Illegitimate .. ...	6	10	16
			—305
Birth Rate (R.G.)	14.9		
Deaths ... ..	137	174	311
Death Rate (R.G.)	15.2		

Number of women dying in, or in consequence of, childbirth:

From Sepsis ... ..	1
„ other causes ... ..	4

Deaths of Infants under one year of age, per 1,000 births:

Legitimate ... ..	76.4
Illegitimate ... ..	187
Total ... ..	81.9

Deaths from Measles (all ages) ... ..	7
„ Whooping Cough (all ages) ... ..	1
„ Diarrhoea (under 2 years of age) ... ..	3
„ Diphtheria ... ..	0
„ Scarlet Fever ... ..	0
„ Enteric ... ..	0
„ Smallpox ... ..	0
„ Influenza ... ..	7
„ Encephalitis Lethargica ... ..	1



## PRINCIPAL CAUSES OF DEATH, AND DEATH RATES.

	No. of Deaths.	Rate per 1000 Population.
Seven Principal Zymotic Diseases ...	12	0.58
Pulmonary Tuberculosis ... ..	10	0.48
Other Tuberculosis ... ..	3	0.14
Respiratory Diseases (including Phthisis) ... ..	68	3.3
Cancer ... ..	39	1.9
Nephritis ... ..	8	0.39
Arterio-Sclerosis ... ..	13	0.63
Heart, Blood Vessels and Cerebral Hæmorrhage, &c. ... ..	87	4.2

## INFECTIOUS DISEASES NOTIFIED.

		Cases per 1000 Population.	Deaths per 1000 Population.
Diphtheria ... ..	16	0.7	0.0
Scarlet Fever ... ..	41	2.0	0.0
Enteric ... ..	2	0.09	0.0
Erysipelas ... ..	7	0.3	0.0
Puerperal Fever ... ..	3	0.14	0.04

Vaccination per cent. of Births in Glossop Union, 27.0.

Stillbirths formed 3.7 per cent. of all births in 1924; there were 12.

TABLE I.—BIRTH RATE, DEATH RATE, and ANALYSIS of MORTALITY during the Year 1924.

(Provisional figures. The rates for England and Wales have been calculated on a population estimated to the middle of 1924, while those for the towns have been calculated on populations estimated to the middle of 1923. The mortality rates refer to the whole population as regards England and Wales, but only to civilians as regards London and the groups of towns).

	BIRTH RATE PER 1,000 TOTAL POPULA- TION.	ANNUAL DEATH RATE PER 1,000 POPULATION										RATE PER 1000 BIRTHS		PERCENTAGE OF TOTAL DEATHS.		
		All Causes.	Enteric Fever.	Smallpox	Measles.	Scarlet Fever.	Whooping- cough.	Diphtheria.	Influenza.	Violence.	Diarrhoea & Enteritis under 2 yrs	Total Deaths under 1 yr.	Causes of Death Certi- fied by Registered Medical Practitioners	Inquest Cases	Uncertified Cause of Death	
England and Wales ..	18.8	12.2	0.01	0.00	0.12	0.02	0.10	0.06	0.49	0.44	7.3	7.5	92.3	6.6	1.1	
105 County Boroughs and Great Towns, including London ...	19.4	12.3	0.01	0.00	0.18	0.03	0.12	0.08	0.45	0.40	9.2	8.0	92.5	6.9	0.6	
157 Smaller Towns (1921 Adjusted Populations 20,000—50,000).	18.9	11.2	0.01	0.00	0.08	0.02	0.09	0.06	0.50	0.36	6.2	7.1	93.3	5.5	1.2	
London ... ..	18.7	12.1	0.01	—	0.29	0.03	0.11	0.12	0.36	0.44	8.4	6.9	91.3	8.6	0.1	
Glossop ... ..	14.9	15.2	0.0	0.0	0.34	0.0	0.04	0.0	0.34	0.29	13.1	81.9	97.5	0.9	1.6	



# Statistics for 1924 and Previous Years.

	Birth Rate.	Death Rate.	Zymotic Death Rate.	Death Rate from Enteric and Diarrheal Diseases.	Phthisis Death Rate.	Respiratory Death Rate.	Infantile Death Rate.
1918—Glossop ... ..	13.02	16.69	0.70	0.27	1.78	2.80	66.6
Average, Urban Districts of Derbyshire.	20.13	16.94	0.89	0.21	0.97	3.0	94.9
1919—Glossop ... ..	15.37	13.92	0.14	0.10	0.78	2.44	93.4
Average, Urban Districts of Derbyshire.	20.38	12.66	0.42	0.15	0.68	2.47	97.5
1920—Glossop ... ..	20.01	13.24	0.28	0.14	0.81	2.25	64.75
Average, Urban Districts of Derbyshire.	26.60	11.96	0.79	0.15	0.62	2.37	84.0
1921—Glossop ... ..	17.8	13.7	0.33	0.14	0.76	3.1	77.7
Average, Urban Districts of Derbyshire.	24.41	11.26	0.55	0.32	0.66	2.11	77.53
1922—Glossop ... ..	15.6	12.9	0.38	0.14	0.47	2.4	58.2
Average, Urban Districts of Derbyshire.	21.78	11.05	0.40	0.13	0.64	1.77	76.2
1923—Glossop ... ..	16.09	13.22	0.29	0.09	0.62	2.13	75.3
Average, Urban Districts of Derbyshire	20.8	10.8	0.45	0.14	0.58	1.67	76.4
1924—Glossop ... ..	14.9	15.2	0.58	0.19	0.48	3.3	81.9
Average, Urban District of Derbyshire.	19.9	11.23	0.34	0.13	0.62	2.0	74.2

## CAUSES OF DEATH.

The total number of deaths in 1924 was 311 and the death rate per thousand 15.2; the chief causes of death are those tabled below:—

Diseases of Heart and Blood Vessels ...	87	...	4.25
Respiratory Diseases ...	68	...	3.3
Cancer ...	39	...	1.9
Acute and Chronic Nephritis ...	8	...	0.39
Zymotic Diseases ...	12	...	0.58

## CAUSES OF DEATH IN GLOSSOP M.B., 1924.

## (CIVILIANS ONLY).

Cause of Death.	M.	F.
All Causes ...	137	174
Enteric Fever ...	—	—
Smallpox ...	—	—
Measles ...	2	5
Scarlet Fever ...	—	—
Whooping Cough ...	1	—
Diphtheria ...	—	—
Influenza ...	3	4
Encephalitis lethargica ...	—	1
Meningococcal meningitis ...	—	—
Tuberculosis of respiratory system ..	4	6
Other Tuberculous diseases ...	2	1
Cancer, malignant disease ...	13	26
Rheumatic Fever ...	—	—
Diabetes ...	3	2
Cerebral hæmorrhage, &c. ...	12	17
Heart disease ...	15	30
Arterio-sclerosis ...	8	5
Bronchitis ...	16	17
Pneumonia (all forms) ...	11	7
Other Respiratory Diseases ...	4	3
*Ulcer of stomach or duodenum ...	—	—
Diarrhœa, &c. (under 2 years) ...	2	2
Appendicitis and typhlitis ...	1	—
Cirrhosis of liver ...	—	1
Acute and chronic nephritis ...	2	6
Puerperal sepsis ...	—	1
Other accidents and diseases of pregnancy and parturition ...	—	4
Congenital debility and malformation, premature birth ...	5	2
Suicide ...	1	—
Other deaths from violence ...	3	3
Other defined diseases ...	28	31
Causes ill-defined or unknown ...	1	1



Special Causes (included above)—	M.	F.
Poliomyelitis ... ..	—	—
Polioencephalitis ... ..	—	—
Deaths of Infants under one year,		
total ... ..	19	6
Illegitimate ... ..	2	1
Total Births ... ..	161	144
Legitimate ... ..	155	134
Illegitimate ... ..	6	10

Population, 20,440.

The chief causes of death are still Diseases of the Heart and Blood Vessels, Respiratory Diseases and Cancer.

#### RESPIRATORY DISEASES.

The table below gives the number of deaths (including Phthisis) from Respiratory Diseases since 1912:—

1912	77
1913	87
1914	63
1915	76
1916	68
1917	77
1918	84
1919	65
1920	64
1921	65
1922	52
1923	57
1924	68

The death rate from Respiratory Diseases in Glossop, as compared with the rate in England and Wales, will be seen by the following comparison:—

Respiratory Disease, Death Rates (Bronchitis and Pneumonia, etc., Phthisis).

	Glossop per thousand.	England and Wales. per thousand.
Ten years ending 1921 ... ..	3.59	2.50
Year ending 1922 ... ..	2.40	3.03
„ 1923 ... ..	2.75	2.55
„ 1924 ... ..	3.3	—

The death rate from Pulmonary Tuberculosis itself in Glossop, as compared with England, will be seen by the following figures:—

Death Rates, Pulmonary Tuberculosis, per thousand.

		England and Wales.		Derbyshire.		Glossop.
1891-1900	... ..	1.37	.....	1.07	.....	2.01
1901-1910	... ..	1.15	.....	.79	.....	1.29
1919-1920	... ..	1.15	.....	.69	.....	.95
1921	... ..		.....	.58	.....	.76
				Urban districts.		
1922	... ..	.88	.....	.64	.....	.45
1923	... ..	.83	.....	.58	.....	.62
1924						.48

It will be seen by the above figures that while the death rate from Pulmonary Tuberculosis in Glossop is coming down the death rate from other Respiratory Diseases (Pneumonia and Bronchitis) is not.

In 1922 the rate was lower than that in England and Wales, but taken as a whole it will be seen that there is a serious balance against Glossop for these diseases; this ought not to be.

I recommend to the Council the following preventive measures:—

- (1) Greater efforts to Improve the condition of existing houses.
- (2) New Houses to be built to give accommodation for those who are overcrowded;—there are about 130 houses overcrowded in the Borough.
- (3) Greater Care to be taken both by the County Council and Borough Council to prevent the dust nuisance in the roads.
- (4) (a) More stringent measures to be taken to prevent Black Smoke from Factory chimneys; (b) the popularisation of methods that would prevent pollution by domestic fires, e.g., more extended use of gas fires and hard coal or coalite; (c) The abolition of the custom of firing chimneys (firing is allowed between 4 a.m. and 6 a.m.).
- (5) Better Ventilation of buildings used by the public for religious purposes and for purposes of entertainment or for other purposes.



- (6) More education of the public generally in the principles of ventilation.
- (7) More care taken in dealing with "Common Colds" and Influenza, both as regards isolation and treatment; the public should realise more greatly than they do the danger that young children and old persons incur through exposure to complaints which are treated far too lightly.

### DISEASES OF THE HEART AND BLOOD VESSELS.

The death rate in Glossop from the above diseases, as compared with that in England and Wales, is given below:—

	Glossop.	England and Wales.
1920 ... ..		1.9
1921 ... ..	2.4	2.4
1922 ... ..	3.7	2.6
1923 ... ..	3.4	2.6
1924 ... ..	4.25	

Here again we see that some influence is at work which is causing an undue loss of life from diseases of the Heart and Blood Vessels in Glossop.

I have found in my School Medical Examinations that disease of the heart and functional disorders are far more prevalent in Glossop than in the school population of England and Wales as a whole.

I have also found heart defects in the Schools associated with "Rheumatism" and "Growing Pains" and Chorea.

An effort will be made to prevent heart disease among school children, but most likely the same causes are operating in adults that affect the children.

The rainfall is heavy, the subsoil is clay, there is a lead soluble water supply (this is now being dealt with in about  $\frac{2}{3}$  of the Borough); the town is also very hilly, and lastly there are 88 licensed premises, in a population of 20,440, for the sale of drink.

Syphilis also may have some effect, and 2 babies died of congenital syphilis last year.

The following Table gives the number of deaths from certain diseases and death rate per million for the 5 years ending 1924:—

## Glossop, five years ending 1924:—

	Glossop, Five years ending 1924. Death Rate per million.	No. of Deaths, Glossop.	England and Wales, 1923. Death Rate per million.
Diabetes ... ..	173	18	114
Exophthalmic Goitre ..	38	4	16
Pernicious Anæmia ...	86	9	62
Epilepsy ... ..	111	11	56
Childbirth ... ..	7.5 (per 1000 births)	14	4.1 (per 1000 births 4 years ending 1922.)
Cancer of Alimentary Tract and Adnexa ...	570	59	401

The high death rate for the above diseases is obvious.

The death rate from Cancer of the Alimentary tract is in keeping with the finding of the association of a larger death rate from this disease and the incidence of Goitre found by Dr. Percy Stocks (Biometrika, 1924). The incidence of Goitre among school children of all ages in Glossop is 5%.

## POLLUTION OF THE AIR BY DUST AND SMOKE, &amp;c.

In previous reports I have drawn attention to this matter; action is taken against factories for the emission of black smoke; we cannot, however, at present stop the nuisance created by domestic fires. Anyone who will take the trouble to look at our town from one of the surrounding hills will see the extent of the pollution of the air in this way. During the coal strike in 1921, when coal was hardly obtainable, there was practically no nuisance and no smoke haze was visible. The only way to mitigate it at present is to use gas fires or coalite.

One nuisance caused by domestic chimneys can be prevented, and ought to be prevented,—that caused by firing; firing chimneys is illegal and it is injurious to health.

Soot is no harmless substance, applied long enough to the skin it causes Cancer; applied to the lungs it cannot be otherwise than injurious; the permission given to householders to set fire to chimneys from 4 a.m.—6 a.m. is laughable if it were not so serious a matter; no doubt it does dirty the neighbour's washing,—something that is *seen*; but *the damage* done inside to our bodies *that is not seen* is such that no amount of re-washing can make right; I ask, therefore, that our Council will have the good sense to alter the direction given in this matter.

In my previous Reports I have drawn attention to the dusty state of the roads; I again draw attention to this.



The whole situation regarding the care needed for the roads has been changed in recent years in Glossop owing to the increase in motor traffic, particularly the past two years.

From the centre of the town there is now a frequent service of very large motor charabancs to Buxton, Stalybridge and Marple Bridge, i.e., 3 distinct services; the general motor traffic has also increased.

The old style of road and the old methods of cleaning won't do; it is barbarous that children of tender years as well as adults should be exposed to the clouds of dust which are raised and which are composed of a mixture of road detritus and animal excrement, etc.

Parts of the main roads are being relaid; I am glad to see this, and trust the responsible authority—the County Council—will do more and also arrange for newer methods of sweeping.

Sweeping by hand is a slow method when there are about 30 miles to cover and only a few men to do it; *dry* sweeping is highly objectionable and dangerous to health, and the sooner it is stopped the better.

An up-to-date sweeper (one that would both water and sweep), used jointly by the County and Borough Councils for the roads they are responsible for, is a way suggested for putting an end to this nuisance.





# OVERCROWDING IN RESPECT TO INFECTIOUS DISEASE, 1924.

## SCARLET FEVER.

\*3 rooms ... .. 8 people.  
\*3    ,,   ... .. 10    ,,

Total No. of Cases 41 notified, including overcrowded cases, 4.5% overcrowded.

## DIPHTHERIA.

\*3    ,,   ... .. 7 people.  
\*3    ,,   ... .. 8    ,,  
\*3    ,,   ... .. 7    ,,  
\*3    ,,   ... .. 9    ,,  
\*3    ,,   ... .. 8    ,,

Total No. of Cases 16 notified, including overcrowded cases, 31.2% overcrowded.

\* These rooms do not include the scullery kitchen.

## Causes of Death of Children under 1 year.

CAUSE OF DEATH	Under 1 week	1-2 weeks	2-3 weeks	3-4 weeks	Total under 4 weeks	4 weeks and under 3 months	3 months and under 6 months	6 months and under 9 months	9 months and under 12 months	Total Deaths under 1 year
Smallpox	...	...	...	...	...	...	...	...	...	...
Chickenpox	...	...	...	...	...	...	...	...	...	...
Measles	...	...	...	...	...	...	...	1	2	3
Scarlet Fever	...	...	...	...	...	...	...	...	...	...
Whooping Cough	...	...	...	...	...	...	...	...	1	1
Diphtheria & Croup	...	...	...	...	...	...	...	...	...	...
Erysipelas	...	...	...	...	...	...	...	...	...	...
Phthisis	...	...	...	...	...	...	...	...	...	...
Tuberculous Meningitis	...	...	...	...	...	...	...	...	...	...
Abdominal Tuberculosis	...	...	...	1	...	...	...	...	...	1
Other Tuberculous Diseases	...	...	...	...	...	...	...	...	...	...
Meningitis ( <i>not Tuberculous</i> )	...	...	...	...	...	...	...	...	...	...
Convulsions	...	...	1	...	1	...	1	...	...	2
Laryngitis	...	...	...	...	...	...	...	...	...	...
Bronchitis	...	...	...	1	1	...	1	...	...	2
Pneumonia (all forms)	...	...	...	...	...	1	...	2	...	3
Diarrhœa	...	...	...	...	...	...	...	...	...	...
Enteritis...	...	1	1	...	1	3	...	1	...	4
Gastritis	...	...	...	...	...	...	...	...	...	...
Syphilis	...	...	...	1	...	...	1	...	...	2
Rickets	...	...	...	...	...	...	...	...	...	...
Suffocation, overlying	...	...	...	...	...	...	...	...	...	...
Injury at Birth	...	...	...	...	...	...	...	...	...	...
Atelectasis	...	...	...	...	...	...	...	...	...	...
Congenital Malformations	...	...	...	...	...	1	...	...	...	1
Premature Birth	5	...	...	...	5	...	...	...	...	5
Atrophy, Debility, and Marasmus	...	...	...	...	...	1	...	...	...	1
Totals	6	1	1	4	10	3	3	4	3	25



TABLE SHOWING CAUSE OF DEATHS OF INFANTS  
UNDER 1 YEAR FOR THE 5 YEARS ENDING 1924.

Whooping Cough ... ..	3
Meningitis ... ..	—
Convulsions ... ..	13
Bronchitis ... ..	5
Pneumonia ... ..	15
Diarrhoea ... ..	2
Enteritis ... ..	11
Gastritis ... ..	4
Congenital Malformations ... ..	7
Premature Birth ... ..	11
Atrophy, Debility and Marasmus ... ..	20
Syphilis ... ..	7
Atelectasis ... ..	1
Diphtheria ... ..	1
Measles ... ..	3
Tuberculosis other than Lungs ... ..	4
Injury at Birth .. ..	2
Overlaying ... ..	1
Epilepsy ... ..	1
Umbilical Hemorrhage ... ..	1
Other Diseases ... ..	5
<hr/>	
Total Number of Deaths ... ..	130
No. of Births for the 5 years ... ..	1782
Infantile Mortality Rate for the five years, 72.9.	

NOTIFICATION OF BIRTHS ACT AND WORK OF THE  
MATERNITY AND CHILD WELFARE CENTRES.

The following are the details of the work during the year:—

Live births ... ..	305
Stillborn ... ..	13
Ophthalmia Neonatorum ... ..	1
Died within three days ... ..	3
Total Deaths under 1 year ... ..	25
First visits paid to notified cases (including Stillbirths)	302
Attended by Midwives (with or without Doctor) ... ..	278
Partington Maternity Home (including a few cases from outside) ... ..	38
Mothers died at Child Birth ... ..	5
Breast Fed at Birth (out of 289 visited) ... ..	286
Bottle and Breast Fed ... ..	1
Bottle Fed ... ..	2
Spoon Fed ... ..	0
Revisits ... ..	3,227
Visits under one year ... ..	1,452
„ over one year ... ..	1,775
<hr/>	
Total visits ... ..	3,529

## CHILD WELFARE CENTRES.

	Glossop Central.	Hadfield.
New Members ... ..	147	62
Total attendances of Infants ... ..	2,539	821
Total weighing of Infants ... ..	2,414	780
Average attendance ... ..	49	30
New Babies seen by Doctor ... ..	137	52
New defects found ... ..	94	36
Total examinations by Doctor ... ..	443	183
Referred for treatment to Dispensary	3	2
Referred for treatment to own Doctor	31	12
No. of attendances under one year ...	1,440	472
No. of attendances over one year ...	1,099	349
	<hr/>	<hr/>
Total attendances ... ..	2,539	821
	<hr/>	<hr/>
Grand total for both Centres ...		3,360

PARTINGTON MATERNITY AND CONVALESCENT  
HOME, GLOSSOP.

- (1) Total number of cases admitted ... .. 44
- (2) Average duration of stay ... .. days 14
- (3) Number of cases delivered by—
  - (a) Midwives ... .. 20
  - (b) Doctors ... .. 24
- (4) Number of cases in which medical assistance was sought by the midwife with reasons for requiring assistance ... .. 9
  - (a) Ante-natal,
  - (b) During labour, 4; prolonged labour, 4; adherent placenta, 1.
  - (c) After labour, ruptures of perinæum, 2; breast trouble, 1; rise of temp., 2.
  - (d) For infants, 0.
- (5) Number of cases notified as puerperal sepsis, with result of treatment in each case ... .. 0
- (6) Number of cases in which temperature rose above 100.4 for 24 hours, with rise of pulse rate ... .. 3
- (7) Number of cases notified as ophthalmia neonatorum, with result of treatment in each case ... .. 0



- (8) Number of cases of "inflammation of the eyes," however slight ... .. 0
- (9) Number of infants not entirely breast fed while in the Institution, with reasons why they were not breast fed ... .. 7
- 5 condition of mother; 1 condition of mother's breasts; 1 injury to child.
- (10) Number of maternal deaths, with causes ... .. 0
- (11) Number of fetal deaths (stillborn or within 10 days of birth) and their causes, and the results of the post mortem examination, if obtainable—stillborn ... 1

\* The details include: — Age, Previous Confinements, General Health, Condition of Nipples, Varicose Veins, Necessity for Medical Treatment, was Medical Treatment obtained, Examination of Urine and Result, Adverse Home Conditions, Ability to Suckle after Birth, Progress of Mother and Child after Birth.

#### ANTE NATAL SCHEME.

Up to March 31st, 1925, from June, 1924, the sum of £23 14s. 0d. has been paid to Midwives under this scheme; 158 cards were filled in and forwarded to the M.O.H., giving details of care of before birth and to the end of the puerperium.

\*

A leaflet drawn up by the M.O.H., giving simple advice regarding cleanliness, diet and general care, is given by the midwife to the expectant mother.

My general impression about the scheme is this:—I think the Midwives require to be kept up-to-date by either lectures, talks or special study regarding the general care of the mother before, during and after birth, and the care of the child. This teaching should be periodical and practical.

During the year 5 mothers out of 317 confined lost their lives; there were 12 stillbirths and 305 live births. One death out of the five was from Puerperal Fever.

During the past 5 years 14 women have died; the following diseases and defects being the cause:—

Sepsis ... ..	4
Eclampsia ... ..	2
Phlebitis ... ..	1
Contracted Pelvis ... ..	2
Nephritis and Uræmia ... ..	1
Hæmorrhage ... ..	2
Melancholia ... ..	1
Cause unspecified ... ..	1

The number of confinements during the past 5 years has been, as far as I am aware, 1,843. The death rate per thousand births is, therefore, 7.5 per thousand. The rate for England and Wales for the five years ending 1922 was 4.1.

The Glossop mother therefore runs an undue risk during confinement.

There is a Maternity Hospital available in Glossop; there is an Ambulance available and there are up-to-date Hospitals for women available at Manchester and Ashton within easy reach. I would suggest,—that more use is made of the accommodation available, that a Consulting Obstetrician be appointed to the Partington Convalescent and Maternity Home, and that, as mentioned above, further steps are taken to keep the midwives well informed.

#### NURSING ARRANGEMENTS.

The Partington Convalescent and Nursing Home (Voluntary Institution) provide 2 Queen's Nurses who give domiciliary attention to its sick poor. The number of visits paid during 1924 was 3,111, and the number of different patients attended was 113.

The Nurses attend cases of Measles and Epidemic Diarrhoea under the Maternity and Child Welfare Scheme of the Borough.

MIDWIVES: There are 8 practising in the Borough, three have the C.M.B. Certificate.

#### CLINICS AND TREATMENT CENTRES.

##### VENERAL DISEASES.

Nil,—there ought to be some arrangements made.

##### TUBERCULOSIS.

There is a County Council Dispensary in Surrey Street. Sessions every Wednesday morning and evening.

Major Heffernan, Assistant Tuberculosis Officer, Derbyshire C.C., is the Consultant.

##### BOROUGH OF GLOSSOP SCHOOL CLINICS.

Tonsils and Adenoids:—Wood's Hospital. Surgeon, Dr. Mary Gallagher.

Minor Ailments:—School Clinic, Municipal Buildings.



Teeth:—Dental Clinic at the School Clinic, Municipal Buildings.  
Surgeon, Mr. Harold Firth, L.D.S.

Eye Clinic:—High Street West. Surgeon, Dr. Peter Malloch.

## HOSPITALS.

### GENERAL HOSPITALS.

Wood's Hospital (Voluntary Institution).  
Poor Law Infirmary at Shire View House.

### MATERNITY HOSPITALS.

Partington Home.  
St. Mary's, Manchester (available).

### SMALLPOX AND ISOLATION HOSPITAL.

Gamesley Hospital (Borough of Glossop)

For further details, see Page 8 Annual Report, 1921.

The various Hospitals in Manchester, Salford and Ashton-under-Lyne are available, and they are supported by public subscriptions.

## AMBULANCE.

There is an Ambulance—the "Isaac Jackson" Ambulance—at the Police Station, which has been provided by the generosity of the late Mr. Isaac Jackson.

It is under the control of the Chief Constable. It has been recently overhauled, and a new engine has been provided for it by the "Isaac Jackson" Trust.

## PUBLIC HEALTH ACTS ADOPTED.

Public Health Acts, Amendment Act, 1890, adopted 27th May, 1891.

Infectious Diseases Prevention Act, adopted 28th September, 1892.

Public Health Acts, Amendment Act, 1907, parts 2, 3, 4, 5, 6, and Section 95 of part 10, adopted 15th August, 1909.

## LABORATORY WORK.

Bacteriological specimens are sent to the County Council Laboratory at Derby, and also to the Public Health Laboratories, Manchester.

Samples of milk and food are sent to the Public Analyst, Mr. White, at the County Offices, Derby, and details are as below:—

Official Samples.

Milk ... ..	1
Cheese ... ..	7
Butter ... ..	8
Margarine ... ..	2
Lard ... ..	1
Sponge Cakes ... ..	8
	<hr/>
	27

Informal Samples.

Dried Milk ... ..	8
Drugs ... ..	1
Bottled Milk ... ..	1
Sweets ... ..	8
Butter ... ..	1
Cream ... ..	1
	<hr/>
	20

Samples of water are also examined by the M.O.H. for the presence of lead, etc.

I insert table giving the number of specimens sent to the Bacteriological Departments at Derby and Manchester University.

Glossop Borough.	Positive.	Negative.
Enteric Fever ... ..	1	1
Diphtheria ... ..	6	40
Phthisis ... ..	9	28
Miscellaneous ... ..	52	56
	<hr/>	<hr/>
	68	125

HEALTH DEPARTMENT STAFF.

Medical Officer of Health, Medical Superintendent Isolation Hospital, Medical Officer Infant Welfare Centres:— E. H. Marcus Milligan, M.D., D.P.H., L.R.C.P. and S., B.Ch., B.A.O.

Sanitary Inspector, Meat Inspector, and Inspector under the Food and Drugs Acts and Dairies and Cowsheds Orders:— Harry Dane, A.R.S.I., M.S.I.A.

Health Visitors:—Miss Griffiths (fully trained), R. San., First Certificate for Health Visitor, C.M.B. certificate; Miss B. Coventry (general training), C.M.B. certificate, and Cert. R. San. Inst. for Health Visitor.



The Medical Officer of Health is also School Medical Officer and Police Surgeon for the Borough, and M.O.H. and Assistant S.M.O. for Glossop-dale R.D.

The Health Visitors are also the School Nurses for the Borough.

#### RAINFALL IN 1924.

I append table which has been kindly given to me for this Report by Mr. Mitchell, Surveyor for the Borough:—

Month.	Total Depth. Inches.	Greatest Fall in 24 hours. Inches.	Date.	Number of Days with	
				·01 ins. or more.	·04 ins. or more.
January ... ..	3.12	0.88	11	22	14
February ... ..	1.62	0.24	28	17	12
March ... ..	1.47	0.49	1	9	7
April ... ..	1.71	0.32	13	15	11
May ... ..	4.70	0.55	6	24	22
June ... ..	2.62	0.58	1	16	15
July ... ..	4.10	0.63	20	21	18
August ... ..	6.02	0.52	17	24	20
September ... ..	3.53	0.51	9	22	17
October ... ..	5.89	1.48	21	17	15
November ... ..	2.13	0.50	2	12	9
December ... ..	3.95	0.86	4	18	16
	40.86			217	176

#### HOUSING AND GENERAL SANITARY WORK.

The area of the district is 3052 acres, and there are 5329 inhabited houses.

There were 9 new houses built during the year.

The number of inspections and re-inspections made *re* housing conditions during the year was 540, and I append table giving the details of the work done under the Housing Acts and the Public Health Acts, also details of other sanitary work.

#### HOUSING.

Number of new houses erected during the year:—

(a) Total ... ..	9
(b) As part of a municipal housing scheme ... ..	0

1. *Unfit dwelling houses.*

†Inspection—(1) Total number of dwelling-houses inspected for housing defects (under Public Health or Housing Acts) ... .. 2810

(2) Number of dwelling-houses which were inspected and recorded under the Housing (Inspection of District) Regulations, 1910 ... .. 252

(3) Number of dwelling-houses found to be in a state so dangerous or injurious to health as to be unfit for human habitation (necessitating closing order) ... .. 0

(4) Number of dwelling-houses (exclusive of those referred to under the preceding sub-heading) found not to be in all respects reasonably fit for human habitation ... .. 252

2. *Remedy of Defects without Service of Formal Notices.*

\*Number of defective dwelling-houses rendered fit in consequence of informal action by the Local Authority or their Officers ... .. 557

3. *Action under Statutory Powers.*

A—Proceedings under Section 28 of the Housing, Town Planning, &c. Act, 1919.

(1) Number of dwelling-houses in respect of which notices were served requiring repairs ... .. 19

\*Defective slop-sink pipes, leaky roofs, defective windows, accumulations of ashes, defective bins, closets, pails, ashpits, drains, gutters, spouts, troughs, etc.

†Does not mean in every case a complete inspection, but an inspection regarding some specific defect after complaint or reference by Health Visitors, etc., or otherwise.

Number of dwelling-houses which were rendered fit:—

(a) by owners ... .. 16

(b) by Local Authority in default of owners ... .. 0



- |   |   |
|---|---|
| (3) Number of dwelling-houses in respect of which Closing Orders became operative in pursuance of declarations by owners of intention to close ... .. | 0 |
|---|---|

A.—Proceedings under Public Health Acts.

- |   |    |
|---|----|
| (1) Number of dwelling-houses in respect of which legal notices were served requiring defects to be remedied ... .. | 50 |
| (2) Number of dwelling-houses in which defects were remedied:—  |    |
| (a) by owners ... ..  | 30 |
| (b) by Local Authority in default of owners ... ..  | 0  |

C.—Proceedings under Section 17 and 18 of the Housing, Town Planning, &c., Act, 1919.

- |   |   |
|---|---|
| (1) Number of representations made with a view to the making of Closing Orders ...  | 0 |
| (2) Number of dwelling-houses in respect of which Closing Orders were made ...  | 0 |
| (3) Number of dwelling-houses in respect of which Closing Orders were determined, the dwelling-houses having been rendered fit ... .. | 0 |
| (4) Number of dwelling-houses in respect of which Demolition Orders were made ...   | 0 |
| (5) Number of dwelling-houses demolished in pursuance of Demolition Orders ...  | 0 |

# NUISANCES, ACTION TAKEN, AND RESULTS.

	No. of Informal Notices Served by Sanitary Inspector.	No. of Legal Notices Served by Local Authority.	No. of Nuisances Abated, with or without Notice.
<i>Drainage—</i>			
No disconnection of Waste Pipe ... ..	—	...	—
Defective Waste Pipe, Traps, Inlets, and Drains ...	45	...	45
Drains Obstructed ... ..	18	...	18
<i>Closets and Ashpits—</i>			
Defective Privies, Pail Closets and Ashpits ... ..	149	...	130
Conversion of Privies into W.C.'s ... ..	0	...	500 under Conversion Scheme
Conversion of Pail Closets into W.C.'s or W.W.C.'s...	—	...	
Conversion of Privies into Pail Closets ... ..	—	...	—
Defective Water Closets ...	19	...	19
Provision of Additional Water Closets ... ..	—	50	30
Provision of Portable Ash- bins ... ..	170	...	170
Dirty Closets ... ..	10	...	10
<i>Other Defects—</i>			
Paving of Courts and Yards...	—	Notices mostly issued under H. and T. P. Acts	24
Roofs, Eaves Spouts, and Down Spouts ... ..	25		
Sinks ... ..	—		
Insufficient Ventilation ...	10		
Windows ... ..	10		
Dampness ... ..	26	19	8
Water in Cellars ... ..	—		20
Water Supply ... ..	—	...	25
Overcrowding ... ..	—	...	—
Foul Condition of Houses ...	6	...	6
Offensive Accumulations ...	32	...	32



	No. of Informal Notices Served by Sanitary Inspector.	No. of Legal Notices Served by Local Authority.	No. of Nuisances Abated, with or without Notice.
Animals Improperly Kept ...	5	—	5
Pigsties ...	—	—	—
Smoke Nuisances ...	11	—	11
Urinals ...	—	—	—
Nuisances not specified above	4	—	4
	<hr/> 540	<hr/> 69	<hr/> 1093

	Number on Register.	Inspections Made.	Notices Served.	Nuisances Abated with or without Notice.
Dairies (53), Cowsheds (87), and Milkshops (10)	94	439	5	10
Milksellers in Boro'				
Bakehouses ...	71	171	5	5
Slaughterhouses ...	27	406	—	5
Offensive Trades ...	13	76	{ Chief Constable is Inspector	
Common Lodging-houses	2	1		
	<hr/> 207	<hr/> 1093	<hr/> 10	<hr/> 20

Infected rooms disinfected: Number, 250; Method, S.O.<sup>2</sup> and Formaldehyde Spray.

Samples submitted for examination: Water, 2; Milk, 2 to Analyst, 120 tested by Gerber tester.

## THE MILK SUPPLY.

### (a) Cleanliness.

In the 1923 Report a copy of a card was inserted giving Rules for the Production of Clean Milk which had been given to all the Milk Producers supplying the Borough.

## BACTERIOLOGICAL EXAMINATION.

Details of the results for 1924 are in the table given below:—

**TABLE SHOWING RESULT OF BACTERIOLOGICAL EXAMINATION OF MILK SAMPLES.**

No	Date.	No. of Bacteria per c.c.	1/10	B. Coli present in 1/100	1/1000	Animal Tested for Tubercle Bacilli. Present in small quantities.
1	Feb. 4, 1924	13,000	Present.			Negative.
2	"	15,000		Present.		"
3	"	5,000			Present.	"
4	"	10,000				"
5	Mar. 10	2,000				"
6	"	3,000				"
7	"	4,000				Tubercle Bacilli in fairly large numbers. Cow destroyed.
8	"	2,000				Negative.
9	24	4,000				"
10	"	15,000				"
11	"	3,000				Tubercle Bacilli in small numbers. Cow destroyed
12	"	3,700				Negative.
13	April 7					"
14	"					"
15	"					Tubercle Bacilli in large numbers. Cow destroyed
16	"					Negative.
17	28	2,000	Nil.	Nil.	Nil.	"
18	"	5 000	"	"	"	"



TABLE SHOWING RESULT OF BACTERIOLOGICAL EXAMINATION OF MILK SAMPLES (Continued).

No.	Date.	No. of Bacteria per c.c.	1/10	B. Coils present in 1/100	1/1000		Animal Tested for Tubercle Bacilli.
19	June 23	127,000	Nil.	Nil.	Nil.	Negative.	
20	"	13,000	"	"	"	"	
21	July 28	40,000	"	"	"	"	
22	"	50,000	"	"	"	"	
23	"	22,000	"	"	"	Tubercle Bacilli Found.	* See Nos. 27 and 28.
24	"	512,000	"	"	"	Negative.	
25	Sept. 15	13,000	"	"	"	"	
26	"	12,000	"	"	"	"	
27	"	25,000	"	Present.	"	"	* Same Farm as 23.
28	"	8,000		Present.	"	"	
29	Oct. 6	2,000	Nil.	Nil.	Nil.	"	
30	"	2,480,000	"	"	"	"	
31	"	496,000	"	"	"	"	
32	"	58,000		Present.	"	"	
33	Nov. 24					"	
34	"					"	
35	Dec. 1	126,000		Nil.		Tubercle Bacilli Found.	

TABLE SHOWING RESULT OF BACTERIOLOGICAL EXAMINATION OF MILK SAMPLES (Continued).

No.	Date.	Number of Bacteria per c.c.	1/10	B. Coli present in 1/100	1/1000	Animal Tested for Tubercle Bacilli.
36	Dec. 1	64,000		Nil.		Control Animal died too soon for a definite result
37	"	748,000		Present.		Tubercle Bacilli Found.
38	"	2,300,000		Present.		Negative.
39	16	8,000	Nil.	Nil.	Nil.	"
40	"	17,000	"	"	"	Control Animal died too soon for a definite result
41	"	9,000	"	"	"	Negative.
42	"	27,000	"	"	"	"



## (b) THE QUALITY OF THE MILK SUPPLY.

During 1924 120 samples of milk were examined by the Sanitary Inspector, who used the Gerber apparatus; the percentage of milk fats (*vide* Sanitary Inspector's Report) was found to vary from 0.01% to 5.1%, the average being 3.7.

Two samples were also sent to the Public Analyst, and all were certified as genuine.

The method of keeping a constant watch on the quality of the supply by frequent tests, carried out locally at a cheap rate, has helped to materially improve the quality of the milk retailed, and I congratulate the Sanitary Inspector on the results obtained.

---

## B—Conditions Prejudicial to the Health of the Borough.

### (1) HOUSING CONDITIONS:—

Glossop, in common with other towns in England, is affected by the housing shortage; there are about 133 cases of overcrowding in the Borough. So far the building of 48 houses under the housing scheme has not materially improved matters; the rents are too high for those who most need additional room.

There are also about 300 back to back houses.

The large number of pail closets in the Borough is another matter which affects housing conditions adversely; there has been, however, during the year a large number of conversions to W.C.'s.

#### PAIL CLOSETS.

There were converted into w.c.'s during the year 530 pails and 6 privies, total, 536; in addition 30 w.c.'s were provided for houses with insufficient accommodation.

The following figures will now show the state of matters at the end of 1924:—

Privy middens, 13, of which 7 are at farms.

Pails, 1,782.

Water closets, 1,536.

Waste water closets, 497.

No. of houses using pails, approx. 2,773.

No. of houses using W.C.'s, approx. 2,000.

No. of houses using privies, approx. 31.

No. of houses using W.W.C.'s, approx. 596.

## GENERAL HOUSING CONDITIONS.

The most serious matter is one that it is almost impossible to rectify, that is the immense number of houses with only 2 bedrooms (3,308 out of about 5,329 inhabited houses).

This, to some extent, is responsible for overcrowding.

In March and April, 1924, a house to house inquiry was made *re* overcrowding, and below the results are tabulated:—

## OVERCROWDED HOUSES.—MARCH—APRIL, 1924.

(According to \*room).

		Total No. of persons.		No. of persons per room.	
No. of Tenements with 2* rooms	7	...	42	...	3
No. of Tenements with 3* rooms	111	..	928	...	2.7
Total Tenements Overcrowded.		Total Persons Overcrowded.			
133		.....		1115	

It must be remembered that it is possible information has been withheld, and it is therefore possible overcrowding is greater than is shown by the figures.

In deciding how many houses should be built for present needs it must be remembered that beyond building for the needs of 133 overcrowded families, in addition allowance must be made for young married persons desiring houses of their own, and also for other families living at present in tenements jointly with others. Allowance must also be made for certain houses which are in a bad state of repair and may have to be closed. Another point to be noted is that in order to deal adequately with overcrowding a number of houses will have to be built to be let at a rental which may entail a monetary loss to the community at large.

This loss will have to be counted as an investment in Public Health which, after all, is the *real* wealth.

\*Registrar General's standard.

In order to find out how many families living in overcrowded premises desired houses, and what rent they could pay inclusive of rates, forms were left at each house to be filled in and called for; the following table gives an analysis of the result:

\*Willing to pay rental of:—

4/- to 5/-	5/1 to 6/-	6/1 to 7/-	7/1 to 8/-	8/1 to 9/-	per wk.
4	12	17	29	6	
9/1 to 10/-	10/1 to 11/-	11/1 to 12/-	13/-		
13	3	1	1		



16 would not reply or destroyed forms.

86 requiring houses

31 Returns "not requiring."

It will be seen that 86 families state in writing that they want houses, and the numbers able to pay rent at a certain figure, inclusive of rates, is given.

#### OVERCROWDING. MARCH—APRIL, 1924.

(According to Bedroom space).

No. of Tenements with 1 Bedroom	Total No. of persons occupying.	Av. No. of Persons per Bedroom.
7 .....	42 .....	6
No. of Tenements with 2 Bedrooms	Total No. of persons occupying.	Av. No. of Persons per Bedroom.
111 .....	928 .....	4.18
No. of Tenements with 3 Bedrooms.	Total No. of persons occupying.	Av. No. of Persons per Bedroom.
15 .....	145 .....	3.22

#### SUGGESTED SCHEME TO DEAL WITH OVERCROWDING.

I most earnestly suggest that the Council should deal with this overcrowding problem. I think at least a further 50 houses should be built as a preliminary. These houses need be no burden on the ratepayers, as I now show:—

#### BUILDING ADDITIONAL HOUSES WITHOUT BURDENING THE RATEPAYERS.

Type of House to be Built:— House of brick or stone with Living Room, 3 Bedrooms, Scullery, W.C., Bath, and the usual conveniences and fittings for a house of this type.

Ground, etc.: Small patch at back with its own curtilage.

Houses to be in pairs or fours. Cost, £500, plus land, £45; sewers and streets, £35; total cost, £580.

Rates payable:—It is estimated such a house with rates at 12s. in the £ would pay £7 4s. 0d. in rates.

Suppose, for instance, a house costs £580 and 8/6 is received in rent;—the annual charges, if spread over a period of 50 years, can be equalised for each year during that period, and they would be £8 12s. 11½d. per house.

Now the rates received for each house would be £7 4s. 0d.

The average annual loss per house per year would therefore be £1 8s. 11½d. per house.

Suppose it is suggested that 25 houses should be built.

This, therefore, would be done at an estimated additional cost to the rates (for 25 houses) of £36 15s. 0d. per year.

If the original building scheme was completed and 100 houses built, the cost would be £147 0s. 0d. per year.

If 250 houses were built the cost of construction would probably be less per house, but at any rate there should not be a burden above ten times the amount for 25 houses—£370 per year, or less than 1d. rate.

There are about 300 back to back houses in the Borough, about 3,300 houses with 2 bedrooms, and in addition there are houses which are being dilapidated yearly and unfit for human habitation.

There are about 130 overcrowded houses in the Borough, and young couples are also getting married yearly; I understand from the Registrar the number is about 90 per year.

The accommodation, even of tents or wooden structures, would be preferable to that which many families are putting up with at present.

There is, therefore, a need for new houses.

I suggest as a preliminary 50 houses should at least be built, to be followed by others according to the needs that are found.

\* See details below.

I append details of the figures given above:—

#### HOUSE COSTING £580.

Estimated Charges and Income for 60 years.

First 20 years:—

	Charges.				Income.		
	£	s.	d.		£	s.	d.
	<del>7</del>	<del>5</del>	<del>10</del>	...	<del>7</del>	<del>4</del>	<del>0</del>
The annual charge includes allowance							
of £9 for subsidy ... ..	7	5	10	...	7	4	0
From 20 years to 30 years ... ..	5	11	11	...	7	4	0
From 30 years to 40 years ... ..	4	11	4	...	7	4	0
From 40 years to 60 years ... ..	13	11	4	...	7	4	0
Total Charges ... ..	518	15	10				
Total Income ... ..	432	0	0				
Net Charge for entire 60 years ...	£86 15 10						



If the amount for the 60 years is equalised to a flat amount per year

	£	s.	d.
Gross Average Annual Charge per House ... ..	8	12	11½
Average Rate, Income ... ..	7	4	0
Net Annual Average Charge ... ..	1	8	11½
For 25 Houses—Net Average Annual Charge ... ..	36	15	0
For 50 Houses—Net Average Annual Charge ... ..	72	10	0
For 100 Houses, or completion of original Building Scheme—Net Average Annual Charge ... ..	147	0	0

## (2) LEAD SOLUBLE WATER SUPPLY.

Steps are now being taken to prevent solubility.

(a) Water in the Swineshaw supply is being treated with Silicate of Soda.

(b) The Hadfield water supply is being treated with Hydrated Lime; but it has not been done very regularly. Up-to-date filter beds should be installed for this supply.

## (3) REFUSE DISPOSAL:

The method of tipping is detrimental to health.

## **C—Noteworthy Occurrences Affecting the Public Health.**

### CONVERSION TO WATER CARRIAGE SYSTEM.

In 1924 there were 536 conversions, and 30 w.c.'s were provided for houses with insufficient accommodation.

A scheme was put into operation in order to give work to the unemployed, and a grant was sanctioned by the Unemployment Grants' Committee equal to 60% of the cost of the labour.

The number of conversions sanctioned under this scheme was 500, and as I write (April, 1925) 360 additional have been arranged for.

The materials under this scheme will be bought in bulk by the Corporation for the owners, and the work will be carried out under the general supervision of the Surveyor.

The Corporation have engaged Plumbers, who will act under the Surveyor's direction.

There will be no charge to the owners for the labour.

## D—Public Health Propaganda.

The following methods of propaganda are carried out:—

- (1) Ante-natal: Information given to the Midwives and leaflet distributed by them to Expectant Mothers.
- (2) Talks to Mothers at the Maternity and Child Welfare Centre.
- (3) Leaflets given to Mothers *re*:—  
     Breast Feeding.  
     Care of Infants to one year.  
     Artificial Feeding.  
     Care of Children, 1—5 years.  
     Constipation.  
     Diarrhœa.
- (4) Booklet and Leaflets to School Children:—  
     Health Hints.  
     Delicate Children.  
     Booklet *re* Education in Relation to Civic Affairs.
- (5) The General Public.  
     Notices in Press:—Cancer, Scarlet Fever, Diphtheria, Sore Throats

Talks at Working Men's Clubs (now being started or already given).

Publication of Health Week Lectures.

### (6) HEALTH WEEK.

Health Week was celebrated from October 13th—18th.

The following programme was carried out:—

- (1) Literature was distributed through the Schools as follows:—  
     (a) To Parents, Derbyshire County Council Leaflets:—  
         Health Hints.

Various Health Slogans *re*  
     Open Windows.  
     Moderation and Avoid Alcohol.  
     Sunlight.  
     Clean Teeth, etc.



- (b) "Cigarette" Cards to Children, with advice *re*—  
 Chewing Food.  
 Clean Hands.  
 Clean Teeth, etc., etc.
- (c) Booklet on Education in Relation to Civic Affairs.
- (2) Sermons on Health Week.
- (3) Talks by Doctors in Schools.
- (4) LEAFLETS DISTRIBUTED TO EVERY HOUSEHOLDER:—
- \*Influenza.  
 How Mrs. Bull can rear an A1 Family.  
 Healthograms (see below).  
 Meaning of Health Week.
- (5) Healthograms shown at Picture Houses.
- (6) Public Lectures.  
 October 16th—On Tonsils and Adenoids, by W. J. Leighton, M.D., St. John's Ear Hospital, Manchester.  
 October 17th—Welfare in Factories, by Dr. Dearden, Port M.O.H., Manchester.
- (7) Health Exhibition.  
 The Derbyshire C.C. Maternity and Child Welfare Exhibition was exhibited in the Town Hall.
- Talks were given to all the school girls over 11 years, and the girls were shown the Child Welfare Section and General Health Section.
- Exhibits by National Milk Publicity Council.
- Talks were given by the Lady Lecturer of the Publicity Council to all the school girls over 11 years and the general public.
- Exhibits also of Washing Machines and Cooking.
- Health Literature was also sold at a Literature Stall.
- (8) First Aid Booklets were distributed to the Tramway Men, Teachers, Factories, etc.
- (9) First Aid Outfits were placed in each School with directions drawn up by the S.M.O.

There was an attendance of from 1500—1600 at the Exhibition and Lectures.

The *idea* during the week *was to do something for everybody*, and it was for this purpose the programme was varied.

\*We were indebted to the Wesleyan and General Assurance Society for leaflets on Influenza, Meaning of Health Week and First Aid booklet.

I am of opinion, however, that an effort of this sort must be followed up, and it is for this purpose that I am starting the Talks at Clubs; I hope also to insert in the local public Press short paragraphs on health subjects.

I give herewith copy of some of the Healthograms.

#### HEALTHOGRAMS.

Public Health is Public Wealth (Chicago Health Dept.).

Uncovered Food Spreads Disease:—Buy it Covered; Keep it Covered.

Wash Hands Before You Eat, Always.

Baby will put his hand in his mouth, see that it is clean where he crawls.

Health—The Handmaid of Happiness.

Have a Clean House, Clean Body, Clean Food, Clean Air, and you will have a Clean Health Bill.

Keep to Your Room and Keep that Cold to Yourself.

Raised Dust is Dangerous,—

When you Dust Inside, Put Baby Outside.

Dirty Hands—Disease Spreading Hands.

When you Cough or Sneeze, Prevent Disease by Covering Mouth and Nose, Please.

Never allow a child to put anything in his mouth that has fallen on the ground or that anyone else has had in their mouth—Spoon, Cup, Pencil, Sweets, etc.

If you must Spit—Spit in the Street Gully or your Handkerchief.

Public Health is Purchasable (Chief M.O., Ministry of Health).



A little off the Sanitary Rate may mean a lot on to the Mortality Rate.

Dusty Roads are Death Traps to Health.

Be Examined Yearly by a Doctor. It Pays.

Baby's First Right — To be Born Healthy.

Persons with grave mental defect, social disease or advanced Tuberculosis should not marry.

Damp Houses, Damp Clothes—Friends of Disease—Health Foes.

#### SMALLPOX — WARNING NOTICE.

In the Glossop Union, which comprises the Borough of Glossop and Glossop-dale Rural District, during 1924 there were 344 births registered and 96 successful vaccinations; that is a percentage of 27.0% of the children born during the year, vaccinated; the percentage the year previous was 27.3; in 1922, 17.6.

## CENSUS 1921.

Table 16.—Occupations by Sex of Persons aged 12 years and over.

Occupation.	Glossop M.B.	
	Males.	Females.
Total Population .....	9,378	11,153
Under 12 years of age .....	1,898	1,839
Aged 12 years or over .....	7,480	9,314
Agricultural Occupations.....	121	15
Mining and Quarrying Occupations	57	—
Workers in the Treatment of Non-Metalliferous Mine and Quarry Products (excluding Workers in Gas Works.....	6	—
Workers in Chemical Processes : Makers of Paints, Oils, etc. ....	6	—
Metal Workers (not Electro Plate or Precious Metals) .....	518	32
Electrical Apparatus Makers and Fitters (not elsewhere enumerated) and Electricians .....	41	—
Makers of Watches, Clocks and Scientific Instruments .....	8	—
Workers in Skins and Leather, and Makers of Leather and Leather Substitute Goods (not Boots or Shoes .....	14	2
Textile Workers.....	2,046	3,398
Employers and Managers .....	30	—
Foremen and Overlookers :		
Blowing Room .....	4	—
Sorting and Blending .....	—	—
Carding, Combing and Drawing .....	19	—
Spinning and Doubling (not Silk Doubling .....	21	—
Winding, Warping, Slashing or Sizing; Silk Doubling.....	1	—
Weaving.....	94	1
Other or Undefined .....	48	—
Wool Sorters .....	—	2
Rag and Wool Carbonisers and Washers .....	—	1
Breakers, Rag Grinders, Hecklers and Willowers .....	32	5
Card, Comb and Frame Tenters (not Ring, Cap or Flyer Frame); Box Minders .....	29	397
Strippers and Grinders; Card Grinders, Card Room Jobbers.....	54	9



## CENSUS 1921.

Table 16 (Continued).—Occupations by Sex of Persons aged 12 years and over.

Occupation.	Glossop M.B.	
	Males.	Females.
Spinners and Piecers (Mule, Ring, Cap and Flyer) .....	561	217
Doublers and Doubling Frame Tenters (not Silk).....	17	40
Winders (not Silk), Reelers, Beamers, Warpers (not Lace).....	22	447
Drawers-in and Twisters-in.....	3	15
Sizers, Slashers and Tapers .....	27	2
Weavers .....	256	2,076
Silk Winders, Clearers and Doublers	—	—
Silk Throwsters .....	—	—
Rope Makers, Layers and Strandors	21	1
Hosiery Frame Tenters and Machine Knitters .....	—	1
Hand Knitters .....	1	1
Lace Machine Tenters and Warp Hands .....	—	2
Hand Lace Workers.....	—	—
Felt Formers, Batters & Hardeners (not Hats) .....	—	—
Lookers and Examiners; Burlers and Menders .....	21	10
Croft Workers (not Labourers) .....	56	8
Dye Mixers and Dyers.....	31	8
Block Printers and Aerographers ...	—	—
Machine Printers (Textile) .....	44	2
Scourers (Woollen, Worsted and Hosiery); Calenderers and Finishers .....	93	30
Scollopers, Clippers and Lace Warehouse Hands .....	—	—
Jacquard Punchers and Card Cutters .....	—	—
Heald Knitters .....	—	—
Other Skilled Workers.....	56	6
Other Workers .....	505	122
Makers of Textile Goods and Articles of Dress .....	76	168
Makers of Food, Drinks & Tobacco	84	74
Workers in Wood and Furniture ...	191	17
Makers of and Workers in Paper; Printers, Bookbinders, Photographers, etc.....	489	183

## CENSUS 1921.

Table 16 (Continued).—Occupations by Sex of Persons aged 12 years and over.

Occupation.	Glossop M.B.	
	Males.	Females.
Builders, Bricklayers, Stone and Slate Workers; Contractors .....	248	—
Painters and Decorators (not Pottery .....	74	1
Workers in Other Materials .....	4	1
Workers in Mixed or Undefined Materials (not elsewhere enumerated) .....	12	3
Persons Employed in Gas, Water and Electricity Undertakings (not elsewhere enumerated) .....	41	—
Persons Employed in Transport and Communication.....	462	12
Commercial, Finance and Insurance Occupations (excluding Clerks)...	502	210
Persons Employed in Public Administration and Defence (excluding Professional Men and Typists).....	102	26
Professional Occupations (excluding Clerical Staff) .....	128	137
Persons Employed in Entertainments and Sport .....	21	7
Persons Engaged in Personal Service (including Institutions, Clubs, Hotels, etc.).....	152	363
Clerks and Draughtsmen (not Civil Service or Local Authority); Typists .....	270	97
Warehousemen, Storekeepers and Packers .....	252	147
Stationary Engine Drivers, Dynamo and Motor Attendants.....	94	—
Other and Undefined Workers .....	779	15
Retired or Not Gainfully Occupied	682	4,406



## Factories, Workshops and Workplaces.

## 1.—INSPECTION.

Premises. (1).	Number of		
	Inspections. (2)	Written Notices. (3)	Prosecutions. (4)
Factories ... .. 60 (Including Factory Laundries)	129	1	Nil.
Workshops ... .. 71 (Including Workshop Laundries)	225	5	Nil.
Total ... 181	354	6	Nil.

## 2.—DEFECTS FOUND.

Particulars. (1)	Number of Defects.			Number of Prosecutions. (5)
	Found. (2)	Remedied. (3)	Referred to H.M. Inspector. (4)	
Nuisances under the Public Health Acts :— <sup>o</sup>				
Want of cleanliness ...	6	6		Nil.
Total ... ..	6	6		Nil.

<sup>o</sup> Included in those specified in sections 2, 3, 7 and 8 of the Factory and Workshop Act, 1901, as remediable under the Public Health Acts.

THE SECOND  
ANNUAL REPORT  
OF THE  
SANITARY INSPECTOR  
FOR THE  
YEAR ENDED DECEMBER 31st, 1924.

---

*To the Mayor, Aldermen, Councillors and Burgesses of  
the Borough of Glossop.*

YOUR WORSHIP, LADIES AND GENTLEMEN,—

I again submit to you my Annual Report of the work done by this section of the Health Department. This year has seen the completion of a Conversion Scheme whereby five hundred pail closets have been converted to the fresh water system. This is certainly a step forward. I am given to understand that a further three hundred and fifty are to be converted before the end of April, 1925. If this rate of conversion could be maintained for the next two or three years we should then have a complete water carriage system. This would save the cost of night team haulage and labour and incidentally lessen the great danger of infantile diarrhoea and other fly borne diseases. Now that the cotton trade has improved steps will be taken to abolish all the ashpits and substitute galvanized ashbins therefor. We have now only approximately two hundred and nine ashpits in all the Borough, so that about five hundred and twenty ashbins would be required to bring about this much needed improvement.

SCAVENGING.

There are now in the Borough approximately 1,782 pails, 209 ashpits, 3,140 ashbins and only 13 privy middens. All these various conveniences are emptied by the Corporation employees at regular intervals. The Borough Surveyor is now responsible for the carrying out of this work.



## SANITARY INSPECTION OF THE DISTRICT.

Number of Inspections made during the year ...	11,531
Statutory Notices served .....	69
Informal       ,,       ,, .....	550

(Details of inspections will be found in the Report of the M.O.H.).

## DAIRIES, COWSHEDS &amp; MILKSHOPS.

Milksellers registered who reside within the Borough now number 94. These comprise 34 milkshops (thirty are registered for the sale of Sterilised Bottled Milk), 1 Sterilized Milk Factory (Dairy), 53 Dairies and 87 Cowsheds

During the year 99 inspections of Cowsheds, 152 of Dairies and 188 of Milkshops were made. Ten defects (want of lime-washing) were found. The owners carried out the necessary works on receipt of informal notice. It is a significant fact that the milk from 50 farms which are situated outside the area of the Borough is retailed daily in the Borough. Some of these farms are at Chinley, Hayfield, Rowarth, Tintwistle, Hollingworth, Mottram and Charlesworth.

## THE MILK SUPPLY.

During the year 1924 two samples of milk have been purchased and forwarded to the Public Analyst at Derby for analysis, both were certified to be genuine. Samples are regularly purchased from various farmers during delivery of the milk in the public street, such samples are tested by the Inspector on the Gerber Tester. During the year under review 120 samples have been dealt with in this manner. The worst sample had a milk fat content of 0.01%. This was a machine separated milk sold at 4d. per quart (not much food value in this). The best sample contained 5.1% of milk fat and was produced at a farm situate away on the moorland and with a very poor pasturage. The average fats on all the samples was 3.7% (a good average).

The majority of farmers in the Borough have maintained a fairly high standard of cleanliness of cattle and cowsheds and they deserve every encouragement in this direction. I would suggest, however, that sweeping of walls and the inside of the roof of the cowsheds be regularly attended to. This would greatly lessen the amount of dust (Bacteria) which might find its way into the cans during the milking times. All manure should be removed from the Cowsheds *at least an hour before commencing to milk*. This method would decrease the danger of *Bacillus Coli* contaminating the milk. All milk should be removed from the cowsheds as early as practicable and then be thoroughly cooled.

We have now obtained a good standard of milk so far as it concerns the milk fats, therefore I would suggest to the farmers that they set out to obtain an equally *high* standard of "Cleanliness," a *low* "Bacterial Count," and no "Bacillus Coli."

Owing to the serious outbreak of infectious disease in this Borough, and the time taken up by the Inspector in dealing with it, the number of milk samples taken for bacteriological and pathological examinations has been less than in the year 1923. A total of 42 samples have been so tested. The best results were obtained from milk produced on farms situate in the Borough and the worst samples were from farms outside the supervision of the Borough Sanitary Inspector (see Report of M.O.H.). From a perusal of the figures I am firmly convinced that it is "cleanliness and methods" that count, for milk produced from cows which are housed in buildings over a hundred years old gave better results than that obtained from cows housed in modern "up-to-date" buildings. Much of the milk tested was superior to "Grade A" milk although sold as ordinary milk. I am sorry to see that the Tuberculosis Orders of 1913 and 1914 are still inoperative.

#### FOOD AND DRUGS.

The total number of samples sent to the Public Analyst was 47. These consisted of:—Butter 9, Margarine 2, Cheese 7, Lard 1, Milk 2, Cream 1, Sweets 8, Sponge Cake 8, Dried Milk 8, Drugs 1. The Analyst certified them all to be genuine.

2 samples of drinking water have been analysed by him.

120 samples of milk have been purchased from various milk vendors and afterwards tested by the Inspector on the "Gerber" Butyrometer. The average milk fats was 3.7%, a very creditable result.

#### MEAT INSPECTION.

As Meat Inspector I have to report that during the year there has been condemned as unfit for human food the following:

For Tuberculosis: 1 Bovine Carcase, 1 Swine Carcase, 11 Swine Heads, 2 Swine Plucks.

For Decomposition: 72lbs. Bacon, 6½lbs. Ham.

All were voluntarily surrendered to the Inspector.



## OTHER FOODS.

During the year 311 visits of inspection have been made to various premises where such foods as Brawn, Sausages, Black Puddings, etc., were being prepared.

Structural alterations and additions have been made to one of these places.

## SLAUGHTER HOUSES.

These are located in all parts of the Borough. 2 are licensed and 25 registered. Several of these are at present disused. 406 visits were made during the year just ended. 5 cases of neglect to re-limewash were found. These were immediately remedied by the occupier.

Structural improvements have been made to five Slaughter Houses during the year. A very good class of meat is dealt with by the great majority of the butchers in this Borough.

## BAKERIES AND BAKEHOUSES.

There are now 71 on the Register. (In the year 1900 we only had 36 registered). During the year 171 visits of inspection were made. 5 defects were found; all have been remedied.

## OFFENSIVE TRADES.

There are now on the Register 13 Offensive Trades; of these 7 are Tripe Dressing places, 1 Soap and Size Works, 1 Sulphate of Ammonia Works. 4 Tripe Dressing establishments are now disused. No nuisances or breaches of the Bye Laws were found during the year 1924.

## FACTORIES AND WORKSHOPS.

The number of Factories on the Register is 60 and Workshops 71. There were 129 visits of inspection made to the former and 225 visits to the latter. 6 Notices were served on the owners for breaches of the F. and W. Acts; all for renewal of limewashing.

## SMOKE NUISANCES.

Complaints have been made about a certain Works chimney in the All Saints' Ward of the Borough. After communicating with the owner steps were taken whereby the black smoke nuisance was abated. Another firm have alterations in hand which will probably greatly lessen the emission of black smoke from their chimney stack.

We certainly require good trade and full time, but we must not have Black smoke. This is costly to the owners, injurious to the community and a destroyer of sunlight.

#### SEWERS, DRAINS, NEW BUILDINGS, &c.

By the courtesy of the Borough Surveyor (Mr. W. A. Mitchell) I have been supplied with the following information respecting work done by his Department:—

#### NEW BUILDINGS ERECTED.

- 9 Houses and Bungalows.
- 1 New Bakery.
- 4 „ Garages.
- 1 „ Stable.
- 10 Temporary Buildings (approved).

#### ALTERATIONS AND ADDITIONS TO BUILDINGS.

18 lots of alterations or additions to property.

#### SEWER EXTENSIONS.

Adderley.  
Charlestown Road to Hague Street.  
Cliffe Road.  
Goddard Lane.  
Higher Dinting.  
Hurst Road and Hurst Fold.  
Little Padfield.  
Simmondley.

#### OLD STONE SEWERS REPLACED BY EARTHENWARE PIPES.

Adderley Place; Bridgefield; Bank Street; Charlestown Road; Crosscliffe; Dinting Vale; Hague Street; Higher Dinting; George Street; Greenfield Street; High Street West (Taylors); Hurst Cottages; Hampsons Place; Gladstone Street (Hambletons); St. Mary's Road (Keightleys); Mill Street; Padfield (part); Primrose Lane (various properties); St. Mary's Road (Eversdens); Shaw Lane (Shepleys); Simmondley and Simmondley Lane; Turnlee Road (various properties); Victoria Street (various properties); Wesley Street and Woolley Bridge (various properties).

#### DISINFECTION OF HOUSES.

Rooms disinfected total 250. Spraying with Formaldehyde and fumigating with Sulphur Dioxide (S.O.2) or Formic Acid Gas were the methods used. Several infected or insect infested beds have been destroyed by burning at the request of the owners. We have no Steam Disinfector in the Borough.



I must thank the Chairman and Members of the Health Committee for the kindly help and courtesy they have shown to me during a somewhat arduous year.

I am, Your Obedient Servant,

HARRY DANE, M.S.I.A., A.R.S.I.,

Sanitary Inspector.  
Meat and Food Inspector.  
Food and Drugs Inspector.

March 18th, 1925.

---

## APPENDIX.

---

### RESUME OF SPECIAL REPORT ON THE SLAUGHTER- HOUSES OF THE BOROUGH—13TH SEPT., 1924.

BY THE M.O.H.

During July, August and September I carried out an investigation regarding the Slaughter-houses of the Borough, and I herewith submit to the Council the general conditions found with recommendations to remove the defects and unsatisfactory conditions seen during my inspections.

The investigation reveals a state of affairs which is far from satisfactory. Broadly speaking the number of Slaughter-houses is too great to allow the Inspector to adequately supervise them; in addition owing to the fact that while many are very old, structurally defective, and placed in too close proximity to dwelling-houses they are registered premises, there is difficulty in getting structural improvements effected.

During my inspections, in addition to the slaughtering conditions, I found that "making up" was being done in many instances in premises not suitable for the purpose, details are included in the Report. On the other hand I found that the local butchers were, generally speaking, keeping their slaughtering rooms and lairages clean. Every courtesy was shown to the Inspector and myself in going round and every facility given to us to make a proper inspection.

STRUCTURAL DEFECTS.—I append details of structural defects; the details show at a glance the condition of affairs with which we have to deal; we are faced, however, with the fact that Section 169 of the P.H. Act, 1875, recognises two classes of Slaughter-houses, viz.:—Slaughter-houses in use and occupation at the time of the passing of the "Special Act" and

Slaughter-houses not in use and occupation at that time. The latter class, i.e., Licensed Slaughter houses, owing to the fact that the P.H. Acts Amendment Act, 1890, has been adopted by the Borough, can be dealt with under Sections 28—31 of this Act, but the former class, i.e., Registered Slaughter houses as far as structure is concerned cannot be so dealt with though Section 91 P.H. Act, 1875, may be invoked to some extent for the purpose. Regarding these defects it will be readily seen that many could not be altered without a complete rebuilding; take for instance, the distance of the present premises from a dwelling-house; there is not a Slaughter-house in the Borough which complies with the distance suggested in the Model Bye Laws issued by the Ministry. Many of them are only a few yards from a house and six of them are built against a house, and one actually is built into the dwelling-house and opens direct into the living room. Among other defects are structures in bad state of repair. In five instances drain openings were inside Slaughter-houses (including Lairages). In four instances the premises were in very bad repair. In two instances the drainage was defective. In four instances boilers are fixed in the Slaughter-houses, in none of the Slaughter-houses were there satisfactory arrangements provided for washing the hands of the slaughter-men other than those in the adjacent dwelling-house.

#### TABLE OF SLAUGHTER-HOUSE DEFECTS.

Too close to dwellings ... ..	19
Drain openings inside Slaughter-house or Lairage	5
Refrigerator in Lairage ... ..	1
Opening direct into Living Kitchen ... ..	1
Uncovered Midden-stead ... ..	1
Domestic washing done in Slaughter-house ... ..	2
(1 in Lairage)	
No washing arrangement for Slaughter-men in the Slaughter-house ... ..	19
" Making-up " in Slaughter-house ... ..	1
Defective floors—Lairage or Slaughter-house ... ..	2
Defective drainage—Slaughter-house or Lairage ... ..	2
Structures in bad repair ... ..	4
Boilers or Washing Coppers in Slaughter-houses ... ..	4
Built direct upon Public Street ... ..	2
No water supply in Slaughter-house ... ..	1
Gut scraping in Slaughter-house ... ..	1

#### PREMISES USED FOR " MAKING UP."

Whilst inspecting the Slaughter-houses my attention was drawn to the " making up " side of the Butchering business, and I give details (see table below). In seven instances I found that domestic washing was carried out in the " Making up " room, in two instances the scullery-kitchen was used as a " Making up " room, and in two other instances the living room was being



so used; in one instance I found " Making up " was being carried out in the slaughtering room along with the boiling of pigs' stomachs; in two instances drain openings were found in the " Making up " rooms.

I found no proper arrangements for washing the hands in any of the " Making up " rooms except where this work was carried out in a scullery-kitchen. The necessity for the new Draft Bye Laws regarding the preparation of Meat for sale is most certainly emphasized by these findings.

#### TABLE SHOWING DEFECTS IN PREMISES USED FOR " MAKING UP " MEAT FOR SALE.

Domestic washing carried out in " Making up " rooms	7
Living room used as " Making up " room ... ..	2
Scullery Kitchen used as " Making up " room ... ..	2
No water supply in " Making up " room ... ..	1
Drain opening into " Making up " room ... ..	2

#### EXPOSURE OF MEAT FOR SALE.

With a few exceptions Meat is exposed for sale on the outside of the shop fronts and is therefore exposed to contamination from the public streets by dust, dried manure, etc. The Draft Rules and Regulations will be of value in preventing this exposure.

#### DETAILS OF MEAT INSPECTION, 1914—1923.

Details of these are appended. The inspections average 479 per year. The number of Slaughter-houses being used at present is 19, therefore the average number of inspections to these per year is 23; this means roughly that one half of the meat exposed for sale in this Borough is inspected. With nineteen Slaughter-houses in various parts of the Borough it is not possible (unless other duties are neglected) for the Inspector to do more than he is doing at present. It is possible that the new Draft Regulations put into operation may save a few waste journeys, but we cannot, even if these are adopted, have the inspection desirable.

#### PUBLIC ABATTOIR.

From the remarks above both concerning inspections and the general condition of the Slaughter-houses a Public Abattoir is desirable for the proper supervision of the meat supply, the cleanliness of its handling and the prevention of the sale of diseased meat.

## REGISTERED PREMISES.

Many registered premises are very old and the structural defects which have been detailed emphasize the need for up-to-date premises. Suggestions have been made to the local butchers during the past few years for the centralizing of the slaughtering but with no definite result. It was a great pity that in the transfer of the Market rights in 1921 from Lord Howard to the Borough Council that the privilege was not left to the Glossop Corporation of establishing and maintaining a public Abattoir, with the power to prohibit slaughtering elsewhere, in view of the local conditions as regards slaughtering which have been set out. I understand from the Town Clerk that application was made by the Borough Council for the retention of this privilege but sanction for retention was not given by the Ministry of Health; if this sanction had been given there would have been no legal or practical difficulties in re-modelling the unsatisfactory conditions which now prevail.

## IMPROVEMENT OF STRUCTURAL DEFECTS.

Owing to the fact that 17 out of the 19 Slaughter-houses at present in use are registered there is a difficulty regarding the improvement of structural defects; it is suggested, however, that Section 91 of the Public Health Act, 1875, should be made use of to effect improvements.

## REGISTERED AND LICENSED PREMISES.

Premises Registered and Licensed with No. of years former are stated to be in use:—

30/40 years.	50/60 years.	60/70 years.	over 80 years.
4	3	8	2

Licensed—2 only.

## REGISTERED PREMISES.

Regarding Registration in 13 instances, as far as I can ascertain, although I cannot speak with entire certainty, it appears that the premises have been used for slaughtering for over fifty years; in four instances the premises appear not to have been used before 1875, but here again there appears to be some uncertainty; there are eight Slaughter-houses which are at present not in use, details of which are appended:—

## LICENSED PREMISES.

There are now only two licensed premises in the Borough. One of these, except for the fact that it does not comply with the Model Bye Laws as regards distance from a dwelling-house, is in fairly satisfactory condition; the other is an old antiquated building and would need rebuilding to bring it up-to-date.



## GENERAL CONCLUSIONS.

(1) If the number of Slaughter-houses is to remain the same, adequate inspection cannot be carried out by the Inspector except by the neglecting of other duties. It is suggested that re-arrangement of the Health Department staff might provide a way out of the difficulty, i.e., The Sanitary Inspector might have a pupil in the Office, who is studying for his Sanitary Inspector's Certificate, and who was capable of doing the necessary clerical work.

(2) The centralizing of slaughtering in one or two premises is strongly recommended. There are at present two Slaughter-houses which might be used for this purpose (with some slight enlargement).

(3) A system of Insurance against loss through diseased meat is advised, contributions to be made by Buyer and Seller, and the scheme to be under the control of the Corporation. Compensation should be paid with Government assistance in case of Tubercular carcasses.

(4) In case the Draft Regulations, 1924, of the Ministry are not adopted nationally application should be made by the Borough Council to adopt them locally. These Regulations would be of great assistance in facilitating inspection and in improving the conditions of preparing food for sale.

(5) The Powers under Section 91 P.H. Act, 1875, should be used as far as possible for the improvement of all premises, including Registered ones.

(6) There should be an inquiry into the number of Registered Premises which can legally claim to be registered.

(7) No carcase should be allowed to be removed from one district to another without proper marking of such carcase.

NOTE *RE* DRAFT (MEAT) REGULATIONS, 1924

## Part IV. Section XVI.

It is suggested the words—"or living room"—be added after the words "sleeping place."

## THE RIGHTS OF THE CHILD,

Adopted by the League of Nations and known as  
The Declaration of Geneva.

---

*Men and women of all nations, recognising that mankind owes to the child the best that it has to give, declare and accept it as their duty that, beyond and above all considerations of race, nationality, or creed :*

1. The child must be given the means requisite for its normal development, both materially and spiritually.

2. The child that is hungry must be fed; the child that is sick must be nursed; the child that is backward must be helped; the delinquent child must be reclaimed; and the orphan and the waif must be sheltered and succoured.

3. The child must be the first to receive relief in times of distress.

4. The child must be put in a position to earn a livelihood and must be protected against every form of exploitation.

5. The child must be brought up in the consciousness that its talents must be devoted to the service of its fellow-men.



# THE HISTORY OF THE UNITED STATES

OF AMERICA, FROM THE FIRST DISCOVERY OF THE COUNTRY TO THE PRESENT TIME.

BY JAMES MADISON.

THE HISTORY OF THE UNITED STATES, FROM THE FIRST DISCOVERY OF THE COUNTRY TO THE PRESENT TIME.

OF AMERICA, FROM THE FIRST DISCOVERY OF THE COUNTRY TO THE PRESENT TIME.

OF AMERICA, FROM THE FIRST DISCOVERY OF THE COUNTRY TO THE PRESENT TIME.

OF AMERICA, FROM THE FIRST DISCOVERY OF THE COUNTRY TO THE PRESENT TIME.

OF AMERICA, FROM THE FIRST DISCOVERY OF THE COUNTRY TO THE PRESENT TIME.

OF AMERICA, FROM THE FIRST DISCOVERY OF THE COUNTRY TO THE PRESENT TIME.

OF AMERICA, FROM THE FIRST DISCOVERY OF THE COUNTRY TO THE PRESENT TIME.

OF AMERICA, FROM THE FIRST DISCOVERY OF THE COUNTRY TO THE PRESENT TIME.

OF AMERICA, FROM THE FIRST DISCOVERY OF THE COUNTRY TO THE PRESENT TIME.

OF AMERICA, FROM THE FIRST DISCOVERY OF THE COUNTRY TO THE PRESENT TIME.

OF AMERICA, FROM THE FIRST DISCOVERY OF THE COUNTRY TO THE PRESENT TIME.

OF AMERICA, FROM THE FIRST DISCOVERY OF THE COUNTRY TO THE PRESENT TIME.

OF AMERICA, FROM THE FIRST DISCOVERY OF THE COUNTRY TO THE PRESENT TIME.

OF AMERICA, FROM THE FIRST DISCOVERY OF THE COUNTRY TO THE PRESENT TIME.

OF AMERICA, FROM THE FIRST DISCOVERY OF THE COUNTRY TO THE PRESENT TIME.

OF AMERICA, FROM THE FIRST DISCOVERY OF THE COUNTRY TO THE PRESENT TIME.

OF AMERICA, FROM THE FIRST DISCOVERY OF THE COUNTRY TO THE PRESENT TIME.

OF AMERICA, FROM THE FIRST DISCOVERY OF THE COUNTRY TO THE PRESENT TIME.

OF AMERICA, FROM THE FIRST DISCOVERY OF THE COUNTRY TO THE PRESENT TIME.

