

**[Report 1952-53] / Medical Officer of Health, Ayr County Council, Schools Department.**

**Contributors**

Ayrshire (Scotland). County Council, Schools Dept.

**Publication/Creation**

1953.

**Persistent URL**

<https://wellcomecollection.org/works/xhpfvswas>

**License and attribution**


You have permission to make copies of this work under a Creative Commons, Attribution license.

This licence permits unrestricted use, distribution, and reproduction in any medium, provided the original author and source are credited. See the Legal Code for further information.


Image source should be attributed as specified in the full catalogue record. If no source is given the image should be attributed to Wellcome Collection.



Wellcome Collection  
183 Euston Road  
London NW1 2BE UK  
T +44 (0)20 7611 8722  
E [library@wellcomecollection.org](mailto:library@wellcomecollection.org)  
<https://wellcomecollection.org>











Digitized by the Internet Archive  
in 2017 with funding from  
Wellcome Library


0/3/8  
COUNTY OF AYR



# ANNUAL REPORT

BY

THE SCHOOL  
MEDICAL OFFICER  
FOR THE YEAR 1952-53





COUNTY OF AYR



# ANNUAL REPORT

BY

THE SCHOOL  
MEDICAL OFFICER

FOR THE YEAR 1952-53



**To the Department of Health for Scotland  
and to the Ayr County Council.**

LADIES AND GENTLEMEN,

I beg to submit my Annual Report on the work of Medical Inspection and Supervision of School Children in the County of Ayr for the year ending 31st July, 1953.

I have the honour to be,

Your obedient Servant,

J. A. ROUGHEAD,

*County Medical Officer.*

COUNTY BUILDINGS,  
AYR, 1953.

# MEDICAL INSPECTION OF SCHOOL CHILDREN

1952—1953

(Year ended 31st July, 1953)

## CONTENTS.

	<i>Page</i>
I. Staff ... ..	4
II. General Statistics ... ..	6
III. Sanitary Condition of Schools ... ..	6
IV. Organisation and Treatment ... ..	6
V. The Findings of Medical Inspection—	
Routine Examinations ... ..	8
Special Examinations ... ..	11
VI. Arrangements for Medical Treatment ... ..	13
VII. Dental Inspection and Treatment ... ..	18
VIII. Special Schools and Classes, including Open-air Schools ... ..	20
IX. Arrangements for Physical Education and Personal Hygiene of Children ... ..	22
X. Other Activities in Relation to Health of School Children ... ..	23
XI. Physical Condition of School Children ... ..	23

## TABLES.

I. Total Number of Children Examined ... ..	23
II. Systematic Examinations ... ..	25
III. Summary of Systematic Examinations ... ..	32
IV. Return of all Exceptional Children of School Age in the Area ... ..	34



# I.—STAFF.

*Medical Officer of Health and Chief Administrative School  
Medical Officer—*

JOHN A. ROUGHEAD, M.D., D.P.H.

*Depute Medical Officer of Health—*

JOHN S. JACKSON, M.B., Ch.B., D.P.H.

*Senior Assistant Medical Officer—*

ALICE K. MONTGOMERY, M.B., Ch.B., D.P.H., D.R.C.O.G.

*Psychiatrist—*

G. A. W. ANGUS, M.B., Ch.B., D.P.M. (resigned 20/6/53).

*Assistant School Medical Officers (also Child Welfare Medical  
Officers)—*

HELEN M. WIGHTMAN, M.B., Ch.B., D.P.H.

ENID M. DIXON, M.B., Ch.B., D.P.H.

MARGARET C. P. HAMILTON, M.B., Ch.B., D.P.H.

JEAN M. DIXON, M.B., Ch.B., D.P.H.

JESSIE B. MACLACHLAN, M.B., Ch.B., D.P.H.

AGNES M. HIGHET, M.B., Ch.B., D.P.H., D.R.C.O.G.

*Clerical Staff—*

MR. OLIVER MUIR, Senior Clerk (School Health).

OTHER CLERICAL STAFF—4.

*Chief Dental Officer—*

ARNOLD J. DUNCAN, L.D.S.

*Assistant Dental Officers—*

MYRETTE J. J. DAVIDSON, L.D.S. (appointed 16/1/53).

PETER MCG. GARDNER, L.D.S.

IAN HARVEY, L.D.S. (appointed 16/1/53).

THOMAS H. KERR, L.D.S.

AGNES J. PURDIE, L.D.S.

CHRISTINE M. RODGER, L.D.S.

MONTGOMERY B. SIMPSON, L.D.S.

JEAN B. STEVENSON, L.D.S. (appointed 16/1/53).

ARCHIBALD W. M. WATSON, L.D.S.

THOMAS L. H. WIGHTMAN, L.D.S.

JAMES WILSON, L.D.S. (appointed 16/1/53).

MORAG GALE, L.D.S. (Appointed 2/3/53).

WILMA S. PRINGLE, L.D.S. (Appointed 16/2/53).

DENTAL ATTENDANTS—14.



*County Nursing Superintendent—*

MISS JANET S. HASTIE.

*School Nurses—*

MISS MARGARET D. HOWIE.

MISS ISABELLA RICHARD.

## AND PART-TIME SERVICES OF 70 DISTRICT NURSES.

*Matron, St. Leonard's Home, Ayr—*

MISS AGNES PEDDIE.

*Audiometrician—*

MISS JEAN B. THOMSON.

(AND 1 ATTENDANT.)

## BURGH OF AYR.

*School Medical Officer—*

R. L. LEASK, M.B., CH.B., B.Sc. (P.H.), D.P.H., D.P.A.

*Assistant School Medical Officer—*

J. M. WALLACE, M.B., CH.B., D.P.H., D.I.H. (Resigned 30/3/53).

A. G. SKED, M.B., CH.B., D.P.H. (Appointed 14/4/53).

*School Nurses—*

7 PART-TIME NURSES.

*Clerical Staff—*

1 PART-TIME CLERK.

## BURGH OF KILMARNOCK.

*School Medical Officer—*

B. R. NISBET, M.D., F.R.C.P. (Ed.), D.P.H.

*Assistant School Medical Officer—*

G. FIDES M. BRAID, M.B., CH.B., D.P.H., D.R.C.O.G.

*School Nurses—*

6 PART-TIME NURSES.

*Clerical Staff—*

1 PART-TIME CLERK.

## II.—GENERAL STATISTICS.

Population of the Area (at 30th June, 1952, as estimated  
by the Registrar-General) ... .. 323,600

Number of Schools—

(a) Primary Schools under Education Authority ...	91
(b) Secondary Schools under Education Authority...	61
(c) (i) Special Schools ... ..	5
(ii) Special Classes in Ordinary Schools ... ..	—
(iii) Nursery Schools ... ..	5
(d) In receipt of Grant from Education Authority under Medical Inspection ... ..	1
Average Number of Children on the Registers ...	53,119
Average Number of Children in Attendance... ..	49,160

## III.—SANITARY CONDITIONS OF SCHOOLS.

The Medical Officers on their visits to schools inspect the sanitation and any matters requiring attention are brought to the notice of the appropriate Official. In general the cleanliness of the schools was found to be satisfactory.

## IV.—ORGANISATION AND TREATMENT.

School Nurses attend at the medical inspection and subsequently are supplied with a list of the cases to be followed up at home. They keep a register compiled from these lists and report where treatment is given and the condition remedied. The School Nurses also visit the schools between the School Medical Officers inspections.

### (a) System of School Medical Inspection and Arrangements for Following up.

The pupils examined at routine inspections were :—

- (1) All entrants and children not previously subjected in school to detailed routine inspections.
- (2) Children born in 1943.



- (3) Children born in 1939.
- (4) Children born in 1936.
- (5) Children born in 1945 (visual acuity and hearing only).

Before every routine visit to a school the Head Teacher is asked to produce for special medical examination any pupil who appears to suffer from any physical or mental disability and who has not received or is not receiving appropriate attention.

All children found defective at previous inspections were also re-examined.

Routine and special medical examinations of pupils attending schools in Ayr and Kilmarnock are carried out by the medical staff of the Burghs concerned, who also attend the respective minor ailment clinic and forward to the Chief School Medical Officer particulars regarding any children requiring special medical or educational treatment.

#### **(b) Supervision of Infectious Disease, including School Closures.**

As the medical inspection of school children is under the control of the Medical Officer of Health for each area, all notifiable cases of infectious disease are known. Where it seems to the Head Teacher that there is any undue incidence of non-notifiable disease he brings the matter to the notice of the School Medical Officer. Disinfection of class-rooms is carried out where indicated. No schools were closed as a result of infectious disease during the session.

#### **(c) Co-ordination with Public Health Service.**

In the County Area each Assistant Medical Officer is in charge of the School Health and Child Welfare work in a district, so that the same Medical Officer sees the child from birth to school leaving age. The same arrangement exists in the Burghs of Ayr and Kilmarnock.

#### **(d) Presence of Parents at Inspection.**

The presence of parents is encouraged at school medical inspection. Many defects are pointed out to them, of which they were previously unaware, and thus the services of the family doctor are solicited earlier than otherwise would have been the case, with more satisfactory results in the way of prevention and cure. The number of parents who attended the routine inspections during the year was 4,675



## V.—THE FINDINGS OF MEDICAL INSPECTION.

### (a) Routine.

The number of children examined was 16,314, of whom 4,670 or 28·01 per cent. suffered from some defect. Of these 2,613 or 16·01% of the children examined suffered from minor defects or ailments from which recovery was expected in a few weeks, and 1,607 or 9·85% suffered from defects less remediable, but from which complete recovery or restoration of function was ultimately anticipated. The number suffering from defects where improvement only could be expected was 350 or 2·15% of those examined.

The following is a summary showing the various defects and the percentage found defective at Routine Inspections.

#### (1) Clothing.

Forty-four children were found to have unsatisfactory clothing, 0·27 per cent. of the children examined.

#### (2) Footgear.

Ten children were found to have unsatisfactory footgear, 0·06 per cent. of the children examined.

#### (3) Cleanliness.

(a) *Head*.—The number of children found to have dirty or verminous head was 394 or 2·41 per cent. of those examined.

(b) *Body*.—The number of children found to have dirty or verminous bodies was 48 or 0·29 per cent.

#### (4) Skin.

(a) *Head*.—The following were found to be suffering from skin diseases of the head :—

Ringworm ...	...	...	3 children or 0·02 per cent.
Impetigo ...	...	...	11 children or 0·07 per cent.
Other Diseases ...	...	...	50 children or 0·31 per cent.



(b) *Body*.—The following skin conditions affecting the body were found :—

Ringworm ... ..	1 child	or 0.006 per cent.
Impetigo ... ..	15 children	or 0.09 per cent.
Scabies ... ..	13 children	or 0.08 per cent.
Other Diseases ... ..	199 children	or 1.22 per cent.

#### (5) Nutritional State.

136 children were found to be suffering from slightly defective nutrition and 5 from bad nutrition, being respectively 0.83 and 0.03 per cent. of the children examined.

#### (6) Mouth and Teeth.

449 children were suffering from unhealthy conditions of the mouth and teeth, 2.75 per cent. of the children examined.

#### (7) Nasopharynx.

(a) *Nose*.—Apart from cases requiring further observation, 78 children or 0.48 per cent. of those examined showed obstruction, probably due to adenoids requiring operation.

(b) *Throat*.—Apart from cases requiring further observation, 40 children or 0.25 per cent. of those examined were found to have tonsils which required operative treatment.

(c) *Glands*.—Enlarged Glands requiring further observation were found in 155 or 0.95 per cent. of the children examined, while 1 child or 0.006 per cent. had Glands requiring operation.

#### (8) Eyes.

Infective conditions of the lids or conjunctiva were found in 144 children or 0.88 per cent. of those examined.

Corneal Opacities were found in 3 or 0.02 per cent. of the children.

Squint affected 363 children or 2.23 per cent.

*Visual Acuity*.—Vision was not examined in entrants. Of those in the other age groups 983 or 9.99 per cent. had defective vision requiring refraction. In addition 4,272 children in the seven-year-old group were examined in place of entrants. Of these 470 were found to require refraction.



**(9) Ears.**

Otorrhoea or discharge from the ears affected 74 children or 0.45 per cent.

Defective hearing was present in 81 children or 0.50 per cent. Fifty-four were classified in Grade I. Deafness—that is children who can be educated in the ordinary school without special provision, and 22 in Grade II. (a) Deafness—that is children who can make satisfactory progress in ordinary schools if given some help, *e.g.*, favourable position in class, individual hearing aid or tuition in lip-reading.

Five children were classified in Grade II. (b) Deafness—that is children who can make satisfactory progress only in a Special School.

**(10) Speech.**

Of the children examined 75 or 0.46 per cent. suffered from defective articulation and 20 or 0.12 per cent. from stammering.

**(11) Mental and Nervous Conditions.**

Five children or 0.03 per cent. were found to be educable mental defectives and 1 (0.006 per cent.) was found to be an ineducable mental defective.

Other mental or nervous conditions affected 72 or 0.44 per cent. of the children examined.

**(12) Circulatory System.**

Eighty-one children were found to be suffering from organic heart disease, comprising 0.50 per cent. of the children examined. Of these 54 were Congenital and 27 Acquired.

**(13) Lungs.**

The number of children suffering from chronic bronchitis was 58 or 0.36 per cent. of those examined.

There were referred to the Tuberculosis Officer as suspected cases of Tuberculosis 8 children or 0.05 per cent.

Other diseases of the Lungs affected 93 children or 0.57 per cent.



**(14) Deformities.**

Deformities dating from birth affected 64 children or 0.39 per cent.

Deformities due to Infantile Paralysis affected 20 children or 0.12 per cent.

Deformities due to Rickets affected 27 children or 0.16 per cent.

Deformities due to other causes, for instance flat feet, affected 87 children or 0.53 per cent.

**(15) Infectious Disease.**

There were discovered 8 cases of Infectious Disease, 0.05 per cent. of the children examined.

**(16) Other Diseases or Defects.**

455 Children or 2.79 per cent. of those examined were affected.

**(b) Special Examinations.**

Of the 1,644 special cases examined, 904 were found defective and the following is a list of the defects found :—

(1) Unsatisfactory Clothing	...	...	...	...	...	9
(2) Unsatisfactory Footgear	...	...	...	...	...	4
(3) Cleanliness—						
<i>Head</i> —Dirty, Nits or Vermin	...	...	...	...	...	110
<i>Body</i> —Dirty, Nits or Vermin	...	...	...	...	...	16
(4) <i>Skin—Head</i> —						
Impetigo	...	...	...	...	...	12
Other Diseases	...	...	...	...	...	13
<i>Skin—Body</i> —						
Ringworm	...	...	...	...	...	1
Impetigo	...	...	...	...	...	3
Scabies	...	...	...	...	...	2
Other Diseases	...	...	...	...	...	34
(5) Nutritional State—						
Slightly Defective	...	...	...	...	...	12
Bad	...	...	...	...	...	2

(6) Mouth and Teeth Unhealthy	...	...	...	...	14
(7) Nose—					
Obstruction requiring observation	...	...	...	45	
Obstruction (probable Adenoids) requiring operation	...	...	...	18	
Other Conditions	...	...	...	31	
Throat—					
Tonsils requiring observation	...	...	...	53	
Tonsils requiring operative treatment	...	...	...	7	
Glands—					
Requiring observation	...	...	...	20	
Requiring operative treatment	...	...	...	1	
(8) Eyes—					
External Diseases—					
Blepharitis	...	...	...	10	
Conjunctivitis	...	...	...	7	
Corneal Opacities	...	...	...	—	
Squint	...	...	...	16	
Other Diseases	...	...	...	28	
Visual Acuity—					
Defective Vision (for Refraction)	...	...	...	210	
(9) Ears—					
Otorrhoea	...	...	...	12	
Other Diseases	...	...	...	35	
Defective Hearing—					
Grade I.	...	...	...	27	
Grade IIa.	...	...	...	2	
(10) Speech—					
Defective Articulation	...	...	...	14	
Stammering	...	...	...	2	
(11) Mental and Nervous Condition—					
Backward	...	...	...	2	
Dull (Intrinsically)	...	...	...	7	
Mental Defective (Educable)	...	...	...	2	
Mental Defective (Ineducable)	...	...	...	—	
Highly Nervous	...	...	...	10	
Difficult Behaviour	...	...	...	2	



<b>(12) Circulatory System—</b>							
<b>Organic Heart Disease—</b>							
Congenital	...	...	...	...	...	...	1
Acquired	...	...	...	...	...	...	1
Functional Conditions	...	...	...	...	...	...	3
<b>(13) Lungs—</b>							
Chronic Bronchitis	...	...	...	...	...	...	4
Suspected Tuberculosis	...	...	...	...	...	...	2
Other Diseases	...	...	...	...	...	...	14
<b>(14) Deformities—</b>							
Congenital	...	...	...	...	...	...	3
Acquired (Infantile Paralysis)	...	...	...	...	...	...	—
Acquired (probable Rickets)	...	...	...	...	...	...	2
Other Causes	...	...	...	...	...	...	7
<b>(15) Infectious Disease</b>	...	...	...	...	...	...	1
<b>(16) Other Diseases or Defects</b>	...	...	...	...	...	...	73

## VI.—ARRANGEMENTS FOR MEDICAL TREATMENT.

### (a) Minor Ailments.

There are School Clinics at Auchinleck, Troon, Saltcoats, Irvine, Maybole, Girvan, Dalry, Kilbirnie, Galston, Hurlford, Prestwick, Ayr and Kilmarnock, carried on by the whole-time Medical Officers. The School Nurses at these Centres assist.

The number of children examined by the medical staff at the Clinics was 4,134, and as several paid recurrent visits there was a total of 9,623 attendances. The following is a list of the defects found :—

- (1) Cuts, Bruises, Sprains and Minor Injuries, etc. ... 524
- (2) Diseases of the Ear, largely cases of Otorrhoea ... 217
- (3) Diseases of the Eye, principally Conjunctivitis  
and Blepharitis ... 319
- (4) Diseases of the Skin, 237. This figure comprises  
40 cases of Ringworm, 190 cases of Impetigo and  
7 cases of Scabies.
- (5) Other Diseases, including cases of non-attendance  
brought to Clinics on recommendation of Attendance  
Officers—2,837.



**(b) Defective Vision.**

During the session the examination of children with defective vision was continued under arrangements made with the Regional Hospital Board. The Clinics are attended by members of the Staff of the Regional Hospital Board working under Dr. W. O. G. Taylor, the Board's Consultant Ophthalmologist for the area.

Commencing 21st April, 1953, a scheme was introduced by the Regional Hospital Board whereby Opticians attended at certain clinic sessions to measure and fit those children for whom spectacles had been prescribed by the Ophthalmic Specialist.

Spectacles were prescribed where necessary. The following is a summary of the cases seen for the period :—

Number of Clinics held	...	...	...	...	317
Number of Children Examined	...	...	...	...	3399
Number of Children Prescribed Spectacles	...	...	...	...	1661

**(c) Specialist Treatment.**

I am indebted to the Matron of Seafield Sick Children's Hospital, Ayr, for the following figures of children seen and treated at that Hospital during the year under review :—

*Surgical Department—*

Number of Clinics held	...	...	...	...	52
Number of Children Examined	...	...	...	...	990
Number of Theatres held	...	...	...	...	200
Number of Children Operated on (223 Emergency)	...	...	...	...	566

*Ophthalmic Department—*

Number of Theatres held	...	...	...	...	50
Number of Children Operated on	...	...	...	...	253

*Medical Department—*

Number of Clinics held	...	...	...	...	142
Number of Children Examined	...	...	...	...	1,786
Number of Admissions	...	...	...	...	384

*Ear, Nose and Throat Department—*

Number of Theatres held	...	...	...	...	289
Number of Children Operated on	...	...	...	...	2,025
Number of Cases Examined at Clinics	...	...	...	...	5,818



*Orthopaedic Department—*

Number of Clinics held	...	...	...	...	125
Number of Children Examined	...	...	...	...	3,704
Number of Children recommended for Remedial Exercises—					
Out-Patient	...	...	...	...	1,742
In-Patient	...	...	...	...	110
Number of Children Operated on	...	...	...	...	83
Number of Children put in Plaster of Paris	...	...	...	...	973

*Plastic Department—*

Number of Patients Admitted	...	...	...	...	144
Number of Clinics held	...	...	...	...	33
Number of Theatres held	...	...	...	...	59

(It is necessary for some patients to be several times in Theatre).

**(d) Notes on Audiometric Testing in Ayrshire.**

All totally deaf (Grade III.) children of school age in Ayrshire are receiving special education in schools for the deaf, viz. :—

Donaldson's School for the Deaf, Edinburgh	...	6
Glasgow School for the Deaf	...	28
St. Vincent's School, Glasgow	...	13
		—
		47
		==

There are two children (still too young for admission) on the waiting-list for Glasgow School for the Deaf.

There are 42 severely deaf (Grade IIB.) children attending schools in Ayrshire. Of these 15 are able, with the help of a hearing-aid and suitable positions in Class, to make some progress in the ordinary school. Nineteen attend Courthill School, Dalry, for partially deaf children, and a boy and 2 girls are being admitted in September. The parents of the remaining five children preferred to have their children attend the local school.



In the past year 5 children have been fitted with hearing-aids at the Hearing Aid Clinics at Ballochmyle Hospital. The position with regard to hearing-aids is as follows :—

(a) No. of Children wearing Hearing-Aids at 1st August, 1952	...	...	...	...	...	52
(b) No. of Children supplied with Hearing-Aids during School Session (1952-53)	...	...				5
						<hr/>
						57
(c) No. of Children at (a) who left School during Session (1952-53)	...	...	...	...	11	
(d) No. of Children who ceased to require Hearing-Aids during Session	...	...	...	0		
						<hr/>
						11
(e) No. of School Children wearing Hearing-Aids at 31st July, 1953	...	...	...	...		46
						<hr/>

Of the 227 children referred to the Ear, Nose and Throat Clinics from Schools, 193 (85%) attended and subsequently received treatment and operations, when necessary, from the Ear, Nose and Throat Surgeon.





**(e) Psychiatric Service (Period 1/9/52 to 31/8/53).**

During the year a total of 38 new cases of maladjustment in children have been referred to the Psychiatrist for diagnosis and treatment or disposal. This brings the total number of maladjusted children on record to 426.

The sources from which maladjusted children have been referred to the Psychiatrist have been these :—

<i>By Whom Referred.</i>	<i>Total Number of Cases.</i>
Educational Psychologists... ..	1
Paediatrician ... ..	1
School Medical Officers ... ..	5
All other Medical Sources... ..	8
Juvenile Court and Probation Officers ...	18
All other Sources ... ..	5
	38

**Admissions—**

1 ... to Children's Unit, Crichton Royal, Dumfries.

**Disposal effected where a Child had to be sent away from home—**

1 ... to Kilquhanity House School, Castle-Douglas.

1 ... to St. Ninian's Residential J.S. School, Falkland.

1 ... to Trinity House Navigation School, Hull.

**VII.—DENTAL INSPECTION AND TREATMENT.****Report by Senior Dental Officer.**

The Dentists devoted 400 half days for the purpose of inspecting the teeth of school children and 3,015 half days to carrying out the necessary treatment. The number of attendances was 20,146.

During the year the staff was restored to its full complement of 12 and, in addition, 2 Dentists were appointed for pre-school age children and expectant and nursing mothers. The results of this encouraging recruitment already show a marked improvement in the figures of the Annual Report and should show further advance in a full year. The Dentists undertake the inspection and treatment of pre-school age children, school children and expectant and nursing mothers in their respective areas, so that each Dentist is able to follow up patients from an early age, providing continuity of service.



The Orthodontic Clinic continues to be busy and we greatly appreciate the monthly visit of Mr. Campbell, L.D.S., of Glasgow Dental Hospital. We are deeply indebted to Mr. Campbell not only for the time he devotes to the Clinic and the care he takes with our young patients, but also for the instructional value of his discussions and advice.

The courtesy and co-operation of the Headmasters in the County is very much appreciated, especially in the vexed problem of accommodation. The Mobile Clinic solves this question to a limited extent and the situation should be further eased by the delivery shortly of the additional Mobile Clinic which is on order. Each Dentist, however, can have the use of the Clinic for a matter of weeks only, and during that time it has to be used where accommodation is totally lacking or quite unsuitable.

The following Tables show details of the Inspection and Treatment given :—

**TABLE V.**

**(a) Inspection—**

Number of Children Inspected	...	...	...	21,261
Number of Children requiring Treatment	...	...	...	15,281
Number of Children for whom Parents accepted Treatment by School Dentists	...	...	...	7439
Number of Children not requiring Treatment	...	...	...	5980
Number of Children for whom Parents stated that they would have Private Treatment	...	...	...	7335
Number of Children for whom Parents did not accept Treatment	...	...	...	507
Number of Special and Emergency Cases Inspected	...	...	...	19
Number of Special and Emergency Cases requiring Treatment	...	...	...	19
Number of Special and Emergency Cases accepted Treatment	...	...	...	19

**(b) Treatment—**

Number of Children Treated	...	...	...	9204
Number of Extractions (Temporary Teeth)	...	...	...	7858
Number of Extractions (Permanent Teeth)	...	...	...	1596
Number of Fillings (Temporary Teeth)	...	...	...	782
Number of Fillings (Permanent Teeth)	...	...	...	8717
Number of Dentures supplied	...	...	...	55
Number of Crowns fitted	...	...	...	1
Number of Inlays	...	...	...	11
Number of Root Treatments	...	...	...	8
Number of Scalings	...	...	...	658



Number of other Operations (Temporary Teeth)	1758
Number of other Operations (Permanent Teeth)	9088
Number of Special and Emergency Cases Treated	19
Number of Special and Emergency Extractions (Temporary Teeth) ... ..	22
Number of Special and Emergency Extractions (Permanent Teeth) ... ..	2
Number of Cases X-Rayed ... ..	96
Orthodontics—	
New Cases ... ..	162
Undergoing Treatment ... ..	203
Completed ... ..	53

### VIII.—SPECIAL SCHOOLS AND CLASSES, INCLUDING OPEN-AIR SCHOOLS.

#### (1) **St. Leonard's Home Special School, Ayr.**

Day pupils were conveyed daily by motor transport from and to their own homes. The number so dealt with was 94, of whom 6 were physically defective children and 88 mentally defective children.

St. Leonard's Home has 12 physically defective children resident, and these are taught in the Physically Defective Classes.

There were thus on the school roll 21 physically defective and 88 mentally defective children.

There are five classrooms, viz., three for mentally defective children and two for physical defectives.

#### (2) **Park Special School, Kilmarnock.**

There were on the school roll 66 mentally defective children and 28 physically defective children.

There are five occupied classrooms, viz., three for mental defectives and two for physically defective children.

#### (3) **Special School, Saltcoats.**

There are on the school roll 34 mentally defective and 2 physically defective children.

There are three classrooms, viz., two for mental defectives and one for physically defective children.



#### (4) Courthill Special School, Dalry, for the Partially Deaf.

There are 19 children suffering from Grade IIB. Deafness on the roll of this School. In view of the distance from their homes to the School, 3 children are boarded at St. Leonard's Home and 1 at Burnside Home, Irvine. They are taken to the School daily with the others by special conveyance.

#### (4) Other Institutions.

At 31/8/53 there were in Institutions :—

Donaldson's School for the Deaf, Edinburgh	...	6
Langside School for the Deaf, Glasgow	...	28
St. Vincent's School for the Blind and Deaf, Glasgow	...	18
Worcester College for the Blind	...	1
Royal Blind School, Edinburgh	...	7
Colony for Epileptics, Bridge-of-Weir	...	1
Westerlea School for Spastics, Edinburgh	...	2
Baldovan Institution, Dundee	...	1
Waverley Park Certified Institution, Kirkintilloch	...	1
St. Joseph's Certified Institution, Rosewell, Midlothian	...	3
Lennox Castle Certified Institution	...	11
(excluding 3 on licence).		
Royal Scottish Certified Institution	...	1
Children's Unit, Crichton Royal, Dumfries	...	1
St. Mary's, Balnakiel House, Galashiels	...	1
Kilquhanity House, Castle-Douglas	...	2
Salesian House, Aberdour	...	3
St. Ninians Residential J.S. School, Falkland, Fife	...	1
Bylands School, Hampshire	...	1
Widdicombe House, South Devon	...	1
Camphill Rudolf Steiner School, Aberdeenshire	...	1

Children requiring convalescent treatment were sent to the Biggart Home, Prestwick, and the number admitted there during the school session, on the recommendation of the School Medical Officers, was 36.

The Special Schools at Kilmarnock and Saltcoats are essentially open-air schools, having a verandah and the external sides of the classrooms being of the roll-back type.



## IX.—ARRANGEMENTS FOR PHYSICAL EDUCATION AND PERSONAL HYGIENE OF CHILDREN.

### (a) Staff and Accommodation.

The Authority employs 64 Specialist Teachers of Physical Education. In Secondary Schools these Teachers have charge of all branches of Physical Education, including Gymnastics, Games, Dancing, Swimming, Athletics and Hygiene. In Primary Schools the aim is that every Class should have one lesson per week from a Specialist Teacher, the remaining Physical Training Lessons being taken by the Class Teachers.

While the majority of schools in the County have indoor accommodation for physical activity (gymnasias, central halls, rented halls, etc.), special attention is given to the provision of an area of the playground suitably surfaced to allow exercise to be taken in the open as often as the vagaries of our climate permit.

### (b) Swimming.

By arrangement with Kilmarnock Town Council the local schools have the use of the Corporation Swimming Baths throughout the session. Approximately 1,000 pupils from Primary VII. stage upward have a swimming lesson each week, all year round.

Similar facilities are available at Cumnock, Prestwick, Troon and Saltcoats during the summer term.

### (c) Camp Schools and Trek Camps.

During the school year the Education Committee has the use of the Camp School at Broomlee for four months. This allows approximately 2,000 pupils to go into residence for a period of two weeks.

For the month of July selected schools are equipped as camps, and parties of 20 pupils, aged 12 to 15, escorted by two teachers spend a week walking from camp to camp, sleeping one night at each. Meals are supplied from County Kitchens. In July, 1953, 800 pupils and 100 teachers took part in this scheme.

All pupils attending Camp School or taking part in Treks are previously examined by the School Medical Staff.

The whole Scheme of Physical Education is co-ordinated by the County Organisers of Physical Education.



## X.—OTHER ACTIVITIES IN RELATION TO THE HEALTH OF SCHOOL CHILDREN.

### Milk and Meals Supplied to School Children.

The number of children who took advantage of the Milk-in-Schools Scheme was 42,720.

Meals were supplied to 17,608 children, of whom 2,544 were supplied free.

## XI.—THE PHYSICAL CONDITION OF THE SCHOOL CHILDREN.

The following Tables show the number examined and the physical condition of the children under the respective headings :—

**TABLE I.**

### (a) Total Number of Children Examined at—

Primary and Junior Secondary Schools—						<i>Systematic Examinations</i>
Entrants	...	...	...	...	...	6,478
Children Born in 1943	...	...	...	...	...	4,910
Children Born in 1939	...	...	...	...	...	4,471
Senior Secondary Schools—						
Children Born in 1936	...	...	...	...	...	455
TOTAL						<u>16,314</u>

### (b) Other Examinations—

#### Children Born in 1945—

Visual Acuity and Hearing only	...	...	...	4,272
Special Cases	...	...	...	1,644
Re-Examinations—Number Examined	...	...	...	4,200
Treatment Completed	...	...	2,454	
Receiving Treatment	...	...	467	
On Waiting List for Treatment...	...	...	192	
Condition Unchanged—Under Observation	...	...	1,087	
TOTAL				<u>10,116</u>



(c) **The Number of Individual Children Inspected at Systematic Examinations who were Notified to Parents as requiring Treatment : —**

Entrants ... ..	1,078
Children Born in 1943 ... ..	825
Children Born in 1939 ... ..	663
Children Born in 1936 ... ..	41
<b>TOTAL</b> ... ..	<b>2,607</b>

(d) **Average Heights and Weights—**

<i>Group Examined.</i>	<i>Sex.</i>	<i>No. Exam.</i>	<i>Average Age Months.</i>	<i>Average Height Inches.</i>	<i>Average Weight Pounds.</i>
Entrants ... ..	Male	3249	66.2	43.8	44.5
	Female	3229	66.2	43.4	42.7
Children Born in 1943	Male	2513	114.6	52.7	65.1
	Female	2397	114.6	52.3	63.5
Children Born in 1939	Male	2297	163.7	60.5	97.4
	Female	2174	163.8	60.7	100.3
Children Born in 1936	Male	238	201.6	68.6	136.5
	Female	217	199.8	64.0	126.7

TABLE II.

## SCHOOL MEDICAL SERVICE—SYSTEMATIC EXAMINATIONS.

<i>Nature of Defect.</i>	<i>Entrants.</i>		1943		1939		1936		<i>All Ages.</i>		<i>Total at all Ages.</i>
	<i>Boys.</i>	<i>Girls.</i>	<i>Boys.</i>	<i>Girls.</i>	<i>Boys.</i>	<i>Girls.</i>	<i>Boys.</i>	<i>Girls.</i>	<i>Boys.</i>	<i>Girls.</i>	
Number examined	3249	3229	2513	2397	2297	2174	238	217	8297	8017	16,314
<b>1. Clothing—</b>											
Unsatisfactory	12	6	1	15	2	8	—	—	15	29	44
Percentage	0.37	0.18	0.04	0.62	0.09	0.37	—	—	0.18	0.36	0.27
<b>2. Footgear—</b>											
Unsatisfactory	5	2	—	2	—	1	—	—	5	5	10
Percentage	0.15	0.06	—	0.08	—	0.05	—	—	0.06	0.06	0.06
<b>3. Cleanliness—</b>											
Head—											
Dirty, Nits or Vermin	19	95	28	143	12	97	—	—	59	335	394
Percentage	0.58	2.91	1.11	5.96	0.52	4.46	—	—	0.71	4.18	2.41
Body—											
Dirty, or Verminous	10	10	7	15	3	3	—	—	20	28	48
Percentage	0.31	0.31	0.28	0.62	0.13	0.14	—	—	0.24	0.35	0.29



TABLE II.—Continued.

School Medical Service—Systematic Examinations—Continued.

Nature of Defect.	Entrants.		1943		1939		1936		All Ages.		Total at all Ages.
	Boys.	Girls.	Boys.	Girls.	Boys.	Girls.	Boys.	Girls.	Boys.	Girls.	
<b>4. Skin—</b>											
Head—											
Ringworm	1	—	—	2	—	—	—	—	1	2	3
Percentage	0.03	—	—	0.08	—	—	—	—	0.01	0.02	0.02
Impetigo...	3	4	2	1	—	1	—	—	5	6	11
Percentage	0.09	0.12	0.08	0.04	—	0.05	—	—	0.06	0.07	0.07
Other Diseases	12	9	9	9	3	6	1	1	25	25	50
Percentage	0.37	0.28	0.36	0.38	0.13	0.28	0.42	0.46	0.30	0.31	0.31
Body—											
Ringworm	—	—	—	1	—	—	—	—	—	1	1
Percentage	—	—	—	0.04	—	—	—	—	—	0.01	0.006
Impetigo...	4	6	3	—	1	1	—	—	8	7	15
Percentage	0.12	0.18	0.12	—	0.04	0.05	—	—	0.10	0.09	0.09
Scabies ...	2	3	4	3	1	—	—	—	7	6	13
Percentage	0.06	0.09	0.16	0.13	0.04	—	—	—	0.08	0.07	0.08
Other Diseases	52	51	31	14	24	18	6	3	113	86	199
Percentage	1.60	1.58	1.23	0.58	1.04	0.83	2.52	1.38	1.36	1.07	1.22
<b>5. Nutritional State—</b>											
Slightly Defective...	29	36	21	24	18	7	1	—	69	67	136
Percentage	0.89	1.11	0.83	1.00	0.78	0.32	0.42	—	0.83	0.84	0.83
Bad ...	—	3	—	1	1	—	—	—	1	4	5
Percentage	—	0.09	—	0.04	0.04	—	—	—	0.01	0.05	0.03

TABLE II.—Continued.  
School Medical Service—Systematic Examinations—Continued.

Nature of Defect.	Entrants.		1943		1939		1936		All Ages.		Total at all Ages.
	Boys.	Girls.	Boys.	Girls.	Boys.	Girls.	Boys.	Girls.	Boys.	Girls.	
<b>6. Mouth and Teeth—</b>											
Unhealthy ...	131	93	68	54	56	46	1	—	256	193	449
Percentage ...	4.03	2.88	2.70	2.25	2.44	2.12	0.42	—	3.09	2.41	2.75
<b>7. Nose—</b>											
Obstruction requiring Observation	112	65	30	21	28	10	1	1	171	97	268
Percentage ...	3.45	2.01	1.19	0.88	1.22	0.46	0.42	0.46	2.06	1.21	1.64
Obstruction (probably Adenoids) requiring Operation ...	35	37	2	3	—	1	—	—	37	41	78
Percentage ...	1.08	1.14	0.08	0.13	—	0.05	—	—	0.45	0.51	0.48
Other Conditions ...	76	59	36	20	11	6	—	1	123	86	209
Percentage ...	2.34	1.83	1.43	0.83	0.48	0.28	—	0.46	1.48	1.07	1.28
<b>Throat—</b>											
Tonsils requiring Observation ...	171	191	47	82	19	27	—	1	237	301	538
Percentage ...	5.26	5.91	1.87	3.42	0.83	1.24	—	0.46	2.86	3.75	3.30
Tonsils requiring Operative Treatment...	15	7	5	3	3	7	—	—	23	17	40
Percentage ...	0.46	0.22	0.20	0.13	0.13	0.32	—	—	0.28	0.21	0.25
<b>Glands—</b>											
Requiring Observation ...	69	43	21	13	3	4	1	1	94	61	155
Percentage ...	2.12	1.33	0.83	0.54	0.13	0.18	0.42	0.46	1.13	0.76	0.95
Requiring Operative Treatment	—	—	1	—	—	—	—	—	1	—	1
Percentage ...	—	—	0.04	—	—	—	—	—	0.01	—	0.006



TABLE II.—Continued.

School Medical Service—Systematic Examinations—Continued.

Nature of Defect.	Entrants.		1943		1939		1936		All Ages.		Total at all Ages.
	Boys.	Girls.	Boys.	Girls.	Boys.	Girls.	Boys.	Girls.			
8. Eyes—											
External Diseases—											
Blepharitis ...	16	14	24	20	21	19	—	1	61	54	115
Percentage ...	0.49	0.43	0.95	0.83	0.91	0.87	—	0.46	0.74	0.67	0.70
Conjunctivitis ...	8	9	3	3	3	3	—	—	14	15	29
Percentage ...	0.25	0.28	0.12	0.13	0.13	0.14	—	—	0.17	0.19	0.18
Corneal Opacities ...	—	—	2	—	1	—	—	—	3	—	3
Percentage ...	—	—	0.08	—	0.04	—	—	—	0.04	—	0.02
Squint ...	128	91	53	46	17	27	—	1	198	165	363
Percentage ...	3.94	2.82	2.11	1.92	0.74	1.24	—	0.46	2.39	2.06	2.23
Other Diseases ...	20	27	7	12	8	6	—	1	35	46	81
Percentage ...	0.61	0.84	0.28	0.50	0.35	0.28	—	0.46	0.42	0.57	0.50
Visual Acuity—											
Number Examined ...	—	—	2513	2397	2297	2174	238	217	5048	4788	9836
Recommended for Refraction—											
Defective Vision—											
Fair ...	—	—	157	149	128	162	7	15	292	326	618
Percentage ...	—	—	6.21	6.22	5.57	7.45	2.94	6.91	5.78	6.51	6.28
Bad ...	—	—	84	75	88	101	10	7	182	183	365
Percentage ...	—	—	3.34	3.13	3.83	4.65	4.20	3.23	3.61	3.82	3.71

TABLE II.—Continued.  
School Medical Service—Systematic Examinations—Continued.

Nature of Defect.	Entrants.		1943		1939		1936		All Ages.		Total at all Ages.
	Boys.	Girls.	Boys.	Girls.	Boys.	Girls.	Boys.	Girls.	Boys.	Girls.	
Number Examined	3249	3229	2513	2397	2297	2174	238	217	8297	8017	16,314
<b>9. Ears—</b>											
Otorrhoea ...	16	22	12	6	7	10	1	—	36	38	74
Percentage ...	0.49	0.68	0.48	0.25	0.30	0.46	0.42	—	0.43	0.47	0.45
Other Diseases ...	5	12	6	9	2	1	—	—	13	22	35
Percentage ...	0.15	0.37	0.24	0.38	0.09	0.05	—	—	0.16	0.27	0.21
Defective Hearing—											
Grade I. ...	12	20	5	5	8	4	—	—	25	29	54
Percentage ...	0.37	0.62	0.20	0.21	0.35	0.18	—	—	0.30	0.36	0.33
Grade II. (a) ...	1	—	6	4	7	4	—	—	14	8	22
Percentage ...	0.03	—	0.24	0.17	0.30	0.18	—	—	0.17	0.10	0.13
Grade II. (b) ...	—	—	1	2	1	1	—	—	2	3	5
Percentage ...	—	—	0.04	0.08	0.04	0.05	—	—	0.02	0.04	0.03
Grade III. ...	—	—	—	—	—	—	—	—	—	—	—
Percentage ...	—	—	—	—	—	—	—	—	—	—	—
<b>10. Speech—</b>											
Defective Articulation ...	43	24	5	2	1	—	—	—	49	26	75
Percentage ...	1.32	0.74	0.20	0.08	0.04	—	—	—	0.59	0.32	0.46
Stammering ...	4	5	6	—	5	—	—	—	15	5	20
Percentage ...	0.12	0.15	0.24	—	0.22	—	—	—	0.18	0.06	0.12



TABLE II.—Continued.

## School Medical Service—Systematic Examinations—Continued.

Nature of Defect.	Entrants.		1943		1939		1936		All Ages.		Total at all Ages.
	Boys.	Girls.	Boys.	Girls.	Boys.	Girls.	Boys.	Girls.			
11. Mental and Nervous Condition—											
Backward ...	—	—	1	—	—	—	—	—	1	—	1
Percentage ...	—	—	0.04	—	—	—	—	—	0.01	—	0.006
Dull (Intrinsically) ...	9	4	11	2	3	—	—	—	23	6	29
Percentage ...	0.28	0.12	0.44	0.08	0.13	—	—	—	0.28	0.07	0.18
Mentally Defective (Educable) ...	2	—	1	2	—	—	—	—	3	2	5
Percentage ...	0.06	—	0.04	0.08	—	—	—	—	0.04	0.02	0.03
Mentally Defective (Ineducable) ...	—	1	—	—	—	—	—	—	—	1	1
Percentage ...	—	0.03	—	—	—	—	—	—	—	0.01	0.006
Highly Nervous ...	7	9	8	6	2	2	—	—	17	17	34
Percentage ...	0.21	0.28	0.32	0.25	0.09	0.09	—	—	0.20	0.21	0.21
Difficult in Behaviour ...	2	4	1	—	1	—	—	—	4	4	8
Percentage ...	0.06	0.12	0.04	—	0.04	—	—	—	0.05	0.05	0.05
12. Circulatory System—											
Organic Heart Disease—											
Congenital ...	22	16	2	4	5	5	—	—	29	25	54
Percentage ...	0.68	0.49	0.08	0.17	0.22	0.23	—	—	0.35	0.31	0.33
Acquired ...	5	1	5	1	3	9	1	2	14	13	27
Percentage ...	0.15	0.03	0.20	0.04	0.13	0.41	0.42	0.92	0.17	0.16	0.16
Functional Conditions ...	9	7	11	11	6	4	—	—	26	22	48
Percentage ...	0.28	0.22	0.44	0.46	0.26	0.18	—	—	0.31	0.27	0.29



TABLE II.—Continued.

School Medical Service—Systematic Examinations.—Continued.

Nature of Defect.	Entrants.		1943		1939		1936		All Ages.		Total at all Ages.
	Boys.	Girls.	Boys.	Girls.	Boys.	Girls.	Boys.	Girls.	Boys.	Girls.	
<b>13. Lungs—</b>											
Chronic Bronchitis	18	10	9	5	11	4	1	—	39	19	58
Percentage	0.55	0.31	0.36	0.21	0.48	0.18	0.42	—	0.47	0.24	0.36
Suspected Tuberculosis	1	5	—	1	—	1	—	—	1	7	8
Percentage	0.03	0.15	—	0.04	—	0.05	—	—	0.01	0.09	0.05
Other Diseases	35	18	16	9	9	4	1	1	61	32	93
Percentage	1.08	0.56	0.64	0.38	0.39	0.18	0.42	0.46	0.74	0.40	0.57
<b>14. Deformities—</b>											
Congenital	27	11	12	1	9	3	1	—	49	15	64
Percentage	0.83	0.34	0.48	0.04	0.39	0.14	0.42	—	0.59	0.19	0.39
Acquired (Infantile Paralysis)	5	4	2	5	1	1	1	1	9	11	20
Percentage	0.15	0.12	0.08	0.21	0.04	0.05	0.42	0.46	0.11	0.14	0.12
Acquired (probable Rickets)	7	3	6	2	8	1	—	—	21	6	27
Percentage	0.21	0.09	0.24	0.08	0.35	0.05	—	—	0.25	0.07	0.16
Acquired (Other Causes)	24	20	6	8	16	9	2	2	48	39	87
Percentage	0.74	0.62	0.24	0.33	0.70	0.41	0.84	0.92	0.58	0.49	0.53
<b>15. Infectious Disease</b>	1	2	—	2	2	1	—	—	3	5	8
Percentage	0.03	0.06	—	0.08	0.09	0.05	—	—	0.04	0.06	0.05
<b>16. Other Diseases or Defects</b>	129	120	61	59	33	49	2	2	225	230	455
Percentage	3.97	3.72	2.43	2.46	1.44	2.25	0.84	0.92	2.71	2.87	2.79





TABLE III.—School Medical Service—Summary of Systematic Examinations—Continued.

Number Examined ...	Entrants.		1943		1939		1936		Total.	
	No. of Children.	% of the Children examined in this Group.	No. of Children.	% of the Children examined in this Group.	No. of Children.	% of the Children examined in this Group.	No. of Children.	% of the Children examined in this Group.	No. of Children.	% of the Children examined in this Group.
...	6478		4910		4471		455		16,314	
4. Children suffering from (or suspected to be suffering from) defect less remediable than defects specified in 2 or 3 distinguishing cases—										
(a) Where complete cure or restoration of function (in the case of eye defect full correction) is considered possible ...	786	12.13	427	8.70	364	8.14	30	6.60	1607	9.85
(b) Where improvement only is considered possible, e.g., without complete restoration of function ...	111	1.71	118	2.40	105	2.35	16	3.52	350	2.15
Total ...	897	13.84	545	11.10	469	10.49	46	10.12	1957	12.00
Total Number of Children Examined ...	6478	100%	4910	100%	4471	100%	455	100%	16,314	100%



TABLE IV.  
SCHOOL MEDICAL SERVICE—RETURN OF ALL EXCEPTIONAL CHILDREN OF SCHOOL AGE IN THE AREA.

	Disability.						At Ordinary School.	At Special School or Classes.	In Hospital or Institution.	At No School or Institution.	Total.
1. Blind	...	...	...	...	...	...	—	13	—	1	14
2. Partially Sighted—											
(a) Refraction errors in which the curriculum of an Ordinary School would adversely affect the Eye Condition ...							69	1	—	1	71
(b) Other conditions of the Eye, <i>e.g.</i> , Cataract, Ulceration, etc., which render the child unable to read ordinary school books or to see well enough to be taught in an ordinary school ...							30	—	—	—	30
3. Deaf—											
Grade I. ...	...	...	...	...	...	...	481	—	—	—	481
Grade II. (a) ...	...	...	...	...	...	...	434	—	—	—	434
Grade II. (b) ...	...	...	...	...	...	...	20	19	—	3	42
Grade III. ...	...	...	...	...	...	...	—	47	—	2	49

**School Medical Service—Return of all Exceptional Children of School Age in the Area—Continued.**

35

<i>Disability.</i>	<i>At Ordinary School.</i>	<i>At Special School or Classes.</i>	<i>In Hospital or Institution.</i>	<i>At No School or Institution.</i>	<i>Total.</i>
<b>4. Defective Speech—</b>					
(a) Defects of Articulation requiring Special Educational Measures ... ..	258	2	—	—	260
(b) Stammering requiring Special Educational Measures ...	76	—	—	—	76
<b>5. Mentally Defective (Children between 5 and 16 Years)—</b>					
(a) Educable (I.Q., approx. 50-70) ... ..	85	188	20	6	299
(b) Ineducable (I.Q., generally less than 50) ... ..	—	—	13	84	97
<b>6. Epilepsy—</b>					
(a) Mild and Occasional ... ..	34	—	—	—	34
(b) Severe (suitable for care in a Residential School) ...	2	2	—	—	4
<b>7. Physically Defective (Children between 5 and 16 Years)—</b>					
(a) Non-Pulmonary Tuberculosis (excluding Cervical Glands)	34	5	7	3	49
(b) General Orthopaedic Conditions ... ..	537	22	—	6	565
(c) Organic Heart Disease ... ..	185	5	—	2	192
(d) Other Causes of Ill Health... ..	44	16	—	—	60









