

[Report 1972] / Medical Officer of Health, Ashby-de-la-Zouch Local Board / U.D.C.

Contributors

Ashby-de-la-Zouch (England). Local Board of Health.

Publication/Creation

1972

Persistent URL

<https://wellcomecollection.org/works/camw8up8>

License and attribution

You have permission to make copies of this work under a Creative Commons, Attribution license.

This licence permits unrestricted use, distribution, and reproduction in any medium, provided the original author and source are credited. See the Legal Code for further information.

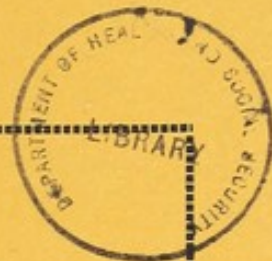
Image source should be attributed as specified in the full catalogue record. If no source is given the image should be attributed to Wellcome Collection.



Wellcome Collection
183 Euston Road
London NW1 2BE UK
T +44 (0)20 7611 8722
E library@wellcomecollection.org
<https://wellcomecollection.org>



ENVIRONMENTAL HEALTH
AND HOUSING
IN
ASHBY-DE-LA-ZOUCH
1972.





ENVIRONMENTAL HEALTH AND HOUSING IN

ASHBY-DE-LA-ZOUCH

THE


A N N U A L R E P O R T

OF THE

MEDICAL OFFICER OF HEALTH

CHIEF PUBLIC HEALTH INSPECTOR AND HOUSING MANAGER

FOR THE YEAR 1972



Digitized by the Internet Archive
in 2017 with funding from
Wellcome Library

<https://archive.org/details/b29224883>

CHAIRMAN OF THE COUNCIL

Councillor Mr. D.A.Watson

VICE-CHAIRMAN

Councillor Miss J.A.Smedley

PUBLIC HEALTH COMMITTEE CHAIRMAN

Councillor Mrs. A.M.Hall

HOUSING & PUBLIC BUILDINGS COMMITTEE CHAIRMAN

Councillor T.E. Hopkins

FINANCE & GENERAL PURPOSES COMMITTEE CHAIRMAN

Councillor W.J.C. Bowker

HIGHWAYS COMMITTEE CHAIRMAN

Councillor A.R. Stuart

CEMETERY, PARKS & SWIMMING BATH COMMITTEE CHAIRMAN

Councillor J. Cox

CLERK OF THE COUNCIL

R.F.Bullen

MEDICAL OFFICER OF HEALTH

A. Hamilton, M.B., CH.B., D.P.H.

SURVEYOR

H.Pass

CHIEF PUBLIC HEALTH INSPECTOR AND HOUSING MANAGER

F.H.Wynne, M.A.P.H.I.

ASSISTANT PUBLIC HEALTH INSPECTOR

P. C. Cooper, M. A. P. H. I. (To 31. 7.72)

A. Littlewood, M.A.P.H.I. (From 1.10.72)

TECHNICAL ASSISTANT

R.J. Lakin

Urban District Council Offices,
Kilwardby Street,
Ashby-de-la-Zouch.

To the Chairman and Members of the
Urban District Council of Ashby-de-la-Zouch.

Mr. Chairman, Ladies and Gentlemen,

I beg to submit for your information, consideration and attention the Annual Report of the Medical Officer of Health for the year 1972. The matters to be dealt with concern the sanitary circumstances, sanitary administration and vital statistics of the area and are generally outlined in Circular 1/73 from the Department of Health and Social Security, and this outline is followed where applicable to your Urban District.

I am indebted to your Chief Public Health Inspector, whose report is embodied with this one, and the other members of the Public Health staff for their continued help and enthusiasm; to those of your staff generally with whom I have come in contact; and to the members of the Council themselves for their interest, support and encouragement.

Your Obedient Servant,

ANDREW HAMILTON

Medical Officer of Health

Private Residence

"Barony",
15 Neville Drive,
Coalville.
Tel.No.Coalville 3723

General Statistics and
Social Conditions of the Area

Area (in acres)	5,985
Population (Registrar-General's estimate to mid.1972)	8,470
Number of occupied houses (estimated) .	3,192
Number of occupied Council houses	713
Rateable Value (at 1st April, 1972)	£372,311
Sum represented by a penny rate	£3,813
Comparability factor - Births	1.03
- Deaths	1.07

<u>Vital Statistics</u>	<u>Urban District</u> <u>1972</u>	<u>England and Wales</u> <u>1972</u> <u>Provisional</u>	<u>Urban District</u> <u>1971</u>
<u>Live Births</u>			
<u>M.</u> <u>F.</u> <u>Total</u>			
Legitimate 67 49 116			
Illegitimate 1 1 2			
68 50 118	118		131
Crude live birth rate per 1,000 population	13.9	14.8	15.8
Adjusted live birth rate per 1,000 population	14.3	14.8	15.8
Ratio of local adjusted birth rate to national rate	.97	1.00	.99
Illegitimate live births per cent of total live births	2	9	5
<u>Still Births</u>			
<u>M.</u> <u>F.</u> <u>Total</u>			
Legitimate 1 1 2			
Illegitimate - - -			
1 1 2	2		1
Still birth rate per 1,000 total live and still births	17	12	8
<u>Total Live and Still Births</u>			
<u>M.</u> <u>F.</u> <u>Total</u>			
Legitimate 68 50 118			
Illegitimate 1 1 2			
69 51 120	120		132

	<u>Urban District 1972</u>	<u>England and Wales 1972</u>	<u>A.U.D 1971</u>
<u>Deaths of Infants under 1 year</u>			
	<u>M.</u>	<u>F.</u>	<u>Total</u>
Legitimate	2	1	3
Illegitimate	<u>-</u>	<u>-</u>	<u>-</u>
	<u>2</u>	<u>1</u>	<u>3</u>
	<u>-</u>	<u>-</u>	<u>-</u>
<u>Infant Mortality Rates</u>			
Total infant deaths per 1,000 total live births	25	17	8
Legitimate infant deaths per 1,000 legitimate live births	26	17	8
Illegitimate infant deaths per 1,000 illegitimate live births	-	21	-
<u>Deaths of Infants under 4 weeks of age</u>			
	<u>M.</u>	<u>F.</u>	<u>Total</u>
Legitimate	2	-	2
Illegitimate	<u>-</u>	<u>-</u>	<u>-</u>
	<u>2</u>	<u>-</u>	<u>2</u>
	<u>-</u>	<u>-</u>	<u>-</u>
<u>Neo-natal Mortality Rate</u>			
Deaths under four weeks per 1,000 total live births	17	12	-
<u>Deaths of Infants under 1 week of age</u>			
	<u>M.</u>	<u>F.</u>	<u>Total</u>
Legitimate	2	-	2
Illegitimate	<u>-</u>	<u>-</u>	<u>-</u>
	<u>2</u>	<u>-</u>	<u>2</u>
	<u>-</u>	<u>-</u>	<u>-</u>
<u>Early Neo-natal Mortality Rate</u>			
Deaths under one week per 1,000 total live births	17	10	-
Peri-natal etc., as overleaf			

	<u>Urban District 1972</u>	<u>England and Wales 1972</u>	<u>A.U.D. 1971</u>
<u>Peri-natal Mortality Rate</u>			
Deaths under one week and still births combined per 1,000 total live and still births	33	22	8
<u>Maternal Mortality (including abortion)</u>			
Number of deaths	-		-
Rate per 1,000 total live and still births	-		-
<u>Deaths</u>			
	<u>M.</u>	<u>F.</u>	<u>Total</u>
	54	49	103
	103		99
Crude death rate per 1,000 population	12.2	12.1	11.9
Adjusted death rate per 1,000 population	13.1	12.1	12.4
Ratio of local adjusted death rate to national rate	1.08	1.00	1.11

The estimated population at the middle of the year increased from 8,300 to 8,470.

The birth rate at 14.3 is just below that for England and Wales (14.8) and is lower than last year (15.8).

The percentage of illegitimate live births this year is 2, compared with 9 for the country as a whole and with 5 for the district for last year.

2 still-births were registered (1 last year) with a rate per 1,000 live and still-births of 17 for the district compared with 12 for England and Wales and 8 for the district in 1971.

The deaths of 3 infants under 1 year occurred - 2 of them were less than a week old giving an infantile mortality rate of 25 per 1,000 live births compared with 17 for England and Wales and 8 for Ashby last year. Two of the deaths were due to prematurity and the other to pneumonia.

35 of the deaths recorded occurred outside the district and 68 within the district, whilst there also occurred within the district the deaths of 25 non-residents which, of course, are not included in our figures. The death rate at 13.1 per 1,000 is higher than that for England and Wales (12.1) and slightly higher than last year's rate for Ashby (12.4).

CAUSES OF DEATH AT DIFFERENT PERIODS OF LIFE DURING 1972

[illegible]

[illegible]

General Provision of Health Services

In my last two reports I have referred to the likelihood of a Health Centre being provided by the County Council. Building commenced in the autumn and it is hoped that it will be in use by the end of 1973.

Meals on Wheels

11 visits involving 14 persons were paid, to ascertain whether the service was required. All the applications received and investigated were granted.

National Assistance Acts, 1948 and 1951

No formal action was necessary under the above Acts.

Examination of Employees

3 prospective employees were examined with a view to assessing whether they were fit for admission as contributors to the Superannuation Fund, and all were considered to be fit.

Prevalence of, and Control over, Infectious Disease

Only 9 cases of infectious disease were notified during the year, comprising 5 measles, 2 whooping cough, 1 infective hepatitis and 1 respiratory tuberculosis.

The case of infective hepatitis occurred in a female in the 45-54 age group, and the case of tuberculosis occurred in a male in the 65-74 age group. The age and sex distribution of the cases of measles and whooping cough are shown in the attached tables.

3 possible contacts of food poisoning in another part of the County were followed up with negative results, and 2 persons, resident in the area, who had been on holiday in a declared smallpox locally infected area of Europe were also followed up, again with negative results.

The following details were supplied by Mr. L. Lee, Organising Secretary of the Unit, when they eventually became available.

The matters were made up as follows:-

	Measles	
	M.	F.
Under 1 year	1	-
1 - 2 years	-	3
2 - 3 years	-	-
3 - 4 years	-	-
4 - 5 years	-	-
5 - 9 years	-	-
10 - 14 years	1	-
15 - 24 years	-	-
25 - and over	-	-
TOTAL	2	3

	Whooping Cough	
	M.	F.
Under 3 months	-	-
3-6 months	-	-
6-9 months	-	-
9-12 months	-	-
1-2 years	-	-
2-4 years	-	1
5-9 years	1	-
10 - 14 years	-	-
15 and over	-	-
TOTAL	1	1

MASS RADIOGRAPHY

In my last annual report it was mentioned that the Leicester Area Mass Radiography Unit had visited Ashby and that 2,567 persons had been x-rayed but that no further details were at that time known.

The following details were supplied by Mr. L. Lee, Organising Secretary of the Unit, when they eventually became available.

The numbers were made up as follows:-

	M.	F.	Total
Public Sessions	532	813	1,345
Drs. Patients	7	9	16
Organised Groups	409	797	1,206
TOTAL	948	1,619	2,567

The abnormal findings, although not necessarily final were:-

T.B. Close Supervision 3 Males

None of these was resident in Ashby.

T.B. Occasional Supervision	Nil
Bronchiectasis	1 Female
Cardiac Lesions	1 Male, 2 Female
Pneumoconiosis	2 Males
Malignant Neoplasms	1 Male, 1 Female
Non-malignant Neoplasms	Nil
Sarcoid	1 Male

ANNUAL REPORT OF THE CHIEF PUBLIC HEALTH INSPECTOR & HOUSING MANAGER

Council Offices,
Kilwardby Street,
Ashby-de-la-Zouch.

August, 1973

To the Chairman and Members of the
Ashby-de-la-Zouch Urban District Council.

Mr. Chairman, Ladies and Gentlemen,

I have pleasure in presenting to you my Annual Report,
a record of the work carried out by the Public Health and
Housing Department during 1972.

In presenting this report, I wish to place on record
my thanks to all members of the Council for their help and
understanding, for the willing help of the staff, and for the
help and co-operation given to me by Dr. Hamilton and the other
officers of the Council.

F.H.WYNNE

Chief Public Health Inspector
and Housing Manager.

Water Supply

Water is distributed to property in Heath Lane and Ashby Road, Boundary by the South Derbyshire Water Board. In the remainder of the area water is distributed by the North West Leicestershire Water Board. Neither water supply is liable to plumbo-solvent action and the fluoride contents are as follows:-

North West Leicestershire Water Board - 0.27 parts per million.

South Derbyshire Water Board - 0.10 " " "

There has been no shortage of water during the year.

Particulars of water supply to dwelling houses in the district are as follows:-

Internal mains water supply -

No. of dwelling houses (estimated) 3,213

Population (estimated) 8,450

Well Water Supply -

No. of dwelling houses (estimated) 9

Population (estimated) 20

7 samples of mains water were taken for bacteriological examination. All samples were found to be satisfactory.

44 samples of well water were taken for bacteriological examination. 13 samples were found to be satisfactory.

All persons using well water of doubtful quality were warned they must boil the water before it is used for domestic purposes.

Sewerage and Sewage Disposal

No. of cesspools constructed during the year 3

No. of cesspools abolished during the year Nil

Closet Accommodation

Total Number of houses in district
on 31st December, 1972 3,222

Number of houses with:-

(a) Privies Nil

(b) Pail Closets 5

(c) Water Closets 3,217

3 Pail Closets were abolished during the year.

Public Cleansing

The number of dustbins collected per week increased from 3,752 on the 1st January to 4,017 on the 31st December.

This increase in the work load together with a labour dispute early in the year caused some delays in the refuse collection service, the first disruption of a weekly service except for statutory and annual holidays, since 1962.

A new Seddon Collectomatic vehicle of 50 yards nominal capacity was delivered in December and was brought into use early in 1973. This vehicle is being used in addition to the Dennis Paxit vehicle.

The 5 cubic yard containers with hinged lids which are hired to large stores and hotels are proving very satisfactory and provide a hygienic method of storing and removing trade refuse.

Sanitary Inspections of the Area .

Total number of complaints received 44

Total number of premises at which
defects or nuisances were dealt with 41

20 informal notices were served under the Public Health Act, 1936. 17 notices were complied with.

5 Statutory Notices were served under the Public Health Act 1936. All the notices were complied with.

Agriculture (Safety, Health and Welfare Provisions) Act 1956

Total number of Farms and Smallholdings	36
" " " Horticultural premises	2
" " " Agricultural Properties	38
" " " visits made under the Act	43

The majority of Agricultural Premises are small and have no permanent employees, but casual labour is taken on as required.

Particulars of Inspections made

	<u>Number of Inspections</u>
Animal Keeping	4
Bakehouses	10
Dairies	46
Drainage Works	53
Dwelling-houses	2,129
Infectious Diseases Inquiries	12
Food Poisoning Inquiries	-
Food Premises	240
Offensive Trades	-
Refuse Collection and Disposal	245
Rodent Control	380
Schools	18
Shops and Offices	137
Slaughterhouses and Meat Inspection	206
Smoke Control	-
Verminous and Dirty Premises	36
Caravans, etc.,	1
Water Supplies	80
Factories and Workshops	97
Other Inspections	<u>457</u>
Total number of inspections	<u><u>4,151</u></u>

OFFICES, SHOPS AND RAILWAY PREMISES ACT, 1963

Class of Premises	Total No. on Reg.	No. of Inspections	Accidents reported	Contraventions		
				Found	Remedied	Outstanding 31.12.72
Offices	33	33	1	65	45	20
Retail Shops	56	52	2	131	90	41
Wholesale Shops, warehouses	1	1	-	1	1	-
Catering estab. open to the public, canteens.	10	10	1	20	16	4
Fuel Storage depots.	1	1	-	1	-	1
TOTALS	101	97	4	218	152	66

Caravan Sites and Control of Development Act, 1960

Number of site licences issued during the year.

- (a) Individual vans Nil
(b) More than 2 vans Nil

Verminous Premises

Particulars of action taken:-

Number of dwelling houses found infested 1
Number of houses disinfested 1

Pet Animals Act, 1951

There is one licensed pet shop. One inspection was made during the year.

Rag Flock and other Filling Materials Act, 1951

There are no premises within the area.

Common Lodging Houses

There are no common lodging houses within the area.

Prevention of Damage by Pests Act, 1949

A rodent operator is hired from the Ashby-de-la-Zouch Rural District Council for 8 hours per week.

No major infestations of rats have been found in the area for several years.

Private houses are treated free of charge, but a charge on a time and material basis is made for treating business properties.

The following table gives details of work carried out and visits made.

Properties

TYPE OF PROPERTY	
Non-Agricultural	Agricultural
1. (a) Total number of Properties (including nearby premises) inspected following notification.	74
(b) Number infested by:	
Rats	54
Mice	20
2. (a) Total number of properties inspected for rats and/or mice for reasons other than notification	-
(b) Number infested by:-	
Rats	-
Mice	-

Number of inspections by Public Health Inspectors	29(excl.sewers)
Number of inspections by Rodent Operator	222

Sewage Treatment

117 manholes on the main sewer system were baited with Warfarin poison in the late Spring. No takes were recorded which would suggest that the sewers are remarkably free from rodent infestation.

Swimming Baths and Pools open to the Public

Number in area:-

(a) Publicly owned - 1

(b) Privately owned - 1

Number of inspections - 7

Three samples of pool water were taken for bacteriological examination from Hood Park Swimming Pool. All were satisfactory.

Two samples of pool water were taken for bacteriological examination from the swimming pool at the Boys' Upper School. Both were satisfactory.

During the season the following persons attended the Hood Park Swimming Pool:-

Number of Child Bathers	15,693
Number of Adult Bathers	4,799
Number of Child Spectators	1,147
Number of Adult Spectators	2,893
School Children attending in organised classes	10,130

Civic Amenities Act, 1967

Two vehicles were abandoned in the area during the year and were collected and disposed of by the Council.

HOUSING

Houses completed during the year

Local Authority	-	36
Private Enterprise	-	128

Houses in course of erection at end of year

Local Authority	-	-
Private Enterprise	-	209

Total number of post-war houses
completed by Local Authority - 592

Total number of post-war houses
completed by private enterprise - 1,091

Total number of post war houses
completed - 1,683

Council House Management

The table below gives details of inspections and visits made to Council Houses during the year.

Visits regarding repairs	-	546
Visits regarding complaints from tenants	-	125
Visits to work in progress on new estates	-	39
Visits regarding painting contracts	-	146
Visits regarding miscellaneous contracts	-	158
Visits to applicants for Council Houses	-	29
Inspections of vacant Council Houses	-	30
Inspections of Gardens	-	129
Other Visits	-	374

Applicants for Council Houses

Total number of applicants for Council Houses at end of year	-	(incl. applicants from 123 Outside District)
Number of applications received for Council Houses during the year	-	65

The table below gives the number of persons on the housing list since the list was first prepared in 1960. The list does not include the applicants living outside the district.

	'60	'61	'62	'63	'64	'65	'66	'67	'68	'69	'70	'71	'72
Applications for Pensioners' Bungalows (Blackfordby Village)	-	-	2	3	3	4	4	3	2)	40	39	38	44
Applications for Pensioners' Bungalows (Castle Holywell & Ivanhoe Wards)	8	14	22	46	40	34	41	26	30)				
Applications for Council Houses (Blackfordby Village)	6	6	5	7	4	1	-	-	1)	59	62	49	52
Applications for Council Houses (Castle, Holywell & Ivanhoe Wards)	48	59	58	64	59	58	63	57	38)				
Total number of Applicants	62	79	87	120	106	97	108	86	71	99	101	87	96



	'60	'61	'62	'63	'64	'65	'66	'67	'68	'69	'70	'71	'72
Applications from Council House Tenants for an exchange of accommodation	-	-	-	-	31	29	36	27	24	35	38	41	41

Applications for Bungalows from Pensioners who are living in Council Houses which are too large for their needs	-	-	-	-	23	22	21	21	20	20	21	21	22
--	---	---	---	---	----	----	----	----	----	----	----	----	----

Housing Summary

Total number of houses occupied
in district (estimated) - 3,192

Total number of Council Houses
occupied in district - 713

Slum Clearance

The table below gives the progress made in the
clearance of unfit properties in the district since 1960.

	<u>Houses Demolished in Clearance Areas</u>	<u>Individual Unfit Houses Demolished</u>	<u>Houses Closed</u>	<u>Families Re-housed</u>
1960	-	24	4	47
1961	24	8	2	22
1962	20	8	2	19
1963	-	9	1	6
1964	-	4	4	9
1965	-	-	7	9
1966	-	1	11	5
1967	-	11	3	7
1968	14	3	4	12
1969	-	12	1	8
1970	-	1	1	2
1971	-	-	1	1
1972	-	-	5	5
	<u>58</u>	<u>81</u>	<u>46</u>	<u>152</u>

HOUSING ACT 1969

Standard Grants

Number of applications received from:-

1) Owner/occupiers	-	7
--------------------	---	---

2) Owners of rented properties	-	3
--------------------------------	---	---

Number of applications approved	-	10
---------------------------------	---	----

Number of applications refused	-	-
--------------------------------	---	---

Number of properties improved during the year	-	8
---	---	---

Number of amenities provided:-

Baths	-	6
-------	---	---

Wash-hand Basins	-	8
------------------	---	---

Hot water supplies	-	7
--------------------	---	---

W.C's.	-	8
--------	---	---

Sinks	-	-
-------	---	---

Discretionary Grants

Number of applications received from:-

1) Owner/occupiers	-	9
--------------------	---	---

2) Owners of rented properties	-	16
--------------------------------	---	----

Number of applications approved	-	15
---------------------------------	---	----

Number of applications refused	-	-
--------------------------------	---	---


Number of properties improved during the year	-	8
---	---	---

Qualification Certificates

No. of applications for Qualification Certificates	-	4
--	---	---

No. of provisional qualification certificates issued	-	3
--	---	---

No. of qualification certificates issued	-	1
--	---	---



INSPECTION AND SUPERVISION OF FOOD

Food and Drugs Act 1965 Section 16

Number of premises registered:-

(a) Manufacture and retail	-
(b) Manufacture only	4
(c) Retail only	21

14 premises were registered during the year for the storage and sale of ice cream.

4 premises were registered for the preparation of cooked meats etc.

56 visits were made to registered premises.

Biological Milk Samples

Number of routine samples taken from Producer/Retailers	3
Number of satisfactory samples	3
Number of samples having evidence of living Tubercule Bacilli	-
Number of samples having evidence Brucella Abortus	-

All samples were taken by the Leicestershire County Council.

Meat and Other Foods

Number of licensed Slaughterhouses in area	1
Number of animals slaughtered therein	3,656
Number of animals examined therein	3,656
Number of inspections of meat at time of slaughter	10% approx.
Number of knacker yards in area	Nil
Number of visits to knacker yards	Nil

Meat Stalls

Number of inspections	5
-----------------------	---

Meat Shops, Meat Stores, etc.

Number of inspections	10
-----------------------	----



MEAT AND FOOD INSPECTION

Carcasses Inspected and Condemned

	Cattle excluding Cows	Cows	Calves	Sheep and Lambs	Pigs
Number killed	892	-	1	530	2233
Number inspected	892	-	1	530	2233
<u>All diseases except Tuberculosis</u>					
Whole carcasses condemned	-	-	-	-	-
Carcasses of which some part or organ was condemned	164	-	1	33	586
Percentage of number inspected affected with diseases other than tuberculosis	18.4%	-	100%	6.2%	26.3%
<u>Tuberculosis only</u>					
Whole carcasses condemned	-	-	-	-	-
Carcasses of which some part or organ was condemned	-	-	-	2	-
Percentage of the number inspected affected with tuberculosis	-	-	-	0.34%	-
<u>Cysticercosis</u>					
Carcasses of which some part or organ was condemned	1	-	-	-	-
Carcasses submitted to treatment by refrigeration	1	-	-	-	-
Generalised and totally condemned	-	-	-	-	-
Estimated weight of carcasses and organs condemned - 3022 lbs.					

FOOD HYGIENE (GENERAL) REGULATIONS 1970

FOOD PREMISES

	Number in Area	Number of Visits to Premises
Distributors, Dairies & Milk Dealers	21	46
Grocers & General Food Shops	38	51
Butchers' Shops	5	10
Greengrocers' Shops	3	5
Fried Fish Shops	3	5
Wet Fish Shops	1	3
Licensed premises including Off- Licences	26	31
Bakeries	2	10
Cafes, Restaurants, Works Canteens	15	37
Works & School Canteens	11	17
Other Miscellaneous Premises	4	10
Total No. of inspections made		225

Number of informal notices served 50

Number of informal notices
Complied with 20

Number of informal notices
outstanding at
31st December, 1972 30

Number of formal notices served -

Poultry Inspection

There are no poultry processing premises within the district.

FACTORIES ACT 1961

PART I OF THE ACT

Inspections for purposes of provision as to health
(including inspections made by Public Health Inspectors)

	No. on Register	Inspection s	Written Notices
Factories in which sections 1,2,3,4, and 6 are to be enforced by Local Authorities	-	-	-
Factories not included in which section 7 is enforced by the Local Authority	55	78	18
Other premises in which section 7 is enforced by Local Authority (excluding outworkers' premises)	12	19	2
TOTAL	67	97	20

Cases in which Defects were found

Sanitary Conveniences (3,7)

	<u>Found</u>	<u>Remedied</u>
(a) Insufficient	1	-
(b) Unsuitable or Defective	19	13
TOTAL	<u>20</u>	<u>13</u>

PART VIII OF THE ACT

OUTWORKERS

Nature of Work	Section 133			Section 134		
	No. of Outworkers in August list req. by Section 133 (1)(C)	No. of cases of default in sending lists to the Council	No. of prosecutions for failure to supply lists	No. of instances of work in unwholesome premises	Notices Served	Prosecutions
Making Wearing Apparel	3	Nil	Nil	Nil	Nil	Nil

Prepared and printed in the

Offices of the

Ashby-de-la-Zouch Urban District Council



