

[Report 1969] / Medical Officer of Health, Fowey Port Health Authority.

Contributors

Fowey (England). Port Health Authority.

Publication/Creation

1969

Persistent URL

<https://wellcomecollection.org/works/cwqux9ks>

License and attribution

You have permission to make copies of this work under a Creative Commons, Attribution license.

This licence permits unrestricted use, distribution, and reproduction in any medium, provided the original author and source are credited. See the Legal Code for further information.

Image source should be attributed as specified in the full catalogue record. If no source is given the image should be attributed to Wellcome Collection.



Wellcome Collection
183 Euston Road
London NW1 2BE UK
T +44 (0)20 7611 8722
E library@wellcomecollection.org
<https://wellcomecollection.org>

The Distribution of Ships inspected was:-

XXXXXXXXXXXXXXXXXXXX

PAR & CHARLESTON

HEALTH
18 MAR '70
F.O. 2

(387221 N.R.T's).
(479507 N.R.T's).

When compared with the figures for 1969 shows:-

XXXXX 2451
2327

1. At Fowey and Looe a decrease of 5 ships, but an increase of 24,037 N.R.T's.
 2. At Par and Charlestown an increase of 139 ships and 27,434 N.R.T's.
- 12th March, 1970.

The floating population of the ships inspected was made up as

The Minister of Health,
The Ministry of Health,
Alexander Fleming House,
Elephant & Castle,
London, S.E. 1.

21,012
(remaining on board) 529
Passengers (landing) 6
Passengers (unboarding) 6
Stow-a-ways.

Sir,

I have the honour to submit my Report as M.O.H., of the Fowey Port Health Authority for the year ending December 31st, 1969.

SECTION 1. STAFF.


There has been no change in Staff, two Inspectors being employed.

SECTION II.

Amount of Shipping entering District during year.

T A B L E "B".

Ships from:	Number.	Tonnage.	Number Inspected.		No. Reported
			By	By Sanitary	Having or having
			M.O.H. Inspector.	Inspector.	had infectious
					disease on Board.
<hr/>					
<u>FOREIGN.</u>					
Steam.	7	12,605	-	7	-
Motor.	752	308,134	2	752	-
<hr/>					
	759	320,739	2	759	-
<hr/>					
<u>COASTWISE.</u>					
Steam.	3	2,925	1	3	-
Motor.	1860	523,454	9	1860	-
<hr/>					
	1863	526,379	10	1863	-
<hr/>					
<u>TOTAL.</u>	2622	847,118	12	2622	-



XXXXXXXXXXXXXX

XXXX 2431
2327

184270

12th March, 1935.

The Minister of Health,
The Ministry of Health,
Alexander Fleming House,
Elephant & Castle,
London, S.W. 3.

Sir,

I have the honour to submit my Report as M.O.H. of the Fowey
Port Health Authority for the year ending December 31st, 1934.

SECTION I. STAFF.

There has been no change in staff, two inspectors being employed.

SECTION II.

Amount of Shipping entering District during year.

T A B L E "A".

Ships from: Number. Tonnage. Number Inspected. No. Reported By Sanitary Having or having M.O.H. Inspector. had infectious disease on board.					
<u>COASTWISE.</u>					
Motor.	733	308,134	2	733	-
Steam.	7	12,805	-	7	-
<u>ESTUARINE.</u>					
Motor.	1660	325,404	2	1660	-
Steam.	3	2,925	1	3	-
<u>TOTAL.</u>				3622	-

The Distribution of Ships inspected was:-

FOWEY & LOOE 535 ships. (367221 N.R.T's).
PAR & CHARLESTOWN 2087 ships. (479897 N.R.T's).

When compared with the figures for 1968 this shows:-

1. At Fowey and Looe a decrease of 5 ships, but an increase of 24,037 N.R.T's.
2. At Par and Charlestown an increase of 138 ships and 27,454 N.R.T's.

The floating population of the ships inspected was made up as follows:-

Members of crews.	21,012
Passengers (remaining on board)	520
Passengers (landing)	6
Passengers (embarking)	6
Stow-a-ways.	-
	<hr/> 21,544 <hr/>

SECTION III
Character of shipping and Trade during Year.

T A B L E "C"

PASSENGER TRAFFIC:-

Inwards	6
Outwards	6
Remaining on board	520

CARGO TRAFFIC:-

Principal Imports - Coal, Timber, Cement, Quartz and Oil.

Principal Exports - China Clay and Allied Products.

Principal Ports from which ships arrive - European, Baltic, Scandinavian
Middle and Near East.

SECTION IV.

Inland barge traffic - NIL.

SECTION V.

WATER SUPPLY - No Change.

SECTION VI.

PUBLIC HEALTH (SHIPS) REGULATIONS 1966.

No Change.

The Distribution of Ships inspected was:-

353 ships.	POWELL & COY
2087 ships.	PAR & CHARLESTOWN
(387221 N.R.T's.)	
(473887 N.R.T's.)	

When compared with the figures for 1968 this shows:-

1. At Powell and Coys a decrease of 5 ships, but an increase of 24,087 N.R.T's.
2. At Par and Charlestown an increase of 138 ships and 27,454 N.R.T's.

The floating population of the ships inspected was made up as follows:-

21,012	Members of crews.
220	Passengers (remaining on board)
8	Passengers (landing)
0	Passengers (embarking)
-	Stow-a-ways.
<u>21,240</u>	

SECTION III Character of shipping and trade during Year.

TABLE "C"

PASSENGER TRAFFIC:-

6	Inwards
0	Outwards
220	Remaining on board

CARGO TRAFFIC:-

Principal Imports - Coal, Timber, Cement, Quartz and Oil.
Principal Exports - China Clay and Allied Products.
Principal Ports from which ships arrive - European, Baltic, Scandinavian, Middle and Near East.

SECTION IV.

Inland barge traffic - Nil.

SECTION V.

WATER SUPPLY - No Change.

SECTION VI.

PUBLIC HEALTH (SHIPS) REGULATIONS 1968.

No Change.

SECTION VII.

SMALLPOX: Previous arrangements remain in force. Primary and re-vaccinations were carried out whenever necessary.

SECTION VIII.

Venereal Disease.

There has been no change in the arrangements of previous years.

SECTION X.

OBSERVATIONS ON MALARIA IN SHIPS - **NIL.**

SECTION XI.

PLAGUE IN SHIPS - **NIL.**

SECTION XII.

RODENTS IN SHIPS FROM FOREIGN PORTS:-

T A B L E "E"

There have been no rats discovered on ships during this year.

Rodent control over the Harbour installations has been well maintained. Methods of control remain the same as in previous years.

T A B L E "F".

191 Deratting Exemption Certificates were issued.

SECTION XIII.

T A B L E "G".

INSPECTIONS AND NOTICES.

Nature and No. of Inspections.		Notices Served.		Result of Serving Notices.
		Statutory Notices.	Other Notices.	
BRITISH.	370	-	8	Work completed in Port or Owners informed.
OTHER NATIONALITIES.	2252	-	49	

SECTION VII.

SMALLPOX: Previous arrangements remain in force. Primary and re-vaccinations were carried out whenever necessary.

SECTION VIII.

Veneral Disease.

There has been no change in the arrangements of previous years.

SECTION X.

OBSERVATIONS ON MALARIA IN SHIPS - NIL.

SECTION XI.

PLAGUE IN SHIPS - NIL.

SECTION XII.

RODENTS IN SHIPS FROM FOREIGN PORTS:-

T A B L E "E"

There have been no rats discovered on ships during this year. Rodent control over the Harbour installations has been well maintained. Methods of control remain the same as in previous years.

T A B L E "F"

191 De-rating Exemption Certificates were issued.

SECTION XIII.

T A B L E "G"

INSPECTIONS AND NOTICES.

Nature and No. of Inspections.		Notices Served.		Result of Serving Notices.	
		Statutory Notices.	Other Notices.	Work completed in Port or Owners informed.	
BRITISH.		370	-	8	
OTHER NATIONALITIES.		2282	-	49	

SECTION XIV.

PUBLIC HEALTH (SHELL-FISH) REGULATIONS 1934 and 1948:-

There is no shell-fishing industry in the Port Health Area.

SECTION XV.

No change.

SECTION XVI.

MISCELLANEOUS.

Regular samples of water as supplied to ships at Fowey, Par and Charlestown were submitted for laboratory analysis and all were found satisfactory.

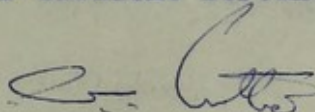
Two British ships entering Fowey were reported from their previous ports of call to have unsatisfactory drinking water on board and were referred to us for action and further checking.

The year was again a record one for working in the Port area. The number of ships inspected shows an increase of 133 when compared with 1968, setting a new record total of 2622. Exports of china clay and allied products were 1,875,940 tons, again a new record, and an increase of 137,329 tons on the figures for the preceding year.

The shipping activity in the Port Authority area and the tonnage exported continue to prolong the same upward trend of the past years. The extensive improvements to Fowey docks are proceeding well and are almost up to schedule. When these are complete both the number and size of the ships using Fowey will undoubtedly increase further and it now seems likely that a total export figure of three million tons will be reached by the late 1970's.

I am Sir,

Your obedient servant,



A. M. LUTHER.

PORT MEDICAL OFFICER OF HEALTH.

SECTION XIV.

PUBLIC HEALTH (SMELL-TYSH) REGULATIONS 1934 and 1948:-

There is no shell-fishing industry in the Port Health Area.

SECTION XV.

No change.

SECTION XVI.

MISCELLANEOUS.

Regular samples of water as supplied to ships at Fowey, Port and Charlestown were submitted for laboratory analysis and all were found satisfactory.

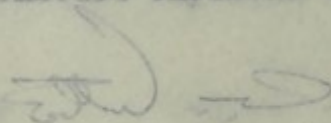
Two British ships entering Fowey were reported from their previous ports of call to have unsatisfactory drinking water on board and were referred to us for action and further checking.

The year was again a record one for working in the Port area. The number of ships inspected shows an increase of 133 when compared with 1968, setting a new record total of 2623. Reports of ships ely and allied products were 1,375, 949 tons, again a new record, and an increase of 137,322 tons on the figures for the preceding year.

The shipping activity in the Port Authority area and the tonnage exported continue to follow the same upward trend of the past years. The extensive improvements to Fowey docks are proceeding well and are almost up to schedule. When these are complete both the number and size of the ships using Fowey will undoubtedly increase further and it now seems likely that a total export figure of three million tons will be reached by the late 1970's.

I am Sir,

Your obedient servant,



A. M. LUTHER.

PORT MEDICAL OFFICER OF HEALTH.