

[Report 1970] / Medical Officer of Health, Ely U.D.C.

Contributors

Ely (England). Urban District Council.

Publication/Creation

1970

Persistent URL

<https://wellcomecollection.org/works/gbaucnv3>

License and attribution

You have permission to make copies of this work under a Creative Commons, Attribution license.

This licence permits unrestricted use, distribution, and reproduction in any medium, provided the original author and source are credited. See the Legal Code for further information.

Image source should be attributed as specified in the full catalogue record. If no source is given the image should be attributed to Wellcome Collection.



Wellcome Collection
183 Euston Road
London NW1 2BE UK
T +44 (0)20 7611 8722
E library@wellcomecollection.org
<https://wellcomecollection.org>

61

ELY URBAN DISTRICT COUNCIL

in the
Administrative County of Cambridgeshire
and Isle of Ely

A N N U A L R E P O R T

of the


MEDICAL OFFICER OF HEALTH

Including the
Report of the Chief Public Health Inspector
for
1970

B.W.M. MACARTNEY
B.M., B.Ch., D.P.H., D.C.H.
Medical Officer of Health
Ely Urban District Council

Shire Hall
Cambridge

Tel. No. Cambridge 58811



ELY URBAN DISTRICT COUNCIL

in the

Administrative County of Cambridgeshire

and Isle of Ely

A N N U A L R E P O R T

of the

MEDICAL OFFICER OF HEALTH

Including the

Report of the Chief Public Health Inspector

for

1970

B.W.M. MACARTNEY
B.M., B.Ch., D.P.H., D.C.H.
Medical Officer of Health
Ely Urban District Council

Shire Hall
Cambridge

Tel. No. Cambridge 58811

ELY URBAN DISTRICT COUNCIL

is the

Administrative County of Cambridgeshire

and date of Ely

ANNUAL REPORT

of the

MEDICAL OFFICER OF HEALTH

Including the

Report of the Chief Public Health Inspector

for

1970

E. W. M. MACARTNEY
D.M., F.Ch., D.P.H., O.C.H.
Medical Officer of Health
Ely Urban District Council

Shire Hall
Cambridge

Tel. No. Cambridge 28811

GENERAL STATISTICAL AND SOCIAL CONDITIONS

Area	14,659 acres
Rateable value to 31.3.70	£481,866
Penny rate for 1969 - 70	£1,856
Estimated number of inhabited dwellings (1.4.70)	3,338
Estimated mid-year population	10,030

MEMBERS OF THE COUNCIL

- *Col. J.G.A. Beckett, O.B.E., T.D., D.L., M.A. (Chairman of the Council)
- *S.E. Cornwell, J.P.
- *M.F. Evans
- *G.W. Groom
- *H.R. Halls (Vice Chairman of the Council)
- *H.F. Harding (Chairman of the Health and Housing Committee)
- *Mrs F. Oakey
- *A. Pope
- *W.A.T. Rayment
- E. Rouse
- *M.H. Rouse
- *S.J. Theobald
- F.J. Tucker, J.P.
- Mrs E.M. Vineth-Williams
- *J.C. Willson

*Members of the Health and Housing Committee

STAFF

Medical Officer of Health	B.W.M. Macartney, B.A., B.M., B.Ch., D.P.H., D.C.H., D. (Obst.), R.C.O.G.
Chief Public Health Inspector	J.W. Bryan, M.R.S.H., M.A.P.H.I.
Additional Public Health Inspector	C.R. Overall, M.A.P.H.I.
Clerk/Typist	Mrs P.M. Turner

Vital Statistics

The figures given for 1969 are and little comment is called for.

The population of the City of Exeter has remained virtually static for the last six years.

The number of births and the sex ratio have remained the same as those for 1969.

The number of deaths and the death rate are diminished.

The number of deaths in the age groups 15 to 24 and 25 to 34 years are halved and this is probably reflected in the considerable reduction in the number of deaths from infectious heart disease to 24 (32 in 1969). Nevertheless the overall trend over the last 3 years is still an increasing number of deaths from this group of our ageing and ill.

With an increasing underpinning of the factors causing death, we now appreciate the significant part that can be played by over-eating. This is particularly important in aged and ill people and in the very young, and indeed hypothyroidism (over-eating) was mentioned as a contributory factor in the deaths of an aged person of 80 and in a baby of 3 days. People with aged relatives or young babies, as well as doctors and nurses, should be aware of the danger.

GENERAL STATISTICAL AND SOCIAL CONDITIONS

Area	Estimated mid-year population
Historic value to 11.7.70	Estimated number of inhabited dwellings (1.4.70)
Penny rate for 1969 - 70	10,070
	7,778
	11,070
	14,070 acres

MEMBERS OF THE COUNCIL

- *Col. J. G. A. Beckett, O.B.E., V.O., D.L., M.A. (Chairman of the Council)
- *E. Cornwell, D.T.
- *W. F. Evans
- *O. W. Groom
- *R. H. Hall (Vice Chairman of the Council)
- *R. F. Harding (Chairman of the Health and Housing Committee)
- *Mrs. T. Gakey
- *A. Pope
- *W. A. T. Hayward
- E. House
- *W. H. House
- *E. L. Theobald
- F. J. Fisher, J.P.
- *Mrs. E. M. Viner-Williams
- *J. C. Wilson

*Members of the Health and Housing Committee

STAFF

- Medical Officer of Health: R. W. M. Macartney, B.A., B.M., B.Ch., D.P.H., D.C.H., D.(Opat.), R.C.O.G.
- Chief Public Health Inspector: J. W. Ryan, M.B.S.H., M.A.P.H.I.
- Additional Public Health Inspector: C. R. Overall, M.A.P.H.I.
- Clark/Typist: Mrs. F. M. Turner

To the Chairman and Members of the
Ely Urban District Council

Ladies and Gentlemen,

By the time the necessary information was available to enable me to write this report, the Government had already published its general proposals for the reorganisation of both Local Government and the National Health Service. The implications of these proposals are so important that some comment is called for. It is the stated intention of the Government to carry through this reorganisation in time for the new Authorities to assume responsibility on 1 April 1974.

Unfortunately it seems to have become the policy in recent years to invite consultation and discussion on the basis of proposals that are so broad as to give very little, if any, idea of the practical effect they will have on the service, followed by very little genuine discussion when the details are revealed. The White Paper on the Reorganisation of Local Government, is a good example as it gives little information as to the Government's real intention for the allocation of responsibility to County and District Councils.

The Government proposals for the reorganisation of the National Health Service are even less informative. The claim is made that the object of the exercise is to unite the three parts of the National Health Service - Hospital, General Practitioner and Local Authority Health Services, but the proposals would seem to indicate that both the teaching hospitals and the family doctors will still retain a considerable degree of independence, from the Area Health Authority. This leaves the Local Authority personal health services to be absorbed by an administration that is primarily hospital orientated. An attitude of mind that gives first place to the treatment of disease is not conducive to a proper appreciation of the benefits to both the individual and the community of preventing it.

It would seem that the new District Councils will not have the services of a District Medical Officer of Health. I look forward with interest to seeing how the Government proposes to ensure that the District Councils continue to receive the medical advice that they may need, as well as the advice for which they may ask.

We will all be glad when the already too long prolonged period of uncertainty is ended and we can get down to the practical exercise of making the new system work for the benefit of the people whom we serve, I trust that the Government will do us the bare justice of recognising that, at least, we mean well, and have the wits to cash in on the considerable body of goodwill that still exists, in spite of the enervating effect of their policy of conducting long delayed consultations with indecent haste.

Vital Statistics

The figures speak for themselves and little comment is called for.

The population of the City of Ely has remained virtually static for the last six years.

The number of births and the birth rate have remained the same as those for 1969.

The number of deaths and the death rate are diminished.

The number of deaths in the age groups 35 to 44 and 45 to 54 years are halved and this is probably reflected in the considerable reduction in the number of deaths from Ischaemic heart disease to 38 (52 in 1969). Nevertheless the overall trend over the last 4 years is still an increasing number of deaths from this plague of our society and time.

With an increasing understanding of the factors causing death, we now appreciate the significant part that can be played by over-cooling. This is particularly important in aged and ill people and in the very young, and indeed hypothermia (over-cooling) was mentioned as a causative factor in the deaths of an aged person of 80 and in a baby of 4 days. People with aged relatives or young babies, as well as doctors and nurses, should be aware of the danger.

Infectious Disease

There was a marked reduction in the number of cases of measles notified during 1970, from 164 in 1967, 111 in 1968, 94 in 1969 to 9 in 1970. Such an incidence is atypical of the 'normal' biennial periodicity, nor is it likely to be due to measles vaccination, which in any case got off to a bad start in 1969. The trend may possibly reflect the rather static population of the City and a population structure with fewer young children than obtains in other parts of England and Wales.

There is now no need for the incidence of measles to increase. There is an effective single dose vaccine available and I hope that an increasing number of parents will ensure that their children are protected. Although measles is a milder infection than it used to be, there is still a serious complication rate of 1:1000 and in these cases 20% die.

Recent cases of diphtheria, in other Districts, with a few deaths underline the importance of maintaining the immune state of individuals and so of the community. It is as sensible to ignore the immunisation facilities that are freely available for all children to protect them from diphtheria, whooping cough, tetanus (lockjaw), poliomyelitis, measles and tuberculosis as it is to drink lowland river water, which is after all only dilute treated sewage, in preference to the wholesome water provided by the water boards; in fact the latter course is probably the more sensible.

Environment

The Chief Public Health Inspector reports upon environmental health matters that are under his control. It will be noted that he and the Assistant Public Health Inspector are responsible for the surveillance of some 126 premises registered for food handling, the examination of all meat slaughtered in the District and the inspection of housing, in addition to duties under a number of other Acts.

I am required to observe that the Ely, Mildenhall and Newmarket Water Board provides the District with an adequate and wholesome water supply.

I am indebted to Mr. Stroud, the Engineer and Surveyor to the Urban District Council for information on the Council's service for refuse and sewage collection, treatment and disposal.

During 1970 the new extended aeration treatment plant for Prickwillow was brought into operation, allowing two old and unsatisfactory plants to be removed from service. A sewerage scheme for Adelaide was also brought into use bringing sewage to the main works for treatment. Mechanical screen raking equipment has been successfully installed at the main treatment works.

Work study investigations have been carried out on the Council's refuse collection service and a report is to be received in 1971. It is hoped that the back door skip collection system will be replaced by plastic containers. Investigations are also proceeding with regard to methods of refuse disposal.

At the time of writing this report we know that it is the Government's intention to make refuse disposal a responsibility of the new County Councils, but it is certainly wise for the members of this Council to give this thought to the future, so as to benefit the people of the District by passing on a first class service when the time comes.

I would like to record my thanks to Mr. Bryan and to Mr. Overall and to the other members of staff of the Department for their contribution towards safeguarding the public health. My thanks are also due to other colleagues on the staff of the Council for their ready help whenever I have asked for it, and to the Chairman and Members of the Health and Housing Committee and of the Council for their help and interest.

I am, Ladies and Gentlemen,

Your obedient Servant,

B.W.M. Macartney

VITAL STATISTICS FOR THE YEAR

(The mid-year home population is used
for the statistical calculations)

<u>Live Births</u>	<u>Male</u>	<u>Female</u>	<u>Total</u>
Legitimate	56	59	115
Illegitimate	3	2	5
	<u>59</u>	<u>61</u>	<u>120</u>

Birth rate per thousand estimated population	12.0
Birth rate corrected by comparability factor(0.97)	11.6
Birth rate per thousand population (England and Wales)	16.0

<u>Still Births</u>	<u>Male</u>	<u>Female</u>	<u>Total</u>
Legitimate	-	1	1
Illegitimate	-	-	-
	<u>-</u>	<u>1</u>	<u>1</u>

Rate per thousand live and still births	8.3
Rate per thousand live and still births (England and Wales)	13.0

<u>Deaths</u>	<u>Male</u>	<u>Female</u>	<u>Total</u>
	62	77	139

Death rate per thousand estimated population	13.9
Death rate corrected by comparability factor(0.69)	9.6
Death rate per thousand population (England and Wales)	11.7

Infant Mortality Deaths of infants under one year of age

	<u>Male</u>	<u>Female</u>	<u>Total</u>
Legitimate	1(1)	-	1(1)
Illegitimate	-	-	-

(Deaths under 4 weeks of age are shown in brackets)

Infant Mortality rate (Infant deaths under one year per thousand live births)	8.3
Infant Mortality rate (England and Wales)	18.0
Neonatal Mortality rate (Infant deaths under four weeks per thousand live births)	8.3
Early Neonatal Mortality rate (Infant deaths under one week per thousand live births)	Nil
Perinatal Mortality rate (Still births and deaths under one week combined per thousand live and still births)	8.3
Legitimate Infant Mortality rate per thousand legitimate live births	8.7
Illegitimate Infant Mortality rate per thousand illegitimate live births	Nil
Illegitimate live births per cent of total live births	4.2%
Maternal deaths (Deaths ascribed to pregnancy, childbirth and abortion)	Nil
Maternal Mortality rate per thousand live and still births	Nil
Deaths from Cancer (all ages)	10 (32)
Ischaemic Heart Disease	38 (52)

(1969 figures in brackets)

TABLE CLASSIFYING DEATHS UNDER AGE GROUPS

	Male	Female	Total
Under 4 weeks	1	1	1
4 weeks and under 1 year	-	-	-
1 year and under 5 years	-	-	-
5 years and under 15 years	-	-	-
15 years and under 25 years	-	-	-
25 years and under 35 years	-	-	-
35 years and under 45 years	2	1	3
45 years and under 55 years	4	1	5
55 years and under 65 years	4	8	12
65 years and under 75 years	19	11	30
75 years and over	32	56	88
Total	62	77	139

CASES OF INFECTIOUS DISEASE NOTIFIED DURING 1970

Age in Years	Infective Hepatitis	Measles	Scarlet Fever	Sonne Dysentery	Tuberculosis		Whooping Cough	Total
					Pulmonary	Other		
Under 1 year		1					1	2
1 -							2	2
2 - 4		4					2	6
5 - 9		3	1				5	9
10 - 14		1						1
15 - 24	1							1
25 - 44				1		1		2
45 - 64	1							1
65 and over					1			1
Age Unknown								
Totals	2	9	1	1	1	1	10	25

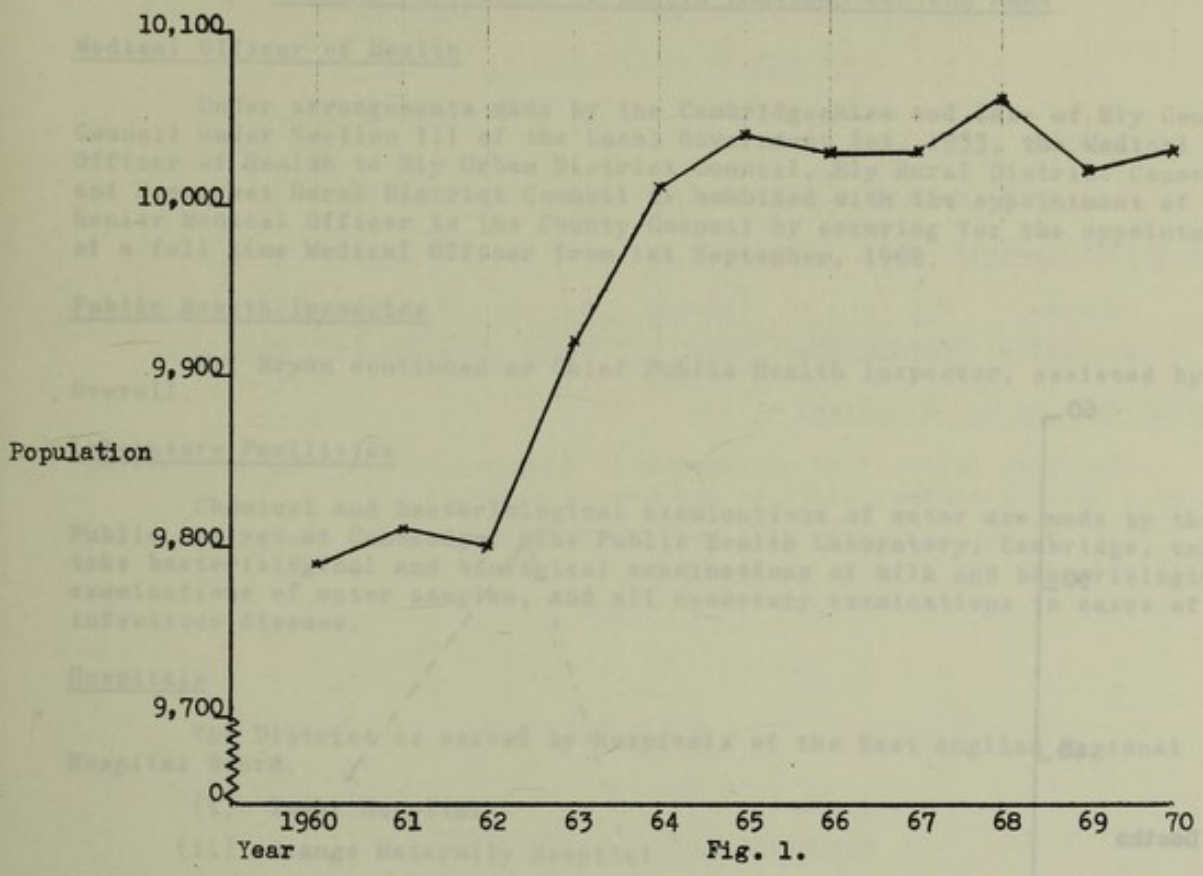


Fig. 1.

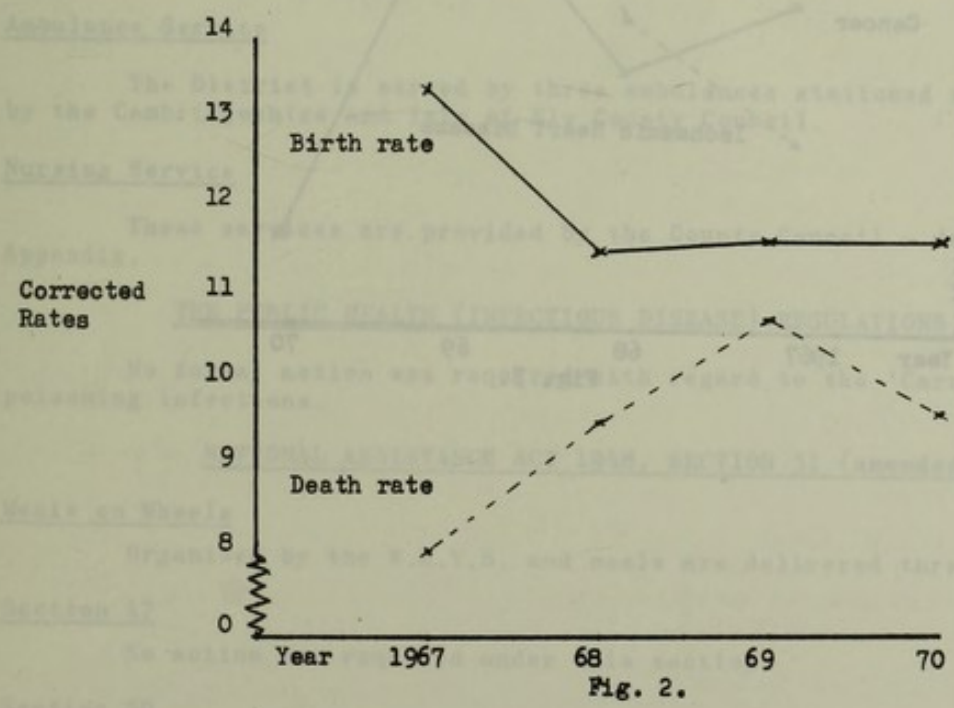


Fig. 2.

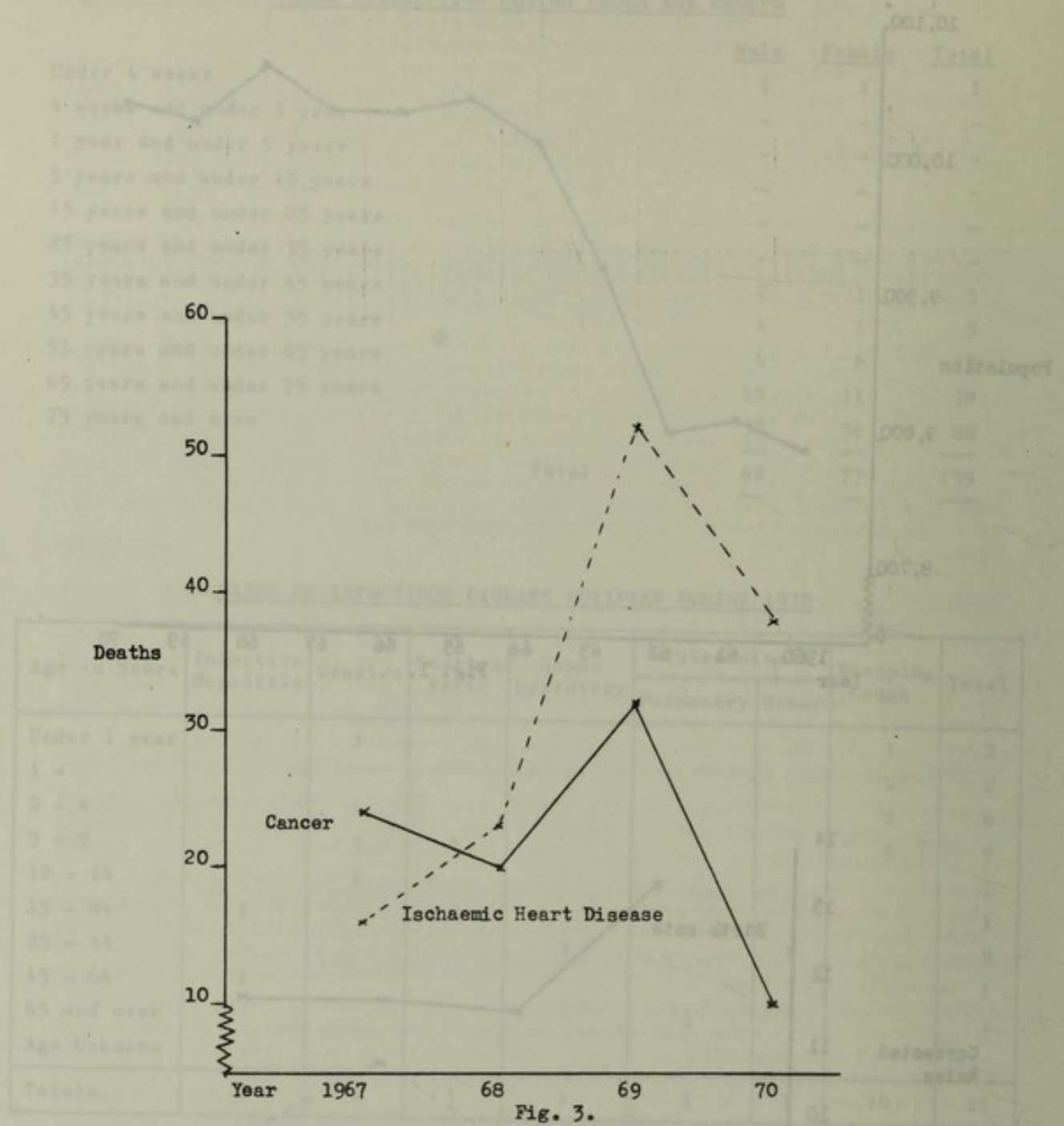


Fig. 3.

GENERAL PROVISIONS OF HEALTH SERVICES FOR THE AREAMedical Officer of Health

Under arrangements made by the Cambridgeshire and Isle of Ely County Council under Section 111 of the Local Government Act, 1933, the Medical Officer of Health to Ely Urban District Council, Ely Rural District Council and Newmarket Rural District Council is combined with the appointment of Senior Medical Officer to the County Council by securing for the appointment of a full time Medical Officer from 1st September, 1968.

Public Health Inspector

Mr. Bryan continued as Chief Public Health Inspector, assisted by Mr. Overall.

Laboratory Facilities

Chemical and bacteriological examinations of water are made by the Public Analyst at Cambridge. The Public Health Laboratory, Cambridge, undertake bacteriological and biological examinations of milk and bacteriological examinations of water samples, and all necessary examinations in cases of infectious disease.

Hospitals

The District is served by hospitals of the East Anglian Regional Hospital Board.

- (i) Tower Hospital
- (ii) Grange Maternity Hospital

Cases of infectious disease requiring hospital treatment are sent to Cambridge City Isolation Hospital.

The people of this District are very fortunate in having available the extensive and willing services of the R.A.F. Hospital.

Ambulance Service

The District is served by three ambulances stationed at Ely, operated by the Cambridgeshire and Isle of Ely County Council.

Nursing Service

These services are provided by the County Council - details in Appendix.

THE PUBLIC HEALTH (INFECTIOUS DISEASE) REGULATIONS 1953

No formal action was required with regard to the 'Carriers' of food poisoning infections.

NATIONAL ASSISTANCE ACT 1948, SECTION 31 (amended)Meals on Wheels

Organised by the W.R.V.S. and meals are delivered three times a week.

Section 47

No action was required under this section.

Section 50

Action was required under this section in one case.

NURSING SERVICES FOR ELY URBAN DISTRICT

PROVIDED BY COUNTY COUNCIL

Ante Natal Care

Ante natal care is provided by general practitioners.

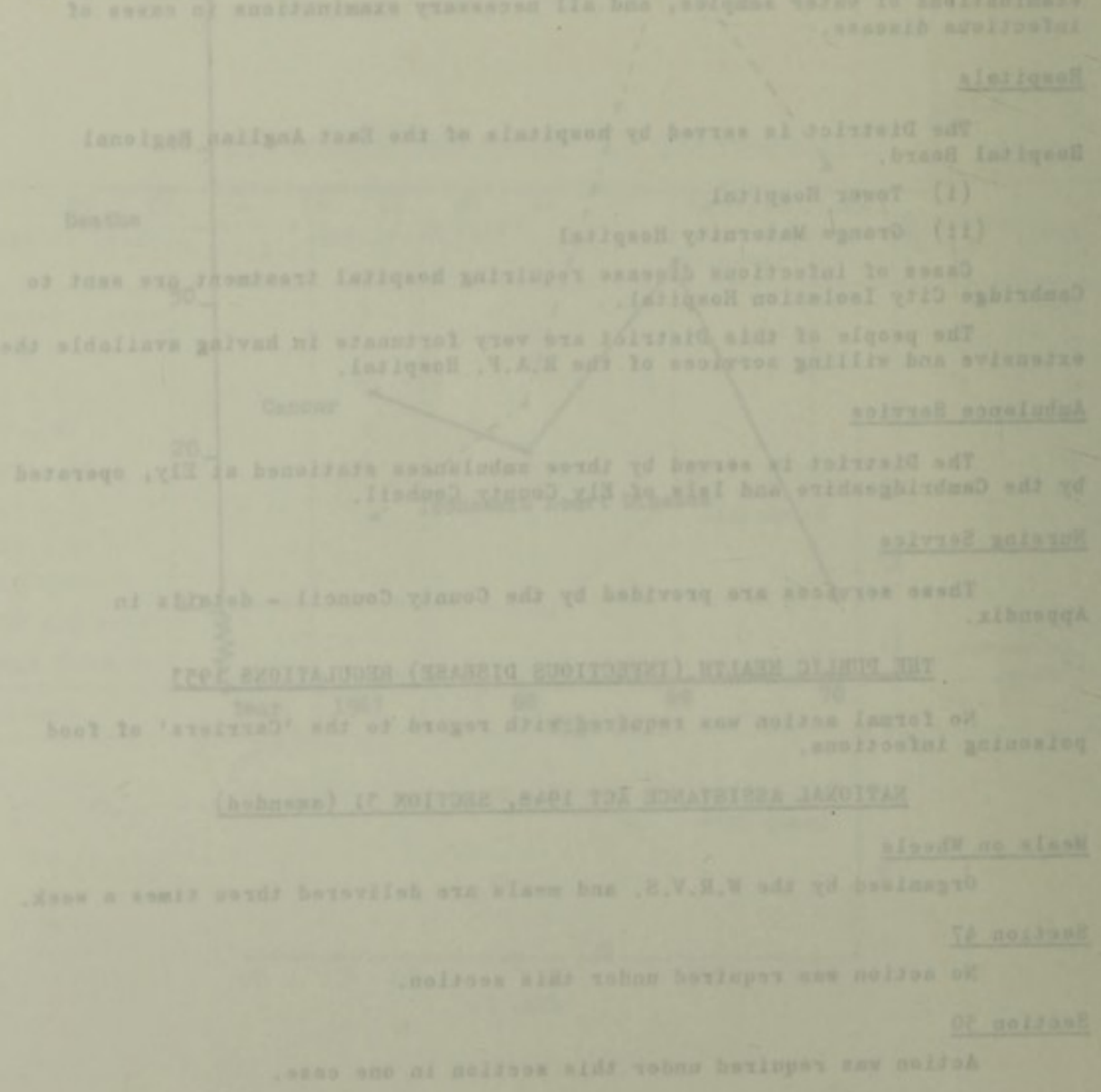
Child Health Centres

Thursday	Ely	Weekly	St. Mary's Clinic	2.00 p.m.
Wednesday	Prickwillow	2nd	Women's Institute	2.30 p.m.

District Nursing and Midwifery

Ely Urban District is now served in conjunction with the surrounding area by a team of nurses, midwives and health visitors.

This is the new pattern of service designed to meet the changing needs of both patients and staff.



(a) Number of houses which on inspection were considered to be unfit for human habitation or in a condition prejudicial to health or safety or the amenity of the neighbourhood. (170)

(b) Number of preliminary notices served. (7)

(c) Number of notices served under the Housing Act, 1957. (11)

(d) The serving of notices requiring the execution of works. (11)

(e) The making of demolition orders. (2)

(f) The making of closing orders. (2)

(g) The making of closing orders on part of a building. (11)

(h) Voluntary undertakings not to refer to the Council when required. (6)

(i) Demolition orders substituted by a closing order. (1)

(j) Closing orders substituted by demolition orders. (1)

(k) Number of formal notices served requiring execution of works. (11)

(l) Number of houses demolished. (10)

(m) Number of houses closed. (2)

(n) Part of buildings closed. (1)

(o) Persons displaced. (2)

(p) Families displaced. (2)

(q) Number of houses closed. (2)

(r) Number of formal notices served. (1)

(s) Improvement grants paid. (11)

R E P O R T
of the
CHIEF PUBLIC HEALTH INSPECTOR
for
1970

(Discretionary) - 1

(Standard) - 1

General houses improved by aid of grant - 111

(a) A special report was made on 3 houses and a Clearance Area declared and a Clearance Order made. The Council also made arrangements for public housing. The Minister confirmed the order without modification. (1)

The first clearance order was made on 12th October 1969 under the Housing Act and reviewed and this was increased to cover 100 and a programme dealing with these areas. The Minister made arrangements for dealing with these areas. (11)

There has been a considerable increase in the number of applications for clearance orders. (11)

J.W. Bryan, M.R.S.H., M.A.P.H.I.
Department of Public Health,
Urban Council Offices,
Ely, Cambs.

Tel.No. Ely 3311/2/3

(b) The Council has been advised by the Chief Public Health Inspector that the Council should consider the possibility of providing a common room and kitchen for the houses provided by converting a building of residential interest. In preparation for meeting the Council for 18th October and 2nd November lists for aid persons.

1. HOUSING

(a) Number of houses which on inspection were considered to be unfit for human habitation or in a condition prejudicial to health	170
(b) Number of preliminary notices served	3
(c) Number of reports made to the local authority with a view to:-	
(i) The serving of notices requiring the execution of works	NIL
(ii) The making of demolition orders	2
(iii) The making of closing orders	2
(iv) The making of closing orders on part of a building	NIL
(v) Voluntary undertakings not to relet and to demolish when required	6
(vi) Demolition order substituted by a closing order	1
(vii) Closing order substituted by demolition order	1
(d) Number of formal notices served requiring execution of works .	NIL
(e) Number of houses demolished	10
Number of houses closed	2
Part of building closed	NIL
Persons displaced	21
Families displaced	7
(f) Number of houses made fit	3
(g) Number of formal notices served under the Public Health Act 1936	1
(h) Inspection referring to Certificate of Disrepair	NIL
(i) Improvement Grants made. (Financial year to 31st March 1971)	
(Discretionary) = 1	£400
(Standard) = 4	£776
Total	<u>£1176</u>

Council houses improved by aid of grant = NIL

A special report was made on 5 houses and a Clearance Area declared and a Clearance Order made. All the owners objected and there was a public enquiry. The Minister confirmed the order without modification.

The list of premises where action is contemplated under the Housing Acts was reviewed and this was increased to cover some 170 and a programme dealing with these over the next four years was approved.

There has been a considerable increase this year in the number of applications and enquiries for improvement grants and standard grants.

New Dwellings

92 houses, 1 flat and 4 bungalows were built by private enterprise during the year.

The Council built 23 flats and 6 bungalows for old persons. These were all centrally heated from one source. This was a warden controlled scheme, the first of it's kind to be implemented by the Council, the wardens accommodation, a common room and visitors bedroom being provided by converting a building of architectural interest. In preparation is another scheme for 18 two bedroom and 5 one bedroom flats for old persons.

2. FOOD(a) Premises

- (i) Seventeen premises are registered for the preparation of sausages and preserved food.
- (ii) Fifty-eight premises are registered for storage and sale of ice-cream. There is no ice-cream manufactured for sale in the area.
- (iii) The following are food handling premises in the area:-

Bakehouses	3
Brewery	-
Butchers	10
Cafes & Restaurants	12
Chemists	4
Clubs	10
Confectioners	12
Dairy	2
Fish & Chip shops	5
Greengrocers	5
Grocers & General Stores	22
Hospitals & Homes	6
Off Licences	2
Public Houses	18
Slaughterhouses	1
School Kitchens	4
Supermarkets	2
Vegetable Washing	1
Wet Fish Shops	1
Wholesale Warehouses	2
Works Canteens	4

(b) Prosecutions

Three prosecutions were initiated during the year.

- (i) Bread - not of the substance demanded - absolute discharge on a plea of guilty and no award for costs.
- (ii) Mouldy loaf of bread - fine £10 with £10.50 costs.
- (iii) Dirty milk bottle - fine £20 with £8.40 costs.

(c) Meat Inspection

This is the first full year where all the meat inspection and stamping of all animals has been carried out by the Public Health Inspectors and therefore it is not possible to comment or make a comparison with previous years.

MEAT INSPECTION

(Period 1st JANUARY - 31st DECEMBER 1970)

	CATTLE EXCLUDING COWS	COWS	CALVES	SHEEP & LAMBS	PIGS
Number slaughtered for sale for human consumption	836	NIL	NIL	516	3216
Number fully inspected and stamped	836	NIL	NIL	516	3216
Number not inspected	NIL	NIL	NIL	NIL	NIL
<u>ALL DISEASES EXCEPT TUBERCULOSIS AND CYSTICERCOSIS</u>					
Whole carcasses found unfit	2	NIL	NIL	NIL	1
Carcasses of which some part or organ was found unfit	142	NIL	NIL	9	359
Percentage of the number inspected or partially inspected which were affected with disease other than T.B. & Cysticercus Bovis	16.99%	NIL	NIL	1.73%	11.17%
<u>TUBERCULOSIS ONLY</u>					
Whole carcasses found unfit	NIL	NIL	NIL	NIL	NIL
Carcass of which some part or organ was found unfit	1	NIL	NIL	NIL	2
Percentage of the number inspected affected with tuberculosis	0.7%	NIL	NIL	NIL	0.59%
<u>CYSTICERCOSIS</u>					
Carcasses of which some part or organ was found unfit	NIL	NIL	NIL	NIL	NIL
Carcasses submitted to treatment by refrigeration	NIL	NIL	NIL	NIL	NIL
Generalised and totally found unfit	NIL	NIL	NIL	NIL	NIL

MEAT AND OFFAL UNFIT

	BOVINE	PORCINE	OVINE	TOTAL WEIGHT (lbs)
Livers	107	246	7	1,489
Lungs	21	20	4	231½
Kidneys	-	13	-	11½
Hearts	2	6	-	13
Intestines	-	6	1	11¼
Mesenteric Fat	2	4	-	20

MEAT INSPECTION (continued)

MEAT AND OFFAL UNFIT				
	BOVINE	PORCINE	OVINE	TOTAL WEIGHT
Heads	2	20	-	298
Spleen	6	2	-	13 $\frac{1}{4}$
Skirt	1	-	-	2
Pleura	1	1	-	2 $\frac{1}{4}$
Stomach	-	1	-	4
Hock	-	1	-	14
Caul Fat	-	-	-	-
Peritoneum	-	-	-	-
Ribs	-	-	-	-
Pluck	-	20	-	65 $\frac{1}{2}$
Udders	-	-	-	-
Belly Fat	-	-	-	-
Loin	-	1	-	3
Green Offal	-	-	-	-
Tongues	3	1	-	18 $\frac{3}{4}$

Inspection charges recoverable = £236.5s.9d.

UN SOUND FOOD 1970

The following food commodities were voluntarily surrendered during the year as unfit for human consumption.

Article	Quantity	Weight				
		Tons	Cwts	Qtrs	lbs	ozs
Corned Beef	69 tins	-	2	1	17	-
Veal	32 tins	-	1	2	14	-
Ham	7 tins	-	-	1	8	-
Luncheon Meat	110 tins	-	-	2	12	-
Beef	6 tins	-	-	2	14	6
Pork	13 tins	-	-	3	19	4
Tongue	10 tins	-	1	-	6	6
Chicken	10 tins	-	1	-	25	8
Stewed Steak	27 tins	-	-	-	23	4
Tinned Fruit	1865 tins	-	15	3	12	-
Tinned Vegetables		-	1	1	1	4
Tinned Fish		-	1	2	8	-
Jam		-	-	-	23	8
Creamed Rice		-	-	1	13	4
Soup		-	-	-	6	2
Misc. Meat		-	-	-	16	7

3. WATER SUPPLY

A wholesome and adequate supply of water is provided by the Ely, Mildenhall and Newmarket Water Board. Water storage is equivalent to 2 days supply at normal usage. The supply is obtained from a borehole at Beck Row and monthly samples of untreated water are taken for bacteriological examination and all were reported as good.

Typical results of Analysis of Public Supplies

Test taken on 5.11.70 at Beck Row

Physical Characters	Clear & bright
Reaction	pH 7.2
Parts per million:-	
Chloride	29
Residual Chlorine	-
Ammoniacal Nitrogen	0.00
Albuminoid Nitrogen	0.00
Oxygen absorbed in 3 hrs at 37°C	0.30
Nitrate Nitrogen	6.4
Nitrite Nitrogen	Absent
Poisonous Metals	Absent
Total hardness	330
Iron	0.07
Zinc	0.06
Fluoride	0.16

Bacteriological examination:-

Coliform organisms in 100 mls	-
Number of micro-organisms per ml. developing at 37°C.	-
Number of micro-organisms per ml. developing at 21°C.	-

4. RODENT CONTROL

Some 511 properties were inspected during the year both as a result of complaints and surveys made. A total of 296 infestations by rats and 116 by mice were found and dealt with, generally free of charge except for 32 agricultural infestations. The latter premises are not treated by the Local Authority but the occupiers of the land are required to deal with the infestation.

To carry out efficiently the system of permanent baiting points in urbanised parts of the district the Council resolved that free treatments should be extended to business premises as well as private dwellings.

The following disinfestations were also carried out:-

Fleas 3, Ants 7, Caterpillars 1, Wasps nests 53.

5. PET ANIMALS ACT 1961

2 licences were issued during the year.

6. CLEAN AIR ACTS

20 notifications regarding installations of furnaces were received. One application for approval of chimney height was refused.

7. NOISE ABATEMENT ACT 1960

Complaints were received of a compressor and water cooling tower operating for 24 hours a day in a mixed industrial/residential area. A statutory notice was served and not complied with in the time specified. A complaint was laid before a Magistrate but the matter was not resolved by the end of the year.

8. RAG FLOCK AND OTHER FILLING MATERIALS ACT 1951

There are no registered premises in the area.

9. RADIO ACTIVE SUBSTANCES ACT 1960

There are no registrations of persons using radio-active materials.

10. CARAVANS

There are 2 licenced sites for 1 van each. The Councils site for 10 vans continues to be of use in the district and fully occupied.

11. OFFICES, SHOPS AND RAILWAY PREMISES ACT 1960

A special and separate annual report is made under this Act. There were 930 persons employed in 182 premises during 1970. 18 premises received general inspections as a result of 23 visits.

12. FACTORIES

There are some 53 factories in the district on the register.

3. LEAVE MATR

8. 8. BAG PICK AND OTHER FILLING MATERIALS ACT 1951

These are the...
There are no...
There are no...

10. CABARETS

There are 2 licensed areas for 1 year each...
10 years continue to be of use in the district and fully occupied.

11. OFFICIALS, SHOP AND BILLWAY PREMISES ACT 1950

A special and separate annual report is made under this Act...
There were 970 persons employed in the premises during 1950...
received general inspections as a result of 57 visits.

12. FACTORIES

There are some 25 factories in the district...
1950
1949
1948
1947
1946
1945
1944
1943
1942
1941
1940
1939
1938
1937
1936
1935
1934
1933
1932
1931
1930
1929
1928
1927
1926
1925
1924
1923
1922
1921
1920
1919
1918
1917
1916
1915
1914
1913
1912
1911
1910
1909
1908
1907
1906
1905
1904
1903
1902
1901
1900

4. WORKING HOURS

Under a...
The...
The...
The...

5. THE AMBROSIA ACT 1951

...

6. CLEAN AIR ACTS

...

7. NOISE ABATEMENT ACT 1960

...



