

[Report 1954] / Medical Officer of Health, Eccles Borough.

Contributors

Eccles (Greater Manchester, England). Borough Council.

Publication/Creation

1954

Persistent URL

<https://wellcomecollection.org/works/q7w3mchd>

License and attribution

You have permission to make copies of this work under a Creative Commons, Attribution license.

This licence permits unrestricted use, distribution, and reproduction in any medium, provided the original author and source are credited. See the Legal Code for further information.

Image source should be attributed as specified in the full catalogue record. If no source is given the image should be attributed to Wellcome Collection.



Wellcome Collection
183 Euston Road
London NW1 2BE UK
T +44 (0)20 7611 8722
E library@wellcomecollection.org
<https://wellcomecollection.org>

Library

HEALTH
ES-OCT55
C.R. 55

BOROUGH OF ECCLES



REPORT

OF THE


MEDICAL OFFICER
OF HEALTH

AND THE

SENIOR SANITARY INSPECTOR



For the Year ending December 31st, 1954



BOROUGH OF ECCLES



R E P O R T

OF THE

**MEDICAL OFFICER
OF HEALTH**

AND THE

SENIOR SANITARY INSPECTOR

For the Year ending December 31st, 1954

CONTENTS

— * —

	PAGE
General Statistics	7
Mortality Statistics	12
Infectious Diseases	14
Tuberculosis	26
Safety in the Home	28
General Provisions of Health Services	31
Food and Drugs	35
Report of the Senior Sanitary Inspector	37

Members of the Health Committee

as at 31st December, 1954

----- * -----

The Mayor : Councillor J. WALKER.

Chairman : Alderman J. McCANN.

Vice-Chairman : Councillor Mrs. E. BODDAN.

Aldermen : Mrs. N. E. HAYES, F.R.G.S.
P. LOMAX.
Mrs. M. O'KANE.

Councillors : Mrs. M. J. HEMBROUGH, J.P.
Mrs. I. M. M. MILLS.
Mrs. C. D. RHODES.
F. M. NOLAN.
J. G. SMITH.

Town Clerk : G. O. JONES.

Public Health Officers of the Local Authority

Medical Officer of Health

A. V. STOCKS

M.A., B.Ch. (Cantab.), M.B., Ch.B., D.P.H. (Vict.)

Senior Sanitary Inspector

H. R. TAYLOR, C.R.S.I., Cert. Insp. Meat & Food

Deputy Senior Sanitary Inspector

R. MARTIN, D.P.A. (London), C.S.I.B., Cert. Insp. Meat & Food

Additional Sanitary Inspectors

H. BLAKEY, C.S.I.B., Cert. Insp. Meat & Food
(Resigned 31/12/1954)

W. BLACK, C.S.I.B., Cert. Insp. Meat & Food
(Appointed 1/1/1954)

C. L. TAYLOR, C.S.I.B., Cert. Insp. Meat & Food
(Appointed 2/1/1954)

J. STOCKER, C.S.I.B. (Appointed 8/3/1954)

Pupil Sanitary Inspector

P. E. TRAVIS

Clerical Staff

Chief Clerk—J. W. EVANS

P. W. COLLIER

B. WILKINSON (Resigned 31/1/1954)

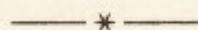
Miss C. GREEN

D. A. JONES (Appointed 8/2/1954)

Disinfector/Rodent Officer

F. SHEPHERD

ANNUAL REPORT
of the
Medical Officer of Health
for the Year 1954



TO THE MAYOR, ALDERMEN AND COUNCILLORS
OF THE BOROUGH OF ECCLES

Ladies and Gentlemen,

I beg to submit to you my report on the health of the Borough for the year ended 31st December, 1954, as made to the Minister of Health in accordance with Statutory requirements; the report has been drawn up according to the directions contained in Ministry of Health Circular 3/1955 of 12th April, 1955.

The population of the Borough at the Census taken during 1951 was 43,927 and was estimated by the Registrar General to be 43,580 in the middle of 1954.

The birth rate at 15·2 per 1,000 of the population was the lowest since 1951; there were 662 live births and 16 stillbirths, compared with 708 and 12 respectively for 1953.

The death rate at all ages was 17·2 per 1,000 of the population, compared with 17·3 in the previous year, and the total deaths numbered 718 against 734. As pointed out in last year's report, the number of deaths attributed to the district has been increased by the instructions from the General Register Office, that deaths of all persons occurring in hospitals for the chronic sick situated within the districts be included, irrespective of the original place of residence of the individuals concerned.

No deaths occurred from measles, whooping cough or diphtheria; those from influenza numbered three, against nine in the previous year. Deaths from pulmonary tuberculosis were nine, this being the lowest figure ever recorded; none occurred from other forms of tuberculosis. Deaths from pneumonia or bronchitis reached the lowest figure in five years, being 54 against an average of 84 per year for the preceding four years.

Deaths of infants under one year of age were 14, the lowest ever recorded, and the infant mortality per 1,000 live births was 21, being one less than the previous lowest record of 22 in 1950.

Notifications of tuberculosis were the same as in the previous year, when the figure was the lowest for 19 years.

With regard to other infectious disease notifications, the position in the year under review was less satisfactory; there was a considerable rise in whooping cough cases reported, being 230 against 66. In this connection it is satisfactory to be able to record the decision of the County Council to initiate immunisation against whooping cough throughout the County Area. Measles notifications were lower at 82, against 304 in 1953.

A considerable outbreak of Sonne dysentery occurred in the first six months of 1954, 304 cases were notified, chiefly amongst children. There was an outbreak of food poisoning in a Nurses' Home in the autumn, involving 25 cases. Both these outbreaks are reported upon in detail in the body of the report.

The Home Safety Committee has continued its work. The rising number of accidents due to falls, burns, scalds and poisoning in the home is a matter of national concern; in this connection I would draw attention to the continued rise in the number of accidental deaths during recent years in the Borough, these numbered 25 during the year, compared with 20, 17, 14 and 11 in the preceding four years. Of the 25 accidental deaths reported in 1954, seven were due to moving vehicle accidents, 14 were due to falls, and the remainder to other causes.

Few staff changes have occurred during the year, and in December the department was fully staffed. The work has been particularly heavy on account of the detailed enquiries involved in the outbreaks of infectious diseases already mentioned, and also on account of the surveys being undertaken in connection with the new housing legislation.

I desire to pay tribute to the devotion to duty and conscientious work of all members of the staff of the Health Department, and in particular to the invaluable help given to me in the discharge of my duties by Mr. H. R. Taylor, the Senior Sanitary Inspector. I would also thank the members of the Health Committee for their consideration, and my colleagues in other departments for their co-operation.

I am, Ladies and Gentlemen,

Yours obediently,

A. V. STOCKS,

Medical Officer of Health.

Public Health Department,
Town Hall, Eccles.

STATISTICS AND SOCIAL CONDITIONS OF THE BOROUGH.

Area (in acres)	3,417
Population (Census 1951)	43,927
„ (Estimated 1954)	43,580
Number of Houses and Flats, 1954	13,670
Rateable Value (December, 1954)	£289,849
Sum represented by a penny rate, 1953/54	£1,146

PHYSICAL FEATURES OF THE DISTRICT.

The area of the Borough is 3,417 acres. It extends from the Gilda Brook, which separates it from the City of Salford, westwards for a distance of four miles to the boundary of Irlam U.D. Its southern boundary is the Manchester Ship Canal, from which it extends northwards for a distance of $1\frac{3}{4}$ miles to the boundaries of Worsley U.D. and Swinton & Pendlebury M.B.

The area is flat, its maximum height above ordnance datum being 136 feet in Half Edge Lane and its lowest point being below the 50-foot contour line in the neighbourhood of the old bed of the River Irwell at the west end of the Borough.

Barton Moss, which is about 75 feet above ordnance datum, has been drained and reclaimed by the Manchester Corporation Cleansing Department and now consists of fertile agricultural land, quite unsuitable for development owing to the difficulty in obtaining a solid foundation for buildings, the peat being 16 to 20 feet in thickness.

POPULATION.

The population at the 1931 Census was 44,416 persons, and at the 1951 Census 43,927, a decrease of 489 persons. The estimated population for the year 1954, as computed by the Registrar General, was 43,580.

OCCUPATIONS.

The principal occupations in which the population of the Borough is employed comprise commercial, professional and clerical occupations, a large proportion of these persons being employed in Manchester. A large proportion of adult males are engaged in engineering and metal trades or are railway or transport workers, while a smaller number are engaged in textile trades, building, furniture making, etc.

VITAL STATISTICS.

	1950	1951	1952	1953	1954
Population	44,370	43,700	44,020	43,780	43,580
Live Births—					
Males	351	309	369	356	354
Females	334	310	325	352	308
Total	685	619	694	708	662
<i>Birth Rate</i>	15.6	14.2	15.8	16.2	15.2
Stillbirths—					
Males	10	14	10	7	7
Females	5	10	14	5	9
Total	15	24	24	12	16
<i>Stillbirth Rate</i>	21.0	37.0	33.0	17.0	24.0
Deaths—					
Males	293	299	309	375	375
Females	278	304	301	359	343
Total	571	603	610	734	718
<i>Death Rate</i>	12.9	13.8	14.3	17.3	17.2
Maternal Deaths—					
Puerperal Sepsis	—	—	—	—	—
Other causes	—	—	—	2	1
Infant Deaths	15	18	22	24	14
Infant Mortality Rate—					
All infants	22.0	29.0	32.0	34.0	21.0
Deaths from—					
Cancer (all forms)	98	98	106	129	127
Cancer of Stomach	10	20	15	26	17
„ Lung	19	16	19	31	23
„ Breast	11	9	9	16	10
„ Uterus	4	4	4	6	5
„ other sites ..	54	49	59	50	72
Measles	—	1	—	—	—
Whooping Cough	—	—	—	1	—
Diphtheria	2	—	—	—	—
Influenza	5	20	3	9	3
Tuberculosis (all forms)	16	21	18	12	9

BIRTHS.

The number of children born during 1954 was 662, as compared with 708 during 1953 and an average of 673 over the preceding five years.

STILLBIRTHS.

The stillbirths numbered 16. The stillbirth rate was 24 per 1,000 live and stillbirths, as compared with 17 in 1953 and 33 in 1952.

INFANT MORTALITY.

During 1954 there were 14 deaths of infants under one year of age, equivalent to an infant mortality rate of 21 per 1,000 births. This is the lowest ever recorded. The infant mortality rate for the Borough in 1953 was 34.

The neonatal deaths, *i.e.* the number of deaths occurring in the first month of life, was nine, giving a neonatal mortality of 14 per 1,000 live births, as against 23 for 1953.

The causes of death in the first year of life included five deaths from prematurity, three of which occurred in the first 12 hours of life and two under 24 hours. There were two cases of pneumonia, two cases of haemorrhage, one case of meningitis, and four deaths from other causes.

DEATHS.

The number of deaths at all ages during the year was 718, compared with 734 in 1953 and an average of 647 during the five years 1949—1953. The crude death rate was 16·7 per 1,000 of the population, compared with 16·8 in 1953. It is necessary, however, to point out that from the beginning of 1953, on instructions from the General Register Office, deaths of persons occurring in hospitals for the chronic sick are attributed to the district in which the hospital is situated, irrespective of the original place of residence of the person concerned. The only hospital for the chronic sick within this Borough is Bridgewater Hospital, and the deaths, numbering 283, which occurred in the hospital during the year are now included by the Registrar General in calculating the death rate for the district. Under arrangements previously existing, however, some of these deaths would have been included in any case; comparison with previous years is therefore rendered somewhat difficult.

No deaths occurred during the year from measles, whooping cough, diphtheria or poliomyelitis. Deaths from pulmonary tuberculosis, numbering nine, were the lowest ever recorded, and there were no deaths from other forms of tuberculosis.

Deaths from pneumonia or bronchitis totalled 59, compared with 93, 86, 87 and 71 in the preceding four years. Deaths from cancer of the lungs and bronchus were fewer than in 1953, being 23 against 31; deaths from all forms of cancer showed a reduction from 129 to 117. Accidental deaths have been increasing year by year and totalled 25, compared with 20, 17, 14 and 11 in the previous four years.

An analysis of the deaths from accidental causes in 1954 shows that fourteen were due to falls, seven were due to moving vehicles, one was due to burns, one to asphyxia in bed, one to immersion in canal, and one to drug addiction.

At least eleven of the accidents occurred at home.

Seventeen deaths occurred in infants or children under the age of 15 years; 531 occurred in persons aged 65 years or over.

MATERNAL MORTALITY.

There was one death attributable to childbirth in connection with 662 live or stillbirths occurring in 1954.

CAUSES OF DEATH, 1951—1954.

	1951	1952	1953	1954
Tuberculosis (Respiratory)	20	15	12	9
Other Tuberculosis	1	3	—	—
Syphilitic Disease	2	1	2	3
Diphtheria	—	—	—	—
Whooping Cough	—	—	1	—
Meningococcal Infection	—	1	—	—
Acute Poliomyelitis	—	—	—	—
Measles	1	—	—	—
Other Infective and Parasitic Diseases	1	—	1	—
Cancer of Stomach	20	15	26	17
„ Lung, Bronchus	16	19	31	23
„ Breast	9	9	16	10
„ Uterus	4	4	6	5
„ other sites	49	59	50	62
Leukaemia, Alukaemia	—	—	—	5
Diabetes	4	3	7	1
Vascular Lesions of Nervous System	72	65	116	125
Coronary Disease, Angina	60	80	87	80
Hypertension with Heart Disease	13	6	10	9
Other Heart Disease	94	95	102	125
Other Circulatory Disease	35	46	59	61
Influenza	20	3	9	3
Pneumonia	23	23	31	21
Bronchitis	64	63	62	38
Other Diseases of Respiratory System	6	6	2	7
Ulcer of Stomach and Duodenum	3	7	3	5
Gastritis, Enteritis and Diarrhoea	—	1	2	—
Nephritis and Nephrosis	12	7	2	10
Hyperplasia of Prostate	4	4	2	3
Pregnancy, Childbirth, Abortion	—	—	2	1
Congenital Malformations	3	6	5	3
Other Causes	47	46	60	64
Motor Vehicle Accidents	4	3	3	7
All other Accidents	10	14	17	18
Suicide	5	6	8	3
Homicide and Operations of War	1	—	—	—

VITAL STATISTICS OF THE WHOLE DISTRICT during the years 1921—1954.

Year	Popula- tion	NETT BIRTHS		NETT DEATHS			Stillbirth Rate	MATERNAL DEATHS	
		Number	Rate	Under 1 Number	Year Rate	At All Ages Number		Sepsis	Other Causes
1921	44,960	887	19.7	72	78.0	520	42.7	1	1
1922	45,090	817	18.1	75	91.8	602	42.8	2	1
1923	45,270	791	17.7	42	53.1	490	30.4	2	2
1924	46,020	773	16.7	71	91.8	544	53.0	1	1
1925	45,960	793	17.2	54	68.0	509	—	—	3
1926	45,670	778	17.0	61	78.0	526	—	—	4
1927	45,390	709	15.6	43	60.6	577	—	1	1
1928	45,200	743	16.4	49	65.9	499	—	2	2
1929	45,040	682	15.1	47	68.9	597	—	—	1
1930	45,040	639	14.2	41	64.1	539	44.5	—	2
1931	44,770	606	13.5	51	84.1	524	32.5	2	—
1932	44,434	577	13.0	42	72.8	507	47.0	—	3
1933	44,942	536	11.9	28	52.2	486	59.5	1	2
1934	43,370	514	11.8	28	54.5	487	48.0	2	2
1935	42,900	533	12.8	23	41.6	498	48.0	—	3
1936	42,770	602	14.0	33	54.0	525	55.5	2	4
1937	42,560	626	14.7	41	65.0	573	29.5	2	1
1938	42,550	593	13.9	36	60.0	521	45.5	—	1
1939	42,630	586	13.7	22	37.5	541	65.4	—	2
1940	41,440	602	14.5	47	77.0	711	42.9	—	—
1941	40,910	561	13.7	51	90.0	614	37.7	—	—
1942	40,360	659	16.3	42	63.7	547	26.6	—	—
1943	40,090	637	15.8	35	54.0	491	28.9	—	—
1944	39,430	751	19.0	43	57.2	519	33.4	—	2
1945	39,440	628	15.9	42	66.0	568	39.0	1	1
1946	41,270	812	19.6	37	45.0	535	29.0	—	—
1947	41,740	860	20.6	40	46.0	541	33.0	1	3
1948	43,870	797	18.1	27	32.0	515	24.0	—	2
1949	43,980	723	16.4	27	37.0	569	26.0	—	—
1950	44,370	685	15.6	15	22.0	571	21.0	—	—
1951	43,700	619	14.2	18	29.0	603	37.0	—	—
1952	44,020	694	15.8	22	32.0	610	33.0	—	—
1953	43,780	708	16.2	24	34.0	734	17.0	—	2
1954	43,580	662	15.2	14	21.0	718	24.0	—	1

DEATHS AT VARIOUS AGES, 1930—1954.

Year	A G E S								Total
	0—1	1—2	2—5	5—15	15—25	25—45	45—65	65 & over	
1930	41	9	9	9	19	70	168	214	539
1931	51	12	11	13	18	49	151	219	524
1932	42	8	10	11	21	43	144	228	507
1933	28	9	10	6	14	60	146	213	486
1934	28	7	14	11	23	56	148	200	487
1935	23	2	5	8	9	56	155	240	498
1936	33	2	5	3	17	53	162	250	525
1937	41	5	8	8	20	49	164	278	573
1938	36	8	5	9	14	55	168	226	521
1939	22	4	7	6	16	64	163	259	541
1940	49	4	10	17	18	65	184	364	711
1941	49	6	9	13	15	60	154	308	614
1942	43	3	6	6	11	60	168	250	547
1943	35	3	4	5	16	32	131	275	491
1944	43	3	2	3	7	53	133	275	519
1945	42	2	5	6	7	39	167	300	568
1946	37	1	3	2	9	45	134	304	535
1947	40	8	5	7	11	37	143	290	541
1948	27	4	3	5	3	26	143	304	515
1949	27	1	3	4	4	28	141	361	569
1950	15	3	4	6	6	29	158	350	571
1951	18	—	1	1	4	34	150	395	603
1952	22	4	2	2	8	33	153	386	610
1953	24	2	1	3	5	25	183	491	734
1954	14	1	—	2	2	28	140	531	718

INFANT MORTALITY—1950-1954.

Deaths from Stated Causes at Various Ages under 1 year.

Cause of Death	1950					1951					1952					1953					1954				
	Total	Under 1 day	1—7 days	1—3 weeks	1—3 months	3—12 months	Total	Under 1 day	1—7 days	1—3 weeks	1—3 months	3—12 months	Total	Under 1 day	1—7 days	1—3 weeks	1—3 months	3—12 months	Total	Under 1 day	1—7 days	1—3 weeks	1—3 months	3—12 months	
Meningitis	—	—	—	—	—	—	1	—	—	—	1	—	1	—	—	1	—	—	1	—	—	—	1	—	
Convulsions	—	—	—	—	—	—	—	—	—	—	—	1	1	—	—	—	—	1	—	—	—	—	—	—	
Pneumonia	1	—	—	1	—	—	1	—	2	—	1	2	6	1	2	—	1	2	4	—	—	—	1	1	
Diarrhoea } Enteritis } Gastritis }	—	—	—	—	—	—	—	—	—	—	1	—	1	—	—	—	—	—	—	—	—	—	—	—	
Injury at Birth	—	—	—	—	—	—	—	—	—	—	—	—	—	—	—	—	—	—	1	1	—	—	—	—	
Atelectasis	—	—	—	—	—	—	1	1	—	—	—	—	—	—	—	—	—	—	5	1	4	—	—	—	
Congenital Malformations..	2	—	1	1	—	—	3	1	1	—	—	2	3	1	—	—	—	—	1	1	—	—	—	—	
Premature Birth	5	3	2	—	—	—	8	2	4	2	—	—	5	4	1	—	—	—	3	2	1	—	—	—	
Atrophy, Marasmus	—	—	—	—	—	—	1	—	—	—	1	—	—	—	—	—	—	—	—	—	—	—	—	—	
Icterus Gravis	—	—	—	—	—	—	—	—	—	—	—	—	—	—	—	—	—	—	—	—	—	—	—	—	
Suffocation	3	2	—	—	—	1	2	—	—	—	1	1	3	—	1	—	2	—	2	—	—	1	1	—	
Acute Intestinal Obstruction	—	—	—	—	—	—	—	—	—	—	—	1	2	—	—	—	—	—	—	—	—	—	—	—	
Other Causes	4	—	2	—	1	1	2	—	—	—	—	—	—	—	—	—	—	—	6	—	1	—	3	2	
TOTALS	15	5	5	2	1	2	18	4	5	2	4	3	22	6	4	—	6	6	24	5	6	3	6	4	

PREVALENCE AND CONTROL OF INFECTIOUS DISEASES.

There were 776 notifications of infectious disease during the year, as against 521 notifications during 1953.

MEASLES.

There were 82 cases of measles reported during the year, as against 304 for 1953.

Deaths and Case Mortality, 1946—1954.

	0—1 Years			1—2 Years			2—3 Years			Over 3 Years		
	Cases	Deaths	Mortality per 1000	Cases	Deaths	Mortality per 1000	Cases	Deaths	Mortality per 1000	Cases	Deaths	Mortality per 1000
1946....	5	—	—	20	—	—	25	—	—	133	—	—
1947....	29	—	—	74	—	—	98	—	—	542	—	—
1948....	23	—	—	47	—	—	69	—	—	427	—	—
1949....	12	—	—	62	1	16.1	62	—	—	278	—	—
1950....	19	—	—	43	—	—	56	—	—	295	—	—
1951....	28	—	—	73	—	—	133	—	—	560	1	1.7
1952....	9	—	—	44	—	—	44	—	—	351	—	—
1953....	10	—	—	36	—	—	38	—	—	220	—	—
1954....	3	—	—	10	—	—	11	—	—	58	—	—

WHOOPIING COUGH.

There were 230 cases of whooping cough reported during the year, an increase of 164 on 1953.

Deaths and Case Mortality, 1946—1954.

	0—1 Years			1—2 Years			2—3 Years			Over 3 Years		
	Cases	Deaths	Mortality per 1000	Cases	Deaths	Mortality per 1000	Cases	Deaths	Mortality per 1000	Cases	Deaths	Mortality per 1000
1946....	4	—	—	8	—	—	8	—	—	35	—	—
1947....	22	—	—	16	1	62.5	20	—	—	88	—	—
1948....	20	—	—	20	1	50.0	13	—	—	114	—	—
1949....	17	1	58.8	20	—	—	15	—	—	87	—	—
1950....	12	—	—	10	—	—	18	—	—	92	—	—
1951....	13	—	—	10	—	—	12	—	—	67	—	—
1952....	8	—	—	14	—	—	18	—	—	61	—	—
1953....	6	—	—	9	—	—	9	—	—	42	1	24.0
1954....	28	—	—	33	—	—	38	—	—	131	—	—

NOTIFIABLE DISEASES.

Number of Cases of Infectious Disease notified, Number of Deaths from these Diseases, Number of Cases Removed to Hospital, and Deaths in Hospital during the year 1954.

	CASES NOTIFIED.												
	AGES :												
	Total Cases, all ages	Under 1 year	1 to 2	2 to 3	3 to 4	4 to 5	5 to 10	10 to 15	15 to 20	20 to 35	35 to 45	45 to 65	65 and over
Diphtheria	—	—	—	—	—	—	—	—	—	—	—	—	—
Scarlet Fever	41	—	—	6	4	5	19	5	1	1	—	—	—
Puerperal Pyrexia	1	—	—	—	—	—	—	—	—	1	—	—	—
Erysipelas	11	—	—	—	—	—	—	—	—	—	4	3	4
Pneumonia—													
Acute Primary ..	21	—	1	1	—	—	—	2	—	2	4	3	8
Acute Influenzal ..	2	—	—	—	—	—	—	—	—	1	1	—	—
Ophth. Neonatorum ..	1	1	—	—	—	—	—	—	—	—	—	—	—
Whooping Cough ..	230	28	33	38	35	31	59	2	3	—	—	1	—
Measles	82	3	10	11	16	14	26	1	1	—	—	—	—
Dysentery	304	9	11	30	22	18	126	18	9	31	16	12	2
Poliomyelitis	1	—	—	—	—	—	—	—	—	—	—	1	—
Food Poisoning ..	43	—	1	—	1	1	3	1	6	10	9	10	1
Tuberculosis—													
Pulmonary	34	—	—	—	—	—	6	1	4	8	6	9	—
Non-Pulmonary ..	4	—	—	—	—	—	1	—	1	1	—	1	—
Meningococcal Infection	1	—	—	—	—	—	—	—	—	—	—	—	1
TOTALS	776	41	56	86	78	69	240	30	25	55	40	40	16

	WARDS.								HOSPITAL		Total Deaths
	Barton	Eccles	Irwell	Monton	Patricroft	Trafford	Westwood Park	Winton	Total Cases re-moved to Hospital	Deaths in Hospital	
Diphtheria	—	—	—	—	—	—	—	—	—	—	—
Scarlet Fever	5	7	5	2	6	5	8	3	5	—	—
Puerperal Pyrexia	—	—	—	—	—	1	—	—	—	—	—
Erysipelas	3	1	2	—	1	—	3	1	1	—	—
Pneumonia—											
Acute Primary	3	3	1	5	—	2	4	3	—	—	—
Acute Influenzal ..	1	1	—	—	—	—	—	—	—	—	—
Ophth. Neonatorum ..	—	—	—	—	—	—	1	—	—	—	—
Whooping Cough	23	31	28	39	32	29	22	26	13	—	—
Measles	—	12	10	17	4	21	3	15	2	—	—
Dysentery	93	14	18	33	28	33	62	23	1	—	—
Poliomyelitis	—	1	—	—	—	—	—	—	1	—	—
Food Poisoning	3	11	—	3	24	—	—	2	1	—	—
Tuberculosis—											
Pulmonary	2	6	2	2	4	2	11	5	—	—	9
Non-Pulmonary	—	1	—	1	1	—	—	1	—	—	—
Meningococcal Infection	1	—	—	—	—	—	—	—	1	—	—
TOTALS	134	88	66	102	100	93	114	79	25	—	9

DIPHTHERIA IMMUNISATION.

It is satisfactory to be able to record that no cases of diphtheria occurred in the Borough during 1954. During the year, 673 children had a primary immunisation as against 487 in the previous year. The fall in diphtheria cases and in deaths from the disease in the country generally has been so dramatic in recent years that there is the danger that parents may consider that immunisation is no longer a vital necessity. The fact is that, in some respects, it is more important than ever before.

In the days when diphtheria was prevalent, most children who did not contract the disease acquired a natural immunity to it because of the presence of diphtheria in the community. This was due to repeated small doses of infection, insufficient to produce the disease but sufficient to establish immunity to it.

Under the conditions that now exist, children are more susceptible than formerly, because of this lack of natural immunity. If large numbers of children were left unimmunised, the introduction of diphtheria into the community could cause a rapid and dangerous spread of the disease.

Parents who desire to have their children immunised against diphtheria may choose between having this done by the family doctor or having it done at the clinics by the County Council medical staff. Treatment is free, and where the family doctor carries it out a reimbursement is made by the County Council on the basis of record cards submitted by the doctor. Infants should receive a primary immunisation early in the first year of life, and, because the effect of immunisation gradually fades, further reinforcement injections should be given when the child commences school life. Further reinforcement injection is desirable about the age of ten years. Arrangements can be made for these reinforcement injections at the clinics or by the family doctor.

During the year 1954, 652 children received such reinforcement injections.

DIPHTHERIA IMMUNISATION.

Persons Inoculated each year. New Cases.

Year of Birth	Year Inoculated :																Total	Total under 5 years on 31/12/54 = 1494	Total aged 5-14 years on 31/12/54 = 5389	Total aged 15 and over	GRAND TOTAL
	1954	1953	1952	1951	1950	1949	1948	1947	1946	1945	1944	1943	1942	1941	1940	1939	1938	1937	1936	1935	Total
1954	81	—	—	—	—	—	—	—	—	—	—	—	—	—	—	—	—	—	—	—	81
1953	328	28	—	—	—	—	—	—	—	—	—	—	—	—	—	—	—	—	—	—	356
1952	76	267	19	—	—	—	—	—	—	—	—	—	—	—	—	—	—	—	—	—	362
1951	47	67	200	18	—	—	—	—	—	—	—	—	—	—	—	—	—	—	—	—	332
1950	44	28	37	252	2	—	—	—	—	—	—	—	—	—	—	—	—	—	—	—	363
1949	42	46	20	90	208	26	—	—	—	—	—	—	—	—	—	—	—	—	—	—	432
1948	20	38	16	17	61	373	28	—	—	—	—	—	—	—	—	—	—	—	—	—	553
1947	2	8	35	31	26	100	331	30	—	—	—	—	—	—	—	—	—	—	—	—	563
1946	5	1	12	69	14	25	142	339	28	—	—	—	—	—	—	—	—	—	—	—	635
1945	8	—	2	50	35	10	28	95	277	4	—	—	—	—	—	—	—	—	—	—	509
1944	7	1	—	64	32	8	44	30	136	304	5	—	—	—	—	—	—	—	—	—	631
1943	9	1	1	28	19	2	61	22	43	94	246	1	—	—	—	—	—	—	—	—	527
1942	4	1	—	5	7	2	54	62	40	41	87	222	15	—	—	—	—	—	—	—	540
1941	—	1	—	—	6	2	33	56	48	23	33	85	209	1	—	—	—	—	—	—	497
1940	—	—	—	2	—	6	12	29	47	38	46	42	165	115	—	—	—	—	—	—	502
1939 to 1926	—	—	—	3	4	42	2	15	73	98	264	481	1066	904	515	261	405	847	50	89	5119
	673	487	342	629	414	596	735	678	692	602	681	831	1455	1020	515	261	405	847	50	89	12002

IMMUNISATION AGAINST WHOOPING COUGH.

The County Health Committee have now given approval to the introduction of whooping cough immunisation. Parents will now have the choice of having children immunised from the age of three or four months by (1) a "triple" vaccine giving protection against diphtheria, whooping cough and tetanus, or (2) by "combined" vaccine against diphtheria and whooping cough, or (3) against whooping cough only, or (4) against diphtheria only. In the case of "triple", "combined" and whooping cough immunisation, three injections will be given at intervals of not less than one month. Treatment will be given free of charge at clinics and certain of the welfare centres, and may also be given by general practitioners in their own surgeries free of charge, the County Council paying a fee to the general practitioners for sending in a record card containing particulars of the immunisation.

VACCINATION AGAINST SMALLPOX.

During the year, 219 primary vaccinations against smallpox were carried out, and there were 54 successful re-vaccinations.

Infant vaccination gives a measure of protection to the individual for many years; should the disease be contracted, it is usually in a modified form and a fatal issue is not likely.

Another reason for having infants vaccinated is that, should vaccination subsequently become necessary either during an epidemic on account of the person coming into contact with a case of smallpox or because of entry into one of the Services, the reaction to vaccination tends to be more severe if the patient has never been previously vaccinated.

FOOD POISONING.

On the morning of 26th November, 25 notifications of food poisoning were received from Bridgewater Hospital.

The hospital was immediately visited by the Medical Officer of Health and Sanitary Inspectors. The Matron was interviewed and it was ascertained that a number of the nursing staff, who had had meals at the Nurses Home, had complained of abdominal pain and diarrhoea the previous day. Menus for the two previous days were obtained and the kitchen staff interviewed.

A member of the hospital medical staff supplied the information that he had sent five specimens of faeces from members of the nursing staff to Park Hospital Laboratory the previous day.

No specimens of food consumed could be obtained from the kitchen, but samples were recovered from the food refuse bins and samples were submitted to the Public Health Laboratory for examination.

It was found that the nursing staff of the hospital who had meals at the Nurses Home totalled 54, and there were also five members of the kitchen staff of the Home.

Of these, 20 of the staff who had been on day duty and four who had been on night duty complained of symptoms.

Clinical Features.

(A) Interval Ingestion-Onset (in hours).

9 to 12 hours	8
12 to 18 hours	14
Over 18 hours	2
							<hr/> 24

(B) Main Symptoms.

Sickness or nausea	2
Abdominal pains..	24
Diarrhoea	24

(C) Severity of Illness.

In most cases there was abdominal pain followed within a few minutes by diarrhoea. Abdominal pain diminished after the first attacks of diarrhoea. In no case was medical attention necessary and the symptoms had passed off, in most cases, within 24 hours. Only five persons had not recovered by the evening of 26th November, and all had recovered within three or four days from onset.

Origin and Preparation of Food suspected to be cause of illness.

Time of onset of the illness varied from approximately 9 p.m. on 24th November to 5 a.m. on 25th November (in respect of day staff) and from 10 a.m. to 8 p.m. on 25th November (night staff).

The menus of all meals available on 23rd and 24th November were examined. Investigation showed that the only meal consumed by all those affected was a meal consisting of cold beef brisket and gravy, beetroot, potatoes, brussel sprouts, apple dumplings and custard. Of the food consumed at the meal, only the cold brisket of beef had been consumed by all. Two members of the kitchen staff who had had symptoms had consumed only slices of this meat cut from the joint, and it is an interesting fact that a dog belonging to one of the nursing staff was also affected with diarrhoea after eating scraps of this particular meat.

The cold brisket of beef was imported meat and consisted of three pieces weighing a total of 23½ lb. This was delivered to the Nurses Home by the contractor at 1 p.m. on 22nd November, and stored in the refrigerator until 7 a.m. on 23rd November, at which time it was cooked by steaming in a large steamer over boiling water. A pressure steamer was not used. After cooking, the meat was left to cool on a slab in the larder and was pressed

in the afternoon of the same day and again stored on a slab until required for use on the morning of 24th November. The place of storage is satisfactory in all respects, but the method of storage is not so satisfactory; the meat should have been cooled quickly after cooking and stored in a refrigerator. The general conditions of the kitchen and method of preparation of foodstuffs at the Nurses Home are perfectly satisfactory. The room temperature of the larder in which the meat was stored was approximately 65°F.

Specimens submitted to Laboratory for Examination.

(A) Foodstuffs.

Samples of foodstuffs were recovered from the kitchen waste bins at the Nurses Home and submitted to the Public Health Laboratory, Salford, for examination.

<i>Foods.</i>	<i>Micro.</i>	<i>Organisms.</i>	<i>Staph. aureus</i>	<i>Anaerobes</i>
1. FRIED FISH.	—	Aerobic spore-bearers++	—	—
2. MUTTON.	—	Coliforms+++	+	—
3. MEAT.	Gram+ rods+ Gram+ cocci+	Aerobic spore-bearers++	+	—
4. MEAT PIE.	—	Coliforms+++ Aerobic spore-bearers++	+	—
5. PEAS, POTATOES.	Not examined.	Aerobic spore-bearers+++	+	—
6. BEANS.	Not examined.	Aerobic spore-bearers+++	+	—
7. BRISKET OF BEEF.	Gram + rods+	Aerobic spore-bearers++ Coliforms++	+	Haemolytic <i>Cl. welchii</i> ++ (Not heat-resistant)

A subsequent report on the type identification of the *Staph. aureus* present in the specimens of foodstuffs showed the same type in samples numbered 2, 4, 5 and 7. The rest are apparently unrelated. One Staphylococcal type appears to have been widely distributed in the food, but it was only present in small numbers. There is no reason to believe that this was a Staphylococcal outbreak, and the presence of the organisms in the faeces (of six persons involved in the outbreak—details appended below) is therefore of no significance.

Brisket of Beef.

A report from the Food Hygiene Laboratory of the Central Public Health Laboratory showed that the *Cl. welchii* culture was beta-haemolytic in colonial appearance and of provisional serological type 4.

(b) *Faeces.*

Specimens of faeces from 17 of the 24 persons affected were submitted to the laboratory for examination. Specimens numbered

1 to 5 inclusive were submitted to the Pathological Laboratory, at Park Hospital, Davyhulme. Specimens numbered 6 to 19 inclusive were submitted to the Public Health Laboratory, Salford. These included repeat specimens of two sent to Park Hospital. Reports on these samples are appended.

The Staphylococcal types grown in samples numbered 8, 9, 14, 18 and 19 are apparently unrelated.

Reports received on the results of the examination of these specimens showed that all five specimens taken on 25th November (*i.e.* the day following the consumption of the suspected food) produced cultures of beta-haemolytic heat-resistant *Cl. welchii*. Of eight specimens taken on 27th November (three days after the consumption of the suspected food), five produced cultures of an organism of the same type. Of the other specimens taken, five or more days after the consumption of the suspected food, two revealed cultures of an organism of the same type. Of the total of twelve cultures obtained, eight were reported to be of provisional serological type 4, and four cultures could not be typed because of auto-agglutination.

The presence of these organisms in specimens of faeces from so many of the persons affected is taken to be strong presumptive evidence of infection from a common food source. A culture taken from the specimen of brisket of beef, which was the only article of food eaten by all the persons affected in the outbreak, also showed the presence of beta-haemolytic *Cl. welchii*, serological type 4. It may, therefore, be assumed that the organisms present in the brisket of beef were the cause of this outbreak of food poisoning.

It has been suspected for some time that beta-haemolytic types of heat-resistant *Cl. welchii* may occasionally be responsible for an outbreak of food poisoning. The organisms usually found are the non-haemolytic or the alpha-haemolytic strains. It is, therefore, an interesting feature of this outbreak that this particular type of organism has been isolated from the faeces of affected persons, and also from the foodstuff causing the outbreak.

REPORT FROM FOOD HYGIENE LABORATORY.
Colonial
Provisional
Serological type.

No.	Date submitted.	Laboratory Report.	Colonial Appearance.	Provisional Serological type.
1.	25/11/54	Heat-resistant Cl. welchii present; slight haemolysis on blood agar.	Beta-haemolytic	Type 4.
2.	do.			
3.	do.			
4.	do.			
5.	do.			Could not be typed:
6.	27/11/54	Heat-resistant anaerobes grown. (Haemolytic Cl. welchii)	Beta-haemolytic	Type 4.
7.	do.			
8.	27/11/54	scanty growth of Staph. aureus.		
9.	29/11/54	heavy growth of heat-resistant anaerobes. (Haemolytic Cl. welchii).	Beta-haemolytic	Type 4.
10.	28/11/54	Heat-resistant anaerobes grown. (Haemolytic and non-haemolytic Cl. welchii)	Beta-haemolytic Non-haemolytic	Could not be typed. Type 7.
11.	27/11/54	A heavy growth of heat-resistant anaerobes. (Haemolytic and non-haemolytic Cl. welchii)	Beta-haemolytic Alpha-haemolytic	Could not be typed. Type 7.
12.	27/11/54	Heat-resistant anaerobes grown. (Haemolytic Cl. welchii)	Beta-haemolytic	Could not be typed.
13.	27/11/54	Heat-resistant anaerobes grown. (Non-haemolytic Cl. welchii)	Alpha-haemolytic	Type 7.
14.	27/11/54	Heat-resistant anaerobes grown. (Non-haemolytic Cl. welchii) Staph. aureus grown.	Non-haemolytic	Type 7.
15.	27/11/54	No heat-resistant anaerobes grown.		
16.	29/11/54	No Staph. aureus grown.		
17.	30/11/54			
18.	29/11/54	No heat-resistant anaerobes grown.		
19.	3/12/54	A scanty growth of Staph. aureus.		

SONNE DYSENTERY.

About the middle of December, 1953, a school child was notified as suffering from food poisoning. The household was visited and faecal specimens taken, examination of which showed that the child was suffering from Sonne dysentery. Contacts in the home and school were followed up, and during the next five weeks 21 cases came to light.

Early in February, 1954, it became apparent that infection was more widespread in the Borough than had been supposed. A number of children were absent in other schools, suffering from diarrhoea.

A disturbing feature was that a number of children were receiving treatment from local medical practitioners and returning to school without any bacteriological examination having been made to ascertain the cause of the diarrhoea; it appeared probable that some of these were symptomless carriers.

In addition, a number of children were absent from school for periods of a few days and returning to school without having had any medical advice or investigation.

Certain preventive measures were taken in consequence of this, which are detailed below.

The disease, though mild, proved highly infectious and spread rapidly until cases had occurred in most of the schools.

In all 460 cases were investigated, of whom 304 were confirmed as Sonne dysentery. The following table indicates particulars of these during the first six months of 1954:—

	CASES INVESTIGATED:			CONFIRMED CASES:		
	Notified by G.P.	Otherwise ascertained	Total	G.P. Cases	Others	Total
January	4	7	11	3	7	10
February.....	72	27	99	58	26	84
March	179	67	246	91	66	157
April	42	—	42	27	—	27
May.....	39	9	48	12	8	20
June.....	12	2	14	6	—	6
	<hr/> 348	<hr/> 112	<hr/> 460	<hr/> 197	<hr/> 107	<hr/> 304

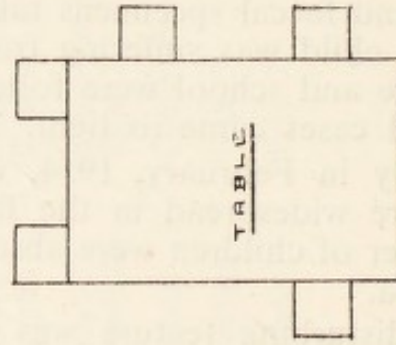
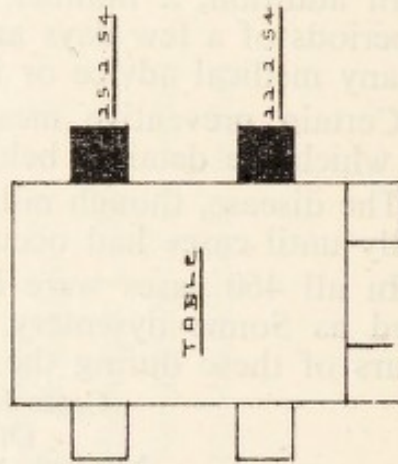
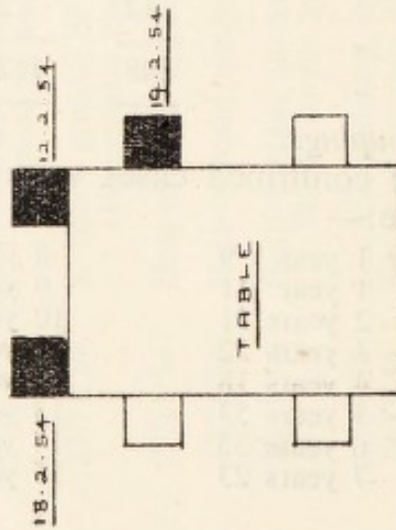
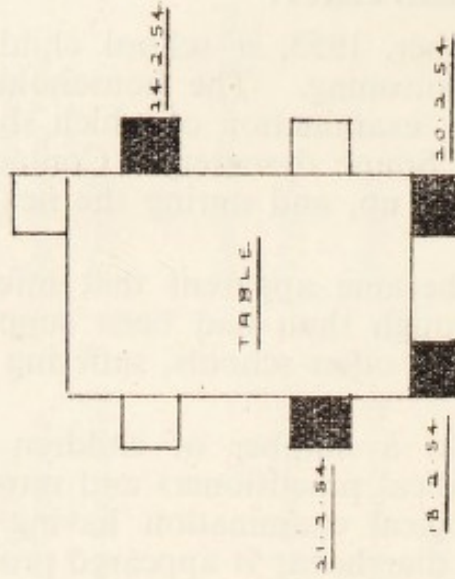
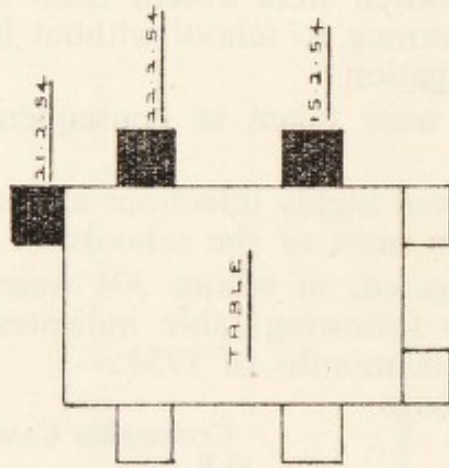
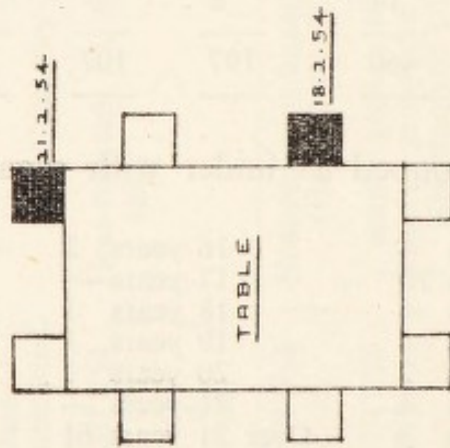
Age Groupings.

The confirmed cases were grouped as under with regard to their age:—

Under 1 year	9	8 years	4	16 years	2
1 year	11	9 years	10	17 years	—
2 years	31	10 years	4	18 years	1
3 years	22	11 years	4	19 years	1
4 years	18	12 years	2	20 years	1
5 years	53	13 years	4	21 years	—
6 years	35	14 years	3	Over 21 years	61
7 years	23	15 years	5		

PLAN OF SEATING IN A CLASSROOM OF AN INFANTS SCHOOL

5 ~ 6 YEARS



BLACK SQUARES REPRESENT SONNÉ DYSENTERY CASES

DATES GIVEN ARE DATES OF ONSET

Mode of Spread.

No evidence was obtained that school meals played any part in the spread of the infection. Many cases occurred amongst children who had not partaken of school meals, and other cases occurred amongst children attending private schools. An examination of specimens from food handlers in the school meals service showed no evidence of infection amongst them.

Following upon the notification of a case, the house was visited and wherever possible faecal specimens were obtained from other members of the household. In 92 instances other members of the family were found to be infected after the first case had been discovered.

The incubation period between successive cases in a household appeared to be generally 2 to 3 days.

In 64 instances one or more parents of the children became infected and, as might be expected, the mother was more frequently infected than was the father, because of her closer association with the household who were suffering from dysentery. In all, 53 mothers were infected with Sonne dysentery, and 27 fathers. In some instances, grandparents or other relatives who had nursed young children from the disease became themselves infected.

On one housing estate where cases of the disease had not previously occurred, after the occurrence of a single case others were reported in quick succession in neighbouring houses, and it was found that the children had been playing together out of doors. Because of this, parents were warned to keep children suffering from dysentery, and who were excluded from school, from having contact with children until they themselves were free from the disease.

Evidence of spread in a class room of an infants department was obtained, and the accompanying diagram indicates how case-to-case contact had occurred.

Preventive Measures.

On February 20th a letter was sent to every head teacher in the Borough asking for their co-operation in an endeavour to prevent a further spread of the disease in the town. They were asked to request parents to keep at home children who were suffering from diarrhoea or sickness, and not to let them return to school until medical advice had been sought, and also to inform the Health Department as to how many children were absent from school on account of diarrhoea or sickness, and in particular whether any members of the school meals staff had so suffered.

On the same day a letter was sent to every general practitioner in the Borough informing them that it appeared that a consider-

able number of children were absent from school on account of diarrhoea and/or sickness; that a number of these had not had medical attention and were returning to school after short absences without faecal specimens having been taken to indicate the cause of the diarrhoea. The doctors were informed that 60 cases had been notified up to the 20th February, and they were asked to co-operate in an endeavour to prevent a further spread of dysentery.

The outbreak came to an end in June.

A tribute should be paid to Dr. M. T. Parker and his co-workers in the Public Health Laboratory Service, the general medical practitioners in the district, head teachers and members of the school health service who gave their able assistance and willing co-operation in the efforts of the staff of the Health Department to bring this outbreak under control.

SCARLET FEVER.

There were 41 cases reported in 1954 against 40 in 1953. The disease continues to be of a mild type.

POLIOMYELITIS.

One case of poliomyelitis was reported during the year; this was an adult. The disease was of the paralytic type.

TUBERCULOSIS.

There were 34 notifications of pulmonary tuberculosis and four of non-pulmonary tuberculosis received during the year, making a total of 38 notifications, the same total as 1953. With regard to mortality from tuberculosis, it is pleasing to record that the deaths from tuberculosis at nine were the lowest ever recorded in the Borough. Details of the cases in age groups are given below.

New Cases and Mortality, 1954.

Years	New Cases				Deaths			
	Pulmonary		Non. Pulmonary		Pulmonary		Non. Pulmonary	
	M.	F.	M.	F.	M.	F.	M.	F.
0—1	—	—	—	—	—	—	—	—
1—5	—	—	—	—	—	—	—	—
5—10	4	2	—	1	—	—	—	—
10—15	2	—	—	—	—	—	—	—
15—20	3	—	—	1	—	—	—	—
20—25	2	—	—	—	—	—	—	—
25—35	5	2	1	—	1	1	—	—
35—45	3	2	—	—	—	—	—	—
45—55	5	2	1	—	2	3	—	—
55—65	2	—	—	—	2	—	—	—
65 and over..	—	—	—	—	—	—	—	—
Totals ..	26	8	2	2	5	4	—	—

Distribution of Notifications in Wards.

Wards	Pulmonary	Non-Pulmonary	All Cases
Barton.....	2	—	2
Eccles	6	1	7
Irwell	2	—	2
Monton	2	1	3
Patricroft	4	1	5
Trafford	2	—	2
Westwood Park	11	—	11
Winton	5	1	6
Borough	34	4	38

TUBERCULOSIS.

New Cases and Mortality, 1935—1954.

Year.	New Cases			Deaths		
	Pulm.	Non-Pulm.	Total	Pulm.	Non-Pulm.	Total
1935	32	15	47	14	4	18
1936	41	27	68	24	3	27
1937	45	15	60	23	5	28
1938	46	25	71	27	6	33
1939	47	18	65	27	2	29
1940	35	14	49	26	5	31
1941	14	12	26	23	5	28
1942	54	22	76	27	—	27
1943	40	10	50	15	6	21
1944	32	14	46	20	7	27
1945	42	9	51	17	1	18
1946	35	14	49	23	3	26
1947	55	9	64	22	8	30
1948	38	3	41	10	3	13
1949	44	6	50	18	2	20
1950	52	7	59	14	2	16
1951	41	4	45	20	1	21
1952	33	11	44	15	3	18
1953	29	9	38	12	—	12
1954	34	4	38	9	—	9

SUPERANNUATION ACT.

39 medical examinations of persons for admittance under the above Act were made during the year.

SAFETY IN THE HOME.

Including the Annual General Meeting held in the Town Hall in February, 1954, at which Mrs. W. E. Duncan, Manager of the Home Safety Department of the Royal Society for the Prevention of Accidents, gave an interesting and informative address, there were five meetings of the Committee held during the year.

Six lectures were given to organisations in the Borough by members of the Committee.

Placards and posters warning the public of the danger of poisonous medicines left within reach of children were supplied to all the doctors, chemists and ladies' hairdressers in the Borough.

A film strip "Medicinal Poisoning" was purchased during the year and is available for showing to the public.

An advertisement was again placed in the local newspaper just prior to Christmas, warning the public against the danger of fires and falls when preparing the Christmas decorations.

During the year arrangements were made with the Chief Fire Officer of the Lancashire County Fire Brigade for details of fires occurring in private houses in the Borough to be supplied to the Committee from time to time. This information has been given to the Committee through the Fire Brigade's representative at the meetings.

The total number of persons who had sustained accidents in their homes in the Borough and were conveyed by ambulance to hospital were as follows:—

1953, 127 persons. 1954, 138 persons.

The age distribution was as follows:—

	1953	1954
Children under 3 years	14	21
Children 3 to 15 years	35	38
Persons 15 to 60 years	45	45
Persons over 60 years	24	31
Persons age unknown	9	3
	<hr/> 127	<hr/> 138

The cause of the accidents may be summarised as follows:—

	Falls	Scalds	Burns	Wounds	Others	Electric Shock	Miscellaneous
1953	67	9	8	15	16	1	11
1954	80	14	9	8	—	—	27

Further details of the accidents are as follows:—

FALLS :	1953	1954
In yard	4	3
Down stairs	6	8
Down steps	4	—
On icy pavement	—	1
On fire curb	—	1
On broken glass	1	2
From wall	2	1
Due to football	—	1
Off stepladders	—	2
Cause unknown	35	39
In home	5	12
Out of bed	1	2
Out of pram	2	—
From bedroom window	1	2
On knife	1	—
Off table over chair	1	3
Epileptic fit	1	—
From roof	1	—
Fall on bottle	1	3
On railings	1	—

SCALDS :								1953	1954
Boiling water	—	4
Overturned cup of tea	—	1
Burst hot water bottle	1	2
From kettle	2	1
Cause not known	3	6
Overturned pan	3	—
BURNS :									
Fall on fire	—	2
Blowback from gas oven	2	—
Cause not known	2	5
Paraffin on fire	1	—
Boiling fat	1	—
Chip-pan firing	1	—
To arm	1	—
Electric fuse	—	1
Fireworks	—	1
WOUNDS :									
Self-inflicted	1	—
Cut hand	3	2
Fish bone in throat	2	1
Trod on razor	—	1
Cut with knife	1	1
Eye injury	1	1
Cause not known	4	2
Broken glass	1	—
Garden tool	2	—
MISCELLANEOUS :									
Poisoning, overdose of tablets	6	1
Swallowed tablets, etc.	1	1
Swallowed clock key	1	—
Hit by poker	1	—
Dog bite	2	1
Object dropped on toe	—	1
Swallowed liniment	—	1
Coal gas poisoning	—	2
Nail through fingers	—	1
Gassing	—	1
Trapped fingers	—	4
Broken needle in hand	—	2
Swallowed objects	—	8
Obstruction in throat	—	1
Mattress fell on child	—	1
Drank bleaching solution	—	2
Electric flash	1	—

GENERAL

PROVISION OF HEALTH SERVICES IN THE AREA.

Laboratory Facilities.

All pathological specimens, as well as samples of milk for bacteriological examination, were sent for examination to the Public Health Laboratory, Monsall Hospital, Newton Heath, Manchester 10, and to the Public Health Department, Regent Road, Salford 5. During the year a total of 4,764 examinations were made at the laboratories, details of which are as follows:—

Various Investigations.

Diphtheria	56	All Negative
Milk, for Tubercle Bacilli	11	All Negative
Milk, Turbidity Test	12	
Milk, Methylene Blue Test.. .. .	75	
Milk, Phosphatase Test	74	
Ice Cream	6	All Grade 1
Faeces	4,483	
Blood	1	
Impetigo	38	
Mutton	1	
Brisket	1	
Meat	1	
Fish	1	
Ear Swab	1	
Nose Swab	1	
Meat Pie	1	
Peas and Potatoes.. .. .	1	

PUBLIC BATHS.

There are two swimming baths, the larger pool containing approximately 66,000 gallons and the small pool 52,000 gallons. The water from both pools is circulated by an electrically-operated pump to three 8 ft. Bell's Pressure Filters, being automatically dosed with alum and soda en route. After filtration, the water is warmed and aerated, chlorine gas is added, and then it is returned to the pools. The filters are capable of dealing with 24,000 gallons per hour, and the whole of the water in the two baths can be passed through in five hours. The treatment of the water is controlled by regular estimations of the *pH* value and the amount of available chlorine.

In addition to the two bathing pools, there are 20 slipper baths for males and 16 for females, which are well patronised.

During the year 27 samples of water taken from the swimming baths were submitted to the Public Health Laboratory for bacteriological examination, and all were found to be satisfactory.

Twenty-seven samples were submitted to the Borough Analyst for chemical analysis; these also were found to be satisfactory.

CLINICS AND TREATMENT CENTRES.

Lancashire
County
Council.

Maternity and Child Welfare Services.

(1) *Welfare Centre, Green Lane, Patricroft.*

Infant Consultation.

Monday and Thursday, 2 p.m. to 4 p.m.

Tuesday, 9-30 a.m. to 11-30 a.m.

Ante-Natal Clinic.

Friday, 9-30 a.m. to 12 noon and 2 p.m. to 4-30 p.m.

Wednesday, 9-30 a.m. to 12 noon.

Post-Natal Clinic.

First and third Fridays in each month, 2 p.m. to 4-30 p.m.

(2) *St. Mary Magdalene's School, Catherine Street, Winton.*

Infant Consultations.

Wednesday, 2 p.m. to 4 p.m.

(3) *Congregational Schoolroom, Clarendon Road, Eccles.*

Infant Consultations.

Tuesday, 2 p.m. to 4 p.m.

School Clinics.

(1) *Hyde Lodge, Clarendon Road, Eccles.*

Minor Ailments Clinic.

Daily, 9 a.m. to 12 noon.

Dental Clinic.

Monday and Wednesday, 9 a.m. to 12 noon and 2 p.m. to 4 p.m.

Tuesday, 9 a.m. to 12 noon.

Inspection Clinic.

Friday, 9 a.m. to 11 a.m.

Ophthalmic Clinic.

Tuesday, 9 a.m. to 12 noon, by appointment.

Foot Clinic.

Thursday, 1-30 p.m. to 5 p.m., by appointment.

Immunisation Clinic.

Friday, 11 a.m.

- (2) *Welfare Centre, Green Lane, Patricroft.*
Orthopaedic Clinic.
Third Thursday in each month, 2-30 p.m.
Speech Therapy Clinic.
Monday, 9 a.m. to 12 noon, 2 p.m. to 4 p.m.
Orthoptic Clinic.
Monday to Friday, by appointment.
Immunisation Clinic.
First, third and fifth Monday in each month,
9-30 a.m. to 12 noon.

**Regional
Hospital
Board.**

Chest Clinics.

Stretford Memorial Hospital (Telephone number
CHOrlton 3804).

By appointment only.

Hope Hospital, Eccles Old Road, Salford 6
(Telephone number ECCles 5252).

By appointment only.

All appointments in the first instance must be
made through Stretford Memorial Hospital.

Venereal Diseases Clinic.

Seamen's Dispensary, 197 Trafford Road,
Salford 5.

Monday to Friday, 10 a.m. to 12 noon, 2 p.m.
to 4 p.m.

St. Luke's Clinic, Duke Street, Liverpool Road,
Manchester 3.

Males: Monday, 10 a.m. to 12-30 p.m., 2 p.m.
to 4-30 p.m. Tuesday, 10 a.m. to 12-30 p.m.,
5 p.m. to 7 p.m. Wednesday, 10 a.m. to
12-30 p.m., 2 p.m. to 4-30 p.m. Thursday
and Friday, 10 a.m. to 12-30 p.m., 5 p.m. to
7 p.m. Saturday, 10 a.m. to 12 noon.

Females: Monday, 10 a.m. to 12-30 p.m.,
5 p.m. to 7 p.m. Tuesday, 10 a.m. to 12-30 p.m.
Wednesday, 10 a.m. to 12-30 p.m., 2 p.m. to
4-30 p.m. Thursday, 10 a.m. to 12-30 p.m.,
5 p.m. to 7 p.m. Friday, 10 a.m. to 12-30 p.m.,
2 p.m. to 4-30 p.m. Saturday, 10 a.m. to
12 noon.

HOSPITALS.

No change in the hospital accommodation for the area has taken place during the year; general cases are admitted to Park Hospital and the Eccles & Patricroft Hospital, while chronic cases are admitted to Bridgewater Hospital. A large number of cases from the district are also received by the various hospitals in Manchester and Salford.

Cases of infectious diseases and puerperal pyrexia are admitted to Ladywell Sanatorium, Salford, and Monsall Hospital, Manchester, while cases of smallpox are sent to the Florence Nightingale Isolation Hospital, Bury.

PUBLIC HEALTH LEGISLATION IN FORCE.

Public Health Acts Amendment Act, 1890 (Parts 2, 3 and 4).
Eccles Corporation Act, 1901.
Eccles (Housing of the Working Classes) Order, 1902.
Borough of Eccles (Offensive Trades) Confirmation Order, 1924.
Public Health Acts Amendment Act, 1907.
Part 7. Sections 85 and 86.
Public Health Act, 1925 (Part 2).
Pet Animals Act, 1951.
Rag Flock and Other Materials Act, 1951.
Food and Drugs Act, 1938 (Sections 14 and 16).
Housing Repairs and Rents Act, 1954.

Bye-Laws, Regulations, etc.

Houses let in Lodgings.	New Streets and Buildings.
Good Rule and Government.	Barbers' and Hairdressers' Weekly
Closing Order	Half-Holiday, Order, 1927.
(Butchers' Shops).	Employment of Children.
Closing Order	Nursing Homes.
(Boot and Shoe Shops).	Improvement of Housing
Smoke Abatement.	Conditions.
Nuisances.	Eccles Fish & Chip Friers' Weekly
Slaughter Houses.	Half-Holiday Order, 1939.
Common Lodging Houses.	Food and Drugs Act, 1938.
Offensive Trades.	Section 15 (Cleanliness).

FOOD AND DRUGS.

During the year, 161 samples were taken under the Food and Drugs Act, of which 153 were found to be satisfactory; of the total number taken, 112 were samples of milk and 49 of other foods.

	Number of Samples.	Number unsatisfactory.
Milk	112	5
Cream	1	—
Butter	2	—
Ice Cream.. .. .	1	—
Sweets	2	—
Fruit Drink	1	—
Ice Lollies.. .. .	1	—
Pepper	1	—
Puddings	2	—
Sausage, Beef	3	1
„ Pork	3	2
Jam	3	—
Jelly, Table	1	—
Suet	1	—
Coffee & Chicory Essence	1	—
„ „ Extract	1	—
Dessert, Sweet	1	—
Fish Paste.. .. .	4	—
Flour, S.R.	2	—
Margarine	3	—
Meat Paste	6	—
Tomato Ketchup	1	—
„ Piquant	1	—
Almonds, Ground	1	—
Gelatine	1	—
Iodised Salt	1	—
Peel, Cut	1	—
Catarrh Mixture	1	—
Halibut Oil Mixture	1	—
Herbal Nerve Tonic	1	—

Milk. Sample No. 2125.

This informal sample was found on analysis to be deficient 2.3% in non-fatty solids. Dairy visited.

Milk. Sample No. 2173.

This formal sample was found on analysis to be deficient 3.3% milk fat and 6.0% solids.

Milk. Sample No. 2174.

This formal sample was found on analysis to be deficient 7.3% in non-fatty solids.

Milk. Sample No. 2176.

This formal sample was found on analysis to be deficient 10.0% milk fat and 8.1% non-fatty solids.

In Samples Nos. 2173, 2174 and 2176 "Appeal to Cow" samples were taken, and the farmer cautioned by letter to ensure that he does not allow extraneous water to gain access to his milk.

Milk. Sample No. 2197.

This formal sample was found on analysis to be deficient 7.5% in non-fatty solids.

The farmer was warned against allowing extraneous water to gain access to his milk.

Beef Sausage. Sample No. 2216.

Pork Sausage. Sample No. 2217.

These informal samples were found on analysis to contain undeclared sulphite preservative. In both cases the vendors were warned of the necessity of displaying a notice in a prominent position to the effect that their sausages contained preservative.

Pork Sausage. Sample No. 2263.

This informal sample was found on analysis to be deficient 17.5% meat on a 65% basis.

The butcher was warned that a minimum meat content of 65% will be insisted on for pork sausage.

Report of the Senior Sanitary Inspector

TO THE MAYOR, ALDERMEN AND COUNCILLORS
OF THE BOROUGH OF ECCLES.

Ladies and Gentlemen,

I have the honour to submit my report of the work done by the Sanitary Inspectors and by the Refuse Collection Department during the year 1954.

An appreciable amount of repair work to property has been done, but depreciation is outpacing repairs to old property and the provision of new houses.

Much of the Inspectors' time has been spent on survey, and it is estimated that about 1,000 houses will be required within the next ten years to deal with the replacement of worn-out houses and the reduction of density in congested areas.

Practically all suitable land for building is now in use or ear-marked for development in the next few years.

No applications have been received from landlords of rented properties for Improvement Grants. This is unfortunate, as there are many blocks of houses—good sound fabrics—which could be provided with the amenities of bath, hot water, etc.

Propaganda work continues. Addresses have been given on health and sanitary topics to interested persons, and attempts have been made to arouse the interest of others by posters and leaflets, etc.

Difficulty has again been experienced in maintaining a regular collection of house refuse, due to men leaving our service for cleaner and more lucrative employment.

I express my appreciation for the support and consideration extended by the Chairman and Members of the Public Health Committee and by Dr. Stocks, and my thanks to the Sanitary Inspectors and Clerical Staff of the Public Health Department for their loyal co-operation.

I am, Ladies and Gentlemen,

Your obedient servant,

H. R. TAYLOR,

Senior Sanitary Inspector.

Public Health Department.
Town Hall, Eccles.
1954

Report of the Senior Sanitary Inspector

HOUSING

Statistics

Number of new houses erected during the year:

Total	(i) By the Local Authority	51, 6 Flats
	(ii) By other Local Authorities	—
	(iii) By other bodies and persons	8

1. Inspection of Dwelling Houses during the year:

(i) (a)	Total number of Dwelling Houses inspected for housing defects (under the Public Health or Housing Acts).. .. .	884
	(b) Number of inspections made for the purpose..	1349
(ii) (a)	Number of Dwelling Houses (including under sub-head (1) above) which were inspected and recorded under the Housing Consolidation Regulations, 1925	14
	(b) Number of inspections made for the purpose..	14
(iii)	Number of Dwelling Houses found to be in a state so dangerous or injurious to health as to be unfit for human habitation	7
(iv)	Number of Dwelling Houses (exclusive of those referred to under the preceding sub-head) found not to be in all respects reasonably fit for human habitation	877

2. Number of defective Dwelling Houses rendered fit in consequence of informal action by the Local Authority or their Officers 465

3. Action under Statutory Powers during the year:

(A)—Proceedings under Sections 9, 10 and 16 of the Housing Act, 1936:

(i)	Number of Dwelling Houses in respect of which notices were served requiring repairs.. .. .	23
(ii)	Number of Dwelling Houses which were rendered fit after service of formal notices:	
	(a) By Owners	7
	(b) By Local Authority in default of owners	—

(B)—Proceedings under Public Health Act:

(1) Number of Dwelling Houses in respect of which notices were served requiring defects to be remedied	138
(2) Number of Dwelling Houses in which defects were remedied after service of formal notices:	
(a) By Owners	83
(b) By Local Authority in default of owners ..	5

(C)—Proceedings under Sections 11 and 13 of the Housing Act, 1936:

(1) Number of Dwelling Houses in respect of which Demolition Orders were made	7
(2) Number of Dwelling Houses demolished in pursuance of Demolition Orders	3

Housing Repairs and Rents Act, 1954.

Certificates of disrepair issued by the Local Authority, under Section 26(1) of the above Act, between 30th August, 1954 (the date of commencement of the Act) and 31st December, 1954:

Number of applications for certificates	35
,, granted	35
,, refused	—
,, of applications for revocation of certificates	4
,, granted	4
,, refused	—

Overcrowding.

Fifty-nine cases of overcrowding were relieved during the year, involving 278 persons. These figures have been supplied by the Housing Department.

The following table gives the number of houses built and the number demolished for the years 1926 to 1954, inclusive. There are 13 reconstructed temporary buildings at the Gun Site, Chatsworth Road, used for housing 18 families.

Year	Built by Local Authority		Built by Private Enterprise		Houses Demolished
	Houses	Flats	Houses	Flats	
1926	72	—	36	—	15
1927	19	—	37	—	24
1928	78	—	46	—	69
1929	137	—	16	—	34
1930	26	—	3	—	29
1931	21	—	68	—	40
1932	—	—	69	—	14
1933	12	—	55	—	20
1934	112	—	85	—	68
1935	1	—	234	—	46
1936	82	—	251	—	76
1937	—	—	202	—	28
1938	2	—	294	—	10
1939	158	—	224	—	34
1940	—	—	—	—	49
1941	—	—	—	—	62
1942	—	—	—	—	—
1943	—	—	—	—	8
1944	—	—	—	—	10
1945	—	—	—	—	5
1946	34	—	8	—	4
1947	97	—	9	—	23
1948	83	—	10	—	3
1949	161	—	1	—	2
1950	130	—	—	2	5
1951	101	—	18	—	3
1952	34	24	17	—	1
1953	155	—	27	—	18
1954	51	6	8	—	3
TOTAL	1566	30	1718	2	703

Sanitary Administration.

During the year, 930 inspections were made, 2,321 defects or nuisances discovered, and 1,278 defects or nuisances abated, involving 2,374 re-inspections. In carrying out this work, 890 informal notices and 161 statutory notices were served, and 211 owners and contractors were interviewed.

The following is a list of the Statutory Notices served and abated during the year:—

	Served	Abated
Section 45 of the Public Health Act, 1936..	15	12
Section 93 ,, ,, ..	100	56
Section 39 ,, ,, ..	23	15
Section 9 of the Housing Act, 1936	23	7

Sanitary Conveniences.

The estimated number and variety of Sanitary Conveniences in use at the end of the year were as follows:—

Fresh-water flushed closets	17,078
Waste-water flushed closets	24
Fresh-water flushed latrines	8
Pail closets	43
Dustbins	14,589
Baths	9,391

Water Supply.

The Manchester Corporation gave a continuous and adequate supply of water during the year. There was no occasion for restriction in its use by house-holders.

140 complaints of waste water due to burst pipes and defective fittings were made to the Waterworks Department.

Eradication of Bed Bugs.

Number of houses found to be infested:

(a) Council houses	9
(b) Other houses	5

In 9 cases the Local Authority carried out disinfestation and in 5 cases a Manchester firm of fumigators carried out disinfestation by Hydrogen Cyanide of the household effects.

During the year 34 visits were paid to premises by the disinfecter for the purpose of disinfecting, following cases of infectious disease. 36 visits were made for the purpose of disinfestation, of which 24 were private premises and 12 were Corporation premises. A sum of £9. 18s. 4d. was recovered from tenants towards the cost of these disinfestations.

Disinfection.

108 library books were delivered to the department for disinfection.

During the year the department sold 484 bottles and 19½ gallons of Izal, 51 bottles of Zaldecide, and 66 boxes and 88 lbs. of beetle powder; while 142 bottles of Izal were given free in cases of infectious disease.

A charge of 6d. has been made on each bottle, which sum is returnable to the purchaser on the return of the empty bottle, but very few purchasers will return the bottle after use.

Complaints.

During the year, 1,073 complaints were received by the department, of which 28 were by letter and 1,045 by telephone or by personal visits to the department.

Offensive Trades.

The only premises under this heading in the Borough are one rag and bone dealer and one tripe boiler.

Theatres and Cinemas.

There are six such places of entertainment in the Borough. These were inspected during the year and no defects were found.

Stables and Piggeries.

There are 14 stable premises and 33 premises where pigs are kept.

Rag Flock and Other Filling Materials Act, 1951.

Number of Registered Premises ..	3
Number of Inspections	6
Number of Samples taken	8

Details of samples taken are as follows :—

APPROPRIATE TESTS :

Sample No.	Material	Chlorine Test (parts per 100,000)	Oil and Soap Test %	Soluble Impurities %	Trash Content %	Dust Index	Oil %	Insoluble Impurities %	Total Impurities %	Remarks
1	Cotton Felt (layered)	—	—	—	4.9	2.1	1.7	—	—	Satisfactory.
2	Woollen Mix. Felt ..	5	4.6	1.2	—	—	—	—	—	Satisfactory.
3	Washed Flock	16	2.8	1.5	—	—	—	—	—	Satisfactory.
4	Washed Flock	20	2.5	1.4	—	—	—	—	—	Satisfactory.
5	Cotton Felt (layered)	—	—	—	4.1	1.1	1.1	—	—	Satisfactory.
6	Woollen Mix. Felt ..	4	3.5	1.2	—	—	—	—	—	Satisfactory.
7	Cotton Felt (coloured)	—	—	—	4.7	1.8	1.1	—	—	Satisfactory.
8	Washed Flock	14	2.0	0.6	—	—	—	—	—	Satisfactory.

Mortuary.

The mortuary was used on 44 occasions for the reception of bodies.

Shops Act.

There are 939 occupied shops in the Borough, classified as follows :—

Artists' Materials	1	Jewellers	7
Auctioneers	1	Leather Goods	2
Bread and Confectionery	38	Millinery	10
Butchers	52	Motor Accessories and Petrol	
Boots and Shoes	19	Sales	15
Boot and Shoe Repairers	14	Mixed Business	95
Chemists	14	Newsagents and Tobacconists..	33
Cafes and Snack Bars	14	Off-Licences	46
Cycle Dealers	8	On-Licences	48
Cooked Meats	1	Opticians	3
Corn Merchants	3	Outfitters	45
Coal Order Offices	2	Photographers	5
Dyers and Cleaners	12	Piano Dealers	1
Drapers	30	Pet Stores	3
Decorators	13	Pawnbrokers	3
Electric and Radio Appliances	21	Sanitary Fittings	2
Engineers' Tools	2	Stationery and Fancy Goods..	15
Fish and Chips	33	Sweets and Tobacco	53
Fishmongers	4	Sewing Machines	1
Florists	3	Sports Equipment	1
Funeral Directors	3	Surgical Appliances	2
Fents	1	Tripe Dealers	3
Gas Appliances	1	Tobacconists	2
Grocers	79	Upholsterers	1
Greengrocers	55	Wardrobe Dealers	10
Hardware	37	Woodworkers' Supplies	3
House Furnishers	13	Wools	2
Hairdressers	47	Wholesale Dealers	7

Milk and Dairies Regulations, 1949, and Milk (Special Designation) (Pasteurised and Sterilised Milk) Regulations, 1949.

The following Licences were issued under the above Regulations :—

Milk Distributors	144
Supplementary Licence (Pasteurised)	9
" " (Sterilised)	9
" " (T.T. Pasteurised) ..	9
Dealer's Licence (Sterilised)	142
" " (Pasteurised)	68
" " (T.T. Pasteurised) ..	21
" " (Tuberculin tested) ..	11
Pasteuriser	1

Supervision of Milk Supply.

360 visits have been made to Registered Dairies and Milk Shops. The domestic supplies continue to be exclusively bottled designated milk—pasteurised, sterilised or tuberculin-tested. The Borough has now been included in a "Specified" Area (in which the sale of loose and/or raw milk is prohibited).

It is pleasing to report a decrease in the number of complaints received of contamination of milk bottles and of the return of dirty bottles to the distributors by the general public.

The deposit of empty bottles and crates on footpaths—with risk of fouling of such by dogs—still continues. All distributors were circularised and asked to discontinue this practice.

Vehicles used by distributors in the district have now been provided with means of preventing milk from being unnecessarily exposed to heat, and from contamination, under Regulation 30 of the Milk and Dairies Regulations, 1949.

112 samples of milk were submitted to the Borough Analyst, and 99 samples of milk were submitted to the Public Health Laboratory.

Registration of Premises for the Manufacture and Sale of Ice Cream and Preserved Foods.

FOOD AND DRUGS ACT, 1938, SECTION 14.

The following is a list of the types and number of premises for which certificates have been granted under the above Act:—

Sale of Ice Cream	33
Manufacture of Sausages	14
Manufacture of Sausages and Preserved Meat	18
Manufacture of Preserved Meat	9
Manufacture of Preserved Fish	40
Manufacture of Water Ices	14
Sale of Water Ices	60
Sale of Wrapped Ice Cream	85

Six samples of ice cream were submitted to the Public Health Laboratory.

By virtue of the Lancashire County Council (General Powers) Act, 1951 (adopted in the Borough), eight persons selling ice cream from vehicles in the Borough have been registered and, by informal action previous to registration, all vehicles were provided with overall roof covers; enclosed sides fitted with sliding windows for serving, re-painted where necessary; provision was made in the vehicles for "sanitising" utensils, and a supply of hot water, soap and towels for personal washing carried at all times.

Other supplies of ice cream sold in the Borough are from manufacturers of national repute whose premises and methods are known to be satisfactory and whose products are sampled frequently in the district where their premises are situated.

Lancashire County Council (General Powers) Act, 1951.

Hawkers :	Greengrocery	1	} 18
	Shell Fish	1	
	Ice Cream	8	
	Fish	1	
	Fish and Vegetables	4	
	Bread and Confectionery ..	1	
	Eggs and Poultry	1	
	Meat	1	

National Assistance Act, 1948.

Section 50 of the above-mentioned Act imposes on the Local Authority the duty of causing to be buried or cremated the body of any person who has died in its area, in any case where it appears to the Authority that no suitable arrangements for the disposal of the body will be made otherwise than by the Authority.

During the year three burials were effected at a total cost of £54, the deceased persons being three adults. The total cost recovered against these burials was £22. The funeral arrangements were made by the department.

Section 47 of the above-mentioned Act gives Local Authorities power to enable them to deal expeditiously with certain cases of persons in need of care and attention which they are unable to provide for themselves and are not receiving from other people.

During the year one case was dealt with and the patient was removed to hospital for treatment by a Court Order.

Canal Boats.

There were no inspections of Canal Boats during the year. The boats delivering coal to the wharfs here are day boats and are not occupied by any person. The other traffic on the Canal consists of those boats passing through the district without stopping.

Diseases of Animals Act.

Two suspected cases of Swine Fever were reported and confirmed.

A contravention of the Movement of Animals (Records) Order was taken before the Magistrates, and the defendants (three) were each fined £5.

Public Sanitary Conveniences.

The cleansing and maintenance of the Public Conveniences is vested in the Public Health Committee.

The following is a list of the Conveniences cleansed and maintained by the department:—

<i>Situation.</i>	<i>Accommodation for Females.</i>	<i>Accommodation for Males.</i>
Bus Station, Lane End	6 W.C.'s	3 W.C.'s and 6 Urinal Stalls
Trafford Road.....	3 W.C.'s	2 W.C.'s and 3 Urinal Stalls
Peel Green	3 W.C.'s	2 W.C.'s and 2 Urinal Stalls
Winton Library	3 W.C.'s	2 W.C.'s and 3 Urinal Stalls
Barton Bridge, Barton Lane	3 W.C.'s	2 W.C.'s and 6 Urinal Stalls
Monton Green	3 W.C.'s	2 W.C.'s and 3 Urinal Stalls
Cab Stand, Wellington Road	Nil	3 Urinal Stalls
Patricroft Bridge.....	Nil	5 Urinal Stalls
Waggon & Horses, corner of New Lane	Nil	4 Urinal Stalls

The following urinals, which are accessible to the public, are also cleansed by the department:—

Blue Bell Hotel, Monton.
Park Hotel, Monton.
Royal Oak Hotel, Barton Lane.

Much damage has been done again in the Conveniences during the year. 137 defects were reported, and the cost of repairing amounted to £91. 3s. 7d.

Atmospheric Pollution.

It is pleasing to report that, since the installation of a soot extraction plant at a factory in Trafford Park, no complaints have been received about oily sooty particles from residents in Barton Lane.

The emission of mica dust from a factory in the Borough at odd times gives trouble, but generally speaking a great improvement has been effected. The management of this factory have been very co-operative and it is hoped that even better results will be obtained in the near future.

Deposit gauges and instruments for the estimation of sulphur dioxide are fixed at the Sewage Works and Westwood Park.

Sixty-one timed observations have been made of works chimneys.

Two notices were served under Section 103 of the Public Health Act, 1936.

FACTORIES ACT, 1937.

Inspections for purposes of Provisions as to Health.

(including Inspections made by Sanitary Inspectors)

Premises (1)	Line No. (2)	Number on Register (3)	Number of :		Occupiers prose- cuted (6)
			Inspec- tions (4)	Written Notices (5)	
(1) Factories in which Sections 1, 2, 3, 4 and 6 are to be enforced by Local Authorities		37	82	—	—
(2) Factories not included in (1) in which Section 7 is enforced by the Local Authority		204	346	—	—
(3) Other premises in which Section 7 is enforced by the Local Authority (excluding out-workers' premises)		7	7	—	—
TOTAL		248	435	—	—

Cases in which Defects were found.

(If Defects are discovered at the premises on two, three or more separate occasions, they should be reckoned as two, three or more cases)

Particulars (1)	Line No. (2)	Number of cases in which defects were found :				Number of cases in which prose- cutions were insti- tuted
		Found (3)	Remed. (4)	Referred :		
				To H.M. In- spectors (5)	By H.M. In- spectors (6)	
Want of cleanliness.....		4	—	—	—	—
Overcrowding		—	—	—	—	—
Unreasonable temperature..		—	—	—	—	—
Inadequate ventilation		—	—	—	—	—
Ineffective drainage of floors		—	—	—	—	—
Sanitary conveniences :						
(a) insufficient		—	—	—	—	—
(b) unsuitable or defective		1	—	—	—	—
(c) not separate for sexes		—	—	—	—	—
Other offences against the Act (not including offences relating to out-work)....		2	1	—	—	—
TOTAL		7	1	—	—	—

There are 31 out-workers in the Borough.

FOOD INSPECTION.

Food Surrendered.

					Tins	Packets	Lbs.	Nos.
Beef					96	—	373	—
Cheese					—	51	—	—
Chicken					26	—	10	—
Bacon					—	—	49	—
Fish					847	—	—	—
Beans					8	—	—	—
Fruit					1294	—	—	—
Ham					35	—	22	—
Bread (loaves)					—	—	—	327
Coconut					—	8	—	—
Chocolate (bars)					—	—	—	226
Milk					98	—	—	—
Mincemeat					1	—	—	—
Cream					5	—	—	—
Eggs					—	—	—	28
Flour					—	32	—	—
Pork					22	—	1439½	—
Luncheon Meat					86	—	—	—
Rabbit					1	—	—	—
Spaghetti					1	—	—	—
Soups					11	—	—	—
Rice					—	23	6	—
Tongue					28	—	—	—
Tomatoes					171	—	—	—
Veal					9	—	—	—
Vegetables					70	—	28	—
Stewed Steak					41	—	—	—

SLAUGHTERHOUSES.

There are three slaughterhouses licensed within the Borough, but only one of these has been used.

All carcasses are examined after slaughter.

CARCASSES INSPECTED AND CONDEMNED WITHIN THE BOROUGH:—

	Cattle excl. Cows	Cows	Calves	Sheep and Lambs	Pigs
Number killed.....	30	—	9	194	4
Number inspected	30	—	9	194	4
<i>All diseases except Tuberculosis—</i>					
Whole carcasses condemned	—	—	—	—	—
Carcasses of which some part or organ was condemned	3	—	—	6	1
Percentage of the number inspected affected with disease other than Tuberculosis.....	10%	—	—	3%	25%
<i>Tuberculosis only :</i>					
Whole carcasses condemned	—	—	—	—	—
Carcasses of which some part or organ was condemned	2	—	—	—	—
Percentage of the number inspected affected with Tuberculosis	7%	—	—	—	—

Inspections.

Accumulation of Refuse	152
Ashbins	1338
Animals, keeping of	32
Applications for Municipal Houses	52
Bakehouses	29
Butchers and Cooked Meat Shops	48
Cinemas	6
"Clean Food" Byelaws	40
Dairies and Milk Shops	360
Dangerous Structures	44
Drainage	346
Factories (power)	82
Factories (non-power)	8
Factory and School Canteens	29
Filthy and Verminous Premises.. .. .	81
Fish, Fruit and Vegetable Shops	22
Fish Friers	35
Food Inspection	145
Food and Drug Sampling	134
Food Warehouses	23
Food Poisoning (Enquiries)	44
Grocers' and Confectioners' Shops	197
Hawkers of Food	3
Housing (Unfit Houses)	90
Housing Survey	—
Housing Overcrowding	5
Ice Cream Regulations.. .. .	15
Infectious Disease	1063
Interviews (with Owners/Cont.)	211
Licensed Premises	2
Marine Store Dealers	—
Markets	79
Meat Manufacturing Premises	5
Miscellaneous Visits	1115
Offices	—
Outworkers	28
Offensive Trades	12
Piggeries	45
Public Swimming Baths	18
Rag Flock &c. Act	6
Restaurants and Snack Bars	51
Rodent Control	140
Sanitary Fittings (new)	30
Schools	83
Shops Act—Welfare	54
Shops Act—Closing Hours.. .. .	15

Slaughter of Animals	66
Smoke Observations	61
Van Dwellings	6
Workplaces (except Offices)	1
District Inspection of Houses	1058
Re-Inspection of Nuisances	2471
Improvement Grants	4
Diseases of Animals Act	49
Certificates of Disrepair	71
Merchandise Marks Act	11
National Assistance Act, Sections 47 & 50 ..	17

Nuisances and Other Work.

Defective house drains	47
„ ventilating shafts to drains	6
„ gullies	3
„ soil pipes	4
„ water closets	82
„ eavesgutters and spouting	313
„ bath and lavatory waste pipes ..	1
„ sink waste pipes	29
„ sinks	15
„ dustbins and lids	1323
Accumulation of manure or rubbish	16
Defective handrails to stairs	7
„ house floors	100
„ ceilings	3
„ skirting boards	11
„ plastering of ceiling and house walls	440
„ washboilers	2
„ window frames, etc.	67
„ sashcords to windows	83
„ fireplaces and ranges	69
„ brickwork of house walls	6
„ wood sills	11
„ doors	51
„ steps	15
„ chimney stacks and pots	53
„ paving of yards and passages	20
„ roofs	392
„ yard walls	31
„ stone sills to windows	13
„ yard gates	22
Dampness of house walls	166
Want of pointing of house walls	127
Want of pointing round doors and window frames	103
Windows not made to open	15
Miscellaneous	97

Dirty houses	6
Houses verminous.. .. .	9
No permitted number in Rent Book	2
No name and address of M.O.H.	2
Reports to Surveyor	1
Reports to Manchester Corporation (re waste of water)	140
Factories (want of cleansing)	3
Emission of excessive smoke	3
No landlord's name	1
Defects in cinema	1

**Defects found in Premises where Food is Prepared,
Stored or Sold.**

Insufficient or no hot water	2
Notice "Wash Your Hands" not exhibited ..	—
Absence of adequate hand-washing facilities ..	2
Absence of adequate washing facilities for crockery and utensils	1
Absence of towels, soap, etc.	—
Absence of cloakroom or clothes storage facilities	—
Defective sinks	5
Defective or insufficient drainage	1
Rodent or insect infestation of premises ..	—
Defective walls, floors, ceilings	14
Walls, floors, ceilings in need of cleansing or re-decoration	22
Tiling around "dirty" areas	1
General maintenance	20
Food not protected from contamination ..	2
Inadequate food storage facilities	3
Want of impervious and/or readily cleaned sur- faces for preparation of food	2
Want of protective clothing or clothing (dirty)..	—
Unsatisfactory methods of food handling ..	—
Defective crockery	—
Utensils not capable of being properly cleansed	—
Inadequate ventilation	3
Defective or insufficient refuse bins	2
Refuse accumulations	—
Insufficient sanitary accommodation.. ..	—
Manufacture, storage or sale of food on un- registered premises	—
Hawkers of food not registered	—
Milk Regulations contraventions	—
Meat Regulations contraventions	—
Ice Cream Regulations contraventions	—
Merchandise Marks Act—contraventions ..	—

Prevention of Damage by Pests Act, 1949.

During the year, 885 properties were inspected under the above Act, classified as follows :—

L.A. Tips, Destructor and Sewage Works ..	1
Other L.A. Properties	17
Dwelling Houses	714
Business Premises	138
Agricultural Properties	15

	TYPE OF PROPERTY:				Total
	Local Authority	Dwelling Houses	All Other Premises	Agri-cultural Premises	
1. Number of properties inspected as a result of:					
(a) Notification	13	111	54	1	179
(b) Survey under Act ..	4	175	36	14	229
(c) Otherwise (e.g. when visited primarily for some other purpose) ..	—	428	48	—	476
2. Total inspections carried out, including re-inspections	92	996	456	25	1569
3. Number of properties inspected (in Section 1) which were found to be infested by:—					
(a) Rats: Major	1	—	3	—	4
Minor	3	40	13	1	57
(b) Mice: Major	1	—	2	—	3
Minor	9	38	42	—	89
4. Total treatments carried out, including re-treatments	15	48	57	1	121

The total number of treatments undertaken by the rodent operator employed by the Department was 79.

A sum of £80. 3s. 5d. was recovered towards the cost of these treatments.

ASHBINS.

Under the Municipal Ashbin Scheme, a total of 1,306 ashbins were supplied during the year, of which 58 were for newly erected houses. The department sold 71 ashbins at a cost of £106. 10s. 0d. to the owners.

Since the commencement of the Scheme in 1949, the department has purchased 6,679 ashbins, of which 643 were for newly erected houses, 663 were sold, and 5,373 were for replacement of defective ashbins.

HOUSE REFUSE COLLECTION.

The improvement in the collection of House Refuse was continued during the year. The labour position improved a little, but difficulty was experienced in obtaining casual labour to work during the period of annual holidays and to replace men who were absent through sickness.

During the year men were off sick on 22 occasions, which meant a loss of 3,876 working hours, as compared with 54 occasions and 4,996 working hours in 1953.

Absenteeism accounted for a further loss of 939 working hours during the year, as against 1,775 working hours in 1953.

The number of loads of refuse and salvage removed during the year was 9,375, as compared with 10,101 during 1953, the weight of refuse being 14,437 tons 18 cwt. 1 qr., as compared with 14,705 tons 11 cwt. 0 qr. for 1953.

The sum of £152. 3s. 9d. was charged for the removal of Trade Refuse.

There are four S.D. Freighters and three "Dennis" waggons engaged in the collection of refuse.

The number of employees in this department is as follows :—

- 1 Foreman ;
- 8 Drivers ;
- 8 Leading Hand Loaders ;
- 24 Loaders.

The types and value of material salvaged during the year are given herewith. The figures have been supplied by the Manager of the Sewage Works, who deals with refuse disposal :—

	Weight				Income		
	T.	c.	q.	lb.	£	s.	d.
Baled Tins	261	5	3	0	1084	6	10
Baled Paper	336	3	2	0	2120	16	9
Bottles	17	5	0	0	103	10	0
Textiles	34	6	0	20	207	11	10
Broken Glass	19	10	0	0	34	2	6
Iron and Steel	41	16	1	0	107	11	5
Non-ferrous Metals ..	3	5	0	16	237	18	8
Bones	2	3	2	0	15	4	6
Other Goods					5	0	0
Cinders, etc.					308	10	9
Dust					25	4	0
	715	15	1	8	£4249	17	3

KITCHEN WASTE.

The amount of Kitchen Waste collected and sold during the year was 187 tons 5 cwts. 3 qrs. and the income amounted to £726. 2s. 5d., compared with 181 tons 8 cwts. in 1953 and an income of £686. 10s. 4d.

Below is given the amount of Kitchen Waste collected each year since the work commenced in December, 1942 :

	Weight			Income.		
	T.	c.	q.	£	s.	d.
1942 (1 month)	9	5	1	16	4	2
1943	351	16	3	615	14	3
1944	462	5	1	750	6	2
1945	408	18	2	659	7	7
1946	272	9	0	439	7	2
1947	152	12	3	246	1	1
1948	149	12	1	241	5	0
1949	201	2	0	465	18	7
1950	207	4	0	562	9	7
1951	183	12	0	531	17	9
1952	140	7	0	448	16	6
1953	181	8	0	686	10	4
1954	187	5	3	726	2	5
	2907	18	2	£6390	0	7

The amount collected and sold each month during 1954 was as follows :—

	Weight			Income		
	T.	c.	q.	£	s.	d.
January	23	0	0	89	10	3
February	23	0	0	89	2	6
March	21	17	0	84	13	4
April	14	9	0	55	19	11
May	15	16	3	61	7	5
June	15	8	1	59	14	6
July	11	18	1	46	3	3
August	11	0	2	42	14	5
September	6	11	3	25	10	6
October	12	15	3	49	11	0
November	15	6	0	59	5	9
December	16	2	2	62	9	7
	187	5	3	£726	2	5

Comparative Summary of Work done from 1943 to 1954.

Year	Loads	Weight of ashbin refuse removed		Total Weight of refuse removed	Average cost per ton	Cost of Manual Labour		Cost of Haulage		Total Cost	
		Carts	Dennis and S.D. Freighters			£	s. d.	£	s. d.	£	s. d.
1943	8341	T. c. q. 152 7 1	T. c. q. 12845 5 0	T. c. q. 12997 12 1	s. d. 9 7	3519	15 7	2709	3 2	6228	18 9
1944	7661	416 10 3	10104 9 1	10521 0 0	13 5	3912	17 1	2652	2 1	6564	19 2
1945	8310	790 9 0	10630 7 2	11800 11 0	12 1	4206	14 0	2916	16 5	7123	10 5
1946	9457	826 2 0	14148 1 2	14974 3 2	11 7	5476	9 3	3220	9 6	8696	18 9
1947	9763	387 0 3	14589 19 0	14976 19 3	12 2	6041	15 2	3042	11 9	9084	6 11
1948	10119	—	15451 18 2	15451 18 2	12 8	6570	4 8	3275	11 9	9845	16 5
1949	10903	—	16080 7 0	16080 7 0	14 1	7495	15 3	3816	4 2	11311	19 5
1950	10438	—	15159 18 2	15159 18 2	15 7	7946	12 3	3907	19 7	11854	11 10
1951	9412	—	14040 13 1	14040 13 1	17 3	8051	19 7	4047	4 1	12099	3 8
1952	9690	—	15445 12 3	15445 12 3	19 7	9486	9 1	5126	17 10	14613	6 11
1953	10101	—	14705 11 0	14705 11 0	21 4	10329	19 7	5395	6 0	15725	5 7
1954	9375	—	14437 18 1	14437 18 1	23 4	11207	19 10	5899	13 1	17107	12 11

The above costs are obtained within the Department and are for the year ended 31st December, 1954, and may not therefore correspond with final figures to be given by the Borough Treasurer at a later date.



