

[Report 1972] / Medical Officer of Health, Eastwood U.D.C.

Contributors

Eastwood (England). Urban District Council.

Publication/Creation

1972

Persistent URL

<https://wellcomecollection.org/works/cpqqvpa3>

License and attribution

You have permission to make copies of this work under a Creative Commons, Attribution license.

This licence permits unrestricted use, distribution, and reproduction in any medium, provided the original author and source are credited. See the Legal Code for further information.


Image source should be attributed as specified in the full catalogue record. If no source is given the image should be attributed to Wellcome Collection.



Wellcome Collection
183 Euston Road
London NW1 2BE UK
T +44 (0)20 7611 8722
E library@wellcomecollection.org
<https://wellcomecollection.org>

4

Urban District of Eastwood



ANNUAL REPORT

of the


Medical Officer of Health

for the year 1972



Including the

Report of the Chief Public Health Inspector



Digitized by the Internet Archive
in 2017 with funding from
Wellcome Library

<https://archive.org/details/b29189032>

Urban District of Eastwood



ANNUAL REPORT

of the

Medical Officer of Health

for the year 1972

Including the

Report of the Chief Public Health Inspector

URBAN DISTRICT COUNCIL OF EASTWOOD

1972

Chairman: MR. H. KNAPP

Vice-Chairman: MR. H. WALKER

MRS. H. BRAITHWAITE

MR. W. E. HOLMES

MR. K. J. DAVIS

MR. E. M. R. HUDSON

MR. H. ELLIOTT, J.P.

MR. P. HUDSON

MR. W. ENGELGARDT

MR. K. ROWLEY

MR. F. A. FOTHERBY

MRS. K. A. ROWLEY

REV. D. G. GOODMAN

MR. R. R. WILLIAMSON

MISS M. E. COE

HEALTH AND HOUSING COMMITTEE

Chairman: MISS M. E. COE

Vice-Chairman: MR. W. ENGELGARDT

MRS. H. BRAITHWAITE

MRS. K. A. ROWLEY

MR. F. A. FOTHERBY

MR. K. ROWLEY

REV. D. G. GOODMAN

MR. H. WALKER

MR. H. KNAPP

MR. R. R. WILLIAMSON

Sub-Committee:

Chairman and Vice-Chairman of the Committee:
MRS. H. BRAITHWAITE and MR. H. WALKER

PUBLIC HEALTH OFFICERS

Medical Officer of Health:

WILLIAM R. PERRY, M.B., B.S., D.P.H., M.F.C.M.

Deputy Medical Officer of Health:

THELMA PHELPS, M.B., B.S., D.P.H., M.F.C.M.

Chief Public Health Inspector:

**T. F. HERMAN, M.A.P.H.I., M.R.S.H., Cert. P.H.I.E.B.,
Diploma Meat and Other Foods Inspection, and Diploma for
Smoke Inspectors**

Meat Inspector:

J. SALT, M.A.M.I.

Clerks:

(Surveyor's, Health and Housing Depts.)

MISS E. R. CARY

MRS. J. LYONS (Nee LUNN)

MRS. J. SAXTON (nee Hardy)

MISS J. MATKIN (Commenced 10.1.72)

Rodent Operative (Part-Time):

J. R. PRATT

Annual Report

To THE URBAN DISTRICT COUNCIL OF EASTWOOD

Mr. Chairman, Ladies and Gentlemen,

It is once again my privilege to present the Annual Report for 1972, which has been compiled in accordance with the requirements of the Minister.

The Vital Statistics compare favourably with those for England and Wales.

I commend for your reading the details of the work of the Department contained in the body of the Report.

May I thank the Chairman and Members of the Committee, and my colleagues for their help at all times.

WILLIAM R. PERRY,

Medical Officer of Health.

STATISTICS AND SOCIAL CONDITIONS OF THE AREA

Area	1,178 acres
Population: Estimated by Registrar General (mid-year, 1972)	10,846
Number of Inhabited Houses (31st December, 1972)	4,278
Rateable Value (1st January, 1972)	£338,695
(31st December, 1972)	£379,858
Product of Penny Rate (1st January, 1972)	£3,260
(31st December, 1972)	£3,525

During the period the area remained as constituted on 1st April, 1935, when the Nottinghamshire County Review Order, 1934, came into force.

EXTRACTS FROM VITAL STATISTICS FOR 1972

Live Births	Male	Female	Total
Legitimate	91	74	165
Illegitimate	6	12	18
	97	86	183

Birth Rate per 1,000 population: 19.9

Comparability Factor: 1.01

Adjusted Birth Rate: 17.1

Illegitimate live births as a percentage of total live births: 10.0

Deaths	Male	Female	Total
	56	55	111

Crude Death Rate per 1,000 population: 10.3

Comparability Factor: 1.16

Adjusted Death Rate: 11.3

Natural increase of population (excess of births over deaths): 1.07

Still Births	Male	Female	Total
Legitimate	2	—	2
Illegitimate	—	—	—
	2	—	2

Still Birth Rate per 1,000 total (live and still) births: 11.0

Infant Mortality

Deaths of Infants under one year of age:

Age in Weeks	Legitimate		Illegitimate		Total
	Males	Females	Males	Females	
0—1	—	1	—	—	1
2—4	—	1	—	—	1
5—52	—	2	—	—	2
Total	—	4	—	—	4

Infant Mortality Rates

Infant Mortality Rate (deaths under one year per 1,000 Live births)	11.00
Legitimate Infant Mortality Rate (deaths under one year per 1,000 legitimate live births)	12.00
Illegitimate Infant Mortality Rate (deaths under one year per 1,000 illegitimate live births)	—
Neo-Natal Mortality Rate (deaths under four weeks per 1,000 total live births)	5.00
Early Neo-Natal Mortality Rate (deaths under one week per 1,000 total live births)	5.00
Perinatal Mortality Rate (still births and deaths under one week combined per 1,000 total live and still births)	16.00

Maternal Mortality

There were no deaths attributable to childbirth.

ALL CAUSES OF DEATHS 1972

	Male	Female	Total
Tuberculosis, respiratory	—	—	—
Tuberculosis, other including late effects ...	—	—	—
Syphilitic Disease	—	—	—
Diphtheria	—	—	—
Whooping Cough	—	—	—
Meningococcal Infections	—	—	—
Acute Poliomyelitis	—	—	—
Measles	—	—	—
Other Infective and Parasitic Diseases	—	—	—
Multiple Sclerosis	—	1	1
Malignant Neoplasm, Stomach	1	1	2
Malignant Neoplasm, Intestine	1	1	2
Malignant Neoplasm, lung, bronchus	5	—	5
Malignant Neoplasm, prostate	1	—	1
Leukaemia	—	1	1
Other Malignant Neoplasms	2	6	8
Other Endocrine etc., Diseases	1	1	2
Malignant Neoplasm, Breast	—	2	2
Ischaemic Heart Disease	15	11	26
Hypertensive Disease	1	—	1
Cerebrovascular Disease	5	11	16
Other Diseases of Circulatory System	5	3	8
Pneumonia	1	4	5
Bronchitis and Emphysema	9	1	10
Influenza	—	1	1
Other Diseases of Respiratory System	2	1	3
Peptic Ulcer	1	—	1
Other Diseases of Digestive System	1	—	1
Other Diseases of Nervous System	2	—	2
Congenital Anomalies	1	1	2
Intestinal Obstruction and Hernia	—	1	1
Motor Vehicle Accidents	—	2	2
All Other Accidents	2	2	4
Other Forms of Heart Disease	—	4	4
Total	56	55	111

AGES AT WHICH DEATH OCCURRED

Age at time of death	Jan	Feb	Mar	Apr	May	June	July	Aug	Sept	Oct	Nov	Dec	Total 1972	Totals		
	1971	1970	1969	1968	1971	1970	1969	1968	1971	1970	1969	1968	1971	1970	1969	1968
Under 1 year ...	—	—	2	—	—	—	—	—	1	—	—	—	3	3	6	3
1 and under 2 ...	—	—	—	—	—	—	—	—	—	—	—	—	—	—	—	1
2 and under 5 ...	—	—	—	—	—	—	—	—	—	1	—	—	1	—	1	—
5 and under 15 ...	—	—	—	—	—	—	—	—	—	—	—	—	—	—	—	1
15 and under 25 ...	—	—	—	—	—	—	1	—	—	—	—	—	1	—	—	1
25 and under 35 ...	—	—	—	—	—	—	—	—	1	—	—	—	1	—	2	2
35 and under 45 ...	—	1	1	—	—	—	—	—	—	—	—	—	2	5	3	2
45 and under 55 ...	—	1	1	1	2	—	—	—	—	—	—	1	6	7	8	13
55 and under 65 ...	1	1	—	—	3	1	2	—	—	—	4	3	15	17	21	21
65 and under 70 ...	2	3	—	1	2	1	—	2	4	—	2	4	21	12	15	23
70 and under 75 ...	1	2	2	1	1	1	3	1	2	3	2	2	21	20	17	14
75 and under 80 ...	1	2	—	1	3	1	1	2	2	2	1	3	19	24	12	18
80 and under 85 ...	2	—	—	1	3	1	—	1	—	—	—	3	11	18	12	15
85 and under 90 ...	—	1	1	—	—	—	—	1	—	1	1	1	6	6	7	8
90 and under 95 ...	—	—	—	3	—	—	—	—	—	—	—	—	3	2	1	3
95 and under 100 ...	—	—	—	—	1	—	—	—	—	—	—	—	1	1	—	—
Totals ...	7	11	7	8	15	5	7	7	10	7	10	17	111	105	118	125

The annual variations of the Birth and Death Rates in the District are shown in the following table:—

Year	Birth Rate Per 1,000 of the Population			Death Rate Per 1,000 of the Population			Infant Mort. Rate Per 1,000 Live Births		
1963	21.85	10.74	33.61
1964	20.16	8.3	4.52
1965	21.47	8.71	12.5
1966	21.11	10.91	—
1967	19.2	8.4	9.0
1968	17.7	10.9	20.0
1969	19.1	9.2	14.0
1970	17.6	10.3	30.0
1971	18.0	9.7	15.0
1972	16.9	10.2	11.0

Comparative figures for England and Wales read as follows:—

1963	18.2	12.2	21.1
1964	18.4	11.3	19.9
1965	18.0	11.5	19.0
1966	17.7	11.7	19.0
1967	17.2	11.2	18.3
1968	16.9	11.9	18.0
1969	16.3	11.9	18.0
1970	16.0	11.7	18.0
1971	16.0	11.6	18.0
1972	14.8	12.1	17.0

PREVALENCE OF, AND CONTROL OVER INFECTIOUS AND OTHER DISEASES

General

The total number of Infectious and Notifiable Diseases notified during the year was 21 compared with 4, 93, 40, 101 and 63 for the five years immediately preceding. These cases are classified in the Table on page 14.

The number of notifications of each disease was as follows:—

Infectious Hepatitis Jaundice	8
Measles	12
Tuberculosis	1

Premises were disinfected where requested and disinfectant supplied to infected households.

Diphtheria

For the twenty-fifth year in succession no case of Diphtheria was confirmed in the District.

Details of combined Diphtheria, Whooping Cough and Tetanus Immunisation carried out in 1972 are as follows:—

Age	Under Health Dept. Arrangements	By Private Practitioners	"Boosters"	
			Under Health Dept. Arrangements	By Private Practitioners
Born in year 1972	—	—	—	—
Born in year 1971	213	36	—	—
Born in year 1970	18	7	—	—
Born in year 1969	14	—	—	—
Born in years 1965-68	19	—	260	34
Others under 16 years	—	—	—	—
Totals ...	254	43	260	34

Smallpox

Details of persons vaccinated or re-vaccinated during the year are as follows:—

Age	Primary Treatment		Re-vaccination	
	Under Health Dept. Arrangements	By Private Practitioners	Under Health Dept. Arrangements	By Private Practitioners
Under 1 year	—	—	—	—
1 year	—	—	—	—
2 - 4 years	2	—	—	—
5 - 14 „	2	—	—	—
15+ „	—	—	—	—
Totals ...	4	—	—	—

Tuberculosis

One case of this disease was added to the District Register during the year, as compared with 0, 2, 4, 1 and 8 during the preceding five years.

The following Table shows the age and sex distribution of the notified case (including both new cases and cases moved into the district from elsewhere) and deaths from tuberculosis during 1972.

TUBERCULOSIS NOTIFICATIONS AND DEATHS DURING 1972

Age Groups	New Cases				Cases transferred into District				Cases removed from Register through death			
	Pulmonary		Non-Pulmonary		Pulmonary		Non-Pulmonary		Pulmonary		Non-Pulmonary	
	M.	F.	M.	F.	M.	F.	M.	F.	M.	F.	M.	F.
Under 1 year	—	—	—	—	—	—	—	—	—	—	—	—
1 - 4 years	—	—	—	—	—	—	—	—	—	—	—	—
5 - 14 "	—	—	—	—	—	—	—	—	—	—	—	—
15 - 24 "	—	—	—	—	—	—	—	—	—	—	—	—
25 - 34 "	—	—	—	—	—	—	—	—	—	—	—	—
35 - 44 "	—	—	—	—	—	—	—	—	—	—	—	—
45 - 54 "	—	—	—	—	—	—	—	—	—	—	—	—
55 - 64 "	—	—	—	—	—	—	—	—	—	—	—	—
65 years +	1	—	—	—	—	—	—	—	—	—	—	—
Totals ...	1	—	—	—	—	—	—	—	—	1	—	—

There were 15 names of persons residing in the District on the Register of Cases on the 31st December, 1972 as follows:—

Pulmonary Cases	Non-Pulmonary Cases
8 males	1 male
6 females	

B.C.G. Vaccination of Schoolchildren

Vaccination against Tuberculosis was carried out by the Medical Officer of Health. All schoolchildren of 10 years of age and over are eligible.

The procedure consists of a preliminary skin test to find out who would benefit from the protection which B.C.G. vaccination confers. These children are known as the negative reactors to the test. Those who have a positive reaction are not vaccinated, but are referred for a full chest X-Ray, and are subsequently kept under review.

The B.C.G. procedure is thus of two-fold value. It enables those who have not been in contact with the tuberculosis germ to be vaccinated and so protected for the future, whereas the children who have already been in contact with the germ can be examined by X-Ray and kept under supervision.

The following table summarises the work done:—

	Skin Tested	X-Ray	Total Vaccinated
Schools in the Eastwood Area	250	16	219

RUBELLA

	Vaccinated
Walker Street School	118

MEASLES

	H.D.	P.P.
1971	158	9
1970	40	12
1969	5	1
1965-68	12	2
	<hr style="width: 50px; margin: 0 auto;"/> 215	<hr style="width: 50px; margin: 0 auto;"/> 24

**PREVALENCE OF NOTIFIABLE DISEASES DURING THE
LAST 10 YEARS (Confirmed Cases)**

Disease	1963	1964	1965	1966	1967	1968	1969	1970	1971	1972
Acute Meningitis	—	3	—	—	—	2	—	1	1	—
Diphtheria	—	—	—	—	—	—	—	—	—	—
Dysentery	3	1	—	1	1	—	27	1	—	—
Encephalitis Lethargia ...	1	—	—	—	—	—	—	—	—	—
Enteric Fever	—	—	—	—	—	—	—	—	—	—
Erysipelas	1	—	—	—	—	1	—	—	—	—
Food Poisoning	—	—	—	—	—	—	—	—	—	—
Measles	152	83	122	81	55	83	8	87	—	12
Ophthalmia Neonatorum ...	—	1	—	—	—	—	—	—	—	—
Paratyphoid Fever	—	—	—	—	—	—	—	—	—	—
Pneumonia	2	—	1	—	—	—	—	—	—	—
Poliomyelitis	—	—	—	—	—	—	—	—	—	—
Puerperal Pyrexia or Fever .	—	—	—	—	—	—	—	—	—	—
Scarlet Fever	3	11	5	2	1	—	3	1	3	—
Tuberculosis	2*	4*	7*	1*	4*	1*	2*	2*	—	1*
Whooping Cough	5	2	—	3	3	14	—	—	—	—
Infectious Hepatitis Jaundice	—	—	—	—	—	—	—	—	—	8
TOTALS	169	105	135	88	64	101	40	92	4	21

* New cases only — Inward Transfers not included

GENERAL PROVISION OF HEALTH SERVICES FOR THE AREA

Mortuary Accommodation

The Mortuary, which is situated at the rear of the Council Offices, Church Street, Eastwood, was used on 56 occasions during the year as compared with 49 for the year 1971. Of these 56 cases, 39 related to persons whose death occurred outside the Urban District.

Mortuary facilities serve the adjoining Parishes of Brinsley, Greasley, Awsworth, Kimberley and Nuthall. The Rural District Council of Basford, by agreement, are responsible for the payment of fees in respect of persons brought from their district. These fees at the present time are 50p for the use of the Mortuary with an additional charge of 50p when a post-mortem is held. These charges have remained unchanged since this service was made available in September, 1948.

Ambulance Facilities

The Ambulance Service is administered by the Nottinghamshire County Council, and the Sub-Station is at Nottingham Road, Eastwood.

An ambulance is summoned by telephoning to the County Ambulance Control, **Telephone Nottm 862603** and in the event of an Eastwood ambulance not being available a vehicle is despatched from the nearest County Station.

Nursing in the Home

Nine District Nurses work in the area for the purpose of treating non-infectious cases. Their nursing area includes the adjoining Parish of Greasley in the Rural District of Basford.

The service is free, and a District Nurse will always do her best to answer an emergency call without waiting for formalities to be completed. In non-emergency cases the Nurse will attend at the request of the private doctor.

The nurses operate from the following addresses:—

42 Hobsic Close, New Brinsley (Tel.: Langley Mill 2764).

9 Derby Road, Eastwood (Tel.: Langley Mill 3710).

3 Middleton Close, Watnall Road, Nuthall (Kimberley 3518).

16 Roland Avenue, Nuthall (Nottingham 271147).

342 Nottingham Road, Selston (Ripley 810445).

25 Lawrence Avenue, Eastwood (Tel.: Langley Mill 66784).

28 Lawrence Drive, Eastwood (Tel.: Langley Mill 2994).

61 Harrow Road, Wollaton (Nottingham 285179).

39 Norman Street, Kimberley (Tel.: Kimberley 2109).

Midwifery Service

There are four Midwives practising and residing in the Urban District. Gas and Air Analgesia during child-birth is available to all persons residing in the area.

It is very important that an expectant mother should book her Midwife (and her doctor if she so desires) very early in her pregnancy. Names and addresses of Midwives can be obtained from the Notts. County Council, County Hall, West Bridgford, Nottingham. (Tel. Nottm. 863366).

Home Help Service

Home Helps are provided by the County Council and are available throughout the area where service is required owing to the presence of any person who is ill, lying-in, an expectant mother, aged, mentally defective, or a child not over compulsory school age.

In maternity cases a Home Help attends daily for two weeks from the birth of the baby, excluding Saturday afternoons and Sunday, and her duties include ordinary domestic work such as cleaning, cooking, washing, care of children, mending and shopping.

In general cases of sickness, or when assisting in the households of old or infirm people, Home Helps undertake such of the above duties as may be necessary. Part-time help can be arranged.

The charge for this service is 55p per hour, but where the applicant is unable to afford this amount the County Council's Scale of Assistance is applied.

The office address is : Home Help Service, Halifax House, Station Road, Hucknall (Tel.: Hucknall 4415).

Health Visiting

There are three Health Visitors employed by the Nottinghamshire County Council on Maternity and Child Welfare work in the district. The services of a Health Visitor may be secured by calling at the County Health Centre.

Prevention of Illness, Care and After-Care

Facilities are provided by the Nottinghamshire County Council, as the Local Health Authority under Part III of the National Health Service Act, 1946, for the prevention of illness, care and after-care.

NOTTINGHAMSHIRE COUNTY COUNCIL ACT, 1951 **Establishments for Massage or Special Treatment**

Part VII of this Act came into force on the 10th March, 1952, in the Eastwood Urban District and the powers and duties applicable to this section have been delegated to the Eastwood Urban District Council.

At the end of the year there were no licensed establishments in the District for massage or special treatment.

NATIONAL ASSISTANCE ACT, 1948

The Area Director for Social Services is Mr. S. H. Lowes, of Oban House, 8 Chilwell Road, Beeston, Nottingham (Tel.: Nottingham 256267).

Homes for the Aged

The National Assistance Act, 1948, places a duty and responsibility on County and Borough Councils to provide residential accommodation for persons who, by reason of old age, infirmity or other circumstances, are in need of care and attention which is not otherwise available to them.

For this purpose, the Nottinghamshire County Council maintains 26 Homes.

The homes are provided for elderly persons of both sexes, including married couples who, on account of advancing years or infirmity, are no longer able to look after themselves in their own homes and have no one able and willing to look after and care for them. They are not intended for sick persons who need constant medical attention or nursing care, but residents suffering from minor ailments are looked after as in ordinary households.

Short Stay Accommodation

Limited facilities are available for the accommodation for short periods of aged people normally receiving care and attention from relatives to enable such relatives to have a holiday or otherwise to have a short period of relief from their responsibilities.

National Assistance (Amendment) Act, 1951

The Council has authorised the Medical Officer of Health to make applications under this Act to a Court of Summary Jurisdiction or to a single Justice of the Peace for an order for the urgent removal of certain persons from the premises in which they are residing to a hospital or other place, instead of such application being made by the Council.

No applications for Orders under this Act were made in 1971.

REPORT OF THE CHIEF PUBLIC HEALTH INSPECTOR

It is my privilege to present my Annual Report for the year 1972.

The expected work load brought about by the Housing Act, 1971 did not reach the proportions expected but after increased publicity and the visit of the Mobile Housing Exhibition from the Department of the Environment there is every sign that next year will be a peak year for the improvement of houses within the Urban District.

The biggest disappointment of the year was the lack of support for the non-returnable "sachet" milk packages introduced by N.E.M.C.O. These were a real improvement on the traditional milk bottle and in time I am sure that the co-operative society will be proved right.

I would like to express my appreciation to the Chairman and Members of the Health Committee for their support and to the staff for their efforts and loyalty.

T. F. HERMAN

Chief Public Health Inspector.

SANITARY CIRCUMSTANCES OF THE AREA

Water

All houses within the district are provided with a piped water supply by the City of Nottingham Water Department, and taken in bulk from the Derwent Valley Water Board.

No samples were taken by this Authority but the City Analyst makes bacteriological and chemical examinations monthly of samples taken at Eastwood Filtration Works, both before and after treatment.

The supply was again satisfactory in quality and quantity and no action was found necessary.

Approximately 397m of 100mm mains were laid at Chewton Street; 1m of 150mm mains at Chewton Street; and 84m of 80mm mains at Dawson Close, Newthorpe.

INSPECTION AND SUPERVISION OF MEAT AND OTHER FOODS

Slaughtering and Meat Inspection

All animals slaughtered within the district were inspected by the Council's Public Health Inspectors. The Inspectors' duties included ante and post-mortem examinations of pigs, the supervision of slaughterhouse hygiene and securing the prevention of cruelty. No cattle or sheep were slaughtered.

Some 43 minor offences relating to unhygienic practices were noted, and these were dealt with informally and consequently remedied.

The number of licensed slaughterhouses in the district at the end of the year was as follows:—

Private Slaughterhouses	1
Public Slaughterhouses	Nil

There are no Knackers Yards in the district.

	Sheep and Lambs	Pigs
Total No. killed		27014
Number inspected		27014
<hr/>		
All diseases except Tuberculosis—		
Whole carcasses condemned		15
Carcases of which some part or organ was condemned		4407
Percentage of the number inspected affected with disease other than Tuberculosis		16.31%
<hr/>		
Tuberculosis only—		
Whole carcasses condemned		—
Carcases of which some part or organ was condemned		451
Percentage of the number inspected affected with Tuberculosis		1.66%

Total weight of meat condemned as a result of the above inspection: 18,260 lbs.

Details of whole carcasses condemned (Pigs):—

Disease or Condition	No. of Carcasses
Contamination	1
Pyæmia	5
Septicaemia	4
Icterus	2
Gangrene	3
	<hr/>
	15
	<hr/>

Slaughter of Animals' Act, 1958

13 persons were licensed as Slaughtermen under the provisions of the Act, all licences being renewable annually.

Condemned Foodstuffs (other than Fresh Meat)

During the year the following foods were surrendered as being unfit for human consumption:—

	lbs.
Meat at Cold Store	3,829
Meat at Retail Shops	485
Fish	35
Ice Cream	98
Frozen Foods	1,316
Canned Goods	1,062
	<hr/>
Total Weight (in lbs.)	6,825
	<hr/>

Food and Drugs Act, 1955 (Section 2)

During the year 8 complaints of food purchased, not of the nature, substance or quantity demanded were made to the department.

All complaints were thoroughly investigated and where appropriate the manufacturers were cautioned. It was decided not to take legal proceedings in any of the eight cases.

Food Hygiene (General) Regulations, 1960

During the year 356 visits were made to Food Premises within the district. The total number of premises to which the Regulations were to be enforced were 121. At no time was it found necessary to recommend the institution of legal proceedings, but in 16 instances informal action was taken to remedy minor contraventions of the Regulations. During visits to Food Premises the Public Health Inspectors readily gave advice as to the necessity of clean food handling and, in particular, the importance of hand washing and personal cleanliness.

MILK AND DAIRIES

Milk and Dairies (General) Regulations, 1959

At the end of the year 15 persons were registered as distributors of milk.

Milk (Special Designations) (Pasteurised and Sterilised) Milk Regulations

These Regulations are enforced by the County Council and we are indebted to Mr. Gregory, the Chief Inspector of Weights and Measures, for the following information regarding milk sampling:—

Article	No. of samples obtained	No. found to be satisfactory	No. found to be unsatisfactory
Pasteurised Milk	160	105	1
Sterilised Milk	5	5	—
Milk Bottles (bacteriological)	30	24	6

Ice Cream

One new application for the registration of premises for the sale and storage of ice cream was received.

The number of premises on the Register at the end of the year was 48.

HOUSING STATISTICS

Number of houses erected during the year:—

(a) By the Local Authority	Nil
(b) By Private Enterprise	94

1.—Inspection of Dwelling-houses during the year:—

(1)	(a) Total number of dwelling-houses inspected for housing defects (under Public Health or Housing Acts)	52
	(b) Number of inspections made for the purpose	72
(2)	(a) Number of dwelling-houses included under sub-head (1) above) which were inspected and recorded under the Housing Consolidated Regulations	Nil
	(b) Number of inspections made for the purpose	Nil
(3)	Number of dwelling-houses found to be in a state so dangerous or injurious to health as to be unfit for human habitation	1
(4)	Number of dwelling-houses (exclusive of those referred to under the preceding sub-head) found not to be in all respects reasonably fit for human habitation	37

2.—Remedy of Defects during the year without service of formal Notices:—

Number of defective dwelling-houses rendered fit in consequence of informal action by the Local Authority or their Officers	18
--	----

3.—Action under Statutory Powers during the year:—

(a)	Proceedings under Sections 9, 10 and 12 of the Housing Act, 1957:—	
	(1) Number of dwelling-houses in respect of which Notices were served requiring repairs	5
	(2) Number of dwelling-houses which were rendered fit after service of formal Notices:—	
	(a) By owners	4
	(b) By Local Authority in default of owners	Nil
(b)	Proceedings under Public Health Acts:—	
	(1) Number of dwelling-houses in respect of which Notices were served requiring defects to be remedied	4
	(2) Number of dwelling-houses in which defects were remedied after service of formal Notices:—	
	(a) By owners	3
	(b) By Local Authority in default of owners	Nil

(c) Proceedings under Section 16 of the Housing Act, 1957:—	
(1) Number of dwelling houses in respect of which Demolition Orders were made	Nil
(2) Number of dwelling houses demolished in pursuance of Demolition Orders	Nil
(3) Number of dwelling houses in respect of which Closing Orders were made	3
(4) Number of houses closed in pursuance of Closing Orders	3
(d) Proceedings under Section 42 and 43 of the Housing Act, 1957:—	
(1) Number of Houses dealt with by Compulsory Purchase Order	Nil
(2) Number of Houses dealt with by Clearance Order ...	Nil
(e) Proceedings under Section 18 of the Housing Act, 1957:—	
(1) Number of separate tenements or underground rooms in respect of which Closing Orders were made	Nil
(2) Number of separate tenements or underground rooms in respect of which Closing Orders have been determined, the tenement or room having been made fit ...	Nil
(f) Proceedings under Sections 10 and 11 of the Local Government (Miscellaneous Provisions) Act, 1953:—	
Number of dwelling-houses in respect of which Closing Orders were made	Nil

4.—Housing Act, 1957, Part IV.—Overcrowding:—

Complaints of overcrowding received during the year	4
Cases of statutory overcrowding	1

5.—House Purchase and Housing Act, 1959.

Housing Acts, 1961-69-71.

Improvement of Houses by Standard Grants

During the year 65 applications were received for Standard Grants towards the cost of providing the five basic housing improvements—a bath or shower, a wash-hand basin, an internal water closet, a hot water system and sink. Particulars relating to these applications are as follows:—

Number of houses in respect of which application for grants were received	69
Number of applications receiving approval	67
Number of houses improved during the year	66
Average permissible grant per house	£512
Average actual grant per house	£329
Improvement of Houses by Discretionary Grants	
Number of applications received	18
Number of applications approved	18
Amount paid in grants	£14,439

SANITARY ADMINISTRATION

Public Health Inspection of the Area

1.	Total number of complaints received	348
2.	Total number of complaints remedied	327
3.	Total number of inspections made during the period	3844
4.	Total number of Notices served during the period:	
	(a) Informal	122
	(b) Statutory	9
5.	Total number of Notices complied with during the period:	
	(a) Informal	90
	(b) Statutory	2

Offices, Shops and Railway Premises Act, 1963

Fewer visits than in previous years were carried out, the original bulk of inspections now having been completed. Some 139 visits were made to registered premises and a further 9 visits were made to other premises to ascertain whether registration was necessary.

TABLE A	(1) Class of premises	(2) Number of premises newly registered during the year	(3) Total number of registered premises at end of year	(4) Number of registered premises receiving one or more general inspections during the year
REGISTRATIONS	Offices	1	24	24
AND	Retail shops	8	102	102
GENERAL	Wholesale shops, warehouses	—	4	4
INSPECTIONS	Catering establishments open to the public, canteens	1	8	8
	Fuel storage depots	—	—	—
	TOTALS	10	138	138

TABLE B—NUMBER OF VISITS OF ALL KINDS BY INSPECTORS TO REGISTERED PREMISES

447

TABLE C	Class of workplace	Number of persons employed
ANALYSIS OF	(1)	(2)
PERSONS EMPLOYED	Offices	376
IN REGISTERED	Retail shops	418
PREMISES BY	Wholesale departments, warehouses	26
WORKPLACE	Catering establishments open to the public	38
	Canteens	19
	Fuel storage depots	—
	Total	877
	Total Males	381
	Total Females	496

TABLE D—EXEMPTIONS

Class of Premises (1)	No. of exemptions current at 31st Dec. (2)	No. of exemptions granted or extended during year (3)	No. of applications refused or exemptions withdrawn during year (4)	No. of cases in cols. (3) and (4) where employees opposed application (5)
Part I—Space (Sec. 5(2))				
Offices				
Retail shops				
Wholesale shops, warehouses				
Catering establishments open to public, canteens			N I L	
Fuel storage depots				
Part II—Temperature (Sec. 6)				
Offices				
Retail shops			—	—
Wholesale shops, warehouses				
Catering establishments open to public, canteens			N I L	
Fuel storage depots				
Part III—Sanitary Conveniences (Sec. 9)				
Offices				
Retail shops				
Wholesale shops, warehouses			N I L	
Catering establishments open to public, canteens				
Fuel storage depots				
Part IV—Washing Facilities (Sec. 10)				
Retail shops	1			
Offices				
Wholesale shops, warehouses				
Catering establishments open to public, canteens				
Fuel storage depots				

Prevention of Damage by Pests Act, 1949

One hundred and forty-nine complaints of rats and mice were received in the year. In addition, a further 208 properties were surveyed for the presence of rats and mice. 129 properties in all were found to be infested and these were treated by poisoning with Warfarin.

The Council's refuse tip was visited regularly and treated for rat infestations.

Eighty-one complaints of insect pests were also received and dealt with.

The district sewers were test baited in Spring, 1972, and a six-monthly maintenance treatment was carried out to them.

Atmospheric Pollution

On seven occasions, boilerhouses were visited following contraventions of the Dark Smoke (Permitted Periods) Regulations and the boilerhouse staff both warned and advised regarding the emissions. No legal action was taken, but this resulted in a change over from solid to oil-burning appliances at the Co-operative Laundry and no further contraventions are expected.

Two applications for approval of new chimney heights were received and approved.

No further progress was made with regard to implementing Smoke Control Areas.

Noise Abatement Act, 1960

No complaints were received under the above heading.

Pet Animals Act, 1951

Two applications for the renewal of a licence under this Act were received and granted in respect of a pet shop.

Moveable Dwellings

There were no sites licensed under the Caravan Sites and Control of Development Act, 1960.

Scrap Metal Dealers Act, 1964

We have three registered dealers under the provisions of the above Act.

Petroleum (Regulations) Acts, 1928 and 1936

Number of Licences issued to store Petroleum	12
Number of Licences issued to store Carbide of Calcium	Nil
Total storage capacity for Petroleum Spirit (Galls.) ...	43,950
Total Fees collected	£54
Number of inspections of licensed stores	41

All licensed premises have been regularly inspected and found to comply with the conditions of the Licences issued.

FACTORIES ACT, 1961

PART I. OF THE ACT

1.—INSPECTIONS for purposes of provisions as to health (including inspections made by Public Health Inspectors).

Premises	Number on Register	Inspections	Number of Written Notices	Occupiers prosecuted
(i) Factories in which Sections 1, 2, 3, 4 and 6 are to be enforced by Local Authority	12	51	2	—
(ii) Factories not included in (i) in which Section 7 is enforced by the Local Authority	46	40	—	—
(iii) Other Premises in which Section 7 is enforced by Local Authority (excluding outworkers' premises)	—	—	—	—
Total	<u>58</u>	<u>91</u>	<u>2</u>	<u>—</u>

2.—CASES IN WHICH DEFECTS WERE FOUND.

Particulars	Number of cases in which defects were found		Referred To H.M. By H.M.		Number of cases in which prosecutions were instituted
	Found	Remedied	Inspector	Inspector	
Want of Cleanliness (S.1) ...	—	—	—	—	—
Unsuitable or Defective Sanitary Conveniences (S.7) ...	2	2	—	—	—
Total	<u>2</u>	<u>2</u>	<u>—</u>	<u>—</u>	<u>—</u>


PART VIII. OF THE ACT

OUTWORK

(Sections 133 and 134)

Nature of Work	Sections 133		Sections 134			
	No. of out-workers in August list required by Sect. 133 (1) (c)	No. of cases of default in sending lists to the Council	No. of prose- cutions for failure to supply lists	No. of instances of work in unwhole- some premises	Notices served	Prose- cutions
Wearing apparel—						
Making, etc.	20	—	—	—	—	—
Lace, lace curtains and nets	9	—	—	—	—	—
Cabinet making	5	—	—	—	—	—
Total	<u>34</u>	<u>—</u>	<u>—</u>	<u>—</u>	<u>—</u>	<u>—</u>





Approved by the

111