

**[Report 1904] / Medical Officer of Health, Eastbourne County Borough.**

**Contributors**

Eastbourne (England). County Borough Council.

**Publication/Creation**

1904

**Persistent URL**

<https://wellcomecollection.org/works/bf4ybzxr>

**License and attribution**

You have permission to make copies of this work under a Creative Commons, Attribution license.

This licence permits unrestricted use, distribution, and reproduction in any medium, provided the original author and source are credited. See the Legal Code for further information.

Image source should be attributed as specified in the full catalogue record. If no source is given the image should be attributed to Wellcome Collection.



Wellcome Collection  
183 Euston Road  
London NW1 2BE UK  
T +44 (0)20 7611 8722  
E [library@wellcomecollection.org](mailto:library@wellcomecollection.org)  
<https://wellcomecollection.org>

BOROUGH OF EASTBOURNE.



# Annual Report

FOR 1904 ON THE

# Health of Eastbourne,

VITAL STATISTICS, SANITARY WORK, etc.

---

W. G. WILLOUGHBY, M.D., LOND.,

*M.R.C.S. Eng., L.R.C.P. Lond.; Diplomate in Public  
Health of London and Cambridge Universities.*

— MEDICAL OFFICER OF HEALTH. —

---

Eastbourne :

PRINTED BY V. T. SUMFIELD, STATION STREET.

1905.

# SANITARY DEPARTMENT, 1904.

## SANITARY COMMITTEE, 1903-4.

Mr. Alderman STRANGE, J.P., *Chairman*.

*The Mayor* (Mr. Councillor MAUDE, J.P.).

Mr. Councillor M. MARTIN, *Deputy-Chairman*.

Mr. Alderman BURT.	Mr. Councillor HARDING, J.P.
„ Councillor BRADFORD.	„ „ HOLLINS.
„ „ BREACH.	„ „ CAYFORD, J.P.
„ „ CLIMPSON.	„ „ ROWE.
Mr. Councillor WHITE.	

## 1904-5.

Mr. Councillor O'BRIEN HARDING, J.P., *Chairman*.

*The Mayor* (Mr. Councillor SIMMONS, J.P.).

Mr. Alderman M. MARTIN, *Deputy-Chairman*.

Mr. Alderman ROWE.	Mr. Councillor CLIMPSON.
„ „ WELCH.	„ „ HOLLINS.
„ Councillor BRADFORD.	„ „ RAWLES.
„ „ BREACH.	„ „ WHITE.

## STAFF.

*Medical Officer of Health:*

W. G. WILLOUGHBY, M.D., Lond., D.P.H.

*Sanitary Inspectors:*

E. G. SPEARS, C.S.I. (Central District) (L.G.B.) (Chief).

J. H. OLLETT, A.S.I., R.P.C. (Western District).

S. R. HENDERSON, C.S.I. (St. Mary's District).

C. H. TAYLOR, C.S.I. (Eastern District).

*Meteorologists:*

R. SHEWARD, F.R. Met. Soc.

C. H. TAYLOR (Assistant).

*Clerks:*

R. PIERCE and C. CONNELL.

*Dust Foreman:*

G. GREEN.

*Assistant Disinfecter, etc.:*

R. GAY.



# TABLE OF CONTENTS.

	PAGE.
1. General Account of the Borough ... ..	1
Meteorology ... ..	5
Water Supply ... ..	6
Population ... ..	13
Housing of Population... ..	16
2. Marriages ... ..	19
3. Births ... ..	20
Vaccination ... ..	22
4. Infectious Diseases ... ..	24
Isolation Hospitals ... ..	29
5. Deaths ... ..	39
Comparative Death Rates ... ..	40
Ward Mortality ... ..	43
Infantile Mortality ... ..	45
Deaths from Zymotic Disease ... ..	49
Cancer ... ..	54
Tuberculosis... ..	54
Uncertified Deaths ... ..	59
6. Sanitary Work ... ..	60
House Sanitation and Certificates ... ..	61
Removal of Refuse ... ..	67
Sale of Foods and Drugs ... ..	70
Dairies, Cowsheds, etc. ... ..	76
Legal Proceedings ... ..	77
The Factory and Workshop Acts ... ..	80

## APPENDIX.

Tables of the Local Government Board and others.



# BOROUGH OF EASTBOURNE

## 1904.

---

SITUATION.—Latitude,  $50^{\circ} 46'$  N. ; Longitude,  $0^{\circ} 17'$  E.

ELEVATION OF THE AREA BUILT OVER.—Varies from 140 feet above (at West End) to 4 feet below high-water mark (in the East of the Borough).

SLOPE.—From West to East. ASPECT.—South and South-East.

AREA.—Of the Borough, 5,378 Acres ; of the part built over, about 2,000 acres.

DENSITY OF POPULATION.—For the Borough, 8·5 persons per acre ; for the Town, about 44.

NO. OF INHABITED HOUSES.—At Census (April, 1891), 5,190 ; at Census of 1901, 7,088.

POPULATION.—Census (1891), 34,960 ; Census (1901), 43,344 ; Estimated at the middle of 1904, 45,750.

RATEABLE VALUE.—£393,457 15s. od.

BIRTH-RATE.—21·05 per 1,000 ; Males, 494 ; Females, 469.

DEATH-RATES.—Including all deaths, 10·49 ; excluding deaths of visitors, 9·2 per 1,000.

Zymotic (total), 0·98 ; from the seven principal Zymotic diseases, 0·5 per 1,000.

Infantile Mortality, 92 per 1,000 births.

MEAN ANNUAL TEMPERATURE.—50·5 degrees Fahr.

HOURS OF BRIGHT SUNSHINE RECORDED.—1761·6.

TOTAL RAINFALL.—28·36 inches.

To His Worship the Mayor, and to the Aldermen  
and Councillors of the Borough of Eastbourne.

---

GENTLEMEN,

In accordance with Section XIV. of the Local Government Board Order as to the duties of the Medical Officer of Health, I have the honour of submitting herewith my Eleventh Annual Report on the Health of Eastbourne, its Vital Statistics, the Sanitary Work done, etc., during the year 1904.

I have also, in accordance with Section 132 of the Factory and Workshops Act, 1901, to submit a special report on the work done under the Factory and Workshops Acts. This is incorporated with the following report under the division of Sanitary Work. The Register of Workshops, which has to be kept by the Authority, is duly kept in my department.

This year, in addition, the Home Office has sent a new special form to be filled up and returned.

In accordance with instructions also copies of this Report have been sent to the Local Government Board, to the County Council and to the Home Office.

The Report is on the lines of my previous reports so that comparison and reference may be easy. Some repetition of matters previously detailed is called for so that each year's report shall be complete in itself.

There are matters for congratulation in this Report of 1904. While the Death-rate for England and Wales has slightly risen since 1903, Eastbourne's Death-rate is still a low one; the total inclusive Death-rate for 1904, without any deductions, being but 10.49 per 1,000.



In the two previous years our rate had been 4·1 and 4·4 per 1,000 respectively less than that of England generally, but in 1904 our Death-rate was no less than 5·7 per 1,000 less than that for England and Wales.

The Zymotic Death-rate was 0·5 per 1,000, only about one quarter that of England and Wales, viz: 1·9 per 1,000. These two—the General and the Zymotic Death-rates are in each case the second lowest on record for Eastbourne, and show a gratifying continuation of improvement in the healthy state of the Borough.

The Infantile Mortality Rate is the lowest recorded for Eastbourne, viz: 92 per 1,000 births as compared with the 146 of England and Wales. The Birth-rate has slightly increased.

A noticeable feature of the Report is that deaths from Infantile Diarrhœa, the most serious disease of a fine and hot summer and autumn, did not remarkably increase in 1904 compared with the previous year, contrary to the experience of the country generally. Frequent removals of house refuse and similar sanitary measures undoubtedly help to cause this satisfactory feature, for the Meteorological conditions were against us.

Another index of the healthiness of a community, viz: the incidence of notifiable infectious disease, was lower in 1904 than in any previous year but one, being at the rate of 2·9 per 1,000 as against a ten years average of 4·1 per 1,000.

In 1904, an important step was taken under the Food and Drugs Act by the Authority, in instituting successful prosecutions for adulteration of brandy by other spirit. Hitherto prosecutions had only been undertaken for the most harmless adulterant, viz: water. Standards of purity for various foods are very necessary, since in a few Courts of Jurisdiction, similar prosecutions have failed owing to want of a definition of pure brandy.



In the interest of health, I trust the Council will continue the policy of replacing street level sewer ventilators by tall upcasts. The old plan of insisting on high and perfectly airtight drain ventilators for houses, and at the same time allowing the existence of street level sewer ventilators just outside the houses was most inconsistent. We have now practical experience that closing of street level ventilators is not only not harmful but beneficial.

In my new appointment as Medical Officer to the Education Authority, I feel I have been able to do much work in the way of public health. There is sufficient work among the school children to occupy very much more time than the exigences of my principal duties permit.

I beg respectfully in the interest of a healthy exercise to point out how impossible it is for women and girls to get a bathe in the sea at a reasonable price. Bye-laws prevent free bathing off the foreshore while no reasonable substitute is provided. Public bathing stations for women are needed where bathing can be indulged in either free or at a very small charge.

In carrying out the duties of my office, I have been much indebted for kind assistance to the Medical profession in Eastbourne, which has cordially worked with the Sanitary Department. I have also to particularly thank the members of the Staff of the Department, as in previous years, for the ready assistance I have always had from them.

I sincerely thank the members of the Sanitary Authority and particularly those on the Sanitary Committee, for their kindness throughout the year.

I am, Gentlemen,

Your obedient Servant,

W. G. WILLOUGHBY, M.D., LOND.

In the first place, it is not possible to say that the  
of the world is a single entity, but rather a collection of  
of the world is a collection of many different things, each of which  
of the world is a collection of many different things, each of which  
of the world is a collection of many different things, each of which

It is not possible to say that the world is a single entity, but rather a collection of  
of the world is a collection of many different things, each of which  
of the world is a collection of many different things, each of which  
of the world is a collection of many different things, each of which

It is not possible to say that the world is a single entity, but rather a collection of  
of the world is a collection of many different things, each of which  
of the world is a collection of many different things, each of which  
of the world is a collection of many different things, each of which

It is not possible to say that the world is a single entity, but rather a collection of  
of the world is a collection of many different things, each of which  
of the world is a collection of many different things, each of which  
of the world is a collection of many different things, each of which





## THE BOROUGH.

The Borough of Eastbourne is formed by the original civil parish of Eastbourne and the district of Norway, which was formerly part of the original parish of Willingdon. In the official census reports of 1901 the acreage is given as follows :—

Land	...	...	...	...	5,362 acres
Inland water	...	...	...	...	16 „
Tidal water	...	...	...	...	0 „
Foreshore	...	...	...	...	332 „

The name “Eastbourne” throughout this report refers to the Municipal Borough, and the statistics given apply to the Borough, and not to the original parish alone or to the registration district of that name as mentioned in the Registrar-General's reports.

A large portion of the Borough, especially on the West and North, consists of agricultural and other land not occupied by houses. Of the total 5,362 acres of land about two-thirds are not built upon, but surround the town. The area built upon is surrounded by agricultural land or sea in all directions, and the buildings do not extend to the Borough boundaries except towards the sea.

The Borough is divided into four Wards and into nine Ecclesiastical Sub-Districts, as follows :—

WARDS.—East, Central, West, and St. Mary's.

ECCLESIASTICAL PARISHES.—St. Mary's, St. John's, All Saints', St. Saviour's, St. Peter's, Holy Trinity, All Souls', St. Anne's, and Christ Church.



The census populations of the Parishes varied from 13,660 in Christ Church to 354 in St. Peter's, and that of the Wards varied from 16,836 in the East Ward to 6,101 in the West Ward.

Owing to such variety in population the Parishes for Sanitary purposes are of no use as units and the wards though convenient for vital statistics have by unequal growth become inconvenient for use as Sanitary areas for Inspectors. In 1902 when the growth of the Borough and the increase of duties of the Department led to the appointment of a fourth Inspector, a re-arrangement of Districts was made, the Wards having grown unequally in population and extent. During 1904 there were and there are now four Sanitary Districts, in each of which, under the Medical Officer of Health, an Inspector has full charge in all respects, including the removal of infectious cases, the working of the Sale of Food and Drugs Acts, etc.

These four Sanitary Districts are constituted as follows :

- (1) St. Mary's District, coinciding with St. Mary's Ward.
- (2) West District, being that part of the town West of Victoria Place and Terminus Road and South of Grove Road and Compton Place Road.
- (3) Central District, bounded on the West by Terminus Road and Victoria Place, on the East by Lower Drove from Seaside to Whitley Road, on the North by the Railway, and on the South by Marine Parade and Seaside.
- (4) East District, comprising all South-East of Seaside and that part North of Seaside from Lower Drove Eastwards.

The estimated populations of these districts, calculated on the basis of the Census returns of 1901, are as follows :—

St. Mary's District ... ..	10,752
West                   ,,     ... ..	10,577
Central               ,,     ... ..	11,199
East                   ,,     ... ..	10,816
	<hr/>
The Borough                   ...	43,344
	<hr/>

The work is thus fairly equalised among the staff, for each district has its characteristics, and while there is more of a particular sort of work in one district this is counter-balanced by other duties in other districts.

In the West District with its good upper-class population, drainage work in large houses preponderates; in the East shop inspection and constant nuisance inspection is the essential feature; in the Central is more general work of an Inspector of Nuisances; and in St. Mary's there is a variety of all sorts. The areas of the poorer classes are in the Eastern and St. Mary's Districts, and to some extent in the Central.

The Vital Statistics in this Report are given as a whole, and as regards the old division into Wards.

The principal institutions, from a sanitary point of view, are the following:—

The Borough Infectious Diseases Hospital in St. Mary's Ward.

The Isolation Cottage in the East Ward.

The Union Workhouse and Infirmary in St. Mary's Ward.

All Saints' Convalescent Home in the West Ward.

The Princess Alice Hospital in St. Mary's Ward.

Other institutions are the Upwick Vale Home, the Homœopathic Cottage Hospital, and Convalescent Home.

Just beyond the Borough boundary in the East is the Langney Hospital for Small Pox, which, although outside the Borough, belongs to the Eastbourne Sanitary Authority.



### **Site, Soil, etc.**

The Borough is situate on and at the foot of a slope running chiefly from the Downs on the West to the level ground at the East end of the South Downs.

The highest point of the Borough on the Downs is about 590 feet above sea level, but the elevation of the portion covered by houses varies from about 150 feet above in the West to 4 feet below high-water mark in the East. The Downs shelter the town from the West and South-West, the latter being the direction of most of the storms or gales. The front of the town is open to the sea facing South and South-East, and this ensures a very large amount of sunshine, as is shewn by the sunshine record.

One of the most satisfactory characteristics of Eastbourne is the large extent of the Borough and of the area built over compared with the number of its houses and population. The large extent and number of open spaces and gardens conduce to its healthiness. The earlier estates that were laid out might be more perfectly followed out by the later than they are, to the advantage of the Borough.

Geologically there is much variation in the soil in the different parts of the Borough. Eastbourne is for the greater part on chalk. There is a certain amount of clay soil in the central part of the town, and a strip of upper greensand, which is narrow along the Grand Parade and widens as it passes from West to East to about Bourne Street, where it narrows again until it ends about half-a-mile east of the Pier. The remainder of Eastbourne in the East is on alluvium and on the beach.

Of the four Wards, the whole of the West Ward, and, with a small exception adjoining the railway, the whole of St. Mary's Ward are on chalk; the East Ward is to a small extent on chalk and greensand, but mainly on alluvium and shingle; the Central Ward is on chalk principally, but also on alluvium, and, to some extent, on greensand and clay.



In the valleys the chalk and greensand are covered by valley gravel.

---

### **Meteorology.**

The Meteorology of the Borough for 1904 will be recorded in Messrs. Sheward & Taylor's Annual Report, where full details can be obtained. Some of the *data* have been arranged in a table in the Appendix to this Report, where a coloured chart is also given, showing in a graphic manner some of the principal meteorological items and the deaths, daily and week by week respectively.

Among the facts shewn in this chart and the tables are the following :—

Rainfall for the year, 28·36 inches.

Number of days on which rain fell, 163.

Highest recorded barometric reading, 30·709 inches  
on January 21st, at 9 a.m.

Lowest ditto, 28·711 on February 9th, at 9 p.m.

Highest recorded temperature in the shade, 83·0  
degrees on August 4th.

Lowest ditto, 25·5 degrees on January 1st.

Total amount of sunshine, 1761·6 hours.

Number of sunless days, 72.

In 1904 the temperature was over 75° in the shade  
on 1 day only and below 32° on 17 days.

The meteorological report compares these figures with the averages. As compared with 1903 there were 4½ inches less rainfall and 23 fewer rainy days. There were five fewer sunless days and 81 more hours of sunshine. The lesser rainfall was accompanied by a small increase of deaths from Diarrhœa, but not to a great extent.

The instruments are just as in previous reports, but have required various repairs during the year. Much of the



work, and nearly all of the statistical part, has been done by Mr. C. H. Taylor.

Reports are circulated monthly among the members, and are daily posted in the Shelters and at the Queen's Hotel. Daily telegrams are also sent to leading daily papers.

A recording rainfall gauge and a recording wind-pressure gauge would make the Station more complete, and the former especially would be of practical use on the question of sewerage capacity.

---

### **Water Supply.**

The possible sources of the Water Supply of Eastbourne are three in number, viz. :—Friston, Holywell, and Wannock. The main supply is, however, from the deep wells and headings in the chalk of the South Downs at Friston, and the others are subsidiary supplies from similar sources. During 1904 the whole of the water supplied to Eastbourne was obtained from Friston. There has always been a constant supply at good pressure in the mains throughout the year, and the subsidiary sources have not been used.

The organic purity of the water is unimpeachable, the new sources being very good as regards freedom from possibility of organic contamination. The freedom from possibility of contamination of a source of water supply is of infinitely more importance than a single good result on analysis.

In the present permanent Eastbourne water supply the average chlorine, representing chlorides, is under 3 grains per gallon; the total hardness  $14\frac{1}{2}$  grains per gallon or "degress, Clark"; the permanent hardness varies from  $7\frac{1}{2}$  degrees downwards.

Analyses of the water were made from time to time during 1904, samples being taken both at the source and at points of supply.

The subjoined are typical reports of analyses selected at hazard, the returns being equally good throughout the year.

(a) From the Source (Friston) in December, 1904, by the Borough Analyst.

(b) From the Mains in Eastbourne in June, 1904, by Professor P. F. Frankland.

CHEMICAL LABORATORY,

36, EASTCHEAP,

LONDON, E.C.,

14th December, 1904.

REPORT ON SAMPLE OF WATER TAKEN  
8TH DECEMBER, 1904.

*Chemical Analysis.*

					Grains per gallon.
Total Solids	...	...	...	...	21.56
Chlorine	...	...	...	...	2.1
Nitrogen as Nitrates...	...	...	...	...	0.1
Nitrites	...	...	...	...	none
Free Ammonia	...	...	...	...	0.0000
Albuminoid Ammonia	...	...	...	...	0.0008
Oxygen consumed in 1 hour	...	...	...	...	0.08
Hardness, Total	...	...	...	...	13.5
„ Permanent	...	...	...	...	4.5
Alkalinity as Ca Co <sub>3</sub>	...	...	...	...	9.0

*Microscopical Examination.*

Deposit very small, no infusoria, protozoa, etc. A very little vegetable débris.

*Bacteriological Examination.*

No sewage organisms (B. Coli, B. Proteus, B. Sporogenes Enteritidis or Streptococci) isolated from 1000 cc's of the water.



Total organisms growing on gelatine  
 at 22° c. ... .. 56 per cc.  
 Total spore bearing organisms ... 3 in 10 cc.'s  
 Total gelatine liquifying organisms... 7 per cc.

In my opinion the water is free from pollution, and is in excellent condition for drinking and other purposes.

(Signed) M. WYNTER BLYTH.

---

CHEMICAL LABORATORIES,  
 THE UNIVERSITY,  
 BIRMINGHAM,

*June 2nd, 1904.*

DEAR SIR,

#### EASTBOURNE WATER.

I have to report to you on the chemical analysis which I have made of the several samples of water sent to me from Eastbourne during the past month, all having been collected on the 13th ult.

The samples from both service mains were of an extremely high degree of organic purity; they were palatable, almost perfectly clear, and of only moderate hardness. The supply to the town, as represented by these samples, was thus of the most excellent quality for drinking and domestic purposes generally.

The water from the Friston well was almost perfectly clear and contained proportions of nitrates and chlorides similar to those present in the sample from the service mains.

I am,

Faithfully yours,

(Signed) PERCY F. FRANKLAND.

RESULTS OF ANALYSIS EXPRESSED IN PARTS PER 100,000.

Description.	Total solid Matters.	Organic Carbon.	Organic Nitrogen	Ammonia	Nitrogen as Nitrates and Nitrites.	Total combined Nitrogen	Chlorine.	Hardness.			Remarks.
								Temporary.	Permanent.	Total.	
High service main, May 13. 1904...	28.60	.032	.006	0	.352	.358	3.35	14.8	4.6	19.4	A few suspended particles, palatable, free from poisonous metals.
Low service main, May 13. 1904...	28.40	.030	.005	0	.357	.362	3.35	14.6	4.0	18.6	



I am asked occasionally if artificial softening of the Eastbourne water is not advisable, but on the whole I am not inclined to advise it since the advent of the new supply. Undoubtedly, a naturally soft water is economical both directly and indirectly as regards boilers, etc., but it must not be forgotten, on the other hand, that artificial softening on a large scale can only remove a certain part of the inorganic matter causing hardness, and the expense of softening in Eastbourne would not be met with a sufficient advantage in this respect. Moreover, it would be a serious matter to have the water supply interfered with and its freshness and purity exposed to risk of contamination on its way from the source to the consumer. Most important of all, perhaps, is the fact that the present Eastbourne water has but  $14\frac{1}{2}$  degrees of hardness, and therefore is not sufficiently hard to warrant interference. The water is only of very moderate hardness, as the following comparison with all the London waters shews:—

					Degrees.
Hardness of Eastbourne water	...	...	...	...	<del>14</del> 14.5
„	London	„	derived from Thames	...	<del>2</del> 14.7
„	„	„	„	Lea (New River)	<del>22</del> 15.4
„	„	„	„	Deep Wells (Kent)	<del>28</del> 19.95

None of these are artificially softened on a large scale for domestic purposes.

Many analyses have been made of such waters as Vichy, etc., the various table waters such as soda, potass, lithia, etc., and they invariably contain far more salts and hardness than the Eastbourne water.

The amount of water pumped into Eastbourne for consumption from the various sources varied from sixteen million gallons per week down to nine-and-a-quarter million gallons, the average amount being a little over ten million gallons per week. Taking the number as rather over ten



million gallons per week, and allowing for houses supplied in outlying districts, this gives over 30 gallons per head per day. More could have been pumped in if necessary.

It is notable that the quantity and excellent quality of the water are practically identical with those of other years of varying rainfall. Sources independent as far as possible of variations in amount of rainfall are most satisfactory.

The total number of complete chemical analyses of the water received has been 12. The number of partial analyses made by the Medical Officer of Health has been 51.

The Local Manager of the Eastbourne Waterworks Company, in whose hands the water supply of the town is, has kindly given me some of the above information.

---

### **Drainage.**

Drainage and re-drainage work has been constantly in hand during 1904 owing to the continued growth of the Borough and the renovating of old property.

In the case of many houses iron drains are being laid instead of earthenware. In some cases light iron has been put in which is not satisfactory. All iron drains should be of heavy weight and properly coated, and if necessary a bye-law to this effect should be obtained. It is not satisfactory that two different departments should be concerned in house drainage matters especially where the officials have different standards of efficiency. This matter is rightly receiving the attention of the Council.

The whole of the sewage, except some of that from the Infectious Diseases Hospital and some surface water, passes into the sea untreated at Langney Point. Owing to the levels of a portion of the Borough, the fall is only natural at low tide; at high tide some of the sewage has to be lifted by the aid of Shone's Pneumatic Ejector. Langney Point is so placed that the sewage does not return to the foreshore of the Borough.



In two parts of the town the sewage has to be raised to the level of the main sewers by Pneumatic Ejectors—viz., in Compton Street and in Bourne Street. The system works very well.

There are one or two outfalls on the sea front for storm water.

Infectious excrementitious matter at the Infectious Diseases Hospital is destroyed by cremation, and as there are but very few cases except those in the Hospital, fouling of the shore in the neighbourhood of the outfall if it occurred would not easily convey specific infectious illnesses if at all.

The drainage of the adjoining district of Willingdon has, owing to Incorporation proposals, again received much attention. It is practically certain that the land on which the irrigation is to take place is in parts unfit for the purpose. Any fouling of the ditches on the marshes from this scheme and from the Polegate scheme is a menace to Eastbourne, but, owing to the total removal of the sources of water supply to quite another place a long distance away, the menace has lost most of its importance. The results of the scheme will require watching.

---

### **House Refuse.**

House refuse is collected by the Corporation, under the organization of the Medical Officer of Health, except over an area including about 800 houses in the extreme East of the East Ward, where a private contractor removes the refuse for the sake of having the material. During 1904 the method in which this work has been carried out in this small district has again caused complaints, and the Sanitary Committee has considered the advisability of the removal of the whole of the refuse of the town by the Corporation, but at present there is no change.

Except the refuse from the small portion referred to, the house refuse of Eastbourne is destroyed in a Destructor. From March, 1903, to March, 1904, the Destructor was not in



use, as it was being replaced by an improved form. In the meantime, the refuse was tipped on to a portion of the Crumbles, which, although not a satisfactory method of disposal was as satisfactory a solution of the difficulty as could be found at the time.

The collecting carts are not of satisfactory form, and it is a matter for regret that the construction of the new Destructor does not allow of the use of four-wheeled carts.

The Council has decided to have Stables at Roselands for the horses employed in dust collecting but the work is not progressing yet.

Continuing the precedent of other years since 1899, the collection of refuse has been made once weekly from all houses in the Borough except during the three summer months of July, August and September, when it was removed twice weekly. Some of the large houses and hotels have a more frequent collection.

---

### **Population.**

As the distance from the census increases so the estimate of the population is liable to be less correct; by comparing the results obtained from different processes, however, a fairly accurate estimate can be obtained. The statistics in this report are based on the estimate that in the middle of 1904 the population numbered 45,750. If, however, the population has increased since the census of 1901 as it did between 1891 and 1901, then the population of 1904 was 46,480. The Registrar-General gives his estimate of the population as 46,189. By calculations based on former increases, on excess of births over deaths, and on the number of inhabited houses, however, I arrived at 45,750 as the best approximate estimate. The population is not growing so quickly as it did, and there has been a temporary dulness in 1904, in the building trade, which is one of the staple businesses of Eastbourne, employing at the time of the last



census 2,441 males. The houses built in 1904 were only about half the number of those built in the census year, and the employés must have accordingly dropped in number, but not to a corresponding extent.

Although Eastbourne is not growing as rapidly as it did it is still increasing, and in 1904 the excess of births over deaths was 483, a larger number than in previous years. In the later years of the old century in Eastbourne, the excess of immigration over emigration used to be twice this.

The distribution of the population according to Wards is shewn in the subjoined table. The 1904 estimate is approximate and based principally on the increase in the number of dwelling-houses and the excess of births in each locality.

Wards.	Population in 1891 (Census).	Population in 1901 (Census).	Population in 1904 (Estimate).
East	... 12113	... 16836	... 18357
Central	... 10501	... 9655	... 9773
West	... 5736*	... 6101	... 6227
St. Mary's...	6619*	10752	11393
	<u>34969</u>	<u>43344</u>	<u>45750</u>

\*Incorrect—Some of the St. Mary's Ward population was at this census included with the West.

#### SEX CONSTITUTION OF THE POPULATION.

The last census showed that the percentage of males is now nearly stationary, and not decreasing at the rapid rate the previous census showed:—

Year.	Males, Total.	Per- centage.	Females, Total.	Per- centage.	Total.	Excess of Females.
1881 (census)	10,060	45·7	11,954	54·3	22,014	1,894
1891 (census)	14,665	41·9	20,304	58·1	34,969	5,639
1901 (census)	18,097	41·8	25,247	58·2	43,344	7,150
1904 (estimate)	19,125	41·7	26,625	58·3	45,750	7,500

Calculated to the middle of 1904 there are probably 7500 more females than males in Eastbourne.

In Eastbourne, as in other similar health resorts, there are fewer occupations and means of obtaining livelihood for men than for women, hence one cause of the large disproportion in the number of the sexes.

In Eastbourne there are more female infants under one year than male, but at age one males preponderate, and do so up to the age of fourteen, when females preponderate to the close of life. The difference is most excessive at the ages 20-30, when the females are nearly twice as numerous as the males; the difference decreases slowly to the age of fifty, and then, though females exceed males there is not much difference to the close of life.

#### AGE CONSTITUTION OF EASTBOURNE POPULATION.

The following table gives the 1901 (census) and 1904 (middle, estimated) age groups of the population according to sexes :—

Age Groups.	Census, 1901.			Estimate, 1904		
	Males.	Females	Total.	Males.	Females	Total.
0-1 ... ..	392	406	798	417	432	849
1-5 ... ..	1537	1502	3039	1622	1579	3201
Total under 5 ... ..	1929	1908	3837	2039	2011	4050
5-15 ... ..	4383	4100	8483	4635	4325	8960
15-25 ... ..	3533	6114	9647	3735	6448	10183
25-65 ... ..	7434	11906	19340	7851	12555	20406
65 and upwards ... ..	818	1219	2037	865	1286	2151
Totals ... ..	18097	25247	43344	19125	26625	45750



Since the census of 1891 the main change in the arrangement of the Eastbourne population's ages has been that there are now about three per cent. less of the ages between 1 and 15 and three per cent. more at ages from 25 to 65.

The percentage composition of the population of Eastbourne at different groups of ages is as in the following table :—

Age Groups.	Census. 1891.	Census, 1901.		
	Total.	Total.	Males.	Females.
Under 5 years of age ... ..	10'02	8'85	10'66	7'56
5—15 ... ..	21'19	19'57	24'22	16'24
15—25 ... ..	22'90	22'26	19'52	24'21
25—65 ... ..	41'63	44'62	41'08	47'16
65 and upwards ... ..	4'24	4'70	4'52	4'83

In a previous report I gave in detail the occupations of the population. Of 14,134 males over 10, 10,709 were engaged in some occupation, the principal being building and its allies employing 2,441, food and lodging 1,473, conveyance of man, goods and messages, 1,440. Of 8,843 females engaged in occupation 3,771 were domestic servants, excluding 672 in laundry service. In 1904 there must have been a decrease in those engaged in building trades.

#### HOUSING OF THE POPULATION.

The following table shews the number of dwelling houses in Eastbourne and in each Ward at the census of 1891 and 1901, also the number of persons per house and the number of dwelling houses recently certified :—



Wards.	Houses inhabited at Census, 1901.	Persons per house, Census, 1901.	Houses certified in 1904.†	Houses certified from Census to end of 1904.
East ...	2,970	5·6	57	518
Central ...	1,555	6·2	1	44
West ...	643	9·4	29	66
St. Mary's	1,920	5·6	79	341
Totals ...	7,088	6·1	166	969

The last census shewed a diminution in the number of people per house, testifying to the spreading of the population over more houses, and there is ample accommodation in Eastbourne for the population. Very few cases of overcrowding are brought to light, though rents and bad times just now make it imperative for many house occupiers to have lodgers. In August some crowding of lodging houses, etc., occurs, but such cases are difficult to discover, and the visitors spend most of the time out of doors.

One-room tenements were 540 in number at the census-taking time, but in 377 of these cases there was but one occupant, and in 14 only were there over three occupants. In previous reports I have described the occupancy of other small tenements in detail, the whole showing a very fair housing accommodation of the Eastbourne population.

The population density in the Borough as a whole in 1904 was 8·5 persons per acre; in the part of the Borough built over it was approximately 44 persons per acre.

The statement that the density of the population in the Borough is but 8·5 persons per acre must be taken with the supplement just given—viz., that the real density is about 44, which is still comparatively small. It is considerably to the advantage of the health of the population for the houses to be surrounded and intersected by open spaces as Eastbourne is. The newer estates have not, unfortunately, been laid out so healthily in this respect as in former days. There is a

† From figures extracted from books kindly lent by Mr. Field, Borough Architect and Building Surveyor.



tendency to accept the Bye-laws as a moral maximum instead of a legal minimum.

House building suffered a check in 1904, 166 houses being certified for occupation as against 281 in 1903, 325 in 1902, 254 in 1901 and 293 in 1900, excluding stables, warehouses, etc. The last census shewed that the population had spread over more houses of late years, there being less persons per house, viz., 6·1 at the 1901 census, and 6·7 at the 1891 census.

Building is still being carried on mainly in the East and in St. Mary's Wards. The sites in St. Mary's Ward, being chalk and at a good elevation, are satisfactory, and this Ward in 1904 had a greater increase in houses than any other. The sites in the East Ward are not so satisfactory, as they require so much filling in and raising. An excellent Bye-law is now in force to the effect that all sites shall be raised to the level of high-water mark at least.



### MARRIAGES.

The number of marriages recorded in the Borough during 1904 was 271, equal to a rate of 11·84 per 1,000 persons living.

The following table gives rates in previous years in Eastbourne and compares them with England and Wales:—

Year.	No. of Marriages.	Rate per 1,000 living.	Rate for England and Wales.
1894	256	13·47	15·0
1895	238	12·28	15·0
1896	267	13·52	15·7
1897	293	14·56	16·0
1898	291	14·20	16·2
1899	298	14·28	16·5
1900	255	12·00	16·0
1901	341	15·67	15·9
1902	325	14·68	15·9
1903	312	13·87	15·6
10 years' average	287	13·85	15·8
1904	271	11·84	—

The marriage rate is thus the lowest recorded in Eastbourne in recent years, and is two per thousand below the average.



## BIRTHS.

The births registered during 1904 numbered 963 and comprised those of 494 males and 469 females.

The births occurred in the succeeding quarters of the year as follows:—248, 248, 239 and 228.

The number of births thus shows a substantial increase in 1904.

The birth-rate was 21·05 per 1,000 and is the best since 1899. This makes the low death-rate of the year all the better, since owing to mortality of infants a low birth-rate must of necessity to this degree be followed by a low death-rate.

The decreasing birth-rate in England and Wales generally is a serious matter for the country. The average rate in Eastbourne is very low, but after diminishing year by year has in 1904 slightly increased again. The lowness of the birth-rate discounts the value of a low death-rate.

The following table shows the gradual diminution in the Eastbourne birth-rate. The birth-rate for England and Wales is also diminishing year by year, and in 1904 shews a serious drop.

Years.	Number of Births.	Eastbourne Birth-rate per 1,000 living.	England & Wales, Birth-rate per 1,000 living.
1894	975	25·66	29·6
1895	917	23·66	30·3
1896	919	23·27	29·6
1897	886	22·01	29·6
1898	934	22·78	29·3
1899	936	22·42	29·1
1900	892	20·99	28·7
1901	907	20·85	28·5
1902	907	20·49	28·5
1903	900	20·00	28·4
Average for 10 years.	917·3	22·1	29·2
1904	963	21·05	27·9

In a previous report I have commented on the decreasing birth-rate.

Of the total number of births registered 49 were illegitimate, or at the rate of 51 per 1,000 births. The ten years' average had been 46·6 per 1,000.

The average proportion of illegitimate to legitimate births in recent years throughout England and Wales, up to 1901, was 41 to each 1,000 births.

The births and birth-rates per 1,000 per annum for the various wards in 1904 were as follows:—

		Births.		Rate per 1,000.
East Ward ...	...	581	...	31·6
Central ...	...	120	...	12·2
West ...	...	36	...	5·7
St. Mary's ...	...	226	...	19·8
		—		—
The Borough ...		963	...	21·05
		—		—

In the East Ward there were 372 more births than deaths

„ Central	„	25	„	„
„ St. Mary's	„	105	„	„
„ West	„	3 less	„	„

With a diminishing birth-rate, sanitation with a view to preserving infant life is, if possible, even more urgent than ever it was. As the above table shews, the poorer districts do the greater portion of the provision of a birth-rate in excess of the death-rate of the town.



## VACCINATION.

I am indebted to Mr. E. J. Hodges, the able Vaccination Officer for Eastbourne and Seaford Registration Sub-districts, for the return on the next page. The more recent years shew the result of his work since his appointment. An attempt to increase the number of primary vaccinations in infants is a very uphill task in Eastbourne, as Eastbourne is one of the practically non-vaccination towns in the country. Deprived of this weapon in fighting Small-pox the following measures are always ready to fight the spread from any isolated case :—

(1). Immediate vaccination of those who have been brought into contact with the patient.

(2). Isolation of the patient at once in the Small-pox Hospital.

(3). Observation of those who have been brought into contact with the patient until the incubation period is safely passed.

(4). Disinfection by steam of all articles that will stand it, and, if necessary, destruction of those that cannot be so disinfected.

(5). For those who have been brought into close contact, or who have to be provided with accommodation while their houses are being disinfected, the necessary accommodation is provided at Acacia Villa.

No great difficulty is found in persuading "contacts" to be vaccinated or re-vaccinated.

# VACCINATION RETURN FOR EASTBOURNE DISTRICT, including Local Government Returns due on or before February, 1905.

E. J. HODGES, *Vaccination Officer.*

Year.	Births.	Successful Certificates Registered.	Certificates of Insuscep- tibility Registered.	Had Small Pox.	Certificates of Exemption Registered.	Deaths under one year old.	Postponed by Medical Certificate.	Removed out of town and gone, no address.	Cases of Prosecu- tion under Sec. 31.	Unaccounted for.	Total number of Certificates of Success- ful Primary Vaccinations at all ages received during each of last seven years.
* <sub>1</sub> 1890	* <sub>2</sub> 828	* <sub>3</sub> 207	* <sub>4</sub> —	* <sub>5</sub> —	* <sub>6</sub> 37	* <sub>7</sub> 95	* <sub>8</sub> —	* <sub>9</sub> & <sub>10</sub> 68	—	* <sub>11</sub> 421	* <sub>12</sub> —
1891	934	248	—	—	51	99	—	40	—	496	—
1892	968	270	—	—	56	125	—	38	—	479	—
1893	946	230	2	—	66	93	—	29	—	526	—
1894	1013	220	—	—	77	94	—	51	—	571	—
1895	978	201	—	—	102	108	—	52	—	515	—
1896	1017	213	1	—	82	108	—	21	—	592	—
1897	985	184	—	—	102	103	1	42	—	553	—
1898	1024	189	—	—	122	137	1	86	8	481	116
1899	1050	305	3	—	111	115	2	100	15	399	228
1900	999	302	—	—	249	93	40	122	8	185	351
1901	999	303	—	—	351	101	28	108	20	88	491
1902	997	262	2	—	323	81	56	82	5	186	712
1903	1000	245	—	—	343	66	33	63	—	250	355
1904	975	169	—	—	337	57	36	73	—	303	351

The numbers marked thus (\*) refer to columns in official Returns to Local Government Board.

† There are deductions to be made from these figures, viz. :—Deaths over 1 year old and removals to other places, which are not shown in Register,

The number of certificates of conscientious objection actually received by Vaccination Officer irrespective of the dates of birth of the children to which they relate, during the year 1904 was 369.



## INFECTIOUS DISEASES.

The Infectious Diseases Prevention Act, 1890, and the Infectious Diseases Notification Act, 1889, have been adopted in Eastbourne since about the time they were passed, and notification has been in force since 1890.

Voluntary Notification of Pulmonary Tuberculosis or Consumption has been in operation in Eastbourne for  $2\frac{1}{2}$  years.

Chicken-pox, or Varicella has not been again added to the list, as Small-pox has been totally absent from the Borough during the year.

Measles and Whooping-cough have never been added to the list in Eastbourne, as there is no provision for isolating cases if they were notified. Measles, Whooping-cough, and Diarrhœa are more serious diseases for the community at present than most of the notifiable diseases.

### NOTIFICATIONS.

Dealing first with those infectious illnesses during 1904 which had to be notified, 137 cases were reported, representing a sickness-rate of 2.99 per 1,000 of the population.

Except for the previous year this is the smallest number and smallest rate on record. The highest rate was in 1890, when it was 16.53 per 1,000, the lowest in 1903, when it was 2.62 per 1,000.

The subjoined table shows the rates for the past ten years, and shows that the rate last year (1904) was 1.14 below the ten years average.

Year.	Total number of cases notified.	Sickness-rate per 1,000 of population.
1894	143	3'78
1895	156	4'02
1896	223	5'64
1897	213	5'29
1898	142	3'46
1899	157	3'76
1900	148	3'48
1901	206	4'74
1902	197	4'45
1903	118	2'62
Average for 10 years.	170	4'13
1904	137	2'99

A complete table, giving details of the various diseases notified from January, 1900, to December, 1904, divided and sub-divided according to years and quarters, is given in the appendix.

As regards the occurrence of Notifiable Diseases in Eastbourne, a table in the appendix shows the notifications week by week. The greatest number, twelve, occurred in the week ending October 22nd, and nine in that ending June 18th, while in one week in January, three weeks in May, one in June, two in July, one in August, one in September, and one in December, no cases were notified at all.

The cases occurred in the succeeding quarters as follows :—

			Cases.	Rates.
1st Quarter	...	...	32	2'8
2nd "	...	...	21	1'8
3rd "	...	...	19	1'6
4th "	...	...	65	5'6



Nearly as many cases occurred in the last quarter as in all the others put together.

The distribution of the notified cases according to Wards and the sickness-rate per 1,000 for each Ward for 1904 are shown in the following table:—

Disease.	Wards.				The Borough.
	East.	Central.	West.	St. Mary's	
Scarlet Fever .....	33	1	12	18	64
Diphtheria .....	24	7	1	6	38
Enteric Fever .....	4	2	1	1	8
Erysipelas .....	17	2	—	4	23
Puerperal Fever .....	1	—	—	3	4
Total .....	79	12	14	32	137
Sickness-rate .....	4'3	1'2	2'2	2'8	2'99

The sickness-rates per 1,000 for the Wards for the past ten years are also tabulated and shown below:—

Sickness-rate per 1,000.	East.	Central.	West.	St. Mary's.
1904	4'3	1'2	2'2	2'8
1903	3'0	2'1	2'6	2'4
1902	4'3	3'8	4'5	5'2
1901	4'1	2'3	2'2	10'6
1900	2'7	2'5	2'3	4'5
1899	3'3	3'4	1'7	4'3
1898	3'4	1'7	0'8	5'9
1897	4'0	2'4	2'7	10'1
1896	4'7	2'9	2'9	9'8
1895	3'2	2'1	2'1	7'8

This table shews that the Central Ward had never before so few cases of infectious illness, that St. Mary's Ward was also better than its average, only in one year having been less, while the Eastern and West Wards remained about the same as usual, a trifling excess existing in the East Ward. There was no exceptional incidence of disease anywhere except that ten cases of Scarlet Fever were notified from one school in the West Ward.

#### NOTIFICATIONS—AGE INCIDENCE.

The subjoined table shows that as usual the age group 5—15 suffers most in these diseases. The later in childhood these diseases are postponed the more chance of recovery as a rule the child has, in addition to the lessened risk of catching the disease :—

Disease.	0—1	1—5	5—15	15—25	25—65	65 and upwards.
Scarlet Fever.....	1	14*	46	2	1	—
Diphtheria.....	—	12†	20	1	5	—
Enteric Fever .....	—	—	—	3	5	—
Erysipelas .....	—	—	1	4	13	5
Puerperal Fever .....	—	—	—	—	4	—
Totals ... ..	1	26	67	10	28	5

\* One fatal case.

† Two fatal cases.

#### NOTIFICATIONS.—SEX INCIDENCE.

Disease.	Males.	Females.	Totals.
Scarlet Fever ... ..	43	21	64
Diphtheria ... ..	14	24	38
Enteric Fever ... ..	2	6	8
Erysipelas ... ..	8	15	23
Puerperal Fever ... ..	—	4	4
Totals ... ..	67	70	137



In health resorts such as Eastbourne it is obvious that many of the cases are importations or caused by imported cases. These are mentioned in dealing with the individual diseases later on.

#### HOUSE DISTRIBUTION.

The 110 notified cases of Scarlet Fever, Diphtheria and Enteric Fever occurred in 80 different houses, being an average of 1.37 cases per house.

In	68 houses one case occurred in each	...	68
In	7 houses two cases	„ „	14
In	2 houses three cases	„ „	6
In	2 houses six cases	„ „	12
In	1 house 10 cases occurred	... ..	10
	<hr/>		<hr/>
	80		110

In one instance of three cases occurring in one house two were of Scarlet Fever and one of Diphtheria by different tenants at different times. In no other cases were there different notifiable diseases in the same house.

The house where 10 cases occurred, and one of the houses where six occurred, were schools. Six cases followed the retention of a child in a house who had had Scarlet Fever but was not ill enough to have a doctor, and the case was therefore not diagnosed.

The intervals in the remaining houses between the removal of the primary and the secondary or accompanying cases were respectively one, three, six, nil and nil days for Scarlet Fever cases, and five, nil nil and nil days for Diphtheria. The cases not sent to the Hospital were either doubtful or could not from the circumstances cause secondary cases.

The sanitary condition of every house in which a case of notifiable infectious illness occurs is at once examined and any defects made good. In former reports I set out tables



shewing the sanitary condition of these houses, but this condition is very little indicative of the cause of the disease in Scarlet Fever, though having sometimes a direct bearing in cases of Enteric Fever and Diphtheria. I have omitted the table recently as being useless. The causes are always traced as far as possible with more or less success, and so many of the cases are due to importations that the table was somewhat misleading—Scarlet Fever, for instance, being generally introduced from without into a sanitarily-perfect house.

The sanitary condition of a house, however, has a direct effect in the causation and spread of infectious illness. In the case of Enteric Fever and Diphtheria, evil conditions in the sanitary arrangements might be the exciting cause of the disease if the specific germ were present. In any cases insanitary houses tend to lower the vitality and power of resistance to disease of the inmates. The continual attention to house sanitation in Eastbourne is largely responsible for its satisfactory condition as to health and for the fact that, although cases of infectious illness do occur, they are in small proportion to the population, and are as a rule mild.

#### PROCEDURE ON RECEIPT OF NOTIFICATION.

The procedure of the department has been given in detail in previous reports. Careful enquiry is made into the circumstances and possible causes of each case. A complete report of each case is kept.

Amongst those communicated with in the preventive measures are the Public Librarian, the Masters or Mistresses of Schools concerned, and the School Attendance Officers.

Removal to the Sanatorium is urged in every case, with the result in 1904 that in no other year was a larger percentage of the cases so removed.

#### MEANS OF ISOLATION IN THE BOROUGH.

The means of isolation have been satisfactory and sufficient during the year. The Isolation Hospitals include:—



1. A General Infectious Diseases Hospital—viz., the Sanatorium—for Scarlet Fever, Diphtheria, and Enteric Fever.

This is situated about 150ft. above the level of the sea on the extreme border of the town; it is the last house out towards the Downs at the back of the town. The accommodation here consists of six separate pavilions as set forth in my annual report on the Hospitals. Two, of 4 and 12 beds respectively, are let off as private pavilions for Diphtheria and Scarlet Fever to the Eastbourne Schoolmasters' Association. The accommodation now includes 26 beds for Scarlet Fever, 18 beds for Diphtheria, and 4 beds for Enteric Fever, with an emergency pavilion of 17 beds in three wards for isolation overflow, or any other necessary use such as convalescence from Scarlet Fever, if thought advisable. These numbers refer to adults and therefore, as most of the patients are children, the accommodation is greater than these figures indicate.

The enlarged Administration Buildings meet the present requirements satisfactorily.

During the year a pavilion consisting of two separate divisions has been constructed, and is nearly ready for use by the girls from Schools under Mistresses who have combined to pay for the privilege of a separate block. This increases the accommodation by seven beds for Scarlet Fever, six for Diphtheria, and one for observation and doubtful cases.

2. Acacia Villa.—A cottage isolated and in its own grounds, used for these two purposes:—

- (a) For the lodging of persons whose houses are being disinfected.

- (b) For the temporary lodgment of persons who have been exposed to infection and are not themselves ill.

This was used by 12 persons during 1904, 7 during 1903, and 32 during 1902.

### 3. Langney Hospital.—For Small-pox.

This is situated just outside the eastern border of the Borough, on the Crumbles, half-a-mile from the nearest house and a mile from the next to that, and over a mile distant from either of the two other Institutions of Isolation. It has not been used during 1904.

A description of these three Institutions, their cost, and their working during 1904 has been given in the Medical Officer's Annual Report on the same.

### REMOVALS TO THE ISOLATION HOSPITALS.

Of the patients suffering from Scarlet Fever, Diphtheria and Enteric Fever, which are the three diseases received at the Sanatorium, 92·7 per cent. were removed thither. One hundred and ten of these cases were notified and 102 were removed to the Sanatorium, leaving 8 cases (in 2 of which the diagnosis was recalled) not removed, to act as possible centres of infection.

	Cases.		Removed to Hospital.		Not removed.
Scarlet Fever	... 64	...	61	...	3
Diphtheria	... 38	...	35	...	3
Enteric Fever	... 8	...	6	..	2
	—		—		—
	110		102		8
	—		—		—

Of the 64 notifications of Scarlet Fever, 61 cases were isolated at the Sanatorium; of the remaining three, 1 was sent to London for isolation, 1 was too ill to remove when



notified, and the third notification was withdrawn too late to alter the returns.

Of the 38 notifications of Diphtheria, 35 cases were sent to the Sanatorium; of the remaining three, all were notified in a late stage after an interval of doubt as to the nature of the case.

Of the 8 notifications of Enteric Fever, 6 cases were removed to the Sanatorium; one of the remaining two was probably not a case of Enteric Fever.

The figures of the percentages of patients notified suffering from Scarlet Fever, Diphtheria, and Typhoid Fever who were removed to the Sanatorium, for the past ten years are subjoined:—

In 1894, 72.9 per cent of the cases.

In 1895, 72.5 „ „

In 1896, 70.0 „ „

In 1897, 83.8 „ „

In 1898, 90.1 „ „

In 1899, 89.0 „ „

In 1900, 92.1 „ „

In 1901, 91.4 „ „

In 1902, 88.7 „ „

In 1903, 92.7 „ „

In 1904, 92.7 „ „

The percentage of cases removed in 1904, 1903, and 1902, of each disease were as follows:—

Disease.	Number of cases notified.			Number removed.			Percentage of removals.		
	1903	1902	1904	1903	1902	1904	1903	1902	1904
Scarlet Fever ...	44	102	64	41	95	61	93.2	93.1	95.3
Diphtheria .....	45	52	38	43	47	35	95.6	90.4	92.1
Enteric Fever ...	7	6	8	5	6	6	71.4	100.0	75.0

The above figures show the steady maintenance of the popularity of the Sanatorium, which is so satisfactory not only for the patients themselves, but also for the town at large.

In any district the maintenance of a popular infectious diseases hospital is an essential, and most of all is it so in a Health Resort to which persons in a delicate state of health are brought.

Visitors to the town greatly appreciate the advantage of the Hospital, and it is a nearly constant occurrence for the Medical Officer to be able to report to enquiring visitors that there is no notifiable infectious illness in the town outside the Borough Hospital.

Details as to administration, etc., are published in my Annual Report on the Infectious Diseases Hospital, Acacia Villa, and Langney Hospital, the nett cost of which to the Borough during 1904 (October 1903 to October 1904) was £1,659 14s. 8d., excluding repayment of capital and interest on capital expended.

#### SMALL POX.

Eastbourne remained free from Small Pox during 1904.

#### SCARLET FEVER.

Sixty-four cases of this disease were reported in 1904; there was one fatal case in a girl aged 5. One case only occurred in January, and two each in April, July and August, October and November being the months with most cases.

A succession of seven cases all more or less connected with Christ Church Infants' School occurred in February and March. The closing of the school for the Easter Holidays was anticipated three days, March 28—30th inclusive, and the school specially cleansed.

The Crèche was directly or indirectly associated with the occurrence of nine cases in May and June, a "missed case" leading to seven other of the 10 cases, six in one house.



A high class school had a succession of 10 cases very difficult to trace and extremely mild. Another similar school had six cases.

Twelve cases were either imported or due to importations.

The cases were distributed throughout the Borough, the East and St. Mary's Wards naturally having most cases. It is however noticeable that the Central Ward had but one case, and that one a visitor imported in the 5th week of his illness. There were no epidemics or cases traceable to milk supplies or laundries.

In connection with the allegations in some quarters against the usefulness of Scarlet Fever Hospitals as a means of checking spread of, and deaths from, Scarlet Fever, I have carefully analysed the figures for Eastbourne for the past 10 years and find as I expected that our Hospital stands out as a most useful institution in the prevention of Scarlet Fever. The following items sum up our figures for 10 years (1894—1903) administration :—

- (a) Where cases have been removed to Hospital the percentage of secondary cases in children exposed to infection from the first case was 11·9 per cent.; where cases were not removed to Hospital the percentage of secondary cases was 71·4 per cent.
- (b) In the 10 years, of 691 cases 47 only were not removed to Hospital, and these 47 cases included doubtful cases and notifications afterwards withdrawn.
- (c) At least 91·5 per cent. of Eastbourne children escape Scarlet Fever altogether.
- (d) In the most recently published year the Scarlet Fever incidence for England and Wales was 1 in 427 persons, while in Eastbourne it was 1 in 1034.
- (e) In the same year (1903) the death percentage for England and Wales was 3·4 per cases notified, while



in Eastbourne it was nil. [1903 figures are the latest obtainable for England and Wales.]

(*f*) In the 10 years the fatality altogether in the Sanatorium cases was just under 1 per cent., while in outside cases it was 2 per cent., although these included the doubtful cases.

(*g*) From 1901 to the end of 1904 there have been no "return cases."

(*h*) The serious complications of Scarlet Fever have been exceedingly few in number.

Although our numbers of cases are fortunately few, and therefore too much dependence cannot be placed on statistics, the above and other facts shew that our belief in the efficacy of the Sanatorium is abundantly justified.

#### DIPHTHERIA.

The year 1904 has seen a continuance of the diminution of extent and severity of Diphtheria in Eastbourne. Although one must always be prepared for the chance of an epidemic, it is fair to assume, I think, that continued attention to house sanitation, to frequent removal of house refuse, to sound and efficient drainage, and to the closing of the pernicious street level sewer gratings have mainly contributed to the decrease in Diphtheria cases and to the less severity of the disease.

The history of Diphtheria in Eastbourne as shewn by the number of cases notified is interesting. From 1890 onwards the numbers of cases year by year have been as follows:—495, 184, 59, 58, 40, 36, 42, 177, 42, 47, 50, 55, 51, 44, and last year 38, with one exception the smallest recorded. It will be noted that after the epidemic of 1890 and 1891, and again after that of 1897, the numbers became small, because the supply of children liable became exhausted, but that cause does not apply to the last two years, when the deaths from this disease were but two in each year, a smaller number



than in any previous year in spite of the steady increase of population.

The measures mentioned above must be steadily persevered with to continue the good results.

The early sending of children to schools is a contributory cause of Diphtheria. There are many good reasons such as this why children should not be sent to school at the early age of three.

The 38 cases of 1904 occurred in the Borough generally, there being no epidemic in any one place. Twenty-four of the cases were in the East Ward, one in the West, seven in the Central and six in St. Mary's. All were removed to the Sanatorium except three notified in a late stage. January, July, and October furnished the greatest proportion of cases, there being none in April and August and one each only in May and September. Tracheotomy was performed in four cases with two successful recoveries; in the cases of the other two, it was performed too late in one case, the child not being removed in time, and in the other it was performed in a private house and the case afterwards removed to the Sanatorium.

Bacteriological aid to diagnosis was used in a few cases.

#### ENTERIC (OR TYPHOID) FEVER.

For the third year in succession I have to report very few cases. In 1902, 1903, and 1904 there were respectively six, seven, and eight notifications, mostly of non-residents arriving ill in the Borough.

Of the eight notifications of 1904 two were certainly not Enteric Fever at all; four were visitors who came to Eastbourne ill, the worst case being from abroad. All the cases recovered and six were admitted to the Sanatorium. In only two of the eight were the symptoms and signs unequivocal, and these two were visitors, so that one can fairly say Enteric Fever was conspicuous in Eastbourne by its absence in 1904.



By removal of Enteric Fever patients to the Sanatorium most of the infectious matter is got rid of owing to cremation of the dejecta of the patient and the refuse from the ward on the spot, instead of passing infectious matters into the sewers.

#### PUERPERAL FEVER.

There were four cases of Puerperal Fever notified during 1904; the average in previous years had been also about two to three notifications per year. None of the cases were fatal.

The usual steps were taken as regards the disinfection of nurses, etc., and in one case the patient was removed to Acacia Villa for treatment.

The County Council, having to administer the new Midwives Act, is at the close of the year considering the advisability of transferring its powers in regard to Midwives in Eastbourne to the local authority.

With efficient machinery on the spot without extra expense it seems a great pity to try to manage the Act for us at a distance of 30 miles and at great expense.

#### ERYSIPELAS.

Twenty-three cases of Erysipelas were notified, as compared with 20, 30, 19, 29, 18, and 18 in the six previous years respectively.

The chief use of the notifications of Erysipelas is that an opportunity is afforded of examining into the sanitary condition of the house.

---

THE NON-NOTIFIABLE DISEASES, such as Measles, Whooping Cough, Diarrhœa, etc., except when fatal, are only known of incidentally and are dealt with under the heading of "Deaths."

Tuberculosis, including Phthisis or Consumption, is dealt with in the part of the report dealing with deaths from that disease.



## DISINFECTION.

Any article such as bedding, ordinary clothing, etc., that will stand it, is submitted for disinfection to steam under pressure in a Washington Lyon machine.

Articles that will not stand superheated steam, such as furs, etc., have been disinfected by perchloride of mercury or formalin solution and by fumigation with sulphur dioxide gas or formalin gas.

The disinfection of rooms and houses has been carried out by the "Equifex" Perchloride of Mercury Sprayer, by spraying formalin solution, by fumigation with sulphur candles or sulphur and formalin candles, or by formalin gas evolved from various lamps. Much better disinfection, however, in the case of infected houses has been carried out after the burning of a disinfectant by re-papering, lime-washing, re-painting, and in other ways. The disinfection of infected houses or rooms is always done by the Sanitary Inspectors or one particular man in the Sanitary Department under their immediate instructions.

At the steam disinfector the following work has been done :—

## Disinfecting—

Sets of Clothes	...	...	...	104
Loads of Bedding	...	...	...	116
Odd lots	...	...	...	34

This includes much Borough work independently of the Sanatorium.

After "Consumption" the usual form of disinfection suggested has been wet dusting by dusters wrung out of strong disinfectant, especially Formalin, Cyllin, or Izal.

**DEATHS.**

The deaths registered during 1904 in Eastbourne were 480 in number—males 229, females 251.

The total death-rate for the Borough for 1904, inclusive of every death that took place, whether in the Union, the general Hospital, or elsewhere, was **10·49 per 1,000** per annum. Excluding the deaths of non-residents of Eastbourne, which numbered 59, and 16 of which were in institutions, the rate was 9·2 per 1,000 per annum.

Appended is a table of the deaths and death-rates of recent years in Eastbourne; the rates for England and Wales for corresponding years are added as a matter of interest:—

Years.	Number of deaths.	Total Death-rate (no exclusion)	Death-rate excluding deaths of Visitors.	Death-rate of England and Wales.
1894	430	11·32	10·34	16·6
1895	521	13·45	11·66	18·7
1896	454	11·49	10·02	17·1
1897	399	9·91	8·72	17·4
1898	494	12·05	11·31	17·5
1899	566	13·56	10·37	18·2
1900	501	11·78	10·72	18·2
1901	498	11·45	10·55	16·9
1902	541	12·23	11·02	16·2
1903	495	11·00	9·62	15·4
10 years' average }	489	11·82	10·43	17·26
1904	480	10·49	9·2	16·2

The death-rate for 1904 is decidedly satisfactory, being the lowest but one in recent years and 1·33 below the average of the previous ten years. In a population of



45,750 this means a saving of 61 lives in 1904 as compared with the average of each of the previous ten years. The previous year, 1903, had also a low death-rate, but 1904 was better in every quarter of the year except the last quarter.

In 1904 the Eastbourne death-rate, without any deductions for deaths of non-residents, was 5·71 per 1,000 lower than the general death-rate for England and Wales. In 1902 and 1903 it was 4·1 and 4·4 per 1,000 lower respectively.

#### SEASONAL MORTALITY.

The deaths during the last four years, 1901, 1902, 1903, and 1904, occurred in months as follows :—

		1901.		1902.		1903.		1904.
First Qr.	... 131	{ January... 46	153	{ 56	143	{ 39	137	{ 40
		{ February. 41		{ 52		{ 44		{ 46
		{ March ... 44		{ 45		{ 60		{ 51
Second Qr.	... 121	{ April ... 50	143	{ 49	121	{ 54	108	{ 36
		{ May ... 43		{ 51		{ 36		{ 37
		{ June ... 28		{ 43		{ 31		{ 35
Third Qr.	... 126	{ July ... 33	116	{ 36	112	{ 33	105	{ 32
		{ August ... 35		{ 39		{ 41		{ 38
		{ Septemb'r 38		{ 41		{ 38		{ 35
Fourth Qr.	... 120	{ October .. 39	129	{ 43	119	{ 42	130	{ 44
		{ Novemb'r 34		{ 40		{ 33		{ 43
		{ Decemb'r 47		{ 46		{ 44		{ 43

The following table shows how the death-rate of Eastbourne compares quarter by quarter with that of England and Wales :—

1904. Districts.	1st Quarter.	2nd Quarter.	3rd Quarter.	4th Quarter.	Year.
Eastbourne ... ..	11·98	9·44	9·18	11·3	10·49
England and Wales. { 76 great Towns }	18·5	15·3	17·5	17·5	17·2
{ 142 smaller Towns }	17·3	13·8	15·4	15·9	15·6
{ Rest of the country }	17·7	14·5	13·9	15·1	15·3



It is noticeable that the third quarter in Eastbourne was so free from mortality as compared with the rest of the country. This is the quarter of infantile mortality. In London the diarrhœa rate in the third quarter of 1904 was higher than in any year since 1873, and the total number of deaths from this disease the worst since 1866. In Eastbourne, in spite of the meteorological conditions favourable to the spread of diarrhœal diseases, it was the quarter of lowest mortality. This matter is again referred to in connection with frequent removal of house refuse.

The deaths registered as occurring in the Borough of Eastbourne include deaths at the Union Workhouse and its Infirmary, which is used by a large surrounding neighbourhood as well as by the Borough itself. They also include deaths in the various small Hospitals and Convalescent Homes, and in the general Hospital, which serves the whole of the district around Eastbourne ; and, finally, also deaths among a large number of visitors, many of whom are invalids. The total death-rate, therefore, includes various deaths which cannot properly be ascribed to Eastbourne. In the various Institutions in 1904, 16 persons died who were brought into these Eastbourne Institutions from other districts.

In the Local Government Board Tables in the Appendix these deaths in Institutions of persons brought into Eastbourne from outside are excluded. Accurate full correction is difficult, because it is not known what Eastbournians have died in other places, and if visitors' deaths are excluded these latter should be included. A so-called "corrected" rate is often very incorrect unless the nature and extent of the correction is inserted.

I may repeat again my remarks of last year to the effect that it is gratifying to record a continuous diminution of the death-rate, for, although the excellent climatological conditions of the Borough, its healthy situation, small density



of population, and its non-manufacturing character would naturally lead to a small rate, yet with increasing population the healthiness of the Borough is still maintained and improved, and the death-rate does not remain merely the same as some years ago. The decline is due to fewer deaths from the "preventible" diseases and a large share in the improvement may therefore be claimed by the Sanitary Authority.

### SEX MORTALITY.

The fact of the excess of females in Eastbourne would, as a rule, lead to a slightly diminished death-rate, since the death-rate for females is usually lower than that for males. The 480 deaths of 1904 were divided as follows:—

Males—Deaths 229, Death-rate 11·9 per 1000.

Females— „ 251, „ 9·4 „

This is based on the estimate as to the proportion of sexes given under "Population" earlier in this Report.

Males exceeded females in deaths from Congenital defects and Premature birth (17 to 4 females), in Meningitis (4 to 1), and Urinary diseases (12 to 6).

Females exceeded males in deaths from Influenza (8 to 5), Cancer (33 to 21), Heart diseases (29 to 16), and Zymotic diseases (30 to 15).

---

### Age Mortality.

The age groups of the population have been given earlier in the Report, there being a slight excess in Eastbourne of young persons of a healthy age.

The death-rates at different ages and of different sexes are in some respects more important for instituting comparisons than the total death-rate, since in them there are no sex and age fallacies. Hence the following table is subjoined:—

Males.				Females.			Both Sexes.		
Ages.	No. living.	Deaths.	Death-rate per 1000 living at each age group.	No. living.	Deaths.	Death-rate per 1000 living at each age group.	No. living.	Deaths.	Death-rate per 1000 living at each age group.
Under 1...	417	61	146.28	432	28	64.81	849	89	104.8
1—5 ...	1622	12	7.39	1579	21	13.3	3201	43	13.4
Total under 5	2039	73	35.8	2011	29	24.36	4050	132	32.59
5—15 ...	4635	4	0.86	4325	8	1.85	8960	12	1.34
15—25 ...	3735	6	1.6	6448	13	2.01	10183	19	1.86
25—65 ...	7851	75	9.55	12555	84	6.68	20406	139	7.79
65 & over	865	71	82.08	1286	97	75.4	2151	168	78.1

### WARD MORTALITY.

The deaths during 1904 were distributed over the various Wards of the Borough as shown in the following table, the deaths occurring in Institutions being included in the Ward from which the deceased had originally come :—

Wards.	No. of Deaths, 1904.	Annual Death-rates per 1,000.				
		1904	1903	1902	1901	1900
East ... ..	209	11.39	12.73	14.12	13.04	14.1
Central ... ..	95	9.72	9.13	11.81	10.06	8.6
West ... ..	39	6.26	6.61	7.97	7.51	5.1
St. Mary's ... ..	121	10.62	10.35	10.05	10.37	7.9
Deaths of Non-residents in Institutions ...	16	—	—	—	—	—



The death-rate of the East Ward is the lowest for many years, and as this Ward contains the largest proportion of the poorer classes, the feature is all the more satisfactory. The birth-rate is by far the largest in this Ward and hence there are more infants to swell the mortality list; the sites are not so healthy, though thanks to the Bye-laws, these are made as satisfactory as circumstances allow. The occupations of the residents are also those of greater tendency towards early death than the occupations or, one might say, the non-occupation, of many of the residents of Eastbourne. The Central Ward is the most thickly populated and built over for its size. The St. Mary's Ward has a large share of the poorer population, and to some extent it corresponds with the East Ward, but the sites are healthier and there is a larger proportion of well-to-do people, whose death-rate is lower, in the Ward. The very low death-rate of the West Ward is to be expected when it is borne in mind that there are no overcrowding, no dangerous occupations, and practically no birth-rate to swell the death-rate. Its population includes a large proportion of persons of the healthier age groups.

As might be expected, the causes of death in excess in the East Ward in 1904 were Diarrhœal diseases, Tubercle, Defects of development and Premature birth. In the other Wards there were no special diseases during 1904.

There were 72 deaths in Institutions as follows :—

Institution.	Ward.	Number of Deaths.
Workhouse ... ..	St. Mary's ... ..	36
Princess Alice Hospital ...	St. Mary's ... ..	24
Borough Sanatorium ...	St. Mary's ... ..	3
Other Institutions ...	St. Mary's, East & West ... ..	9

In calculating the Ward death-rates just alluded to, the deaths in these Institutions have been allotted to their respective districts from whence the patients came.

### Infantile Mortality.

The total number of deaths of infants—that is, of children of ages under one year—was 89; males, 61; females, 28. Infantile mortality is calculated on the number of births registered, and for 1904, was at the rate of 92 per 1,000 births.

As will be seen from the following table, this is the smallest number of deaths and the lowest Infantile Mortality rate for Eastbourne in recent years, and is 26 below the average :—

Year.	Deaths under 1 year.	Mortality per 1,000 births.
1894	95	97
1895	122	133
1896	105	115
1897	98	110
1898	130	139
1899	136	145
1900	108	121
1901	94	104
1902	101	111
1903	97	108
Average of 10 years	108	118
1904	89	92

The ten years' average is decreasing year by year.



The infantile mortality for England and Wales per every 1,000 registered births in 1904, was 146. Infants in Eastbourne died to the extent of 92 to every 1,000 births; the difference being, therefore, 54 per 1,000 births, or in detail a mortality of 68 per 1,000 births less than that of the 76 great towns, 62 per 1,000 less than that of the 142 other towns, and of 33 per 1,000 less than that of the rural districts.

Thanks to its meteorological and other advantages and the constant sanitary supervision, Eastbourne did not get the large proportion of Infantile diarrhœa of other places in the summer, hence the good record for 1904 compared with other parts of England and Wales.

The fact remains however that 89 infants did die—viz., nearly a tenth and although this is so satisfactory compared with elsewhere, yet it must be taken as a fact by itself and a great many of these infantile deaths must yet be prevented. Some of the twenty deaths from prematurity, &c., could be prevented possibly by better conditions of living for the parents: the seventeen infantile deaths from respiratory diseases could be lessened by proper care, as could the seven from gastric troubles and the eleven from diarrhœa: three deaths were not certified at all, a disgrace to the community.

Where the advantages such as exist in Eastbourne do not exist, the mortality of infants is often terrible. In the large Lancashire cities it sometimes reaches from 300 to 400 per 1,000 births. In England and Wales generally in 1904 it was 146.

In Eastbourne in addition to general sanitary measures including careful attention to the storing and removing of house refuse, the Sanitary Authority issues leaflets on feeding, &c., and the various religious organisations and parish nurses do excellent work.

Of the 89 deaths of infants, 59 occurred in the East;

6 in the Central; 3 in the West; and 21 in St. Mary's Wards. There were fewer from Zymotic disease than in any recent years.

The subjoined tables shew the principal causes of deaths of infants in 1904, and in recent years :—

Deaths.	1895	1896	1897	1898	1899	1900	1901	1902	1903	1904
From Zymotic Diseases...	38	26	26	45	65	27	28	20	23	17
Parasitic Diseases ...	—	—	—	—	—	—	1	—	1	—
Constitutional Diseases ...	13	9	8	11	8	3	6	5	2	8
Developmental Diseases	26	23	21	22	17	26	21	25	29	25
Local Diseases ...	34	24	28	41	29	36	28	37	34	30
Deaths from Violence ...	2	7	4	2	2	—	4	2	1	2
Deaths from ill-defined and not specified causes	9	16	11	9	15	16	6	12	7	7

#### ZYMOTIC DEATHS.

Disease.	1895	1896	1897	1898	1899	1900	1901	1902	1903	1904
Measles ...	2	6	—	4	—	—	—	8	—	—
Whooping Cough ...	5	—	2	1	14	3	3	1	13	2
Diarrhoea...	30	30	20	38	45	18	24	5	5	11
Other Zymotic Diseases (chiefly Influenza) ...	1	—	4	2	6	6	1	6	5	4

The 25 deaths under “developmental diseases” were mainly from premature birth and congenital defects.

The absence of much Diarrhoea as a cause of infantile mortality in 1904 shews that in spite of a hot dry Summer the mortality can be kept down by sanitary measures. The most important are house and personal sanitation, removal of nuisances and house refuse, care over food, wet cleansing



and frequent watering of streets, and filling of gullies with clean water.

#### SENILE MORTALITY.

Of the 480 deaths which occurred in 1904, there were 168 of persons over 65 years of age.

Between 65 and 75 years of age, 75; Males 38, Females 37  
 „ 75 and 85 „ 66; „ 24, „ 42  
 Over 85 „ 27; „ 9, „ 18

#### DEATHS OF VISITORS.

There were 59 deaths of non-residents in Eastbourne—16 in Institutions from districts outside of Eastbourne, and 43 general visitors. Six each were from Tubercle and Cancer.

### The Causes of Death.

The deaths recorded during 1904 were distributed amongst the various classes of disease as follows. Deaths during 1903 and 1902 are similarly classified for comparison:—

Class.	Disease.	No. of Deaths.			Percentage of Total Deaths.		
		1902	1903	1904	1902	1903	1904
I.	Zymotic Diseases ...	64	57	45	11·83	11·51	9·38
II.	Parasitic and Dietic Diseases	1	5	4	0·18	1·01	0·83
III.	Constitutional Diseases	127	115	124	23·48	23·23	25·83
IV.	Developmental Diseases	67	58	59	12·38	11·72	12·29
V.	Local Diseases .. ...	253	236	217	46·77	47·68	45·21
VI.	Deaths from violence...	15	14	21	2·77	2·83	4·37
VII.	Deaths from ill-defined and not specified causes	14	10	5	2·59	2·02	1·04
VIII.	Not Certified ... ..	—	—	5	—	—	1·04
		541	495	480	100·00	100·00	100·00

### **Deaths from Zymotic Diseases.**

The Zymotic death-rate of the Registrar-General refers to the rate caused by deaths from the seven principal Zymotics, as follow:—Small-pox, Measles, Whooping Cough, Scarlet Fever, Diphtheria, Fever (Typhoid, Typhus, Continued), and Diarrhœa. The other Zymotic Diseases include Miasmatic, Septic, Venereal, and Zoogenous Diseases.

These diseases are considered very often the most important from the Sanitary Department point of view in that they are the popularly known "preventible diseases" and spread by contagion more or less direct. They are, it is true, extremely important, but, fortunately, a broader view is now taken of the efforts of a sanitary authority and many diseases not included among Zymotics are eminently preventible, and the efforts mentioned extend to all diseases. The above table shows that last year less than one-tenth of the deaths were due to these so-called Zymotic diseases, a smaller total than for many years past.

In 1904 in Eastbourne there were 45 deaths from Zymotic diseases, as compared with 57, 64, 54, 74 and 136 during the previous years.

In the Appendix there will be found a complete table shewing the deaths from the seven principal Zymotic Diseases, compared with those of other years. The 45 Zymotic deaths of 1904 resulted from the following diseases:—



Disease.	Males.	Females.	Total.
Influenza ... ..	5	8	13
Measles ... ..	—	1	1
Whooping Cough ... ..	—	5	5
Diphtheria ... ..	1	1	2
Scarlet Fever ... ..	—	1	1
Diarrhoea ... ..	6	9	15
Dysentery ... ..	—	1	1
Syphilis ... ..	—	3	3
Pyæmia, Septicæmia ... ..	2	1	3
Chronic Malaria ... ..	1	—	1
Totals ... ..	15	30	45

The noticeable absentees from the above list are Puerperal Fever, Enteric or Typhoid Fever and Erysipelas, from which diseases there were no deaths in 1904.

The Zymotic death-rate for 1904—that is, the death-rate from the seven principal Zymotic diseases—was **0·52 per thousand** per annum; in the two previous years it was 0·8 and 0·7. These rates are well below the average, as shown by the next table. Not since 1894 has there been so low a Zymotic death-rate.

The Zymotic death-rate for England and Wales was 1·94 per 1,000 per annum, or nearly four times as great. For the 76 great towns it was 2·49, for the 142 smaller towns it was 2·02, and for the rural districts 1·28 per 1,000 per annum.

Comparatively as well as absolutely therefore the Eastbourne Zymotic death-rate is very satisfactory. Including Influenza, and the others not included by the Registrar-General, the rate was 0·98 per 1,000.

The Zymotic rates of the respective wards are shewn to be as in the following table :—

Year.	No. of Deaths.	Zymotic Death-rates.					
		Wards.				Town.	
		East.	Central.	West.	St. Mary's.	Death-rate from 7 chief.	Total.
1895	101	2·80	2·00	1·50	2·70	1·54	2·44
1896	68	2·40	0·40	0·30	2·20	1·42	1·56
1897	55	1·99	0·44	0·13	1·70	0·94	1·23
1898	94	3·04	1·51	0·81	1·95	1·84	2·06
1899	136	3·80	2·30	0·80	3·20	2·08	2·90
1900	74	1·90	1·30	1·10	1·30	0·69	1·51
1901	54	1·75	0·55	0·45	1·71	1·01	1·24
1902	64	2·07	0·92	0·97	1·19	0·74	1·44
1903	57	1·96	1·03	0·16	0·80	0·80	1·27
1904	45	1·41	0·41	0·00	1·31	0·52	0·98

The highest recorded ordinary Zymotic rate for Eastbourne was in 1899, when it was 2·08, and the lowest in 1894, when it was 0·48 per 1,000 per annum.

The Zymotic deaths were distributed as follows :—East Ward, 26 ; Central, 4 ; West, 0 ; and St. Mary's, 15 ; the rates being as in the table above.

#### INFLUENZA.

Thirteen deaths were registered from this disease in 1904 as compared with 11, 25 and 5 in the three previous years. From 1893 to 1902 the deaths averaged about 17. The disease seems to have come to stay to about



this extent for its origin and method of spread are so insidious and difficult to trace that it cannot be easily effectively dealt with. There is no doubt that cases of illness might be prevented, if stricter isolation were carried out when a case occurs in a house.

#### MEASLES.

No deaths occurred from this disease.

#### SCARLET FEVER.

For the first time in three years there was a fatal case of Scarlet Fever. In the ten years 1894—1903 there were seven deaths only.

#### ENTERIC FEVER (TYPHOID).

There is no fatal case to record for 1904. The average for the previous ten years was between three and four deaths.

#### PUERPERAL FEVER.

After an average of one death a year for ten years there is in 1904 no fatal case to record. Although the local machinery is quite sufficient to deal with the possible spread of this disease, the Midwives Act of 1901, gives the County Council power to assist in dealing with this disease at the County expense.

#### WHOOPING COUGH.

Five deaths were registered from this cause in 1904, and 26 in 1903, the average for the previous ten years being nearly nine. There is a steady yearly mortality from Whooping Cough with exacerbations in 1893, 1899 and 1903. If provision could be made for isolating and carefully treating the poorest of these patients, lives might be saved and notification would be of some use.

#### DIPHTHERIA.

Two deaths were registered from this disease and except in 1903 I cannot find that in any previous year so few deaths have occurred, the ten years average having



previously been 7·1. In years before the last ten, extensive outbreaks have occurred, and it is fair to assume that the more recent policy of closing street level gratings over sewers has contributed to the improvement in this respect.

The mortality was again about five per cent. of the cases notified: the mildness of the cases was undoubtedly a factor in this lowness of the death-rate.

The operation of Tracheotomy for diphtheria was performed on six occasions with success in four instances.

#### DIARRHŒA.

Fifteen deaths were registered from this disease, and elsewhere I have commented on the fact that notwithstanding the hot dry summer and the consequent rising of the death-rate from Diarrhœa elsewhere, Eastbourne did not suffer a corresponding increase. In 1903 there were five deaths only (the summer was a cool wet one) but the previous 10 years' average was 28·8.

The regular, frequent removal of house refuse, attention to general sanitation, instruction in dieting and other measures are taken to prevent this high average mortality from recurring.

No other fatal Zymotic case in 1904 calls for special remark.

---

#### Dietic and Parasitic Diseases.

In these classes of diseases there were four deaths from Alcoholism. The recent average has been about four per year. Similar cases are sometimes put down to other concurrent maladies.

---

#### Constitutional Diseases.

The deaths from these diseases being tabulated in the Appendix, only the more important ones are referred to here.



## RHEUMATISM AND GOUT.

Four deaths were registered from these diseases, including two from Rheumatic Fever, one from Gout, and one from the chronic forms of these diseases. This is just below the average number and does not indicate any undue occurrence of Rheumatism in Eastbourne, but rather the reverse.

## CANCER.

Fifty-four deaths were registered from the various forms of Cancer. Thirty-nine were ascribed to Carcinoma, four to Sarcoma, and thirteen were not specialised. This and last years totals show a very large increase on the average of former years. The deaths from cancer each year since and including 1892 to the present have been as follows: 27, 25, 36, 37, 35, 17, 23, 32, 22, 40, 38 and 52.

Most of the cases were in patients of ages 55 to 65, and twenty-one males and thirty-three females died. The youngest patient was under five, the eldest over 85. Six were non-residents.

The disease affected the generative organs and breasts in 17 of the females, the intestines and stomach in 9, and other parts in 7. In males the disease was spread over many more parts of the body, in 14 cases being connected with the alimentary canal, from the mouth (4), jaw (2), gullet (3), stomach (2), to the intestines (3), and there were also 3 cases of Cancer of the liver and 1 each of neck glands, lung, mediastinum and pancreas.

Research into the causes of Cancer is still actively going on in London and elsewhere. Owing to ignorance of causes and associated conditions it can be very little dealt with locally. It is to be hoped that the investigations being made will soon result in some hints being given as to the proper directions in which to act with a view to prevention.

## TUBERCULOSIS.

During 1904 the number of deaths registered from Pulmonary Tuberculosis or Phthisis was 32, and 22 from



other forms of Tuberculosis; 27 males and 27 females died of all forms of Tuberculosis, of whom all but six were residents. The youngest cases were those of five infants; the oldest was one patient over 75 years of age. The age period 25 to 35 suffered most with 10 cases. The average for 10 years was 44·3 deaths from Tuberculosis of the lungs and 15·5 from other forms of Tuberculosis per year.

The death-rate for the year 1904 from Phthisis or Tuberculosis of the Lungs in Eastbourne was 0·69 and in 1903, 0·73 per 1,000.

The 10 years' average was 1·06 per 1,000, so that the comparative figure for 1904 is satisfactory, though efforts must be continued to get it still further reduced.

The subjoined table shews that in 1904 there were fewer cases of "Consumption" (Tuberculosis of the Lungs) than in any recent year. There were, however, 6·5 more than the average number of cases of other forms of Tuberculosis. Ten of the 22 cases were of Tubercular Meningitis—an unusually large number.

Disease.	Number of Deaths.										
	1894	1895	1896	1897	1898	1899	1900	1901	1902	1903	1904
Phthisis (of the Lungs) ...	40	51	46	37	42	40	52	44	57	33	32
Other forms of Tuberculosis ...	19	14	19	11	21	18	11	15	12	15	22

It is an advantage to Eastbourne that, owing to its South-Eastern open aspect and bracing climate it is not suitable to advanced cases of Consumption, although early cases might do well. Places suitable to advanced cases, namely, those more sheltered and less bracing are apt to suffer considerably from being the last resort of advanced consumptive



cases. Eastbourne has essentially, as regards invalids, a climate for the convalescent and overworked rather than for those advanced in organic disease. Tuberculosis being a preventible disease, it is satisfactory to record year by year a smaller average number of cases.

The prevention of Tuberculosis is not so much before the public as it used to be about 1901 and 1902, but nevertheless the steady fighting of the disease is going on. In Eastbourne, among the steps taken by the sanitary department with regard to the prevention of consumption are the following :—

1. Voluntary notification, with consequent disinfection and instruction. In 1904 there were 40 notifications and in many of these cases the assistance of the authority was asked for and obtained.
2. The distribution of leaflets setting forth the general preventive measures which should be taken in connection with a case of consumption.
3. Disinfection after cases of consumption whenever opportunity is afforded, and especially after death.
4. Examination of sputa, where requested, to ascertain if consumption exists.
5. Attention to and examination of food supplies.
6. Continual attention to general sanitation, including the abatement of nuisances, especially those conducive to the spread of tuberculosis. These nuisances are not merely such as offensive accumulations and other offences to the nose and other senses, but include overcrowding, want of ventilation, and lighting of houses, damp and insanitary conditions generally.

There are two additional methods in which more work might be done.

- a. In increased education of the public as to the causes, nature and extent of the disease and how



unnecessary most of it is, if proper steps were to be taken.

- b.* Provision of a Sanatorium.—This Sanatorium should not be merely to replace the Workhouse Infirmary, *i.e.*, for the reception of chronic and hopeless cases until death, but as a preventive measure to take in for a time cases where the patient is still able to work, to educate the patients as to how to live and to prevent spread to their families and fellow-workers. The cases should be kept long enough to teach them to get on for themselves and by care to make their own houses Sanatoria.

Admission to such an institution should be strictly limited to ratepayers of some years standing and their families, for it would be most inadvisable to attract consumptive patients to Eastbourne. I hope that a scheme may be devised whereby Eastbournians may have the advantage of sanatorium treatment, not merely for curative purposes, but from an educational point of view.

The decrease in Consumption commenced long before Sanatoria became the fashion, by improved sanitation, and after all the object of a Sanitary Authority should be to make every house and the whole borough as sanitary as a Sanatorium.

---

### Developmental Diseases.

There were nine deaths from Premature Birth in 1904, as compared with an average of about 20 in the previous 10 years; there were, however, 13 also from Congenital defects—rather more than usual.

Of these 22 deaths 12 occurred in the East Ward, naturally because there were most births there; six occurred in St. Mary's Ward.

There were 33 deaths ascribed to old age, the 10 years' average being about 26.



### Local Diseases.

Diseases of the nervous system caused 24 deaths, five from Meningitis being the largest group.

Diseases of the Heart and Blood Vessels caused 82 deaths, the chief groups being general "Heart Disease" 35 and Apoplexy 31.

Diseases of the Respiratory System, apart from Tuberculosis of the Lungs, caused 54 deaths, 42 from Bronchitis and Catarrhal Pneumonia. Twenty-two of these deaths were in children under five.

Diseases of the Digestive System caused 33 deaths, four of which were from cirrhosis of the liver, as a rule Alcoholic.

Diseases of the Urinary System caused 18 deaths, 14 being from Bright's disease or inflammation of the kidneys.

The table in the Appendix gives details of these and other groups; they are in about the same proportion as in other years.

---

### Deaths from Violence.

There were 21 deaths from Violence, a number far above the average. The ages ranged from under one to over 85.

The deaths from Violence were in the proportion of 0.45 per 1,000 of the population, as compared with 0.57 per 1,000 of the population for England and Wales generally.

Two males and one female committed suicide, a number below the average. One was a non-resident.

---

### Deaths from ill-defined and not Specified Causes.

There were five deaths of infants registered from Debility and Inanition during 1904, as compared with six in 1903, eight in 1902, five in 1901, fifteen in 1900, and fourteen during 1899.

The deaths under this heading occurred, one in the East Ward, one in the Central Ward and three in St. Mary's, and were, as usual in such cases, among the poor.

---

### Uncertified Deaths.


I regret to record again five uncertified deaths, three of infants and two of adults. It is a scandal to civilization that such deaths can be registered without a Medical Certificate. These deaths constituted just over one per cent. of the total deaths. In 1903 there were four.

Throughout England in 1904, the causes of 1.6 per cent. of the deaths were in like manner uncertified, but simply taken by the local Registrars. The loophole such a system gives to manslaughter and murder makes it almost incomprehensible that a continuance of the system should be allowed.

The Sanitary Committee communicated with the Home Office on the matter early in the year after the registration of three such deaths in quick succession. It is true that a report on each was carried to the Coroner after some sort of informal information obtained, but this is obviously insufficient to guarantee impossibility of foul play. The reply of the Home Office was merely to the effect that the law allows such an anomaly.

### INQUESTS.

Thirty-five deaths on which Coroners inquests were held were registered in 1904, twenty-nine were deaths of residents and six of visitors, and twenty-two of males and thirteen of females. The Chief Constable's report contains details.





## SANITARY WORK, 1904.

According to the Memorandum as to Annual Reports of Medical Officers of Health issued by the Local Government Board, I herewith report on certain places over which the Council has supervision, *e.g.*, Lodging Houses, Slaughter-houses, Bake-houses, Dairies, Cowsheds and Milkshops, Factories and Workshops, and Offensive Trades; also to report on Nuisances, proceedings for their abatement, any remaining unabated, &c. By Section 132 of the Factory and Workshops Act, 1901, I am instructed to "report specifically on the administration of this Act in Workshops and Work-places," and to send a copy of this report to the Secretary of State, and this year additional tables have been sent to me to be filled in for the Home Office.

There is accordingly in this Section of my Report a summary of the work done in the Sanitary Department as regards the above mentioned and other items which our duties include. The tables and other matter are in nearly the same form as in previous years, with some additional tables.

The Staff consisted during 1904 of four Inspectors, each having charge of his district in all respects, there being no separate Inspectors for special purposes, such as for Factories and Workshops, Meat Inspection, etc. The growth of the Borough adds work continually to the department, as well as the addition from time to time of new duties.

Since Mr. Grant's death, by a re-arrangement of the districts, they have been about equalised among the four Inspectors.

The largest census population, approximately 11,199, is that in the East-Central district (Mr. Spears); the smallest that in the Western district (Mr. Ollett), approximately 10,577; the Eastern district (Mr. Taylor) has a population of 10,816; and the St. Mary's (Mr. Henderson) a population of 10,752 approximately. During the year there was an\*



interchange of districts between Inspectors Henderson and Taylor. Districts of equal population do not necessarily mean equal work, but it is practically found that this arrangement works out satisfactorily. Each district has its characteristics, and the tables that follow of the Sanitary work done show that while one district has an excess of one item of work, another exceeds in something else.

The Staff also includes a Head Clerk, an Assistant Clerk and an Assistant for aiding the Inspectors in work such as examining drains, removing infectious cases and disinfection.

Leaflets on the Feeding of Infants, on the Prevention of Consumption and on "Suggestions to Householders" have been circulated throughout the year.

#### HOUSE SANITATION.

Throughout 1904 steady attention has been given to house sanitation. Eastbourne has a reputation for house sanitation throughout the country, and it is no mere coincidence that it has also one of the lowest death-rates in the country, for unless the house is structurally good, illness and a low state of health generally are likely to supervene and the tenant has less power to resist the onslaught of any illness and to recover when the illness occurs.

For structural repairs the owner of the house is held responsible, while for keeping clean and in satisfactory condition afterwards the tenant is responsible.

The procedure in the event of a defect or any nuisance being found is to call the attention of the owner or occupier to the fact either verbally or by letter. The great majority of nuisances are dealt with in this way. If, however, no steps are taken to abate the nuisance or remedy the defect, the matter is brought before the Sanitary Committee and a legal notice is served. If again no steps are taken on the issue of this notice the attention of the owner or occupier is again



called to the matter by letter, and legal proceedings follow. Fortunately the number of legal proceedings is very small.

Attention to the general work of the office and to the conditions to which attention is specially called by illness or otherwise has so occupied the Inspectors throughout the year that not very much house-to-house inspection has been done, although it is always in hand.

I attach a summary of some of the work done by the Inspectors throughout the year, especially with regard to structural work in older houses, abating nuisances and general improvement of sanitary conditions. Much of the work has been done in connection with the granting of Sanitary Certificates.

Eight hundred and fifty entries were made in the Inspectors' Permanent Journal as to objectionable conditions found in certain premises—*i.e.*, as to serious defects—and 262 entries had to be carried forward to the Register of Defects to submit to the Committee to enforce abatement of nuisance. Two hundred and seventy-three notices were issued, as shown in tables appended, and very many letters and reports were also written concerning nuisances on premises. In addition to the 273 notices, 520 special letters were written requesting structural amendments to be made, with a view to getting the work done without legal formalities; these 520 letters affected many more different premises, almost entirely dwelling houses. Innumerable verbal notices have been given concerning trivial nuisances and also where nuisances required very immediate treatment.

Mr. Ollett's report in the table below shows to what an extent the fewer houses of the West district are continually being overhauled as regards drainage. The work in the other districts is of a more mixed character, as the smaller table of returns as to general visits of inspection shows. My own inspections are made in any and every part of the Borough, and are not specially detailed.



## RETURNS AS TO STRUCTURAL ALTERATIONS.

	Central.	West.	East.	S. M'ry's
Drains examined and tested ... ..	56	203	61	71
„ re-laid and amended ... ..	52	188	40	45
Interceptors fixed ... ..	36	76	8	16
Drain ventilation improved ... ..	42	90	20	13
New w.c. apparatus provided ... ..	114	210	41	38
W.c. apparatus repaired ... ..	74	268	58	32
W.c. flushing power improved ... ..	64	295	43	48
D-traps removed ... ..	9	31	4	4
New soil pipes fixed ... ..	25	104	11	24
Soil pipe ventilators enlarged ... ..	23	88	5	5
New main taps provided ... ..	16	151	11	13
Waste pipes trapped ... ..	46	339	13	42
Sanitary dustbins provided ... ..	93	181	149	81
Back yards paved or repaired ... ..	107	89	22	17
Sinks renewed or repaired ... ..	52	187	22	20
New sink wastes ... ..	40	—	—	5
Safes provided under w.c. ... ..	23	—	—	4
W.c. cisterns fixed ... ..	—	114	30	7
Cleansing of premises ... ..	—	82	123	—

The above are not tabulated for comparison, for they refer to part only of the work done by the Inspectors.

In addition to the above many roofs were made water-tight, dampness of walls and below floors attended to (particularly in the Central district), and eaves, spouting, etc., were repaired.

Many other smaller items were carried out which it is impossible to summarize, but which were necessary in keeping the House Sanitation of the Borough up to its proper standard.



## RETURN AS TO GENERAL VISITS OF INSPECTION.

					East.	Central	West.	S. M'ry's
Visits for inspection of	{	Dwelling-houses ... ..	...	...	489	640	367	330
		Schools ... ..	...	...	30	33	6	13
		Dairies, Cowsheds, &c. ...	...	...	31	37	18	47
		Slaughter-houses and Butchers' Shops	...	...	259	324	102	169
		Bakehouses ... ..	...	...	42	76	101	28
		Fruiterers, Fishmongers, &c. ...	...	...	198	323	118	83
		Stable and other premises ...	...	...	517	1164	677	508
		Factories, Workshops, and Work-places	...	...	330	414	129	145
Visits in connection with Notifications ...					191	115	127	141
Premises in which Drains have been tested					44	110	343	123

## Notices issued in 1904.

## WESTERN DISTRICT.

	No. Issued.	No. com- plied with	No. lapsed.	No. out- standing.
<i>a</i> Sec. 91 of Public Health Act ...	14	14	—	—
<i>b</i> Sec. 36        „        „        ...	10	10	—	—
Totals ... ..	24	24	—	—

## ST. MARY'S DISTRICT.

	No. Issued.	No. com- plied with.	No. lapsed.	No. out- standing.
<i>a</i> Sec. 91 of Public Health Act ...	30	30	—	—
<i>b</i> Sec. 36        „        „        ...	9	9	—	—
<i>f</i> Sec. 46        „        „        ...	3	3	—	—
<i>d</i> Sec. 49        „        „        ...	1	1	—	—
<i>g</i> Sec. 34 Factory and Workshops Act, 1878... ..	1	1	—	—
Totals ... ..	44	44	—	—

## EASTERN DISTRICT.

	No. Issued.	No. com- plied with.	No. lapsed.	No. out- standing.
<i>a</i> Sec. 91 of Public Health Act ...	78	70	2	6
<i>b</i> Sec. 36       "       "       ...	26	25	1	—
<i>f</i> Sec. 46       "       "       ...	22	22	—	—
<i>e</i> Sec. 106 Eastbourne Improve- ment Act...       ...       ...	1	1	—	—
<i>g</i> Sec. 34 Factory and Workshops Act, 1870       ...       ...       ...	1	1	—	—
Totals ...       ...       ...	128	119	3	6

## CENTRAL DISTRICT.

	No. Issued.	No. com- plied with.	No. lapsed.	No. out- standing.
<i>a</i> Sec. 91 of Public Health Act ...	43	40	—	3
<i>b</i> Sec. 36       "       "       ...	23	23	—	—
<i>f</i> Sec. 46       "       "       ...	6	6	—	—
<i>e</i> Sec. 106 Eastbourne Improve- ment Act. . . . .	2	2	—	—
<i>j</i> Factory and Workshops Act, 1901       ...       ...       ...	3	3	—	—
Totals ...       ...       ...	77	74	—	3

*a* To abate Nuisances of various sorts.

*b* To provide proper closets, dustbins, &c.

*c* To relay and repair defective drains.

*d* To remove offensive accumulations.

*e* To separate the water systems of closets from those for domestic use.

*f* To cleanse, disinfect, &c., houses.

*g* To limewash, &c., bakehouses.

*h* To make houses fit for human habitation.

*i* To whitewash, &c., workshops.

*j* To provide suitable accommodation in the way of Sanitary Convenience.



In addition to these Statutory Notices, 520 letters requesting amendments of premises were issued, 358 of these were complied with, otherwise two and in some cases three notices in each case would have been necessitated, for when the work required has been done as a consequence of these letters notices have not been sent.

#### SCHOOL SANITATION.

All the Elementary Schools of the Borough are periodically visited by myself personally and by the Inspectors from time to time. Any defects noticed have been brought at once before the Managers for attention.

#### HOUSING OF THE WORKING CLASSES ACT.

On September 30th, 1903, notice was served under this Act, *re* the six cottages known as Beadle's cottages. As they were still occupied a Closing Order was obtained on January 4th, 1904, and the premises were rebuilt.

#### SANITARY CERTIFICATES.

During 1904, 55 new Sanitary Certificates were issued, as against 91 in 1903, 62 in 1902 and 70 in 1901, bringing the total number issued up to 1,168; a few of these were repeated for the same houses, making the total number of houses certified about a hundred less.

Thirty-one old certificates were endorsed, as against 30 in 1903, 28 in 1902 and 23 in 1901—that is to say, the premises to which they referred were re-examined and re-tested, and, if found satisfactory (or if not found so, made so) as at the date of the issue of the Certificates, the Certificates were endorsed.

The requirements are comprehensive, and so many houses are already certified that this would reduce the number of Certificates now issued year by year; the number keeps up well however.

No alterations in the specification of requirements have been made.



The value of the Sanitary Certificate of Eastbourne is now so well known in the sanitary world that there have been many imitations. It was a great thing for House Sanitation in general when these Certificates were introduced, and the requirements are kept up to such a pitch that the Certificate has been uniformly of real value. Unfortunately, this is not so elsewhere, and tends to discredit a Certificate.

The procedure after Certificates have been in existence for three years is to send copies of a circular to owners or occupiers, reminding them that three years have elapsed since the issue of the Certificate, and offering re-examination and re-testing. If the owner requires a totally new Certificate, then he must comply with the requirements now in force, but if he elects to have the old Certificate endorsed simply, then the soil-pipes, drains, etc., must be re-tested with the former tests and proved quite sound, and the fittings must be in good working order.

One of the chief advantages of these Certificates is that it ensures a good system of drain-laying and plumbing in all work, whether for Certificate or not, because the men are accustomed to work for certificates.

#### REFUSE REMOVAL.

The House Refuse has been removed from each house of the Borough at least once a week throughout the year, including small property, and since the summer of 1900, during July, August, and September, the refuse has been collected twice a week from every house, small and large. The experiment met with such success in 1900 that there has been no opposition to the same twice-a-week summer collection of refuse since. In some large houses the refuse is collected more often.

In connection with the twice-a-week summer collection of refuse in July, August, and September each year, I have given certain figures, year by year, as to the incidence of certain diseases affected by such refuse to a greater or less



extent; Infantile diarrhoea is especially connected with non-removal of decomposing refuse.

These figures have invariably shown saving of life and prevention of disease since the more frequent removal. They still do so, thus:—

CASES AND DEATHS IN JULY, AUGUST, AND SEPTEMBER.

			Average Yearly before twice a week Refuse Collection.		Average Yearly Since.	
Enteric Fever	} Cases	...	...	9'2	...	2'8
Diphtheria		...	...	19'6	...	10'6
Scarlet Fever		...	...	21'4	...	9'4
Infantile Diarrhoea (Deaths)		...	...	25'2	...	13'2

And this in spite of a much larger population in the later years, making the returns all the more striking.

Although these diseases are not wholly or specially dependent on decomposing refuse the above facts are remarkable and worthy of attention, as being more than a coincidence, and when to them is added the increased comfort of every householder and of the dustmen, the less offensiveness of the carts to passers-by, and the general abolishing throughout the town of week-old accumulation of refuse in summer, the action of the Council is most thoroughly justified.

Fortunately, after nearly a year, the Destructor has become during 1904, again available.

Excluding a portion of the East Ward, the Borough is at present divided into eight districts for dust collection, each district being worked by a shoveller and two carters, the whole being under the direction of the Foreman. Occasionally extra carts are needed to complete the weekly collection, and in summer ten extra men and six extra carts are permanently employed. The extra cost of the twice-a-week collection has been £100 a month.

The supervision of house refuse removal still remains with the Sanitary Department; unfortunately, in the summer of 1904, there was considerable trouble in getting the same



men and horses day after day, hence complaints as to omissions were more frequent than in past years. It is necessary for efficient dust collection to have as nearly as possible the same men day after day. I respectfully urge on the Council during the coming year to allow me regular men on such a regular work if the refuse removal is to proceed smoothly and without annoyance to the householders.

#### SLAUGHTER-HOUSES AND MEAT INSPECTIONS.

There are but four Slaughter-houses in Eastbourne; three in the East Ward, namely:—The Crumbles, Latimer Road and Bourne Street Slaughter-houses; and one in St. Mary's Ward, namely:—Upwick Slaughter-house: these Slaughter-houses are all private. The definite abandonment of the scheme for a Public Abattoir led to the existing private Slaughter-houses being put into good working order. No complaints have been received in this department about them during the past year.

Most of the meat consumed in Eastbourne is slaughtered outside the Borough, either in the neighbourhood as at Langney, or at a distance such as London, and brought in daily by train.

It is advantageous in some ways to have but few Slaughter-houses, but as far as meat inspection is concerned, the meat being mainly brought from elsewhere, there is not much inspection possible of the meat in the carcass.

The carcasses of animals slaughtered locally have been almost uniformly of excellent quality.

In the Upwick Slaughter-house, Insp. Taylor had to seize the tuberculous parts of a carcass of a bullock which had been slaughtered, and the proprietor was cautioned; in the Crumbles Slaughter-house the same Inspector supervised the voluntary destruction of certain diseased and doubtful Pigs.

#### UN SOUND FOOD.

Constant inspection is made, but it is extremely rare now to discover unsound meat exposed for sale. This is



partly due probably to the exemplary fines the Magistrates inflicted in the early days when systematic inspection was begun.

The subjoined unsound food was in each case voluntarily surrendered, with the two exceptions mentioned below, when the owner and vendor were cautioned.

#### UN SOUND FOOD SEIZED AND DESTROYED BUT NO LEGAL PROCEEDINGS TAKEN.

Four Australian Rabbits (Vendors cautioned).

Lungs, Organs of Chest and about 8 lbs. of skirt from a  
Carcass of Beef affected with Tuberculosis (Vendors  
Cautioned).

63 Bloaters (surrendered).

One Carcass of a Pig, about 18 stone weight	} affected with
" " " " 12 " "	

Two Cwt. of Flat Fish (surrendered).

100 Crabs (surrendered).

---

#### Sale of Food and Drugs Act.

Most important work has been done throughout the year in connection with these Acts. It is an extraordinary fact that the Public has often to be protected against its own ignorance in these matters; for instance, it expects to have yellow milk all the year round, thereby causing dairymen to add colouring matter, and bright green bottled vegetables, thereby causing vendors to add salts of copper to cause the green colour, in sufficiently small doses as a rule to avoid poisoning.

The question of the addition of preservatives is a growingly serious matter. That absolutely none is required or should be allowed in milk is proved by the fact that in Eastbourne last year only two out of 58 samples contained



any. If 56 can do without preservatives so can the remaining 2. I believe no so-called preservatives to be quite harmless under all conditions.

Preservatives keep milk seemingly fresh when it is really stale and may be full of disease germs and should not be used. In small doses some preservatives may be harmless to adult healthy people, but the population is made up of all sorts and conditions of people; dirty milk vessels may be used with more impunity if preservatives are added; by the time the producer, the middleman, the vendor and the cook may have all added their "small" dose of preservative a "large" dose has got into the milk for the infant or unsuspecting invalid. For every reason, the steadfast objection of the Sanitary Authority to "doctored" milk with "preservatives" is most advisable, and as shown by results the Eastbourne dairymen are able to, and do, supply milk without these unwarrantable additions.

Preservatives in small amount in other articles of food are not so serious, because invalids and children do not take them as a rule and smaller quantities are taken.

Four out of five samples of bottled peas contained a fair amount of copper salt to make them green. Nine out of twenty-two samples of butter contained boric acid in small quantities.

Altogether 150 samples of foods were taken as detailed in the list given; 103 were absolutely pure and 6 contained sufficient unrevealed adulteration to warrant legal proceedings; 41 were slightly wrong, *i.e.*, contained harmless colouring matter or minute quantities of preservatives.

#### MILK.

The samples were, on the whole, of high quality. There were two cases of abstraction of fat, viz :—6·6 per cent. and 10 per cent. respectively. The former case was dismissed on production of warranty, and in the latter case a fine of £1 13s. 6d., including costs, was imposed.



It is sometimes said that 3 per cent. is a rather high standard to take for fat, but in 1904 only three samples were down to 3 per cent., all the remainder were above ; it is also argued that 3 per cent. is an unfair standard to take for morning milk. The 58 samples of 1904 were taken at nearly all hours of the day with the following results :—

6— 7 a.m.—Samples.	Average fat 3·4 per cent.			
7— 8 a.m.	„	„	„ 3·8	„ „
8— 9 a.m.	„	„	„ 4·1	„ „
9—10 a.m.	„	„	„ 4·2	„ „
10—11 a.m.	none.			
11—12 a.m.	„	„	„ 4·2	„ „
12— 1 p.m.	„	„	„ 3·7	„ „
2— 3 p.m.	„	„	„ 3·3	„ „ nearly.
3— 4 p.m.	„	„	„ 3·8	„ „
4— 5 p.m.	„	„	„ 4·0	„ „

Though no doubt a poor cow will sometimes give a sample under 3, this is exceptional and it is questionable whether the milk should not be rejected. Moreover, milk as sold in a town in the vast majority of cases is the mixed milk of many cows.

The remaining samples of foods require no special comment other than that found in the list given, except in the case of Brandy.

It has been increasingly evident of late that while it has been an offence to add more than a certain amount of water to spirit—all sorts of vile mixtures could be and were being sold as whisky, rum and brandy, as long as there was a certain percentage of alcohol in them. As brandy is from a medicinal and physiological point of view, the most important spirit, the Authority, on my advice, decided to take some test cases in 1904, and three defendants were brought before the Magistrates for selling so-called brandy, which had not within reasonable fairness the proper ethers and other

extractives going to make up the spirit known to the public as brandy with its peculiarly restorative properties.

The first two cases on the same day were dismissed with warnings on paying costs, but the third case was deservedly met with a fine of £10, there being practically no real Brandy in the made-up decoction, although a considerable price was charged.

The cases were, fortunately, well defended, so that the points for each side could be brought out, the only reasonable defence being that no one could say definitely what "Brandy" is. Whatever "Brandy" may be, the Magistrates were of opinion that in these cases the decoction sold was not what any reasonable person expected when he asked for, and paid for, Brandy.

If looked at in the light of the ordinary purchaser, too much money was asked for an inferior substitute, and if looked at in a medicinal light the substitution was a cruel one to the unfortunate invalid who might have to take the stuff.

For provider and purchaser alike it is high time there were a proper standard for various articles of food and drink.



## ANALYSES, 1904.

Foodstuffs, etc.	Samples taken.	Returned as		Proceedings.
		Genuine.	Adult'ed.	
Milk ... ..	58	34	24	<p>1 deprived of 6·6 per cent of its fat. Case dismissed on production of Warranty.</p> <p>1 deprived of 10 per cent. of its fat. Fined 20/- and 13/6 costs.</p> <p>2 contained 2 and 3 grains of boric acid to the pint of milk respectively.</p> <p>20 contained colouring matter</p> <p>34 were genuine.</p>
Butter ... ..	22	13	9	<p>9 contained boric acid in very small quantities.</p> <p>13 were genuine.</p>
Cream of Tartar ...	4	2	2	<p>1 contained 3 per cent. of lime and less than one 100th of a grain of arsenic per pound.</p> <p>1 contained four 100ths of a grain of arsenic per pound.</p> <p>2 were genuine.</p>
Preserved Peas ...	5	1	4	<p>1 contained '003 grammes of metallic copper to 100 parts of the sample.</p> <p>1 contained 0'002 ditto.</p> <p>1 contained 0'004 ditto.</p> <p>1 contained 0'006 ditto.</p> <p>1 was genuine.</p>
Preserved Vegetables	1	—	1	Contained 0'001 per cent. of metallic copper.
Haricots Verts ...	1	—	1	Contained 0'008 grammes of metallic copper to 100 parts of sample.
Clotted Cream ...	1	—	1	Contained 0'258 per cent of boric acid.
Brandy ... ..	8		4	<p>1 contained 80 parts of grain spirit and was 24° under proof. Fined £6 19s. 6d. and £3 os. 6d. costs.</p> <p>1 contained 24 per cent. of grain spirit and was 28·6 under proof. Fined 40/- and 15/6 costs.</p> <p>1 contained 49 per cent. of grain spirit. Case withdrawn on defendant paying costs, 11/-</p> <p>1 contained 13 per cent. of grain spirit and was 27 under proof. Covered by lable. No proceedings taken.</p>

ANALYSES, 1904 (*continued*).

Foodstuffs, etc.	Samples taken.	Returned as		Proceedings.
		Genuine.	Adult'ed.	
Tartaric Acid ...	1	1	—	1 26½° under proof. Fined 20/- and 13/6 costs.
Bottled Olives ...	1	1	—	
Whiskey ...	5	4	1	
Gin ...	1	1	—	
Rum ...	1	1	—	
Sugar ...	3	3	—	
Arrowroot ...	5	5	—	
Ground Ginger ...	4	4	—	
Ground Rice ...	1	1	—	
Pepper ...	6	6	—	
Lard ...	6	6	—	
Tea ...	1	1	—	
Tincture of Myrrh...	1	1	—	
Baking Powder ...	2	2	—	
Tomato Ketchup ...	1	1	—	
Coffee ...	4	4	—	
Cheese ...	1	1	—	
Spirits of Nitre ...	1	1	—	
Citric Acid ...	1	1	—	
Vinegar ...	1	1	—	
Treacle ...	1	1	—	
Bread ...	2	2	—	
Totals...	150	103	47	

## CELLAR DWELLINGS.

There are practically none in Eastbourne, and no proceedings have been necessary.

## OVERCROWDING.

In a few instances verbal notice has been necessary to abate overcrowding. It has almost entirely vanished of late years, though in the height of the August season visitors often pack in to a degree calling for intervention.

## MORTUARY.

That this has filled a want is shown by the fact that during 1904, 25 bodies were received therein and £8 3s. was received in fees for the use of the same. It is not, apparently, generally known that the very good arrangements are available for private use at a small fee.



## PUBLIC BATHS.

During 1904 the Public Baths in Seaside were much appreciated. There are nine baths for men, and three for women, and the figures given below show how much these baths were used.

Date.	Baths used by—		
	Men.	Women.	Children.
January 1st, 1904 to December 31st, 1904	10,773	2834	561
Ditto 1903 ...	9110	2415	592

During the year the Old Town Baths were completed, and opened at the beginning of the New Year, 1905, with the addition of an excellent Swimming Bath.

## Dairies, Cowsheds, and Milkshops.

I submit below a table showing particulars as regards these.

## DAIRIES, COWSHEDS &amp; MILKSHOPS ORDERS OF 1885-6.

	Eastern District.	Central District.	Western District.	S. M'ry's District.	Total.
Number of Dairies on Register ...	4	11	5	1	21
„ „ Cowsheds „	2	—	2	3	7
„ „ Milkshops „	28	20	7	8	63
Infectious Diseases among Employees ...	—	—	—	—	—
Infectious Disease on Premises ...	—	—	1	—	1
Notice to Abate Nuisance ...	—	—	—	—	—
Number Registered in 1904 ...	7	5	—	2	14
Number removed from Register in 1904... ..	—	2	—	—	2

The Cowsheds, etc., of the Borough are, on the whole, well kept, without trouble to the Authority. One of the

largest, on the Downs, has been much improved. Supervision of those outside the Borough is much needed, for, active as the officials of the Rural Districts are, they are too scattered for the work to be effectively done. Legislation in this respect is advisable on the lines of allowing the officials of those districts which consume the milk to examine and attend to the sources of supply.

### Legal Proceedings for the year 1904.

No.	Nature of Offence.	Date of Hearing.	Result.
1	Neglecting to comply with notice to abate nuisances	April 11	Adjourned for five weeks; then withdrawn on defendant paying 3/6 costs in each of the two cases, the works being completed
2	Selling milk deprived of 10 per cent of fat	July 29	Fined 20/- and 13/6 costs
3	Selling brandy containing 24 per cent. of grain spirit and 28.9 per cent. of water	Oct. 28	Fined 40/- and 15/6 costs
4	Selling brandy containing 49 per cent. of grain spirit	„ 28	Withdrawn on payment of 11/- costs
5	Selling milk deprived of 6.6 per cent. of its fat	„ 28	Dismissed on production of Warrant
6	Selling whiskey 26½° under proof	Dec. 30	Fined 20/- and 13/6 costs
7	Selling brandy with at least 80 parts of spirit not derived from the grape	„ 30	Fined £6 19s. 6d. and £3 os. 6d. costs

On January 4th, 1904, also, a closing order was made in an adjourned case as reported last year.

### Infectious Diseases.

	Eastern District.	Central District.	Western District.	S. M'ry's District.	Total.
Number of cases notified	79	12	14	32	137
Number removed to Sanatorium	40	22	19	22	103
*Number of Houses Disinfected	31	29	60	27	147

\* This includes houses disinfected after Phthisis, Measles, and Chicken Pox also.



## Office Work during 1904.

Calls and Communications received and entered	...	1750
Letters and Reports written	... ..	778
Entries made in Inspector's Journal	... ..	850
Entries made in Register of Defects and Nuisances	...	262
Notices Issued	... ..	273
Entries made in Register of Samples taken	... ..	150
Returns of Inspector's work made to Committee	...	19
Entries made in "Report Book" on Infectious Cases...		137
Monthly Returns on the Health of Eastbourne to Mem- bers of Sanitary Committee	... ..	192
Entries made in Voluntary Sanitary Register	... ..	56
Sanitary Certificates issued	... ..	55
Sanitary Certificates endorsed	... ..	31
Entries made in Register of Cowsheds and Dairies	...	25
Certificates of Registration issued for the same	...	25
Entries made in Register of Bakehouses	... ..	77
Certificates issued for Underground Bakehouses	...	14
Entries made in Register of Slaughter-houses	... ..	4
Licenses issued for the same	... ..	4
Entries made in Register of Unsound Food	... ..	7
Entries made in Register of Letters requesting Amend- ments	... ..	520
Letters written requesting Amendments to be made	...	520
Samples of Eastbourne Water taken for analysis by Public Analyst	... ..	6
Samples of Water taken and Analysed by Medical Officer of Health	... ..	51
Cleansing Certificate written	... ..	31
Passes issued for Parents and Friends to visit Patients at Sanatorium	... ..	388

Premises receiving constant inspection and  
attention during the year.

EASTERN DISTRICT.					1903.	1904.
Number of Bake-houses	...	...	...	...	6	9
„ Cowsheds	...	...	...	...	3	1
„ Farm Yards	...	...	...	...	3	2
„ Dairies and Milkshops	...	...	...	...	29	30
„ Private Stables	...	...	...	...	32	32
„ Livery Stables	...	...	...	...	7	8
„ Piggeries	...	...	...	...	4	3
„ Slaughter-houses	...	...	...	...	2	2
„ Offensive Trades	...	...	...	...	3	2

CENTRAL DISTRICT.						
Number of Bake-houses	...	...	...	...	16	16
„ Cowsheds	...	...	...	...	—	—
„ Farm Yards	...	...	...	...	—	—
„ Dairies and Milkshops	...	...	...	...	25	31
„ Private Stables	...	...	...	...	51	67
„ Livery Stables	...	...	...	...	7	7
„ Piggeries	...	...	...	...	—	—
„ Slaughter-houses	...	...	...	...	1	1
„ Offensive Trades	...	...	...	...	—	2

WESTERN DISTRICT.						
Number of Bake-houses	...	...	...	...	11	11
„ Cowsheds	...	...	...	...	2	2
„ Farm Yards	...	...	...	...	2	2
„ Dairies and Milkshops	...	...	...	...	14	12
„ Private Stables	...	...	...	...	125	130
„ Livery Stables	...	...	...	...	18	18
„ Piggeries	...	...	...	...	3	3
„ Slaughter-houses	...	...	...	...	—	—
„ Offensive Trades	...	...	...	...	—	—

ST. MARY'S DISTRICT.						
Number of Bake-houses	...	...	...	...	7	7
„ Cowsheds	...	...	...	...	3	4
„ Farm Yards	...	...	...	...	4	4
„ Dairies and Milkshops	...	...	...	...	8	9
„ Private Stables	...	...	...	...	80	80
„ Livery Stables	...	...	...	...	11	8
„ Piggeries	...	...	...	...	5	5
„ Slaughter-houses	...	...	...	...	2	1
„ Offensive Trades	...	...	...	...	—	—



### Factory and Workshop Acts.

I submit various tables as to the working of these Acts, including a new one required by the Home Office to whom this report has to be sent.

#### FACTORIES, WORKSHOPS, LAUNDRIES, WORKPLACES AND HOMEWORK.

##### I.—INSPECTION.

Premises.	Number of	
	Inspections.	Written Notices.
Factories ... .. (Including Factory Laundries).	72	1
Workshops ... .. (Including Workshop Laundries).	435	11
Workplaces ... ..	640	4
Homeworkers Premises ... ..	24	1
Total ... ..	1171	17

##### II.—DEFECTS FOUND.

Particulars.	Number of Defects.	
	Found.	Remedied
<i>Nuisances under the Public Health Acts:—</i>		
Want of cleanliness ... ..	21	21
Want of Ventilation ... ..	3	3
Overcrowding ... ..	4	4
Want of drainage of floors ... ..	3	3
Other nuisances ... ..	20	20
Sanitary accommodations insufficient ... ..	5	4
„ „ unsuitable or defective ... ..	22	20
<i>Offences under the Factory and Workshop Act:—</i>		
Giving out work to be done in premises which were infected	1	1
Total ... ..	79	76

## III.—OTHER MATTERS.

Class.	Number.	
Matters notified to H.M. Inspectors of Factories :—		
Failure to affix Abstract of the Factory and Workshop Act (Sec. 133) ... ..	79	
Action taken in matters referred by H.M. Inspectors as remediable under the Public Health Acts, but not under the Factory Act (Sec. 5). Notified by H.M. Inspector ... ..	3	
Underground Bakehouses (Sec. 101) :—		
In use during 1903 ... ..	14	
Certificates granted in use at the end of 1904 ...	14	
Number of		
Homework :	Lists.	Out-workers.
<i>Lists of Outworkers</i> (Sec. 107) :—		
Lists received ... ..	9	27
Homework in unwholesome or infected premises :—	Wearing Apparel ;	Other.
Notices prohibiting homework in unwholesome premises (Sec. 108) ... ..	1	—
Cases of infectious disease notified in homeworkers' premises ... ..	1	—
Workshops on the Register at the end of 1904 ... ..	220	
Bakehouses ... ..	40	
Total number of Workshops on Register ...	260	

**Bakehouses.**

The 14 underground bakehouses of the Borough have been duly certified as required after, in most cases, extensive alterations. In my previous report I have detailed the steps taken by the Authorities with regard to underground bakehouses in conformity with the Act of 1901.

I submit a list of the various workshops and workplaces in the Borough arranged according to districts.

There are also very many small premises hardly possible to be included among workshops and workplaces which have also received attention by myself and by the Sanitary Inspectors of each District.



## WEST DISTRICT.

Business.	Factory.	W'rkshop.	W'rkplace.
Basket and Trunk Makers ... ..	—	1	—
Bootmakers and Repairers ... ..	—	13	—
Bakehouses ... ..	1	—	10
Carpenters, Cabinet Makers, &c. ... ..	1	8	—
Coach Smiths, Trimmers, &c. ... ..	—	1	—
Cycle Makers ... ..	—	3	—
Cutlers ... ..	—	1	—
Dressmakers and Milliners ... ..	—	19	—
Dyer and Cleaner ... ..	—	1	—
Dairy ... ..	—	—	1
Dentists ... ..	—	2	—
Fruiterers ... ..	—	—	2
Grocery Stores ... ..	—	—	6
Jewellers ... ..	—	2	—
Nursery Gardens ... ..	—	—	1
Plumbers ... ..	—	7	—
Printers ... ..	2	—	—
Picture Frame Makers ... ..	—	3	—
Painters ... ..	—	4	—
Photographers ... ..	—	2	—
Piano Repairers ... ..	—	2	—
Restaurants, &c. ... ..	—	—	14
Saddlers ... ..	—	2	—
Scale Makers ... ..	—	1	—
Shoeing and General Smiths ... ..	—	2	—
Stables ... ..	—	—	18
Tailors ... ..	—	6	—
Undertakers ... ..	—	1	—
Upholsterers ... ..	—	5	—
Wheelwrights (see also Coach Builders) ... ..	—	1	—
Wood Carvers and Turners ... ..	2	1	—
TOTALS ... ..	6	88	52

## CENTRAL DISTRICT.

Business.	Factory.	W'rkshop.	W'rkplace.
Bakehouses ... ..	1	15	—
Basket and Trunk Makers ... ..	—	2	—
Bedding Manufacturers ... ..	1	—	—
Breweries and Bottling Stores ... ..	2	—	1
Bootmakers ... ..	1	17	—
Bookbinders ... ..	1	—	—
Carpet Beating Works, etc. ... ..	1	1	—
Carpenters, Cabinet Makers, etc. ... ..	4	21	—
Coach Smiths, Trimmers, etc. ... ..	1	4	—
Confectioners ... ..	—	1	—
Cycle Makers and Motor Car Repairers ... ..	1	4	—
Cutlers ... ..	1	—	—
Dairies ... ..	1	—	3
Dressmakers and Milliners ... ..	—	19	—
Engineers ... ..	2	2	—
Electro Platers ... ..	1	—	—
Firewood Works ... ..	1	—	—
Fish Fryers ... ..	—	—	4
Laundries ... ..	1	3	—
Leaded Light Works ... ..	—	2	—
Marine Stores ... ..	—	—	2
Mineral Water Manufacturers ... ..	2	—	—
Plumbers and Gas Fitters ... ..	—	6	—
Pork Butchers ... ..	2	—	—
Photographers ... ..	—	5	—
Printers ... ..	8	—	—
Restaurants ... ..	—	—	13
Shoeing and General Smith ... ..	—	7	—
Stables ... ..	—	—	20
Stonemasons ... ..	1	—	1
Sign Writers ... ..	—	2	—
Tailors ... ..	—	9	—
Undertakers ... ..	—	1	—
Upholsterers and French Polishers ... ..	—	9	—
Umbrella Makers ... ..	—	1	—
Window Blind Makers ... ..	—	1	—
Watch and Clock Repairers ... ..	—	3	—
Totals ... ..	33	135	44




## ST. MARY'S DISTRICT.

Business.	Factory.	W'rkshop.	W'rkplace.
Bottling Stores ... ..	1	—	—
Breweries ... ..	1	—	—
Bootmakers ... ..	—	6	—
Carpenters, Cabinet Makers, &c. ... ..	1	10	—
Coach Smiths ... ..	—	2	—
Cycle Works ... ..	—	1	—
Dressmakers and Milliners ... ..	—	4	—
Flour Mills (Steam) ... ..	1	—	—
Firewood Works ... ..	1	—	—
Furniture Stores ... ..	—	—	1
Laundries ... ..	2	8	—
Mineral Water Manufacturers ... ..	2	—	—
Nursery Gardens ... ..	—	—	2
Plumbers ... ..	—	7	—
Saddlers ... ..	—	2	—
Shoeing and General Smiths ... ..	—	3	—
Stables ... ..	—	—	7
Stonemasons ... ..	—	1	1
Tailors ... ..	—	4	—
Upholsterers ... ..	—	1	—
Wheelwrights ... ..	—	3	—
TOTAL ... ..	9	52	11

## EAST DISTRICT.

Business.	Factory.	W'rkshop.	W'rkplace.
Bakehouses ... ..	—	9	—
Boatbuilders ... ..	—	1	—
Bootmakers ... ..	—	4	—
Brickyards ... ..	—	—	1
Carpet-Beating Works ... ..	1	—	—
Carpenters, Cabinet Makers, &c. ... ..	1	4	—
Clay Pipe Manufacturer ... ..	—	1	—
Destructor Works ... ..	—	—	1
Dressmakers and Milliners ... ..	—	2	—
Electricity Works ... ..	1	—	—
Engineers ... ..	2	1	—
Fish Fryers ... ..	—	3	—
Gas Works ... ..	—	—	1
Laundries ... ..	4	17	—
Marine Stores ... ..	—	—	1
Market Gardens and Nurseries ... ..	—	—	3
Saddlers ... ..	—	1	—
Shoeing and General Smiths ... ..	—	4	—
Stables (Livery) ... ..	—	—	8
Tailors ... ..	—	1	—
Timber Merchants ... ..	2	—	—
Window Blind Makers ... ..	—	1	—
TOTALS ... ..	11	49	15





# *APPENDIX.*



Local Government Board and other Tables.



TABLE I.

VITAL STATISTICS OF WHOLE DISTRICT DURING 1904 AND PREVIOUS YEARS.												
Year.	Population estimated to middle of each year.	Births.		Total Deaths registered in the District.				Total Deaths in Public Institutions in the District.	Deaths of Non-residents registered in Public Institutions in the District.	Deaths of Residents registered in Public Institutions beyond the District.	Nett deaths at all ages belonging to the District.	
		Number.	Rate.	Under 1 year of age.		At all ages.					Number.	Rate.
				Number.	Rate per 1,000 births registered.	Number.	Rate.					
1	2	3	4	5	6	7	8	9	10	11	12	13
1894	38,000	975	25'7	95	97	430	11'32	64	37	NOTE.—The Hospital for Infectious Diseases, the General Hospital, and the Union Workhouse Infirmary are in the District, so that this column is practically nil.	393	10'34
1895	38,750	917	23'6	122	133	521	13'45	81	69		452	11'66
1896	39,500	919	23'2	105	115	454	11'49	65	58		396	10'02
1897	40,250	886	22'0	98	110	399	9'91	84	48		351	8'72
1898	41,000	934	22'8	130	139	494	12'05	53	30		464	11'31
1899	41,750	936	22'3	136	145	566	13'56	68	33		533	12'77
1900	42,500	892	20'9	108	121	501	11'78	80	45		456	10'72
1901	43,500	907	20'8	94	104	498	11'45	77	17		481	11'05
1902	44,250	907	20'5	101	111'3	541	12'23	81	21	520	11'75	
1903	45,000	900	20'0	97	107'8	495	11'0	84	22	473	10'51	
Averages for years 1894-1903	41,450	917	22'17	108'6	118'3	489	11'82	73'7	2'38		452	10'8
1904	45,750	963	21'05	89	92'4	480	10'49	72	16		464	10'142

**TABLE II.**  
**Vital Statistics of separate Localities in 1904 and previous years.**

Names of Localities.	1.—WHOLE DISTRICT.				2—EAST WARD.				3.—CENTRAL WARD.				4 —WEST WARD.				5.—ST. MARY'S WARD.			
	Population esti- mated to middle of each year.	Births registered.	Deaths at all Ages.	Deaths under 1 year.	Population esti- mated to middle of each year.	Births registered.	Deaths at all Ages.	Deaths under 1 year.	Population esti- mated to middle of each year.	Births registered.	Deaths at all Ages.	Deaths under 1 year.	Population esti- mated to middle of each year.	Births registered.	Deaths at all Ages.	Deaths under 1 year.	Population esti- mated to middle of each year.	Births registered.	Deaths at all Ages.	Deaths under 1 year.
1894 ...	38,000	975	430	95	13,677	495	152	59	10,762	210	118	19	6,063	47	34	4	7,498	223	126	13
1895 ...	38,750	917	521	122	14,070	446	131	61	10,786	202	131	33	6,139	32	47	8	7,755	237	162	20
1896 ...	39,500	919	454	105	14,462	458	195	58	10,811	208	73	14	6,215	51	36	5	8,012	202	150	28
1897 ...	40,250	886	399	98	14,855	441	142	50	10,836	181	74	19	6,291	43	34	1	8,268	221	149	28
1898 ...	41,000	934	494	130	15,248	506	200	72	10,860	161	98	22	6,367	41	41	5	8,525	226	155	31
1899 ...	41,750	936	566	136	15,640	517	229	78	10,885	158	107	20	6,443	35	41	—	8,782	226	189	38
1900 ...	42,500	892	501	108	16,033	510	195	61	10,910	146	100	22	6,519	29	44	2	9,038	207	162	23
1901 ...	43,500	907	498	94	16,488	498	178	61	10,997	164	111	13	6,657	26	49	2	9,358	219	160	18
1902 ...	44,250	907	541	101	17,424	541	246	66	9,738	121	115	15	6,146	40	49	4	10,942	205	110	16
1903 ...	45,000	900	495	97	17,834	563	229	59	9,748	111	89	10	6,206	29	46	4	11,212	197	131	24
Averages of years 1894 to 1903	41,450	917	489	108	15,573	497	189	62	10,633	166	101	20	6,304	37	42	3.5	8,939	216	149	23
1904 ...	45,750	963	* 480	89	18,357	581	209	59	9,773	120	95	6	6,227	35	39	3	11,393	227	121	21

\* Sixteen Deaths in Institutions of Non-Residents are included here and not in the Districts.



TABLE III.

Cases of Infectious Diseases notified during the year 1904.

Notifiable Diseases.	Cases notified in whole District.						Total cases notified in each locality.					No. of cases removed to Hospital from each locality.					
	At all ages.	At Ages—Years.					Whole District.	East Ward.	Centr'l Ward.	West Ward.	St. Mary's Ward.	Whole District.	East Ward.	Centr'l Ward.	West Ward.	St. Mary's Ward.	
		Under 1.	1 to 5.	5 to 15.	15 to 25.	25 to 65.											65 and upwards.
Small-pox .....	...	...	...	...	...	...	...	...	...	...	...	...	...	...	...	...	...
Cholera .....	...	...	...	...	...	...	...	...	...	...	...	...	...	...	...	...	...
} Diphtheria.....	38	12	20	1	5	...	...	...	...	...	...	...	...	...	...	...	...
} Membran'us Croup .....	...	...	...	...	...	...	...	...	...	...	...	...	...	...	...	...	...
Erysipelas .....	23	...	1	4	13	5	...	...	17	2	...	4	...	...	...	...	...
Scarlet Fever.....	64	1	14	46	2	1	...	...	33	1	12	18	...	32	1	11	17
Typhus Fever .....	...	...	...	...	...	...	...	...	...	...	...	...	...	...	...	...	...
Enteric Fever .....	8	...	...	3	5	...	...	...	4	2	1	1	...	3	2	1	...
Relapsing Fever .....	...	...	...	...	...	...	...	...	...	...	...	...	...	...	...	...	...
Continued Fever .....	...	...	...	...	...	...	...	...	...	...	...	...	...	...	...	...	...
Puerperal Fever .....	4	...	...	...	4	...	...	...	1	...	...	3	...	1	...	...	...
Plague .....	...	...	...	...	...	...	...	...	...	...	...	...	...	...	...	...	...
Totals .....	137	1	26	67	10	28	5	...	79	12	14	32	...	58	10	13	22

TABLE IV.  
Weekly Notifications of Infectious Diseases, 1904.

Week.		Small-pox.	Diphtheria.	Erysipelas.	Scarlet Fever.	Typhoid Fever.	Puerperal Fever.	Totals.
No.	Date of Ending.							
	January 2...	...	...	...	...	...	...	—
1	" 9...	...	2	...	...	...	...	2
2	" 16...	...	—	...	...	1	...	1
3	" 23...	...	1	...	...	...	...	1
4	" 30...	...	1	...	1	...	...	2
5	February 6...	...	...	...	...	...	1	1
6	" 13...	...	4	1	...	1	...	6
7	" 20...	...	1	...	3	...	1	5
8	" 27...	...	...	2	...	...	...	2
9	March 5...	...	...	...	1	1	...	2
10	" 12...	...	...	1	1	...	...	2
11	" 19...	...	1	...	...	...	...	1
12	" 26...	...	1	2	2	...	...	5
13	April 2...	...	1	...	1	...	...	2
14	" 9...	...	...	...	...	...	...	0
15	" 16...	...	...	1	1	...	...	2
16	" 23...	...	...	...	...	2	...	2
17	" 30...	...	...	1	1	...	...	2
18	May 7...	...	1	...	3	...	...	4
19	" 14...	...	...	...	...	...	...	...
20	" 21...	...	...	...	...	...	...	...
21	" 28...	...	...	...	...	...	...	...
22	June 4...	...	...	...	1	...	...	1
23	" 11...	...	...	...	...	...	...	...
24	" 18...	...	3	...	6	...	...	9
25	" 25...	...	...	...	1	...	...	1
26	July 2...	...	...	...	...	...	...	...
27	" 9...	...	...	...	...	...	...	...
28	" 16...	...	1	...	1	...	...	2
29	" 23...	...	3	...	...	...	...	3
30	" 30...	...	3	1	1	...	...	5
31	August 6...	...	...	...	...	...	...	...
32	" 13...	...	...	...	...	...	...	...
33	" 20...	...	...	1	1	...	...	2
34	" 27...	...	...	1	1	...	...	2
35	September 3...	...	...	1	...	1	...	2
36	" 10...	...	...	1	...	...	...	1
37	" 17...	...	...	...	...	...	1	1
38	" 24...	...	...	...	...	...	...	...
39	October 1...	...	1	...	1	...	...	2
40	" 8...	...	...	2	4	...	...	6
41	" 15...	...	2	3	4	...	...	9
42	" 22...	...	2	1	9	...	...	12
43	" 29...	...	3	...	1	1	...	5
44	November 5...	...	1	...	4	...	...	5
45	" 12...	...	...	1	1	...	...	2
46	" 19...	...	...	...	4	...	1	5
47	" 26...	...	2	...	4	...	...	6
48	December 3...	...	1	1	3	1	...	6
49	" 10...	...	1	...	...	...	...	1
50	" 17...	...	...	...	...	...	...	...
51	" 24...	...	1	1	1	...	...	3
52	" 31...	...	1	1	2	...	...	4
Totals ...		...	38	23	64	8	4	137



TABLE V.  
Notifications of Infectious Disease. Returns for 1900-1904.

YEAR.		1900.					1901.					1902.					1903.					1904.				
Quarter.		1	2	3	4	Year.	1	2	3	4	Year.	1	2	3	4	Year.	1	2	3	4	Year.	1	2	3	4	Year.
Diphtheria.....	12	8	6	24	50	55	17	6	13	19	55	23	11	5	12	51	14	9	12	9	44	12	4	8	14	38
Scarlet Fever.....	19	9	9	14	51	106	7	7	26	66	106	24	40	10	28	102	18	12	4	10	44	9	13	4	38	64
Enteric Fever .....	3	2	4	4	13	25	9	2	10	4	25	1	1	1	3	6	1	2	1	3	7	3	2	1	2	8
Puerperal Fever ....	2	...	...	2	4	...	...	...	...	...	...	1	...	1	3	5	1	...	1	...	2	2	...	1	1	4
Erysipelas .....	13	6	2	8	29	19	6	2	8	3	19	8	5	7	10	30	4	6	5	5	20	6	2	5	10	23
Relapsing Fever ....	...	...	...	...	...	...	...	...	...	...	...	...	...	...	...	...	...	...	...	...	...	...	...	...	...	...
Membranous Group	...	...	...	...	...	1	...	...	...	1	1	1	...	...	...	1	...	...	...	1	1	...	...	...	...	...
Small Pox .....	...	1	...	...	1	...	...	...	...	...	...	1	1	...	...	2	...	...	...	...	...	...	...	...	...	...
Total .....	49	26	21	52	148	206	39	17	57	93	206	59	58	24	56	197	38	29	23	28	118	32	21	19	65	137

Sickness-rate for 1895 (estimated population, 38,750)	—4·02.
1896	39,500—5·64.
1897	40,250—5·29.
1898	41,000—3·46.
1899	41,750—3·76.

Sickness-rate for 1000 (estimated population, 42,500)	1901	1902	1903	1904
43,500	474	445	262	299
44,250	445	450	262	299
45,000	262	299	299	299
45,750	299	299	299	299

TABLE VI.

Table shewing the number of Deaths from the seven principal Zymotic Diseases in the 10 years 1894—1903 and in the year 1904.

Disease.	1894	1895	1896	1897	1898	1899	1900	1901	1902	1903	Decennial Average.	1904.	
												Deaths.	Death-rates.
Small-Pox	...	...	...	...	...	...	...	...	...	...	0.2	...	0.00
Measles	...	4	16	...	20	7	...	...	19	...	6.6	1	0.02
Scarlet Fever	1	1	1	...	1	1	...	...	1	...	0.6	1	0.02
Whooping Cough	1	14	2	3	2	23	4	9	2	26	8.6	5	0.1
Diphtheria	6	4	6	18	11	9	3	3	3	2	6.5	2	0.04
Enteric Fever	4	2	9	...	4	4	4	3	1	3	3.4	...	0.00
Diarrhoea	8	36	25	23	46	52	23	29	7	5	25.4	15	0.33
Totals	20	63	59	44	84	96	34	44	33	36	51.3	23	0.52
Zymotic Death-rate per 1,000 population	0.53	1.50	1.33	0.97	1.85	2.04	0.69	1.01	0.75	1.07	1.17	0.52	...



TABLE VII.

Estimated Population, 45,750.

1904.					1st Quarter	2nd Quarter	3rd Quarter	4th Quarter	Year.
BIRTHS.	Males .. .. .	143	128	111	112	494			
	Females .. .. .	105	120	128	116	469			
	Total .. .. .	248	248	239	228	963			
	Equivalent annual rate per 1,000 persons	21'68	21'68	20'89	19'95	21'05			
NOTIFICATIONS.	Diphtheria .. .. .	12	4	8	14	38			
	Erysipelas .. .. .	6	2	5	10	23			
	Small-pox .. .. .	—	—	—	—	—			
	Scarlet Fever .. .. .	9	13	4	38	64			
	Enteric Fever .. .. .	3	2	1	2	8			
	Puerperal Fever .. .. .	2	—	1	1	4			
	Membranous Croup .. .. .	—	—	—	—	—			
	Total .. .. .	32	21	19	65	137			
	Sickness-rate per 1,000, per annum	2'80	1'84	1'66	5'68	2'99			
DEATHS.	Males .. .. .	67	53	52	57	229			
	Females .. .. .	70	55	53	73	251			
	Total .. .. .	137	108	105	130	480			
	Non-Residents .. .. .	7	21	22	9	59			
	Corrected Total .. .. .	130	87	83	121	421			
	Both Sexes { Under 1 year .. .. .	29	18	25	17	89			
		1-5 years .. .. .	9	6	10	8	33		
		5-15 years .. .. .	1	4	2	5	12		
		15-65 years .. .. .	53	42	36	47	178		
		Over 65 years .. .. .	45	38	32	53	168		
	Equivalent annual rate per 1,000 persons	11'98	9'44	9'18	11'3	10'49			
	Death-rate, excluding deaths of visitors ..	11'37	7'61	7'26	10'56	9'2			
	Deaths under 1 year per 1,000 births ..	117	73	104	75	93			
	CAUSES OF DEATH, &c.	Zymotic Diseases—							
Seven principal Zymotic Diseases .. .. .		4	1	14	5	24			
Other Zymotic Diseases .. .. .		6	3	1	11	21			
Dietic and Parasitic Diseases .. .. .		3	—	1	—	4			
Constitutional Diseases. { Pulmonary Tuberculosis .. .. .		9	8	6	6	29			
		Other Tubercular Diseases .. .. .	11	4	4	5	24		
		Malignant Diseases .. .. .	16	8	12	10	52		
		Rheumatism and Gout .. .. .	—	2	1	1	4		
		Other Constitutional Diseases .. .. .	2	3	5	3	13		
Premature Birth .. .. .		1	4	2	2	9			
Old Age .. .. .		8	10	4	9	31			
Other Developmental Diseases .. .. .		3	3	5	4	15			
Local Diseases. { Apoplexy .. .. .		11	8	1	—	20			
		Convulsions .. .. .	1	—	—	1	2		
		Other Nervous Diseases .. .. .	4	6	3	9	22		
		Diseases of Circulatory System .. .. .	15	10	12	25	62		
		Respiratory .. .. .	21	16	4	13	54		
		Digestive .. .. .	6	9	12	7	34		
		Urinary .. .. .	2	6	5	4	17		
		Reproductive .. .. .	—	1	1	—	2		
Other Local Diseases .. .. .		3	—	—	2	5			
Accident, Violence and Negligence .. .. .		4	4	9	3	20			
Ill-defined Causes .. .. .		2	2	2	1	7			
Not Certified .. .. .		5	—	—	1	6			
Inquests held .. .. .		11	9	10	5	35			
Deaths in Institutions .. .. .		19	16	11	26	72			
METEOROLOGY.		Atmospheric { Mean .. .. .	29'859	29'994	30'054	30'035	29'986		
		Pressure, inches (corrected) { Highest .. .. .	30'709	30'392	30'251	30'629	30'709		
			Lowest .. .. .	28'711	29'405	29'620	29'971	28'711	
	Air Temperature { Mean .. .. .	41'0	52'5	60'4	48'4	50'5			
		Highest .. .. .	53'7	67'0	83'0	83'6	83'0		
		Lowest .. .. .	25'5	37'0	42'0	29'1	25'5		
	Earth Temperature .. .. .	45'9	49'3	56'9	50'5	50'7			
	Sea .. .. .	41'9	52'6	62'9	50'5	52'0			
	Total Rainfall (inches) .. .. .	9'95	5'73	4'67	8'01	28'36			
	Bright Sunshine, hours recorded .. .. .	200'6	576'1	739'4	245'4	1761'6			
	Wind, prevailing direction .. .. .	S.W.	S.W.	E.	W.	S.W.			
	mean hourly velocity (miles) .. .. .	15'58	12'95	10'55	10'42	12'37			







TABLE VIII.

Causes of, and Ages at, Death during Year 1904.

Causes of Death.	Deaths at the subjoined ages of "Residents" whether occurring in or beyond the District.							Deaths of all ages of "Residents" belonging to Localities, whether occurring in or beyond the District.				Total deaths whether of Residents or non "Residents" in Public Institutions in the District.
	All ages.	Under 1 year.	1 and under 5.	5 and under 15.	15 and under 25.	25 and under 65.	65 and upwards.	East Ward.	Central Ward.	West Ward.	St. Mary's Ward.	
I	2	3	4	5	6	7	8	9	10	11	12	13
Measles ... ..	1	...	1	...	...	...	...	1	...	...	...	...
Scarlet Fever ... ..	1	...	1	...	...	...	...	1	...	...	...	1
Whooping-cough ... ..	5	2	3	...	...	...	...	1	...	...	4	3
Diphtheria and Membranous Croup ... ..	2	...	2	...	...	...	...	2	...	...	...	2
Epidemic Influenza ... ..	13	1	...	...	...	10	2	5	2	...	6	...
Diarrhœa ... ..	15	11	4	...	...	...	...	11	1	...	3	1
Enteritis ... ..	2	...	...	1	...	1	...	2	...	...	...	...
Other septic diseases ... ..	3	1	...	...	...	1	1	1	1	...	1	...
Phthisis (Pulmonary Tuberculosis) ... ..	32	...	...	1	6	24	1	18	5	3	6	5
Other Tubercular Diseases ... ..	19	5	6	1	3	3	1	11	2	2	4	5
Cancer, Malignant Disease ... ..	54	...	...	...	...	...	...	21	13	7	13	6
Bronchitis ... ..	22	5	1	...	...	6	10	11	5	...	6	...
Pneumonia ... ..	20	10	3	...	1	3	3	11	2	2	5	1
Pleurisy ... ..	6	1	...	1	...	...	4	2	1	...	3	1
Other Diseases of Respiratory Organs, ... ..	5	1	1	...	...	2	1	3	...	...	2	...
Alcoholism, Cirrhosis of Liver ... ..	7	...	...	...	2	4	1	3	3	...	1	1
Veneral Diseases ... ..	3	2	1	...	...	...	...	3	...	...	...	...
Premature Birth ... ..	9	9	...	...	...	...	...	4	1	1	3	...
Diseases and Accidents of Parturition ... ..	3	...	...	...	1	2	...	...	2	...	1	...
Heart Diseases ... ..	40	...	...	...	1	15	24	13	14	5	8	14
Accidents ... ..	16	2	2	2	1	5	4	5	2	3	6	6
Suicides ... ..	2	...	...	...	...	2	...	2	...	...	...	...
Total of above ... ..	280	50	25	6	15	78	52	131	54	23	72	47
All other causes ... ..	186	38	7	6	3	71	113	78	41	16	49	25
All causes ... ..	466	88	32	12	18	149	165	209	95	39	121	72
Non-residents in Institutions ... ..	16	1	1	...	1	10	3	...	...	...	...	...
All causes and persons ... ..	480	89	33	12	19	159	168	...	...	...	...	...

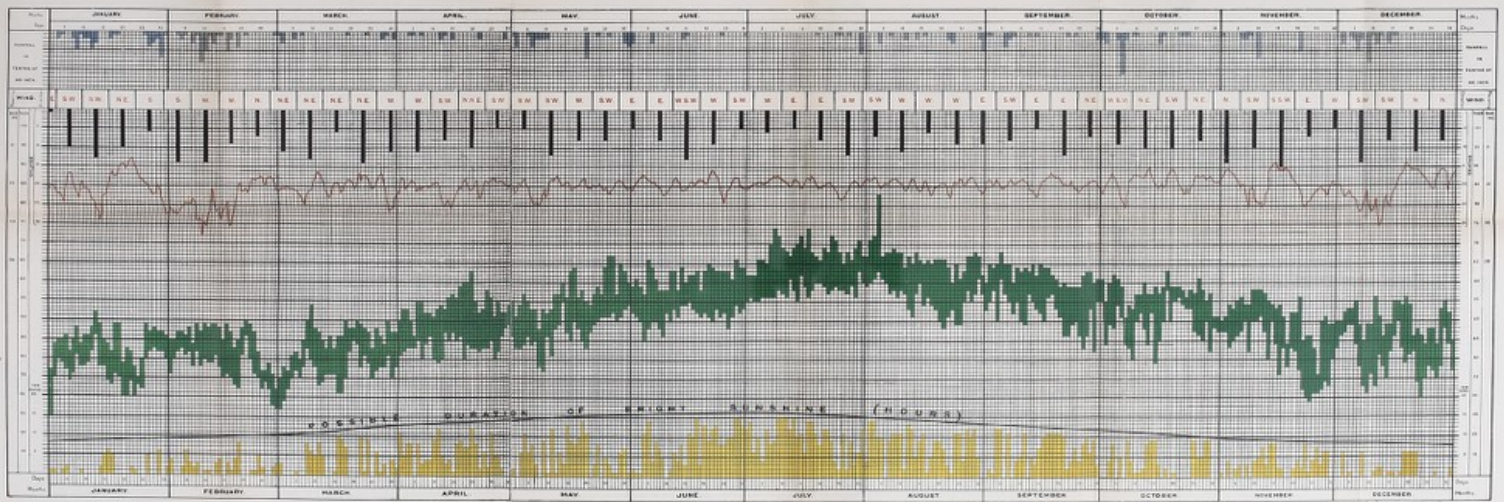






## Borough of Eastbourne.

Chart showing the principal Meteorological Conditions during each day of the year 1904.  
*(from weekly returns)*



DEATHS

RAINFALL

BAROMETRIC PRESSURE (reduced to 32° F. and Sea Level)

TEMPERATURE (Maximum and Minimum)

SUNSHINE

