

**[Report 1937] / Medical Officer of Health, East Riding of Yorkshire County Council.**

**Contributors**

East Riding of Yorkshire (England). County Council.

**Publication/Creation**

1937

**Persistent URL**

<https://wellcomecollection.org/works/uye8kmab>

**License and attribution**

You have permission to make copies of this work under a Creative Commons, Attribution license.

This licence permits unrestricted use, distribution, and reproduction in any medium, provided the original author and source are credited. See the Legal Code for further information.

Image source should be attributed as specified in the full catalogue record. If no source is given the image should be attributed to Wellcome Collection.



Wellcome Collection  
183 Euston Road  
London NW1 2BE UK  
T +44 (0)20 7611 8722  
E [library@wellcomecollection.org](mailto:library@wellcomecollection.org)  
<https://wellcomecollection.org>



County Council of York,  
East Riding.

---

# ANNUAL REPORT

OF THE

Medical Officer of Health


For the Year 1937.

---

Beverley :

PRINTED BY WRIGHT & HOGGARD, MINSTER PRESS.





# INDEX.

	Page		Page
Ambulance .....	26	Maternal Mortality .....	23
Bacteriological		Maternity Homes .....	18
Examinations ...	46	Measles .....	35
Births and Birth Rates .....	6	Mental Defectives .....	25
Blind, Welfare of .....	39	Midwives .....	14
Cancer .....	38	Milk, Supply of to	
Child Life Protection .....	13	Expectant Mothers, etc.	22
Death Rates, Table of .....	53	Milk and Dairies .....	31
Deaths and Death Rates ...	7	Milk (Special Designations)	
Diagram of Infantile		Order ...	30
Mortality Rate ...	10	Ministry of Health	
Diagram of Birth and Death		Inquiries ...	5
Rates ...	11	Ministry of Health	
Diphtheria .....	36	Orders, etc. ...	4
Dispensaries .....	44	Minor Ailments,	
District Medical Officers .....	2	Treatment of ...	22
Enteric Fever .....	35	Notification of Births .....	9
Food and Drugs Act .....	47	Nursing Homes,	
Food, Inspection and		Registration of ...	22
Supervision of ...	30	Ophthalmia Neonatorum ...	37
Health Visitors .....	21	Orthopaedic Treatment .....	20
Health Services .....	12	Population .....	6
Home Nursing .....	12	Principal Epidemic Diseases	35
Hospitals .....	17	Puerperal Fever and	
Housing .....	28	Pyrexia ...	37
Illegitimacy .....	7	Rainfall .....	52
Infantile Mortality .....	8	Sanitary Circumstances .....	27
Infant Welfare Centres .....	19	Scarlet Fever .....	35
Infectious Disease,		Smallpox .....	35
Prevalence of ...	35	Tuberculosis .....	40
Infectious Disease,		Tuberculosis Order, 1925 ...	31
Notification of ...	48	Vaccination .....	38
Inquests .....	9	Venereal Diseases .....	26
Introductory Remarks .....	3	Vital Statistics .....	6
Isolation Hospitals .....	36	Vital Statistics, Table of ...	51
Laboratory Facilities .....	17	Water Supply .....	27



## Administrative County of York, East Riding.

### Medical Officers of Health of the several Local Authorities at 31st December, 1937.

Local Authority.	Name of Medical Officer.
<b>MUNICIPAL BOROUGHES.</b>	
Beverley .....	H. L. Munro, M.D.
Bridlington .....	E. T. Colville, M.D., D.P.H.
Hedon .....	J. S. Soutter, M.B., B.S.
<b>URBAN DISTRICTS.</b>	
Driffield .....	J. W. Thomas, M.R.C.S., L.R.C.P.
Filey .....	E. W. Vincent, M.B., Ch.B.
Haltemprice .....	J. M. Hermon, M.D.
Hornsea .....	L. French, M.B., B.S.
Norton .....	J. Y. Woodhouse, M.B.
Withernsea .....	F. R. Cripps, M.B., Ch.B., D.P.H.
<b>RURAL DISTRICTS.</b>	
Beverley .....	F. G. Dobson, D.S.O., M.B.
Bridlington .....	P. D. H. Chapman, M.B.
Derwent .....	W. B. Hill, M.D., D.P.H.
Driffield .....	A. Milner, M.B., Ch.B.
Holderness .....	F. R. Cripps, M.B., Ch.B., D.P.H.
Howden .....	F. Wigglesworth, M.B., Ch.B.
Norton .....	L. C. Walker, M.R.C.S., L.R.C.P.
Pocklington .....	A. F. A. Fairweather, M.D.

All the above District Medical Officers hold part-time appointments except in the case of the Borough of Bridlington and the Derwent Rural District, where the officers concerned are restricted from engaging in private practice.

The Scheme under Section 111 of the Local Government Act, 1933, by which only whole-time Medical Officers will in future be employed, is still under consideration.

*To the Chairman and Members of the  
Public Health and Housing Committee.*

LADIES AND GENTLEMEN,

I have the honour to submit to you the Annual Report on the Health and Sanitary Administration of the County for the year 1937.

Circular 1650 of the Ministry of Health directs that only alterations, improvements or developments which have taken place during the year should be given apart from the usual statistics, and these instructions have in general been followed.

The estimated population of the County is given by the Registrar-General as 181,840.

The birth rate for the year is 14·6 per 1,000 of the population and the death rate 12·8, compared with 14·5 and 12·4 respectively for the previous year.

The infantile mortality rate of 52·7 per 1,000 live births shows an increase on the figure of 49·0 for the previous year, which was the lowest ever recorded in the County. As the rate for the whole of England and Wales was 58, the figure for the County for the past year can be looked on as highly satisfactory.

The notifications of infectious disease have again been low, and do not call for any special comment. No cases of small-pox have occurred, and only five cases of typhoid fever were reported.

The provision of public water supplies throughout the Rural Districts has continued during the year to receive the attention of the Councils concerned, and many of the schemes have been completed. On the completion of all the schemes, there will be very few villages in the County without a piped supply available—a very different position from that existing a few years ago.

The provisions of the Midwives Act, 1936, were brought into operation on the appointed day, and certificated midwives are now available throughout the County.

I wish to thank the members of the Committee for their continued support throughout the year.



I am also indebted to the District Medical Officers for their friendly co-operation, and especially to my staff for their loyal help.

I have the honour to be,

Your obedient Servant,

R. L. THORNLEY.

County Hall,  
Beverley,  
May, 1938.

The following Orders, Circulars and Memoranda were received from the Ministry of Health during the year:—

Date.	Subject.
January	Welfare of Blind—Report on Home Teaching.
1st January	Circular on overcrowding provisions of the Housing Act, 1935.
1st February	The Public Health (Ophthalmia Neonatorum) Amendment Regulations, 1937.
26th February	Circular on Public Health Act, 1936.
6th March	Housing (Rural Workers) Acts—Publicity.
23rd March	Questionnaire—Arrangements made for Pathological and Bacteriological Work.
24th March	Report of Departmental Committee on the Cost of Hospitals.
30th March	Welfare of the Blind (Contributions) Scheme, 1937.
March	Costing Returns (Part 1) for 1935-36.
1st April	Circular on First Report of Advisory Committee on Nutrition.
28th April	Welfare of the Blind—12th Report of Advisory Committee.
May	Costing Returns (Parts II. and III.) for 1935-36.
7th May	The Midwives (Qualifications of Supervisors) Regulations, 1937.
11th May	Venereal Diseases—Questionnaire on Educational and Publicity Work.
6th August	Circular on Prevention of Blindness.
30th August	The Midwives (Certifying Hospitals and Institutions) Order, 1937.
30th August	Local Health Services—Information at Post Offices.

Date.	Subject.
6th September	Meat Inspection—Supplementary Memo.
22nd November	Circular on Administration of Outdoor Relief.
6th December	Circular on Prevalence of Abortion.

### MINISTRY OF HEALTH INQUIRIES.

The following Ministry of Health Inquiries were held during the year 1937, viz.:—

Date.	Subject.
26th January	Application by the Norton Rural District Council for consent to borrow £14,891 for works of water supply, and £3,250 for the purchase of a water undertaking belonging to the Right Honourable Richard Viscount Downe.
27th January	Application by the Norton Rural District Council for consent to borrow £8,531 for works of water supply for the contributory places of Wintringham, Scagglethorpe, Thorpe Bassett and Scampston.
28th January	Application by the Howden Rural District Council for consent to borrow £22,828 for works of water supply, including works in the contributory place of North Newbald in the Rural District of Beverley.
29th January	Application by the Howden Rural District Council for consent to borrow £1,390 for works of water supply for the contributory place of Wressle.
27th May	Application by the Derwent Rural District Council for consent to borrow £17,330 and £34,270 for works of water supply for seventeen parishes in the Rural District.
15th June	Application by the Bridlington Rural District Council for consent to borrow £7,970 for works of sewerage and sewage disposal for the contributory place of Flamborough.



## Vital Statistics.

### POPULATION.

The population of the Administrative County for the year 1937 is estimated by the Registrar-General to be 181,840, an increase of 4,400 on the figure for the previous year, and 12,553 greater than the population as revealed by the 1931 census. The increase in the figure for the year under review is largely due to the growing population in the Haltemprice Urban District, which has increased from 23,000 in 1936 to 25,870 in 1937.

Districts.	Census, 1931.	Estimated.	
		1936.	1937.
Administrative County .....	169,287	177,440	181,840
Urban Districts .....	75,206	82,760	86,190
Rural Districts.....	94,081	94,680	95,650

Details of the population of the several Urban and Rural Districts in the County will be found in Table VIII.

### BIRTHS AND BIRTH RATES (per 1000 Total Population).

There were 2,658 live births registered in the County during 1937, an increase of 86 on the figure for the previous year. One thousand two hundred and seventy-seven of the births occurred in the Urban Districts, whilst those in the Rural Districts numbered 1,381. The birth rate of 14·6 for the year shows a slight increase on the figure for 1936.

Districts.	Average rate for the ten years 1921—1930	1931	1932	1933	1934	1935	1936	1937
Administrative County .....	17·9	15·7	14·9	14·5	14·7	14·3	14·5	14·6
Urban Districts..	16·6	14·2	13·9	13·4	14·6	13·7	13·6	14·8
Rural Districts...	18·8	16·7	15·6	15·4	14·7	14·6	15·3	14·3

The Sanitary Districts with the highest birth rates were :—

Hedon M.B. ....	20.4 per 1,000 of the population.
Haltemprice U.D. ....	17.6        "        "
Driffild R.D. ....	16.4        "        "

The Districts with the lowest rates were :—

Withernsea U.D. ....	9.4 per 1,000 of the population.
Hornsea U.D. ....	10.0        "        "
Filey U.D. ....	12.1        "        "

The birth rate for the whole of England and Wales was 14.9, compared with 14.8 in the previous year.

### ILLEGITIMATE BIRTHS.

Districts.	1930	1931	1932	1933	1934	1935	1936	1937
Administrative County .....	174	179	182	195	153	151	169	173
Urban Districts..	74	68	63	56	60	55	60	60
Rural Districts.	100	111	119	109	93	96	109	113

One hundred and seventy-three illegitimate live births were recorded in the County during the year, compared with 169 in 1936. The proportion of illegitimate births to legitimate was 1 to 15, whilst the illegitimate birth rate was .95 per 1,000 of the population, the same figure as in the previous year.

### DEATH RATES FROM ALL CAUSES (ALL AGES) (per 1000 of the Population).

Districts.	Average rate for the ten years 1921—1930	1931	1932	1933	1934	1935	1936	1937
Administrative County .....	12.2	13.0	12.3	12.4	11.8	12.0	12.4	12.8
Urban Districts..	13.2	14.0	13.0	13.7	12.7	12.4	13.2	13.2
Rural Districts.	11.6	12.2	11.7	11.5	11.1	11.7	11.8	12.3

The number of deaths registered during the year shows an increase on the previous year, the figures being 2,330 and 2,208 respectively. The death rate has increased from 12.4 to 12.8 per 1,000 of the population.



The highest death rates were recorded in the following Districts:—

Bridlington M.B. ....	16.6	per 1,000 of the population.
Withernsea U.D. ....	15.4	" "
Hedon M.B. ....	14.7	" "
Driffild U.D. ....		
Pocklington R.D. ....		

The lowest rates were:—

Haltemprice U.D. ....	10.1	per 1,000 of the population.
Norton U.D. ....	10.6	" "
Derwent R.D. ....	10.8	" "

The death rate for the whole of England and Wales was 12.4 compared with 12.1 in 1936.

Details as to the deaths from various causes in each of the Sanitary Districts in the County are given in Tables IX. and X. Once again the deaths certified as being due to heart disease (573), cancer (291) and cerebral hæmorrhage, etc. (155), account for nearly 50 per cent. of the total deaths.

#### DEATHS AMONGST CHILDREN UNDER ONE YEAR.

Death rate amongst Infants per 1,000 Live Births.

Districts.	Average rate for the ten years 1921—1930	1931	1932	1933	1934	1935	1936	1937
Administrative County .....	61	60	58	57	51	52	49	53
Urban Districts..	59	58	60	52	50	44	51	52
Rural Districts..	63	62	57	60	52	58	48	53

One hundred and forty deaths of children under one year were recorded in the County during 1937, giving a mortality rate of 52.7 per 1,000 live births. In the previous year there were 126 deaths, with a rate of 49.0, which was the lowest figure ever recorded for the County.

The following Sanitary Districts had the highest rates:—

Withernsea U.D. ....	111.1	per 1,000 registered live births.
Hornsea U.D. ....	88.9	" "
Filey U.D. ....	76.9	" "

The Districts with the lowest rates were:—

Norton U.D. ....	15.9	per 1,000 registered live births.
Bridlington R.D. ....	25.9	" "
Driffild R.D. ....	36.1	" "

The rate for the whole of England and Wales was 58, compared with 59 in the previous year.

#### NOTIFICATION OF BIRTHS ACTS, 1907 and 1915.

There were 2,775 births (2,658 live births and 117 stillbirths) registered in the County during the year under review. Of this number, 528 were reported in the areas of the two Welfare Councils, viz., Beverley and Bridlington, leaving a total of 2,247 in the area administered by the County Council, or 72 more than in 1936.

The Council's Scheme under Section 24 of the Local Government Act, 1929, for the administration of the Registration Acts came into force on the 1st April, 1937. The County is divided into three registration districts, and each district is in turn divided into sub-districts, of which there are ten in all.

The Registrars continue to furnish me with monthly returns of registered births which have not been notified to my office. Two hundred and forty-three such births came to notice through these returns during the year. In addition, 1,782 births were notified by practitioners, midwives, etc. It will be seen, therefore, that the percentage of registered births notified was 90, compared with 86 in 1936.

#### INQUESTS.

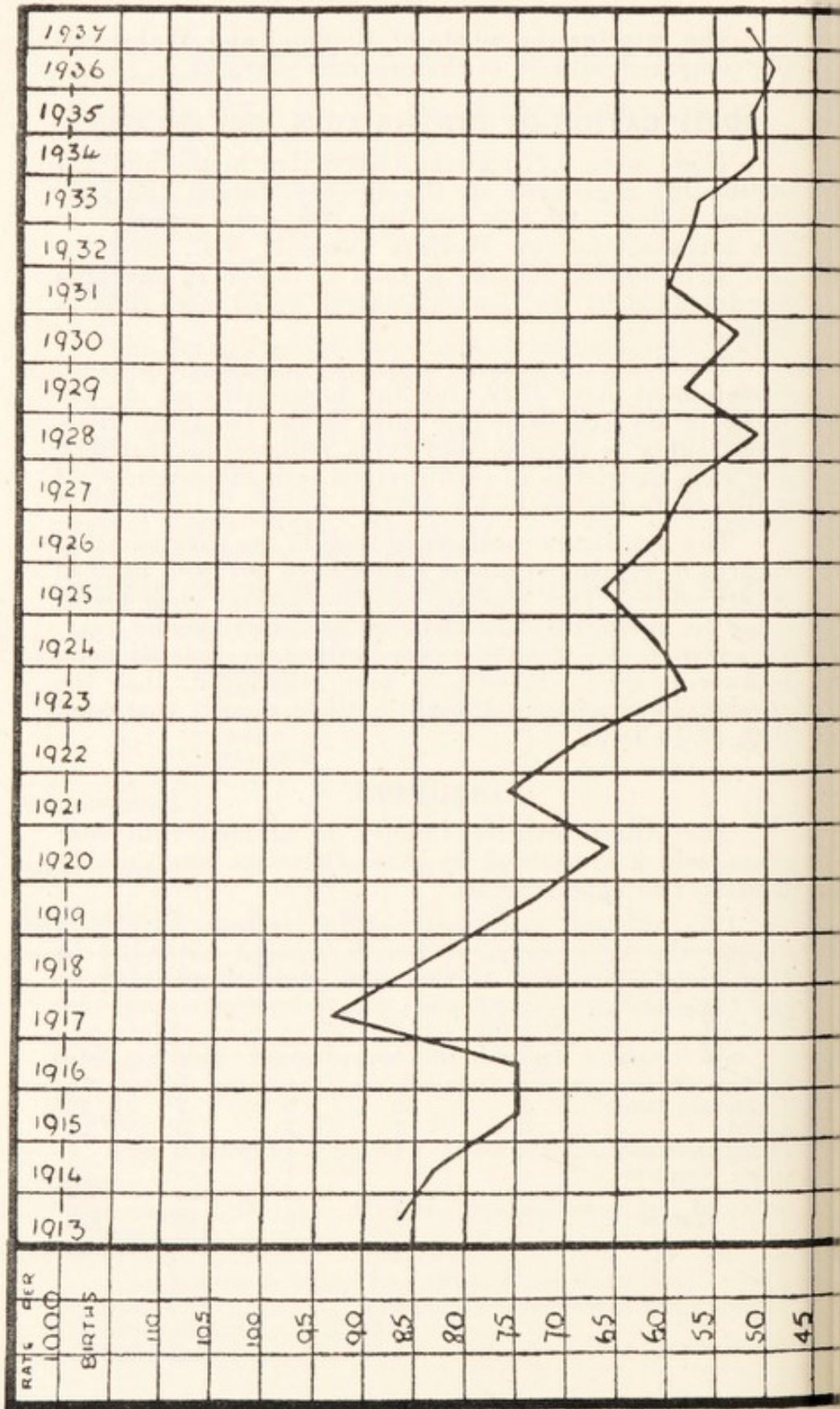
The Administrative County is divided into four areas, which are served by three Coroners, one Coroner holding two appointments.

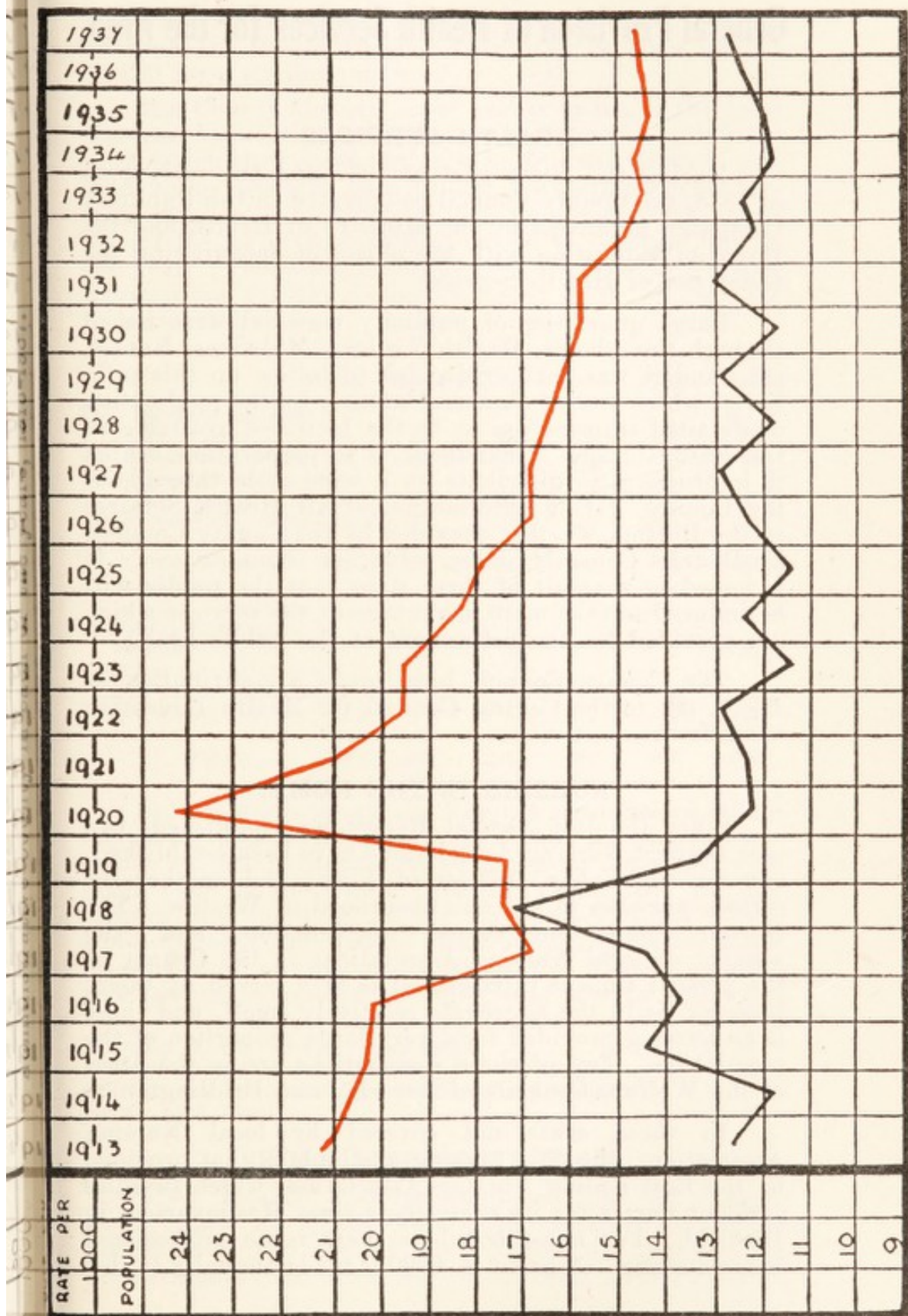
One hundred and twenty-eight inquests were held during the year under review, compared with 124 in 1936 and 157 in 1935. The causes of death returned by the Coroners were as follows:—

Cause of Death.	East Riding District.	Holderness District.	Howdenshire District.	Eserick District.	Totals
Natural Causes .....	6	—	1	7	14
Accidental Death ...	49	13	9	7	78
Suicide .....	15	7	3	3	28
Found Drowned .....	3	1	1	2	7
Other Verdicts .....	—	—	1	—	1
Totals .....	73	21	15	19	128



Diagram showing the Infantile Mortality-rate (per 1,000 births) in the Administrative County in each of the years, 1913-1937.





A

B



## General Provision of Health Services for the Area.

### HEALTH SERVICES.

During the latter part of 1937 and the early part of 1938, the County Council co-operated in the Publicity Campaign organised by the Ministry of Health and the Board of Education with the object of encouraging the wider use of Health Services.

Large quantities of publicity material were issued through the schools, Health Visitors, Midwives, Nurses, etc., and it was further decided to follow up this publicity, which was of a general nature, by the publication of detailed information as to the facilities available in the East Riding. A handbook is in preparation, which it is proposed to distribute on a wide scale throughout the County, giving information of all Health Services in the Riding, whether provided by the County Council, by District Councils, or by voluntary organisations. It is hoped as a result of these steps that the public will be induced to take more advantage of the services which are provided for the betterment of the public health.

The County Council have made a contribution of £5 5s. 0d. to the Central Council for Health Education towards their activities.

### NURSING IN THE HOME.

Since the last Annual Report was published, two new District Nursing Associations have been established, one for the Urban District of Filey, and another for certain parishes in the neighbourhood of Westow. The Norton Association ceased to function, and the number of local Nursing Associations in the County at the present time is thirteen. The area served by them, however, is in the aggregate relatively small, and there is no nursing provided for a very large proportion of the population. Two of these Associations are in the areas of the Welfare Councils of Beverley and Bridlington.

In those areas not covered by local Nursing Associations, the only nursing available is that provided by the East Riding Nursing Association, which supplies resident nurses for its subscribers from Headquarters in Driffild. For non-subscribers there is no professional home nursing. A grant of £200 is made annually to this

Association towards the training of its nurses, and, in addition, the Hessle Nursing Association receives a grant of £50 for a similar purpose.

The County Council make grants to ten of the local Nursing Associations mentioned above for the midwifery work which they carry out on behalf of the Council, and small sums are also paid to six Associations, who perform the health visiting, etc., in their respective areas. One of the latter Associations ceased to function during the year. The work performed by these local Nursing Associations for the County Council is shown in the following table:—

	Elloughton and Welton	Eserick	Flambor'gh	Ganton	Hornsea	Norton (to 30/6 37).
To expectant mothers:						
First visits .....	31	29	13	20	25	33
Subsequent visits	104	98	23	108	55	40
To infants under 1 year:						
First visits .....	40	36	29	31	22	43
Subsequent visits	134	155	46	163	48	54
To children between 1 and 5 years ...	365	111	114	206	21	84
To insanitary premises —	—	—	—	2	—	—
As Child Protection Visitor .....	—	10	9	57	3	18
Confinements attended:						
(a) With a doctor...	17	17	4	7	24	20
(b) Without a doctor	14	7	6	8	5	23
Totals .....	705	463	244	602	203	315

Subscriptions to certain Nursing Associations which had in the past been made by the Public Assistance Committee under the provisions of the Poor Law Act were taken over by the Public Health Committee on the coming into operation on the 1st October, 1937, of the Public Health Act, 1936. These subscriptions are made in respect of services provided by the Associations for poor persons in receipt of relief, and are as follows:—

	£	s.	d.
Beverley Town Nursing Association .....	10	10	0
Elloughton and Welton Nursing Association .....	5	5	0
Ferriby and Swanland District Nursing Association ...	5	5	0
Hessle Sick Fund .....	5	5	0

### CHILD LIFE PROTECTION.

The Health Visitors employed by the County Council act as Child Protection Visitors. Children boarded-out for reward are visited at intervals of approximately six weeks according to the need for super-



vision. In the areas of six of the District Nursing Associations this work is carried out on behalf of the Council by the nurses employed by the Associations.

In the Boroughs of Beverley and Bridlington, the local Maternity and Child Welfare Committees are, of course, responsible for the supervision of foster-children.

The number of infants under supervision at the end of the year was 65 in 59 homes, compared with 76 in 69 homes at the end of the previous year.

It was not necessary to take action during the year to remove any child from the care of a foster-mother on account of neglect or other adverse circumstances.

No. of cases on the Register at 1st January, 1937 :—

(a) Children .....	76
(b) Foster-mothers .....	69
No. of children who were registered during the year .....	30
No. of new foster-mothers who were registered during the year .....	18
No. of children removed from the Register :—	
(a) On adoption .....	2
(b) On death (in hospital) .....	1
(c) On attaining the age of 9 years .....	8
(d) On being transferred to relatives .....	15
(e) On leaving the County .....	10
No. of children who were transferred to the care of other foster-mothers in the County .....	5
No. of cases under supervision at 31st December, 1937 :—	
(a) Children .....	65
(b) Foster-mothers .....	59

### MIDWIVES.

Inclusive of the 19 County Midwives who were appointed by the County Council under the Midwives Act, 1936, 107 midwives notified their intention to practise in the County during the year. Of this total, only two are uncertificated women; one of these did not attend any cases last year, and the other only two cases. Both these women have, however, ceased to practise since the end of the year.

Of the 107 midwives practising in the Riding, 55 are in private practice, 13 are employed by Voluntary Nursing Associations, 6 in private Nursing Homes, 9 in County Council Institutions, 5 as Assistant Health Visitors, and, as stated above, the remaining 19 are County Midwives. So far as the 55 midwives in private practice are concerned, only 30 are resident within the Administrative County, the remaining 25 living in adjoining areas.

There was no delay in this County in bringing into force the provisions of the Midwives Act, 1936, for, by the first week in August, a midwifery service was available in every part of the County. The arrangements made to comply with the Act are briefly as follows. In 10 areas where Nursing Associations have been established, the midwifery work is undertaken by the nurses employed by the Associations, and grants are paid at the rate of £3 per case attended by Associations serving rural districts, £2 10s. 0d. per case attended by Associations serving partly urban and partly rural districts, and £2 per case attended by Associations whose areas are solely urban. The minimum payment to an Association will be £40 for the first year of the scheme, and the County Council also guarantee the Associations against any loss which may be incurred as a result of carrying out the arrangements agreed upon. In the absence of other Nursing Associations the remainder of the County has been divided into 17 districts and a midwife appointed by the County Council to serve each district. Two additional County Midwives have also been engaged solely for relief duty in times of illness or when midwives are suspended on account of contact with infection, etc., or away for holiday. In four of the areas, bicycles have been provided for the nurses concerned, but in the remaining 15 cases (including the two relief midwives) cars have to be used owing to the large areas served. The areas to which the County Midwives have been appointed are determined so far as possible to give approximately 80 cases per year, but in actual fact these figures may not be reached in all districts. A number of cases will, for instance, continue to be attended by women who, although not midwives, hold a Certificate from an institution which has been approved by the Minister of Health, showing that they have received some training in obstetric nursing. Notifications have been received under Section 6 (1) (c) of the Act from 51 women holding such Certificates. Three of these women have since obtained the Certificate of the Central Midwives Board.

The following is a summary of the work done by the County Midwives from the time they commenced duty to the week ended 1st January, 1938:—



District.	First Visits.	Ante-Natal Subsequent Visits.	Post-Natal Visits.	No. of Bookings.	No. of confinements attended.
Anlaby .....	52	78	525	65	29
Barlby .....	24	96	303	26	15
Beverley No. 1 .....	21	128	647	43	46
Beverley No. 2 .....	77	109	649	51	37
Beverley No. 3 .....	29	152	527	43	31
Burton Fleming ...	15	31	106	19	6
Cottingham .....	51	167	511	46	26
Driffield No. 1 .....	33	115	334	30	17
Driffield No. 2 .....	27	92	390	29	22
Hedon .....	30	86	222	25	13
Hessle .....	13	14	230	12	10
Howden .....	37	172	385	36	23
Market Weighton ...	10	35	94	17	5
Norton .....	36	158	483	37	31
Pocklington .....	13	60	106	9	6
Skirlaugh .....	11	52	209	24	14
Withernsea .....	24	78	246	24	13
Relief Midwife					
No. 1 .....	15	5	186	6	13
Relief Midwife					
No. 2 .....	4	1	46	—	2

The midwives employed by the eight District Nursing Associations who undertook midwifery work under the new arrangements attended the following cases :—

District.	First Visits.	Ante-Natal Subsequent Visits.	No. or Bookings.	No. of confinements attended.
Bridlington No. 1 .....	—	—	10	18
Bridlington No. 2 .....	8	19	23	13
Elloughton and Welton .....	15	44	14	12
Eserick .....	10	39	10	6
Filey .....	17	53	16	6
Flamborough .....	4	15	5	1
Ganton .....	6	48	8	6
Hornsea .....	15	19	14	15
North Cave .....	20	99	15	13

A total of 275 visits was paid to practising midwives before the new Act came into force. After the appointment of the County Midwives it was decided to engage a Supervisor who could devote the whole of her time to the supervision of both the County Midwives and the private practising midwives. Since taking up her duties on the 15th November 1937, the new Supervisor has made 87 inspections.

The number of births attended by midwives without a doctor in attendance was 787, or 28% of the total number of births registered. In the previous year, the percentage was 22.

Statutory notices under the Rules of the Central Midwives Board were received as follows :—

	Private practising Midwives.	County Midwives.	Midwives in Institutions.	Total.
Sending for medical help ....	73	52	56	181
Notification of death .....	7	2	5	14
Notification of stillbirth .....	6	10	7	23
Laying out dead body .....	6	2	9	17
Liability to be a source of infection ...	10	2	7	19
Artificial feeding .....	10	8	7	25

The number of medical help forms received from midwives was equivalent to 23% of the cases attended, compared with 21% in the previous year.

The sum of £135 5s. 9d. was claimed by medical practitioners in respect of their attendance on cases when called in by midwives in emergencies. A total of £54 18s. 7d. was recovered from patients. In the previous year the figures were £88 8s. 0d. and £22 5s. 6d. respectively. As a result of the working of the new Midwives Act, claims of this nature will most probably show a large increase so far as this County is concerned, due in a large measure to the fact that in the past there have been so very few midwives working in the area.

### LABORATORY FACILITIES.

The bacteriological work for the County is carried out by three laboratories, namely, the Laboratory at the Hull Royal Infirmary, the North Riding Laboratory at Scarborough and the Clinical Research Association in London.

By arrangement with the Sanitary Authorities throughout the County, half the cost of the examinations is borne by the County Council and half by the Sanitary Authority in whose area the patient resides.

Altogether, 4,137 specimens (exclusive of food and drugs) were sent for examination at a total cost of £941 4s. 7d. In 1936 the examinations numbered 2,909, and the cost was £730 10s. 5d. The examination of food and drugs is dealt with by an analyst in Hull.

Details of the work carried out during the year will be found in Tables I. and II.

### HOSPITALS.

Details of the accommodation provided in the Hospitals and Public Assistance Institutions, etc., in the County were given in full in my Annual Report for 1935.

No changes have taken place during the past year either in their number or administration.



The question of the provision of alternative accommodation under the Public Health Acts has still to be decided upon, and a survey of the six Public Assistance Institutions in the County has recently been made by an Inspector of the Ministry of Health.

### MATERNITY HOMES.

A small Maternity Home, situate at Driffield, with accommodation for eight patients is maintained by the County Council.

The admissions during the year numbered 167, compared with 188 in the previous year.

The following particulars relate to the work of the Home during 1937 :—

Total number of admissions .....	167
(a) Number of cases delivered by midwives .....	143
(b) Number of cases delivered by doctors .....	2
(c) Number of cases transferred to other Institutions .....	6
(d) Number of cases admitted for ante-natal treatment and discharged before confinement, etc. ....	16
Average duration of stay .....	13 days
Number of cases in which medical assistance was required :	
(a) Ante-Natal .....	2
(b) Post-Natal .....	30
Number of maternal deaths .....	Nil.

The sum of £535 5s. 0d. was received in fees, the amount in the previous year being £538 17s. 6d.

The usual charge for maintenance is 30/- per week, but this amount is reduced or remitted in necessitous cases.

Admissions to other Maternity Hospitals on account of anticipated difficulty numbered 101 :—

Hull Municipal Maternity Home .....	78
York Maternity Hospital .....	16
Scarborough Hospital .....	6
Leeds Maternity Home .....	1

Three patients died in hospital, the causes of death being certified as (1) post partum haemorrhage, placenta praevia, (2) cardiac failure, mitral stenosis and regurgitation, pregnancy, (3) eclampsia. In one case it was necessary to detain the newly-born infant in hospital for a short time after the mother's death.

Three infants were sent to hospital for treatment on account of prematurity, and two on account of ophthalmia neonatorum. One of the premature infants died in hospital.

At "The Avenue" Hospital, Bridlington, which is maintained by the County Council under the Public Health Act, 1875, there is accommodation for nine maternity patients. Particulars of the work performed during the year are as follows:—

Total number of admissions .....	132
(a) Number of cases delivered by midwives .....	74
(b) Number of cases delivered by doctors .....	58
Average duration of stay .....	14 days.
Number of cases in which medical assistance was sought .....	20
Number of maternal deaths .....	2

The causes of death in the two cases above were given as (1) chorea gravis, premature confinement eight hours before death, (2) haemorrhage following caesarean section, fibroid uterus.

It has been decided to provide new accommodation for maternity patients at "The Avenue" Hospital, Bridlington, and a scheme of alterations and improvements has been approved which is now being carried out.

As a result of these improvements,

- (a) a new block containing 16 beds for maternity cases will be provided,
- (b) five additional beds will be available in the Hospital for general cases,
- (c) an ante-natal clinic will be available,
- (d) improved accommodation (including an office) will be provided for the Matron,
- (e) a separate sitting room will be provided for the sisters, and
- (f) improved sleeping accommodation will be provided for the nursing staff.

The estimated cost of the alterations is £9,300.

### INFANT WELFARE CENTRES.

Two new Centres at Anlaby and Eserick respectively were opened during the year, and it was decided to close one of the voluntary centres on account of the very small number of children attending. It is, however, hoped that this Centre will be re-opened in the near future. At the end of the year there were 14 Centres in the County, ten of which are under the control of the Council, the remaining four having been established by voluntary bodies. These latter Centres are equipped by the County Council, but are attended by private practitioners. All the County Council Centres are attended by one of the School Medical Officers.



Attendances at the various Centres are generally satisfactory. Sessions are usually held monthly, but in the more populous areas the Centres are open every two weeks. The total attendances at all Centres numbered 6,430, a slight decrease on the figure for the previous year.

Particulars of the work of the Centres are given in the following table:—

CENTRE.	Number who attended for first time.			ATTENDANCES.	
	Children under 1.	Children between 1 and 5.	Expectant Mothers.	Total.	Average per Session.
Anlaby .....	15	5	—	50	25
Barlby .....	17	3	1	261	11
Cottingham .....	61	16	—	1196	46
Driffield .....	59	7	—	551	22
Escrick .....	32	29	—	202	22
Filey .....	19	7	—	244	19
Ganton .....	19	6	—	376	31
Hessle .....	99	27	—	1292	50
Hornsea .....	36	7	2	482	40
Long Riston .....	—	—	—	7	2
Market Weighton ...	16	1	6	254	20
Pocklington .....	26	6	—	329	25
Preston .....	50	12	—	352	27
Willerby .....	50	14	—	470	34
Withernsea .....	25	4	—	364	14
All Centres ...	524	144	9	6430	28

The premises at which the Barlby and Driffield Centres are held are the property of the County Council. The other County Council Centres are held in premises kindly lent for the purpose, for which the Council pay a small charge to meet the cost of heating, lighting, etc.

#### ORTHOPAEDIC TREATMENT.

The facilities which exist for the in-patient treatment of children up to 12 years of age, whether the crippling is due to tubercular disease or to any other cause, are generally satisfactory for vacancies can usually be obtained in the Orthopaedic Hospital at Kirbymoorside with little delay. Admissions to this Hospital during the year numbered 7, 3 for tubercular disease and 4 for other forms of crippling.

After-care supervision is available at the Clinics at Driffield, Malton, Scarborough and York, which are held monthly, and are visited by the Medical Superintendent

of the Kirbymoorside Hospital. A total of 105 visits to these Clinics was paid by 45 children during the year.

Adult tubercular cripples in need of treatment and training can usually secure admission to special Hospitals some distance from the County.

### HEALTH VISITORS.

Maternity and Child Welfare work in the County is carried out by a Superintendent Health Visitor and a staff of five Assistant Health Visitors. The Superintendent lives in the Council's Maternity Home at Driffeld, which is also under her charge. Each Health Visitor works in a specified area, and is responsible for those Infant Welfare Centres in her district which have been established by the County Council. The areas in which they work are large, thus necessitating the use of small motor cars. They do not carry out any duties in connection with School Medical Inspection or visit cases of tuberculosis, but they act as Child Protection Visitors in their respective areas.

Health Visiting in the areas of six of the local Nursing Associations is carried out by the District Nurses employed by them.

The total number of live births registered and requiring to be dealt with by the County Council as regards health visiting was 2,161.

The record cards kept by the Visitors are transferred to the Education Authority when the children reach the age of 5 years.

Inclusive of the visits by the District Nurses, a total of 1,070 visits was paid to expectant mothers, and 17,901 visits to children under the age of 5 years.

The following table shows the work done by the five whole-time Health Visitors:—

To expectant mothers:	
First visits .....	245
Subsequent visits .....	246
To infants under 1 year of age:	
First visits .....	1,964
Subsequent visits .....	4,539
To children between 1 and 5 years .....	9,696
To insanitary premises .....	16
As Child Protection Visitor .....	337
<b>Total .....</b>	<b>17,043</b>



In the Boroughs of Beverley and Bridlington the Maternity and Child Welfare work and visitation in connection with Child Life Protection is carried out by the Health Visitors employed by the local Councils.

### **SUPPLY OF MILK.**

Milk is supplied free of charge to expectant and nursing mothers, and also to children under the age of five years in necessitous households. There is no fixed scale of income to qualify for free supplies. Recommendations are made by the Health Visitors or midwives on general grounds. The milk is obtained from the retailer who usually supplies the household. The total number of applications received during the year was 594. Of this number, 156 related to patients who had not previously been in receipt of milk under the Scheme.

Expenditure during the year was £347 4s. 1d., compared with £233 4s. 3d. in the previous year.

Dried milk and proprietary foods are not supplied.

### **TREATMENT OF MINOR AILMENTS.**

Six children under school age have been dealt with under this heading during the year. In three cases the children concerned were seen by an ophthalmic surgeon on account of squint, two children were sent for speech training, and the sixth child was admitted to hospital for the removal of adenoids.

### **REGISTRATION OF NURSING HOMES.**

No new applications for registration were received during the year.

There are only four registered Homes in the County exclusive of those in the Borough of Bridlington, to which Authority the County Council have delegated their powers and duties under the Act.

All the four Homes are small, only 116 patients being admitted to them during the year, compared with 123 in the previous year. Of the 116 patients, 14 were medical, 18 surgical, 37 maternity, and the remaining 47 chronic or convalescent.

The Homes have been regularly inspected throughout the year, and the Inspector has raised no adverse criticism.

Exemption has been granted to three local Voluntary Hospitals and one Nursing Home, none of which is carried on for gain.

**MATERNAL MORTALITY.**

The number of maternal deaths reported during the year was 7, compared with 8 in the previous year and 14 in 1935. One death was due to puerperal sepsis and the remainder to other puerperal causes.

There was one death of a mother for every 396 births, giving a mortality rate of 2.63 per 1,000 births.

As in previous reports, I append a table giving the mortality rates over a series of years.

Year.	Puerperal Sepsis.		Other Puerperal causes		All Causes.		No. of live births.
	Deaths.	Rate per 1000 births.	Deaths.	Rate per 1000 births.	Total Deaths.	Rate per 1000 births	
1921	3	.87	10	2.90	13	3.77	3445
1922	2	.62	13	4.03	15	4.65	3229
1923	5	1.54	12	3.70	17	5.24	3244
1924	8	2.61	9	2.93	17	5.54	3067
1925	3	1.00	8	2.66	11	3.66	3004
1926	4	1.40	4	1.40	8	2.80	2858
1927	3	1.04	5	1.73	8	2.77	2888
1928	3	1.04	10	3.49	13	4.53	2864
1929	5	1.76	11	3.89	16	5.65	2830
1930	2	.74	7	2.61	9	3.35	2679
1931	5	1.90	11	4.17	16	6.07	2635
1932	1	.39	3	1.18	4	1.58	2537
1933	2	.80	9	3.62	11	4.42	2489
1934	7	2.74	11	4.30	18	7.04	2558
1935	3	1.21	11	4.44	14	5.66	2475
1936	1	.39	7	2.72	8	3.11	2572
1937	1	.38	6	2.26	7	2.63	2658

The rate for the year under review is, I am happy to say, both an improvement on the previous year and below the average for several years past. Low rates



were, of course, recorded in 1926, 1927 and 1932, but it is to be hoped that the rate for 1937 will not prove merely another isolated instance, but rather that it will be the commencement of a period of low mortality rates due to the steps which have been taken during the past two years to improve the facilities for maternity cases. These improvements were introduced with the express object of attempting to secure a lower mortality rate than the County has experienced in recent years, i.e., a rate of 4 per 1,000 births.

In this County facilities have for some years been provided for the admission of urgent and difficult maternity cases to Hospitals in Hull, York and Scarborough, as well as for the admission of ordinary cases to the Maternity Home in Driffield, but there has been a very poor midwifery service, where indeed it existed at all. All this has now happily been changed by the operation of the Midwives Act, 1936, which came into force on the 31st July, 1937. In addition to the facilities mentioned above, ante and post-natal examinations by general practitioners are now available to all uninsured women. With the provision of auxiliary services such as dentistry, home helps, sterilized maternity outfits and facilities for pathological investigations, these facilities should go far towards a lowered maternal mortality rate in the future.

Confidential reports are sent to the Ministry of Health on all deaths which come to notice, whether directly or through Registrars of Births and Deaths. Short particulars of 8 deaths in the County which were enquired into during the year are given below. Seven of these patients died in hospital.

- (1) Patient aged 27. A temporary resident. First pregnancy. Advised by practitioner to enter Maternity Home on account of her highly nervous state. After 6 days stay, during which the patient was noisy, restless and almost maniacal, she gave birth to a premature stillborn child, but death took place eight hours later from chorea gravidarum.
- (2) Patient aged 37. Third pregnancy. Under ante-natal care—placenta prævia—removed to Hospital. Cæsarean section refused. Version therefore performed and patient delivered later of stillborn child. Hæmorrhage continued in spite of all attempts to arrest it, and death took place 1½ hours after delivery.
- (3) Patient aged 35. Seventh pregnancy. Admitted to Public Assistance Institution. Urine free from albumen the whole time. Three weeks before confinement, died in a severe fit undelivered. Certificate—eclampsia.

- (4) Patient aged 40. Third pregnancy. This patient had a Cæsarean section performed at the second pregnancy. She was therefore admitted to Hospital and Cæsarean section again performed. Child born alive, but patient died 4 hours later from shock and hæmorrhage.
- (5) Patient aged 21. First pregnancy—illegitimate birth. Under ante-natal care. Forceps delivery and severe perineal tear. Post partum hæmorrhage. Developed white leg and septicæmia. Death took place one month later.
- (6) Patient aged 32. Second pregnancy. Had been under care for bad heart disease. On admission to Hospital very emaciated. Blood-stained sputum with weak irregular pulse. Died (undelivered) from heart failure, a few hours after admission.
- (7) Patient aged 20. Second pregnancy. Ante-natal care by doctor. Urine and blood pressure normal. Forceps delivery of head but not of body. Removed to Hospital for Cæsarean section but patient died a few hours after from shock and hæmorrhage. The weight of the child was 13 lbs. and the obstruction to birth was a cystic tumour on the posterior wall of the uterus at the lower end.
- (8) Patient aged 22. First pregnancy—illegitimate birth. Ante-natal care. Urine no albumen, and no rise of blood pressure until suddenly urine became loaded with albumen. Removed to Hospital where, shortly after admission, she had a convulsion followed by others. Labour terminated normally but patient became comatose and died without regaining consciousness. Cause of death—eclampsia.

## **INSTITUTIONAL PROVISION FOR THE CARE OF MENTAL DEFECTIVES.**

With the exception of accommodation for 12 female mentally defective persons in the Driffield Public Assistance Institution, County patients are now maintained in the Brandesburton Hall Colony, as transfers have been obtained for all those defectives who were maintained in out-County Institutions.

The accommodation at Brandesburton is now for 260 persons, and, at present, 230 beds are occupied.

The Hall provides accommodation for 80 women and girls, together with the female staff, office and stores.

The Quadrangle has been adapted for the accommodation of twenty high grade women with quarters for three nurses.

Two of the three new pavilions of 60 beds each are for medium and high grade adult males. The third pavilion is for 40 low grade cot and chair children under the age of sixteen years. This pavilion is sub-divided for 20 defectives of each sex.



Workshops for joinery, boot repairing, tailoring, etc., have just been completed.

The Colony has an area of 98 acres. It is pleasantly situated, close to the village of Brandesburton, but off the main road. Lighting is by electricity from the public supply, and water is obtained on the Estate both from a bore and from the mains.

Four cottages for staff have been built during the year, and, in addition, a lodge has been erected, which is occupied by the Head Gardener.

The Colony is the joint property of the East Riding County Council and the York City Council.

### **AMBULANCE FACILITIES.**

Apart from the two ambulances at the Isolation Hospital at Driffeld which are used for the removal of infectious cases, the County Council maintain only one ambulance for general work. This ambulance is mainly used in Beverley and district, and for the transport of cases to the Raywell Sanatorium from any part of the County. During the year, 235 journeys were made with a mileage of 6,238. The sum of £225 7s. 5d. was received in fees. In the previous year the figures were 212, 5,079 and £181 1s. 4d. respectively.

An ambulance has recently been provided at Market Weighton by the British Red Cross Society, and privately-owned ambulances can be hired in Hornsea, Pocklington, Driffeld and Bridlington. The Bridlington Corporation also maintain an ambulance.

### **PUBLIC HEALTH (VENEREAL DISEASES) REGULATIONS, 1916.**

Clinics for the treatment of East Riding residents suffering from venereal disease are available at Hull, Leeds, York and Scarborough. No alteration has been made in the days and hours of attendance. One hundred and thirty new patients from the East Riding attended the Clinics, compared with 94 in 1936. The total number of attendances at the Clinics was 1,782, compared with 1,953 in the previous year. No irrigation centres apart from those at the Clinics have been established in the County, nor has there arisen any demand for them.

Patients in necessitous circumstances are assisted to attend the Clinics for treatment by the payment of their travelling expenses. During the year, 26 persons, who paid a total of 449 visits to the Clinics, were assisted at a cost of £50 5s. 7d.

In-patient treatment is available in connection with each Centre.

The County Council contribute to the British Social Hygiene Council at a rate of 3s. 0d. per 1,000 of the population for propaganda work.

The following table gives particulars of the cases treated at the Centres in 1937:—

	Hull.	York.	Leeds.	Scarborough.	Total 1937	Total 1936
Number of persons dealt with for the first time during the year and found to be suffering from—						
Syphilis.....	21	4	—	5	30	18
Soft Chancre .....	4	—	—	—	4	5
Gonorrhœa .....	43	2	—	7	52	48
Conditions other than Venereal	31	5	2	6	44	23
Total.....	99	11	2	18	130	94
Total number of attendances of all patients residing in the East Riding .....	1103	434	31	214	1782	1953
Aggregate number of In- Patient days .....	77	5	—	94	176	66

## Sanitary Circumstances of the Area.

### WATER SUPPLIES.

In my last Annual Report I stated that the water supply regional schemes for the County were continuing to make progress, and that the time was not far distant when, these works having been completed, there would be hardly any villages in the County not supplied with water. At the present time the schemes for the whole of the Driffield and Derwent Rural Districts are fast approaching completion, and it is hoped that a scheme for the supply of that part of the Howden Rural District which is not supplied from Goole will be undertaken shortly. This will leave only a few villages in the Beverley Rural District yet to be supplied. In passing,



I may say that in some districts there are long stretches of pipe line from village to village with hardly any cottages on the route, but, passing agricultural land as they do, the farmers can now have abundant supplies of water for stock, and are no longer dependent on carted water. But for the grants from the Ministry of Health and for the assistance given by the County Council under Section 57 of the Local Government Act, 1929 (now Section 307 of the Public Health Act, 1936), it is extremely doubtful if these regional water supplies would have been provided. The grants already paid or promised by the County Council total £96,270, and the amount paid by the Ministry of Health towards the same Schemes is £53,200, making a total of £149,470 towards schemes estimated to cost £400,651.

The County Council have also agreed to make grants amounting to £11,153 to certain District Councils in the Riding towards Sewerage Schemes estimated to cost £59,854.

## Housing.

As a result of the publicity campaign which was undertaken a year ago calling attention to the assistance available under the Housing (Rural Workers) Acts towards the reconstruction and improvement of buildings for the occupation of members of the agricultural population, there has been a considerable increase in the number of applications received during the past year. The scheme adopted by the County Council under the Act of 1926 was limited to fifty cases and it has now been necessary to make further application to the Ministry, who have given sanction to another hundred cases to be dealt with.

Since my last Report forty-three applications have been received as against 23 in the previous year and these have been dealt with as follows:—

(a) Grants made by the Council .....	29
(b) Grants refused by the Council .....	9
(c) Grants approved by the Council but not taken up by the applicants .....	2
(d) Deferred to enable applicants to consider im- proved schemes of alterations .....	2
(e) Withdrawn by applicant .....	1

In four instances the assistance applied for included assistance by way of loan and in two cases the appli-

cations were acceded to. Only one of the loans has, however, so far been taken up by the applicant. The grants made to the 29 applicants mentioned above totalled £5,602 13s. 8d., the number of dwellings involved being 61.

These Acts have, of course, been in operation since 1926, but until the last few years little use was made in this County of the facilities provided. Property owners are, however, now encouraged to submit applications and with very few exceptions the maximum grants permitted by the Acts have been made by the Council.

To date, grants have been made to forty-seven applicants in respect of one hundred and six dwellings, the total amount of the assistance given being £8,438 3s. 8d. towards alterations and improvements estimated to cost £17,183 19s. 3d. The loans offered amount to £101 4s. 4d. and relate to five dwellings.

During the year four District Councils made application under Section 111 of the Housing Act, 1936, for contributions from the County Council at the rate of £1 per house for forty years in respect of houses provided by the District Councils for members of the agricultural population. The number of houses involved was 155 and the total number of houses now approved for payment of these contributions is 406.

In accordance with the provisions of Section 88 of the Housing Act, 1936, information was obtained from the several Rural District Councils in the Riding as to the housing conditions in their Districts during the year 1937, and the following is a summary of the returns received:—

Rural District Council.	No. of houses found overcrowded during year ended 31st December, 1937.	No. of houses found to be unsatisfactory for reasons other than overcrowding.	No. of houses erected by District Council during the year.	Total No. of unsatisfactory houses at 31st December, 1937. Over-crowded. Others.	No. of houses to be erected by District Councils in 1938.
Beverley .....	7	280	Nil	68	249 Doubtful
Bridlington ...	Nil	50	16	34	250
Driffield .....	10	23	56	42	168
(Commenced)					
Derwent .....	Nil	64	26	49	64
(Approx.)					
Holderness ...	Nil	Nil	80	85	209
(Commenced)					
Iowden .....	33	105	20	33	—
Norton .....	23	337	7	23	337
Pocklington ...	68	36	44	68	138
(incl. 12 commenced)					
					56



## Inspection and Supervision of Food.

### MILK (SPECIAL DESIGNATIONS) ORDER, 1936.

Licences to produce "Tuberculin Tested" and "Accredited" milk are issued by the County Council.

One licence for the production of "Tuberculin Tested" milk was granted during the year, and another producer surrendered his licence for the production of this grade of milk and subsequently became an "Accredited" licensee. Inclusive of the producer mentioned above, who was later granted an "Accredited" licence, ten new licences to produce this grade of milk were granted during the year. One of the producers of "Tuberculin Tested" milk has an "Attested" herd.

In all, eight licences for designated milk were cancelled, three being surrendered voluntarily, one was given up when the producer left the district, three were suspended following repeated unsatisfactory samples of milk (none of these licences has yet been restored), and one "Accredited" producer gave up his licence and made a successful application for a licence for the production of "Tuberculin Tested" milk. At the end of the year there were 12 "Tuberculin Tested" licences in force and 37 producers held licences for the production of "Accredited" milk in the County. Eleven of the "Tuberculin Tested" licensees bottle the milk on their premises and 14 of the "Accredited" licences also cover bottling establishments.

Under the new Milk (Special Designations) Order the bacterial count test was superseded by the Methylene Blue Test as from the 1st January, 1937. By this test, milk which decolourises the dye within certain periods fails to comply with the standard of cleanliness laid down.

Samples of milk continue, however, to be examined for the presence of *Bacillus Coli* as under the previous Order.

During the year, 655 samples of graded milk produced in the County were examined, with the following results:—

	"Tuberculin Tested" Milk	"Accredited" Milk
Failed to pass the		
Methylene Blue Test	3	29
Contained <i>Bacillus Coli</i> .....	2	25
Failed in both tests .....	2	45
Passed both tests .....	229	320

Producers are in all cases notified of the results of the tests.

Samples of "Accredited" milk are also examined regularly for the presence of tubercle bacilli. During the past year, 107 such samples were examined, two of which proved positive. The results of the investigations which were carried out will be found in the account on another page of the work carried out under the Milk and Dairies (Consolidation) Act, 1915.

#### **TUBERCULOSIS ORDER, 1925.**

This Order gives power to the County Council to order the slaughter of any cow which is known to be tubercular.

The following are details of the work done during the year:—

Number of animals slaughtered .....	51
Tuberculosis of the Udder .....	24
Tuberculous emaciation .....	22
Chronic cough and showing definite clinical signs of tuberculosis .....	4
Compensation paid .....	£129 17s. 6d.
Advanced cases .....	40
Not advanced .....	10
Cows in milk .....	46
Cows not in milk .....	4
Other bovine animals .....	1

The corresponding figures for the years 1933-36 were 43, 46, 46 and 46.

Information as to diseased animals is mainly derived from the results of bulk samples of milk which are taken for the presence of tubercle bacilli throughout the County.

#### **MILK AND DAIRIES (CONSOLIDATION) ACT, 1915, and**

#### **MILK AND DAIRIES ORDER, 1926.**

No systematic clinical examination of herds is carried out in the County except in the Borough of Beverley, where no diseased beasts were detected during the year.

Bulk samples of milk are, however, taken throughout the remainder of the County for examination by biological methods for the presence of tubercle bacilli. In the year under review, inclusive of the 107



"Accredited" milk samples already mentioned, 337 samples were taken for examination, of which number 13, or 3.9%, were reported to contain tubercle bacilli. In 1936, 7 positive results were obtained from 182 samples, and in 1935 the numbers were 10 and 173 respectively.

In each positive case the herd responsible for the sample is examined clinically and milk samples are taken for biological examination, even though a diseased beast may have been detected and slaughtered as a result of the clinical examination. The action taken to trace the affected animals in the 13 cases mentioned above resulted as follows:—

- (1) Herd of eight cows examined. No diseased beast detected. Milk samples taken with negative results. One animal, with a udder had, however, been removed from the herd and sold since the positive sample was taken.
- (2) Sample of "Accredited" milk. Herd of seven cows examined. No diseased beast detected, but one animal showed slight induration of the udder. Microscopical examination of its milk failed to confirm the suspicion of tuberculosis. Milk samples taken from whole herd for biological examination and the one from the animal with induration proved positive. Animal slaughtered.
- (3) Sample of "Accredited" milk. Herd of twenty-seven cows examined. One animal which showed evidence of tuberculosis of the udder was slaughtered. Milk samples taken from remainder of herd, one of which proved positive. Five of the six animals in the group concerned showed no clinical evidence of tuberculosis, and individual milk samples gave negative results. The sixth animal had been removed from the herd and slaughtered.
- (4) Herd of fourteen cows examined. On clinical examination two animals detected with tuberculosis. Animals slaughtered. Milk samples taken from remainder of herd with negative results.
- (5) Herd of twelve cows examined. No diseased beast detected. Milk samples taken with negative results. One animal had been removed from the herd and sold to a butcher shortly before the County Veterinary Officer's inspection.
- (6) Herd of twenty-three cows examined. No diseased beast detected. Group samples taken, one of which proved positive. One of the five cows concerned showed clinical evidence of tuberculosis of the udder which was confirmed microscopically. Animal slaughtered. Individual samples taken from remaining four animals with negative results.
- (7) Herd of two cows examined. No diseased beast detected. Milk samples taken, both of which proved positive. Animals slaughtered. Post mortem showed tuberculosis of udder, bronchial and mammary lymphatic glands in one cow, but no evidence of disease was found in the other.



- (8) Herd of thirteen cows examined. No diseased beast detected. Milk samples taken with negative results. One animal had, however, been sold to a knacker after the positive sample had been taken.
- (9) Herd of twelve cows examined. No diseased beast detected. Milk samples taken with negative results.
- (10) Herd of thirteen cows examined. No diseased beast detected. Milk samples taken, one of which proved positive. Individual samples taken from the group of cows concerned gave negative results. One of the animals involved had, however, been sold for slaughter since the positive group sample was taken.
- (11) Sample produced by a herd of cows in the City of Hull. Herd of twenty-one cows examined. No diseased beast detected. Milk samples taken with negative results.
- (12) Sample produced in the North Riding. Herd of sixteen cows examined. No diseased beast detected. Milk samples taken with negative results.
- (13) Herd of twenty-three cows examined. No diseased beast detected. One single and four group samples taken. The former sample was positive and the animal concerned slaughtered. In addition, one of the group samples also proved positive, and individual samples were taken from the animals concerned. One positive—animal slaughtered.

Notice was also received from the City of Hull of 16 positive samples of milk produced within the County. The individual herds were examined with the following results:—

- (1) Herd of five cows examined. No diseased beast detected. Milk samples taken, one of which proved positive. Sample related to five cows and on further clinical examination of the animals concerned, one of them showed signs of tuberculosis of the udder, which was confirmed on microscopical examination of its milk. Animal slaughtered. Samples taken from remaining four cows with negative results.
- (2) Herd of thirty cows examined. No diseased beast detected. Milk samples taken with negative results.
- (3) Herd of seventeen cows examined. No diseased beast detected. One animal was suspected of tuberculosis of the udder but microscopical examination of its milk failed to confirm the suspicion. Samples taken from whole herd for biological examination, and that from the suspected animal proved positive. Animal slaughtered. Remaining samples negative.
- (4) Herd of thirty-one cows examined. No diseased beast detected. Milk samples taken with negative results.
- (5) Herd of eight cows examined. An aged animal showed some induration of the udder but disease not confirmed on microscopical examination of milk. Samples were taken from the whole herd for biological examination, and that from the aged animal proved positive. Animal slaughtered. Remaining samples negative. One animal had been removed from the herd and slaughtered since the positive sample was taken.



- (6) Herd of fifteen cows examined. No diseased beast detected. Milk samples taken with negative results. One animal which was removed from the herd and slaughtered shortly before the County Veterinary Officer's inspection had been condemned as unfit for food owing to generalised tuberculosis.
- (7) Herd of twenty cows examined. No diseased beast detected. Milk samples taken with negative results. Shortly after the positive sample was taken, however, one animal had been sold to a butcher and the carcase declared unfit for food owing to tuberculosis.
- (8) Herd of twenty-seven cows examined. No diseased beast detected but one animal showed a suspicious induration in the udder which examination of the milk confirmed as tuberculous. Animal slaughtered. Samples taken from remainder of herd with negative results.
- (9) Sample concerned two herds consisting of eleven and seven animals respectively. No diseased beast detected on clinical examination. Group samples taken and one from the larger herd proved positive. Further clinical examination of the cows concerned showed an aged animal with evidence of tuberculosis of the udder. Disease confirmed on post mortem.
- (10) No diseased beast detected. Milk samples taken with negative results. Three animals had been removed from the herd for slaughter shortly after the positive sample had been taken.
- (11) Herd of nineteen cows examined. One aged animal in milk showed clinical evidence of tuberculosis of the udder. Animal slaughtered. Disease confirmed on post mortem.
- (12) Herd of thirty cows examined. No diseased beast detected. One single and two group samples taken, the former of which proved positive. Further clinical examination of the animal concerned showed evidence of tuberculosis of the udder. Animal slaughtered.
- (13) Herd of six cows examined. Clinical examination revealed one animal which was suspected of having tuberculosis of the udder. Animal slaughtered. Group samples taken from the remainder of the herd, one of which proved positive. Individual samples taken from three animals with negative results. The remaining animal from this group had been sold to a butcher for slaughter, but the carcase was reported to be sound.
- (14) Herd of eighteen cows examined. No diseased beast detected. Milk samples taken, one of which proved positive. On re-examination of the group concerned, one cow showed clinical evidence of tuberculosis of the udder. Animal slaughtered.
- (15) Herd of thirty cows examined. No diseased beast detected. Milk samples taken with negative results. Ten animals had, however, been removed from the herd since the positive sample was taken.
- (16) Herd of twenty-three cows examined. No diseased beast detected. Milk samples taken with negative results. An aged roan cow, however, which was said to have been "dry" when the positive sample was taken, was found to be suffering from tuberculosis of the udder. Animal slaughtered.

From the above it will be seen that altogether 29 cases were reported of tubercle bacilli being found in milk, and that in sixteen instances one or more affected animals were detected in the herds and slaughtered. In the remaining thirteen cases, the enquiries failed to reveal the animals responsible for the positive samples of milk.

## **Prevalence of and Control over Infectious and other Diseases.**

### **DEATHS FROM PRINCIPAL EPIDEMIC DISEASES.**

The number of deaths due to the seven principal epidemic diseases, viz.:—small pox, measles, scarlet fever, diphtheria, whooping cough, fever (typhus, typhoid and simple continued) and diarrhœa (under two years of age) was 35, giving a death rate of 19 per 1,000 of the population, the same as in the previous year.

#### **SMALL POX.**

No cases of this disease were reported during the year.

#### **MEASLES.**

Only one death occurred in the County from measles, but, as the disease is not generally notifiable, comparison with other infectious diseases is not possible.

#### **ENTERIC FEVER.**

The number of notifications of this disease is again small, only five cases being reported during the year, compared with 14 in the previous year. There were no deaths.

The steady drop in the yearly notifications of this disease is a testimony to improved hygiene as a whole and to the excellent progress made in the County in the provision of public water supplies to the villages, where shallow wells, in many cases liable to sewage pollution, have been supplanted.

#### **SCARLET FEVER.**

There were 256 notifications of this disease during the year but no deaths were recorded. One hundred and fourteen cases were notified in the Urban Districts with a total population of 86,190, and 142 in the Rural



Districts with a population of 95,650. The highest numbers of notifications were received from the Howden Rural District (51) and the Beverley Borough (38). The disease generally has been of a mild type, but full use has been made of the Isolation Hospital. In the previous year 360 cases of the disease were notified.

### **DIPHTHERIA.**

Notifications of this disease numbered 157 (67 in the Urban Districts and 90 in the Rural Districts) and there were 25 deaths, giving a case mortality of 15·9%, compared with 9% in 1936. It is disappointing to have to record such a high rate, for every effort has been made to combat the disease by the provision of hospital accommodation and the supply of antitoxin free of charge to medical practitioners. In many cases, however, medical aid is for some reason or other not called in early enough, with a consequent delay in the administration of antitoxin.

Schemes for the protective inoculation of children undertaken by some of the Local Sanitary Authorities have met with such a poor response that the small number protected has little effect on the incidence of the disease.

### **ISOLATION HOSPITALS.**

Isolation Hospital treatment for cases of infectious diseases is available throughout the County, as patients are either sent to one of the four Hospitals within the County or to the Hull City Infectious Diseases Hospital. Two Authorities, namely, the Borough of Hedon and the Haltemprice Urban District, have agreements with the Hull Corporation for the treatment of cases occurring in their areas:—

The four Hospitals in the County are:—

County Isolation Hospital, Driffield.

County Smallpox Hospital, Shiptonthorpe (for smallpox only).

Borough Sanatorium, Bridlington.

Isolation Hospital, Howden.

The two first-named hospitals are under the control of the County Council, whilst the Hospitals at Bridlington and Howden are administered by the respective local Sanitary Authorities. The accommodation at the hospitals at Driffield, Bridlington and Howden totals about 110 beds and serves a population of 154,205. These hospitals have a reciprocal arrangement to admit cases

from each district in times of epidemics. It has, however, not been necessary to take advantage of this arrangement during the past year.

Admissions to the County Hospital at Driffeld during the year numbered 229, compared with 362 in 1936. Four patients were sent to other hospitals for treatment.

The following table gives particulars of the patients treated during the year:—

District	Diphtheria	Scarlet Fever	Enteric Fever	Other Diseases	Total
Beverley M.B. ....	15	29	1	...	45
Driffeld U. D. ....	10	19	...	1	30
Filey U.D. ....	3	...	...	1	4
Hornsea U.D. ....	1	1	...	...	2
Norton U.D. ....	2	...	...	...	2
Withernsea U.D. ....	2	2	...	...	4
Beverley R.D. ....	14	12	...	...	26
Derwent R.D. ....	6	15	...	2	23
Driffeld R.D. ....	...	3	...	...	3
Holderness R.D. ....	13	22	...	...	35
Norton R.D. ....	1	6	...	...	7
Pocklington R.D. ....	29	10	...	2	41
Public Assistance Committee ....	...	3	...	...	3
Joint Board (M.D.)...	4	1	...	...	5
Staff .....	3	...	...	...	3
	103	123	1	6	233

#### PUERPERAL FEVER AND PYREXIA.

Six cases of puerperal fever and 13 of pyrexia were notified during the year, compared with 2 and 12 respectively in the previous year. Of the six cases of fever, three were sent to hospital for treatment, one was treated at home, one was seen by a specialist, and the remaining case occurred in the Borough of Bridlington, which is an independent Maternity and Child Welfare Authority. So far as the cases of pyrexia are concerned, eight patients were treated at home, three were admitted to hospital, and one was seen by a specialist who recommended admission to hospital, whilst the thirteenth case was reported from the Beverley Welfare Council's area. In only one instance did the patient fail to respond to treatment, and this case proved fatal.

Hospital treatment is available at Hull, York, Bridlington and Scarborough.

#### OPHTHALMIA NEONATORUM.

Twelve cases were notified, compared with 14 in the previous year. Four of the cases occurred in the areas



of the independent Welfare Authorities. Hospital treatment for mothers and infants was provided in three cases. The five remaining cases were treated at home. There was no impairment of sight in any of the eight cases which occurred in the Administrative County.

### CANCER.

Deaths from Cancer over a series of years are given in the following table:—

Year	Urban Districts	Rate per 1,000 of the Population	Rural Districts	Rate per 1,000 of the Population	Whole County	Rate per 1,000 of the Population
1932	150	2.05	164	1.69	314	1.84
1933	147	1.99	135	1.38	282	1.64
1934	121	1.59	148	1.50	269	1.54
1935	154	1.95	150	1.57	304	1.75
1936	179	2.16	134	1.42	313	1.76
1937	139	1.61	132	1.37	271	1.49

Only one patient suffering from this disease was sent for treatment during the year to the Radium Centre at the Leeds General Infirmary at the cost of the County Council.

The County Council have agreed to make a contribution of £25 to the Yorkshire Council of the British Empire Cancer Campaign towards research and propaganda work.

### VACCINATION.

The County has 54 Vaccination Districts and is served by 39 Public Vaccinators.

The total number of successful primary vaccinations during the year 1937 was 1,086, and 1,236 Statutory Declarations of objection to vaccination were received.

During the year 1936 it was found necessary to prosecute in two cases, and the parents were fined 10s. in each case for failing to comply with the Vaccination Acts.

Detailed returns for the year ended 31st December, 1936, which have been received from the Vaccination Officers, show that the 2,409 children whose births were registered during the year were dealt with as follows:—

Successfully vaccinated .....	1010
Insusceptible of vaccination .....	8
Declaration of Conscientious Objection .....	1247
Died unvaccinated .....	70
Postponement by Medical Certificate .....	5
Removal to other areas .....	17
Removal to places unknown .....	22
Not accounted for .....	30

### WELFARE OF THE BLIND.

At the 31st March last there were 208 blind persons on the East Riding Register, an increase of 5 over the number for the previous year. The following table shows the age groups of the blind persons concerned:—

Age Period.	Age Period.	Age Period.	Age Period.	Age Period.	Age Period.	Age Period.
5—16	16—21	21—40	40—50	50—65	65—70	70 and over.
8	3	30	24	50	20	73

The registration of blind persons is undertaken by the Hull and East Riding Institute for the Blind, who act on behalf of the Council for promoting the welfare of blind persons resident in the County. Mr. Allison, who was for many years the Blind Visitor and Home Teacher for the County, was transferred to other duties during the year, and a lady Visitor was appointed and took up her duties in September, 1937. The County Council make an annual payment of £225 to the Institute for this service.

The Institute have established workshops and hostels for male and female workers. The earnings of the employees in the workshops are augmented in accordance with a scale approved by the County Council. Suitable blind persons can be taught various trades and with a view to their employment when proficient. Some blind persons prefer to follow their trade in their own homes, and are known as Home Workers. After recognition by the Council, a Home Worker's earnings are augmented according to scale. At the present time there are six Home Workers following such occupations as piano tuning, chair re-seating, tea and news agencies.

On an application being received for recognition as a Workshop Employee or a Home Worker, the Joint Regional Supervisor of the Northern Counties Association for the Blind furnishes a report on the applicant's proficiency and capability for earning a living.

Financial assistance to blind persons who are in necessitous circumstances is provided through the Public Health Committee, and not by way of Poor Relief. The weekly grants vary from 1/6 to 27/6 per week, and each case is reviewed once every six months. The number of blind persons in receipt of grants is 84, involving an annual cost of approximately £1,470. The incomes of three old ladies are supplemented in order to enable them to live in the Rockliffe Home for Blind Women at Hull.



An annual grant of £30 is made to the National Library for the Blind, which supplies blind persons in the County with literature in Braille and Moon type.

### TUBERCULOSIS.

#### NEW CASES AND MORTALITY.

One hundred and fifty-nine new cases of tuberculosis (110 pulmonary and 49 non-pulmonary) were notified during the year. In addition, 27 cases which had not been notified came to notice otherwise than by formal notification. Twelve of the 27 cases were transfers from other areas, five were posthumously notified, and the remaining ten came to notice through the death returns received from the local Registrars and the Registrar-General. The total number of new cases recorded in the County during the year shows a decrease of 36 on the figure for the previous year.

Forty-two per cent. of the cases notified were between the ages of 15 and 35, compared with 37% in the previous year and 44% in 1935.

At the 31st December, 1937, a total of 868 cases of tuberculosis (580 pulmonary and 288 non-pulmonary) appeared on the Registers kept by the District Medical Officers of Health, compared with 807 at the end of the previous year.

The following table shows the position as regards additions to and removals from the Registers during the year:—

	Pulmonary.		Non-Pulmonary.		Total.
	M.	F.	M.	F.	
Number of cases on the Registers at 31st Dec., 1936 ...	301	249	126	131	807
Added to the Registers—					
(a) Cases notified for the first time during the year .....	58	52	32	17	159
(b) Un-notified cases brought to notice otherwise than by formal notification .....	11	9	5	5	30
(c) Cases restored to Registers	1	2	—	—	3
Removed from the Registers on account of death, change of address, etc. ....	59	44	15	13	131
Number of cases on the Registers at 31st December, 1937 .....	312	268	148	140	868

There were 74 deaths from all forms of tuberculosis during the year, compared with 93 in 1936. Fifty-seven deaths were ascribed to pulmonary and 17 to other forms of tuberculosis, whilst in the previous year the figures were 71 and 22 respectively.

The new cases notified during the year are shown in the following table, together with the deaths from tuberculosis as returned by the Registrar-General:—

Age Periods.	NEW CASES.				DEATHS.			
	Pul.		Non-Pul.		Pul.		Non-Pul.	
	M.	F.	M.	F.	M.	F.	M.	F.
0—1 .....	—	—	2	2	—	—	1	2
1—5 .....	1	—	6	4	—	—	3	—
5—15 .....	5	—	13	9	—	1	—	1
15—25 .....	12	10	8	2	5	4	1	2
25—45 .....	31	34	5	3	14	13	3	1
45—65 .....	16	12	2	2	10	6	—	1
65 and upwards	3	3	1	—	2	2	1	1
Totals ...	68	59	37	22	31	26	9	8

I am glad to be able to record that the death rates for both pulmonary and non-pulmonary tuberculosis during the year are low records for the County, the figures being '31 and '09 per 1,000 of the population respectively. In the previous year the rates were '40 and '12 respectively.

The death rates per 1,000 of the population for a series of years are given below:—

#### PULMONARY TUBERCULOSIS.

Districts.	Average rate for the ten years. 1921—1930	1930	1931	1932	1933	1934	1935	1936	1937
Administrative of County .....	'65	0·57	0·52	0·43	0·50	0·39	0·41	0·40	0·31
Urban Districts..	'75	0·72	0·58	0·57	0·65	0·44	0·53	0·45	0·31
Rural Districts..	'58	0·47	0·48	0·32	0·39	0·36	0·30	0·36	0·31

#### OTHER FORMS OF TUBERCULOSIS.

Districts.	Average rate for the ten years. 1921—1930	1930	1931	1932	1933	1934	1935	1936	1937
Administrative of County .....	'18	0·10	0·17	0·14	0·15	0·11	0·13	0·12	0·09
Urban Districts..	'19	0·12	0·22	0·11	0·08	0·07	0·13	0·07	0·06
Rural Districts..	'17	0·08	0·12	0·16	0·19	0·14	0·14	0·17	0·12



The accompanying chart compares the death rates from tuberculosis for the County with those for the Administrative Counties of England and Wales as a whole during the years 1913-1937. It will be noted that the death rate from pulmonary tuberculosis has been reduced by 60% since 1920.

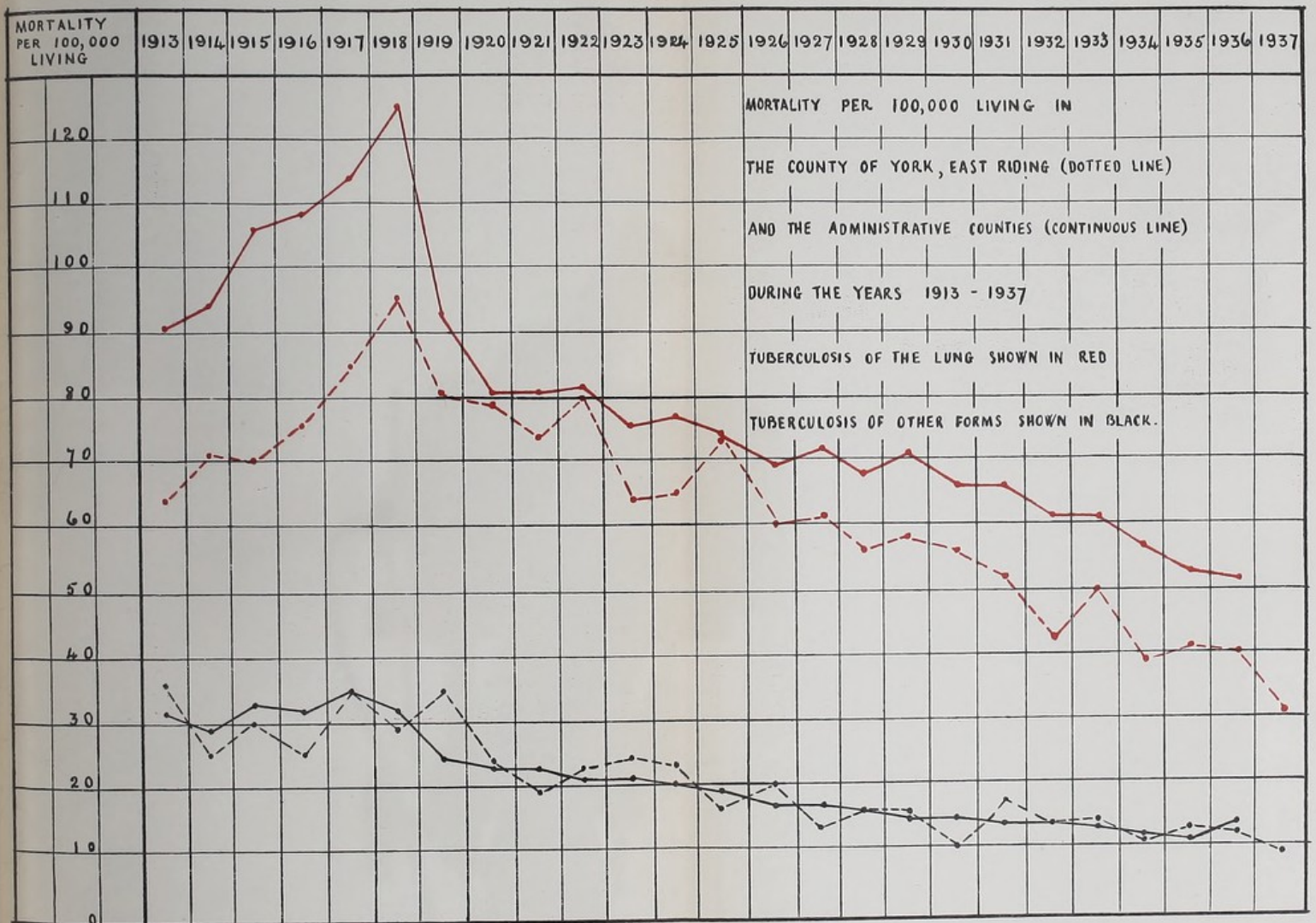
### **INSTITUTIONAL TREATMENT.**

The arrangements for the in-patient treatment of persons suffering from tuberculosis remain unaltered.


The County Sanatorium at Raywell, which was previously under the joint control of the County Council and the City of York, is now under the sole control of the County Council. The Order under which the Joint Committee was constituted was rescinded on the 1st October, 1937. A Sub-Committee of the County Council is now responsible for the administration of the Institution.

During the year, electricity from the Hull Corporation main supply was installed in the Sanatorium both for power and light. Previously, the supply was generated on the premises.

Admissions to the Sanatorium during the year from the East Riding numbered 135, the same as in the previous year. In addition it was necessary to send 19 cases to other institutions for treatment as follows:—







Orthopædic Hospital, Oswestry .....	4
Harlow Wood Orthopædic Hospital, Mansfield...	4
Yorkshire Children's Orthopædic Hospital, Kirbymoorside .....	3
York County Hospital .....	2
Anlaby Road Institution, Hull .....	2
Hull Royal Infirmary .....	2
Hull Sanatorium, Cottingham .....	1
St. James' Hospital, Leeds .....	1

Sixty-one patients contributed towards the cost of their maintenance, the total contributions amounting to £169 0s. 11d. In the previous year, the figures were 60 and £187 6s. 11d. respectively.

Of the 154 patients admitted for treatment, 46 were admitted for observation, and the remaining 108 were cases in which a definite diagnosis of tuberculosis had been reached prior to admission. Details of the cases treated are given in the following table:—

	No. of Patients.			No. of Observation Cases			Total.
	Adults		Children	Adults		Children	
	M.	F.		M.	F.		
In Institutions on 1/1/37 .....	22	17	14	—	—	8	61
Admitted during the year .....	44	40	24	9	15	22	154
Discharged during the year .....	36	32	28	8	14	28	146
Died in Institutions ...	7	8	1	—	—	1	17
In Institutions on 31/12/37 .....	23	17	9	1	1	1	52

Discharges from Institutions of patients definitely suffering from the disease numbered 95, compared with 112 in 1936. The following table shows the condition of these patients at the time of their discharge:—



Classification on Admission.	Condition at time of Discharge.								
	Quiescent.			Not Quiescent.			Died in Institutions		
	M.	F.	C.	M.	F.	C.	M.	F.	C.
Pulmonary Tuberculosis									
Class T.B. minus.....	3	7	14	—	1	—	—	—	—
Class T.B. plus.....	4	4	—	20	12	—	5	3	—
Non-Pulmonary Tuberculosis	5	1	12	—	—	2	1	1	—
Totals.....	12	12	26	20	13	2	6	4	—

The following table shows the results of observation of the doubtfully tuberculous cases discharged during the year:—

Classification on Admission.	Condition at time of discharge.								
	Tuberculous			Non-Tuberculous			Doubtful		
	M.	F.	C.	M.	F.	C.	M.	F.	C.
Observation for purpose of diagnosis .....	6	5	11	2	9	18	—	—	—

### DISPENSARIES.

No change has occurred in the Dispensaries established in the County, viz., at Beverley, Bridlington, Norton, Patrington and Selby. The total attendances at the Dispensaries numbered 521, compared with 512 in the previous year.

Facilities for the X-Ray examination of patients continue unchanged, and a total of 181 cases were so examined during the year, compared with 197 in the previous year.

New applications for allowances of milk and eggs during the year numbered 27, and at the end of the year 55 patients were in receipt of extra nourishment of this nature. In addition, 71 patients were supplied with cod liver oil and malt. The total cost of milk and eggs supplied under the Tuberculosis Scheme during the year was £397 5s. 11d.

In 10 cases it was necessary to provide special forms of treatment. Six patients paid a total of 70 visits to Institutions for artificial pneumothorax treatment, which is not available at Raywell, and four patients attended a clinic in Hull on 122 occasions for light treatment.

The Tuberculosis Officer examined 212 new cases during the year, 93 of which were found to have definite signs of tuberculosis, 109 were diagnosed as non-tuberculous, and the remaining 10 were still under observation at the end of the year. In addition to these cases, 62 contacts were examined, six being diagnosed as suffering from the disease. The remaining 56 were found to be non-tubercular. In the previous year, 206 new cases and 83 contacts were examined.

The following table gives additional details of the work done during the year, and also shows the corresponding figures for the previous year:—

	1937.	1936.
No. of attendances by patients at Dispensaries (including contacts) .....	521	512
No. of consultations with Medical Practitioners:—		
(a) Personal .....	70	87
(b) Other .....	286	216
No. of visits by nurses to homes for Dispensary purposes .....	1513	2043
No. of visits by Tuberculosis Officer to homes (including personal consultations) .....	187	173
No. of specimens of Sputum, etc., examined .....	387	277

It was not necessary to take any action under the Public Health Acts for the compulsory removal to Hospital of tuberculous persons, or to prohibit the employment of persons suffering from tuberculosis from engaging in work connected with milk and dairies.



TABLE I.

**BACTERIOLOGICAL EXAMINATIONS, 1937.**

	Diphtheria		Phthisis.		Water	Milk.	Other Exami- nations.
	Pos.	Neg.	Pos.	Neg.			
<b>URBAN DISTRICTS.</b>							
Beverley ... ..	11	75	8	47	...	...	8
Bridlington ...	22	134	21	100	1	35	254
Driffield ... ..	1	24	...	17	...	...	2
Filey... ..	2	10	2	10	2	...	9
Haltemprice ...	9	74	13	35	...	..	15
Hedon ... ..	...	4	1	3	...	...	4
Hornsea ... ..	1	8	1	9	...	...	...
Norton ... ..	1	5	1	5	...	...	10
Withernsea ...	1	3	3	8	...	...	5
<b>RURAL DISTRICTS.</b>							
Beverley ... ..	7	77	2	11	...	...	8
Bridlington ...	4	18	1	13	4	...	32
Derwent ... ..	2	10	1	4	...	...	1
Driffield ... ..	3	23	3	19	3	...	4
Holderness ...	13	72	3	28	...	...	13
Howden ... ..	9	96	4	28	...	...	10
Norton ... ..	2	14	...	6	...	..	3
Pocklington ...	21	53	2	11	...	...	2
<b>E.R.C.C.</b>							
'Avenue' Hosp.	...	...	...	...	...	...	9
Public Health ..	...	1	1	12	...	...	4
Isolation Hosp.	210	933	...	1	...	...	10
J'nt Sanatorium	...	5	172	229	...	...	2
Pub. Assistance	...	...	1	4	...	...	1
Joint Board (M.D.)	2	1	...	1	...	...	..
Mental Hosp....	...	2	...	...	...	16	2
Elem. Education	...	14	...	...	...	...	4
Milk (Special Designations) Order .....	...	...	...	...	...	601	...
Milk & Dairies Order, 1926...	...	...	...	...	...	245	...
<b>TOTALS ...</b>	<b>321</b>	<b>1656</b>	<b>240</b>	<b>601</b>	<b>10</b>	<b>897</b>	<b>412</b>

TABLE II.

**FOOD AND DRUGS (ADULTERATION) ACT, 1928.**

Summary of Samples taken by the Sampling Officer and Analysed  
during the year ended 12th March, 1938.

Alc .....	2	Malt Vinegar .....	7
Baking Powder .....	5	Margarine .....	2
Beef Suet .....	3	Milk .....	332
Beef Dripping .....	1	Milk, " Accredited " .....	9
Brawn .....	1	Milk, " Pasteurised " .....	6
Bread .....	1	Milk, " Tuberculin Tested " .....	12
Butter .....	21	Milk Chocolate Nougat .....	1
Camphorated Oil .....	2	Mince Meat .....	1
Candied Lemon Peel .....	1	Mixed Cut Peel .....	1
Castor Oil .....	1	Nutmeg Spice .....	1
Chocolate Sponge Sandwich .....	1	Olive Oil .....	14
Chocolate, White .....	1	Peas, Tinned .....	2
Cocoa .....	2	Pepper, White .....	5
Coffee .....	4	Port Wine .....	1
Coffee and Chicory .....	1	Rum .....	1
Compound Fat .....	1	Sage and Onion Stuffing .....	1
Condensed Skimmed Milk .....	1	Salmon Paste .....	2
Gin .....	1	Sausage .....	3
Ginger Wine (Non-alcoholic) .....	1	Sausage (Preservative) .....	1
Ground Almonds .....	4	Self Raising Flour .....	2
Ground Ginger .....	2	Strawberry Juice Syrup .....	1
Ground Rice .....	1	Tea .....	3
Ice Cream .....	1	Vinegar .....	1
icing Sugar .....	1	Vitacup, Milk, Malt, Eggs and Chocolate ...	1
Iodine, Tincture of .....	1	Whisky .....	10
Jam .....	3	Wine, Non-alcoholic .....	1
Jard .....	22	Yeast .....	2
Lemon Curd .....	2		
Lime Juice .....	1		
Liquid Paraffin .....	1		
Loebster .....	1		
		Total.....	514

**Samples adulterated or below the presumptive limits of the  
Sale of Milk Regulations.**

Butter .....	1	Case remitted on payment of costs.
Milk .....	54	10 Convictions.
		1 Judgment respited on payment of costs.
		2 Dismissed.
		41 No proceedings.

Amount of Penalties, including Costs, £14 7s. 0d.



TABLE III.

Cases of Infectious Disease Notified during  
the year 1937.

Notifiable Disease.	Urban Districts.	Rural Districts.	Adminis- trative County.
Small-Pox .....	...	...	...
Scarlet Fever .....	114	142	256
Diphtheria (including Membranous Croup) .....	67	90	157
Enteric Fever .....	4	1	5
Puerperal Fever .....	2	4	6
Puerperal Pyrexia .....	5	8	13
Erysipelas .....	19	18	37
Ophthalmia Neonatorum .....	6	6	12
Encephalitis Lethargica .....	1	...	1
Acute Poliomyelitis .....	...	...	...
Acute Polio-Encephalitis .....	...	1	1
Cerebro-Spinal Fever.....	...	1	1
Pulmonary Tuberculosis .....	65	63	128
Other forms of Tuberculosis...	26	33	59
Pneumonia .....	107	58	165
Anthrax .....	...	...	...
Malaria .....	...	2	2
Food Poisoning.....	12	...	12
Dysentery .....	2	1	3
Totals.....	430	428	858

TABLE IV.

1937.

**Cases of Infectious Disease Notified.****Urban Districts.**

DISEASE.	TOTAL CASES NOTIFIED IN EACH DISTRICT.									
	Totals	Beverley	Bridlington	Driffield	Elley	Haltemprice	Hedon	Hornsea	Norton	Withernsea
		1	2	3	4	5	6	7	8	9
Small-Pox .....	...	...	...	...	...	...	...	...	...	...
Scarlet Fever .....	114	38	14	26	1	27	4	2	...	2
Diphtheria .....	67	17	17	10	2	16	...	1	2	2
Enteric Fever .....	4	1	1	...	...	2	...	...	...	...
Puerperal Fever .....	2	...	1	1	...	...	...	...	...	...
Puerperal Pyrexia .....	5	1	...	...	1	1	...	2	...	...
Erysipelas .....	19	8	4	1	...	3	2	...	...	1
Ophthalmia Neonatorum .....	6	3	1	1	...	...	...	...	1	...
Encephalitis Lethargica .....	1	...	1	...	...	...	...	...	...	...
Acute Poliomyelitis .....	...	...	...	...	...	...	...	...	...	...
Acute Polio-Encephalitis .....	...	...	...	...	...	...	...	...	...	...
Cerebro-Spinal Fever .....	...	...	...	...	...	...	...	...	...	...
Pulmonary Tuberculosis .....	65	12	16	...	3	26	3	1	2	2
Other forms of Tuberculosis .....	26	4	13	1	...	5	...	...	1	2
Pneumonia .....	107	27	37	20	11	4	6	1	...	1
Anthrax .....	...	...	...	...	...	...	...	...	...	...
Malaria .....	...	...	...	...	...	...	...	...	...	...
Food Poisoning .....	12	...	12	...	...	...	...	...	...	...
Dysentery .....	2	...	2	...	...	...	...	...	...	...
Totals ... ..	430	111	119	60	18	84	15	7	6	10



TABLE V.

1937.

**Cases of Infectious Disease Notified.**  
**Rural Districts.**

DISEASE.	TOTAL CASES NOTIFIED IN EACH DISTRICT.								
	Totals	Beverley	Bridlington	Derwent	Driffield	Holderness	Howden	Norton	Pocklington
	1	2	3	4	5	6	7	8	
Small-Pox.....	...	...	...	...	...	...	...	...	...
Scarlet Fever.....	142	13	3	19	6	32	51	7	11
Diphtheria .....	90	13	6	4	1	32	7	1	26
Enteric Fever .....	1	...	...	...	...	...	1	...	...
Puerperal Fever .....	4	2	...	1	...	1	...	...	...
Puerperal Pyrexia.. ..	8	...	...	1	2	3	1	1	...
Erysipelas .....	18	...	...	2	...	9	3	...	4
Ophthalmia Neonatorum..	6	2	...	...	...	4	...	...	...
Encephalitis Lethargica..	...	...	...	...	...	...	...	...	...
Acute Poliomyelitis .....	...	...	...	...	...	...	...	...	...
Acute Polio-Encephalitis	1	..	...	1	...	...	...	...	...
Cerebro-Spinal Fever .....	1	...	...	1	...	...	...	...	...
Pulmonary Tuberculosis..	63	7	4	8	2	13	16	1	12
Other forms of Tuberculosis .....	33	10	6	5	4	2	3	1	2
Pneumonia .....	58	7	13	4	7	10	15	...	2
Anthrax .....	...	...	...	...	...	...	...	...	...
Malaria .....	2	1	...	1	...	...	...	...	...
Dysentery .....	1	1	...	...	...	...	...	...	...
Totals...	428	56	32	47	22	106	97	11	57

TABLE VI.

## COUNTY OF YORK, EAST RIDING.

**Birth and Death Statistics of Whole District during 1937, and previous Years.**

YEAR.	Estimated Population.	LIVE BIRTHS.		NET DEATHS BELONGING TO THE DISTRICT.			
		Number.	Rate.	Under 1 year of age.		At all Ages.	
				Number.	Rate per 1,000 Live Births.	Number.	Rate
1	2	3	4	5	6	7	8
1923	165,170	3244	19·6	188	58	1895	11·5
1924	166,120	3067	18·5	189	62	2070	12·5
1925	166,690	3004	18·0	200	67	1909	11·5
1926	168,820	2858	16·9	173	61	2072	12·3
1927	170,580	2888	16·9	167	58	2194	12·9
1928	174,460	2864	16·4	147	51	2057	11·8
1929	176,420	2830	16·0	165	58	2277	12·9
1930	168,400	2679	15·7	141	53	2004	11·7
1931	168,200	2635	15·7	159	60	2179	13·0
1932	170,250	2537	14·9	148	58	2086	12·3
1933	171,570	2489	14·5	142	57	2136	12·4
1934	174,350	2558	14·7	131	51	2058	11·8
1935	173,600	2475	14·3	129	52	2090	12·0
1936	177,440	2572	14·5	126	49	2208	12·4
1937	181,840	2658	14·6	140	53	2330	12·8



TABLE VII.  
Rainfall Returns, 1937.

Station.	Height of Rain Gauge above Sea Level.	Observer.	Total Rain-fall.	Number of days on which one-tenth of an inch or more of rain fell.	Average rainfall over series of years.
Hull .....	8 feet.	Meteorological Office ...	29.57	184	25.58 for 10 y.
Hempholme .....	11 „	Mr. F. J. Affleck .....	31.73	156	26.85 for 10 y.
Osgodby .....	29 „	Mr. W. Y. Hescock. ....	28.39	183	26.15 for 2 y.
Spurn Head .....	29 „	Meteorological Office ...	29.06	191	24.22 for 10 y.
Withernsea .....	30 „	Mr. C. J. G. Ratcliffe..	30.62	181	28.70 for 2 y.
North Cave .....	35 „	Major W. H. Carver, M.P. ....	28.57	191	26.12 for 10 y.
Lowthorpe .....	63 „	Mr. F. K. Hawes .....	28.80	191	26.35 for 10 y.
Rise .....	73 „	Mr. A. Alderman .....	33.51	185	26.99 for 10 y.
Filey .....	95 „	Mr. J. R. Wiseman ..	32.35	145	27.14 for 10 y.
Scampston .....	100 „	Mrs. St. Quintin .....	32.44	187	28.92 for 10 y.
Dunnington .....	110 „	Miss E. Hildyard .....	30.40	199	28.32 for 10 y.
Dalton Holme ...	150 „	Mr. J. P. Jobling .....	34.30	204	28.37 for 10 y.
Beverley (E.R. Mental Hospital)	175 „	Medical Superintendent	32.58	175	28.17 for 10 y.
Westow .....	190 „	Rev. G. T. W. Purchas	27.84	179	26.79 for 10 y.
Birdsall .....	304 „	Mr. James Anderson...	34.98	181	30.93 for 10 y.

My thanks are due to the above named for their kindness in sending me the monthly returns.

TABLE VIII.

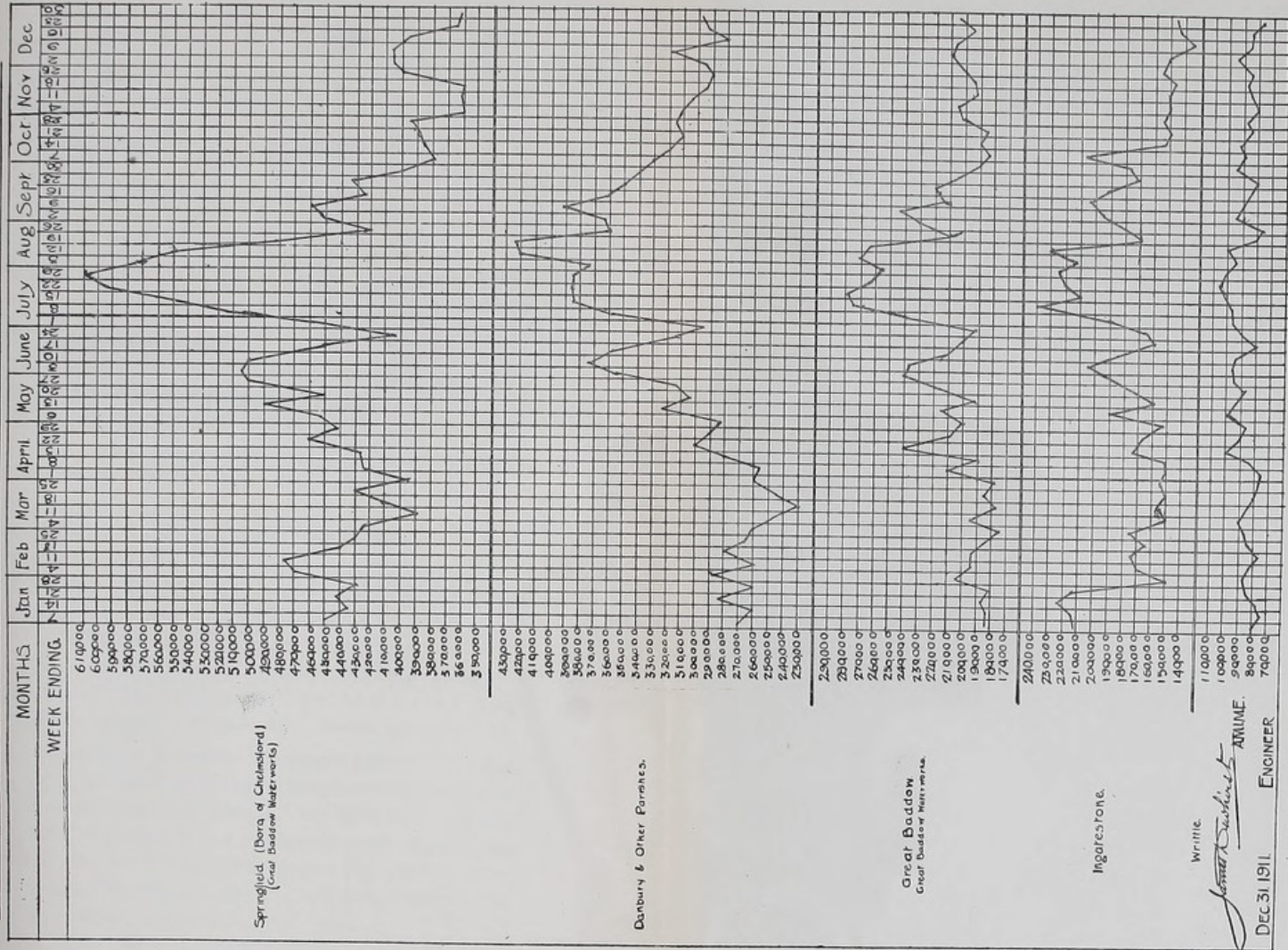
**Birth and Death Rates for the Administrative County and for the several Urban and Rural Districts  
in the Riding during the year 1937.**


DISTRICTS.	Population.		Live Births.		Deaths.		Death Rates from various causes per 1000 of the Population.							Deaths of Infants under one year.	
	Census, 1931.	Estimated 1937 (mid-year).	Number	Rate.	Number	Crude Death Rate.	Principal Epidemic Diseases.	Pulmonary Tuberculosis.	Other Forms of Tuberculosis.	Respiratory Diseases.	Heart Disease.	Cancer.	Number.	Rate per 1000 births.	
Administrative County	169287	181840	2658	14.6	2330	12.8	.19	.31	.09	.85	3.15	1.49	149	52.7	
Municipal Boroughs and Urban Districts	75206	86190	1277	14.8	1140	13.2	.15	.31	.06	1.06	3.33	1.61	67	52.5	
Borough of Beverley	14012	14150	230	16.3	187	13.2	.21	.14	—	.85	4.81	1.70	10	43.5	
"    Bridlington	20194	21460	267	12.4	356	16.6	.05	.33	.05	1.35	3.82	2.52	19	71.2	
"    Hedon	1636	1765	36	20.4	26	14.7	—	—	.57	1.13	2.83	1.13	2	55.6	
Urban Districts—															
Driffield	6040	6131	94	15.3	90	14.7	.49	—	—	.98	3.75	2.45	4	42.6	
Filey	3931	4307	52	12.1	55	12.8	—	.46	—	.93	4.41	1.39	4	76.9	
Haltemprice	15757	25870	454	17.6	261	10.1	.15	.27	.08	.89	2.05	1.31	19	41.9	
Hornsea	4450	4522	45	10.0	62	13.7	.22	.22	—	.88	2.21	2.21	4	88.9	
Norton	3935	4143	63	15.2	44	10.6	—	.97	—	.24	2.41	1.93	1	15.9	
Withernsea	4251	3842	36	9.4	59	15.4	.26	1.04	.26	2.60	4.42	1.56	4	111.1	
Rural Districts	94081	95650	1381	14.3	1191	12.3	.23	.31	.12	.65	2.96	1.37	73	52.9	
Beverley	15980	16810	245	14.6	210	12.5	.48	.30	.24	.65	2.38	1.61	17	69.4	
Bridlington	7728	8350	116	13.9	91	10.9	.12	.12	.12	.36	2.87	1.32	3	25.9	
Derwent	11822	11630	167	14.4	126	10.8	.17	.34	.09	.34	2.84	.60	11	65.9	
Driffield	10132	10130	166	16.4	126	12.4	.10	.10	.10	.79	2.86	1.28	6	36.1	
Holderness	16108	17250	248	14.4	206	11.9	.06	.46	—	.64	2.78	1.74	18	72.6	
Howden	11631	11300	171	15.1	154	13.6	—	.35	.27	1.06	3.63	1.24	7	40.9	
Norton	7991	7430	109	14.7	91	12.3	.13	—	—	.40	2.83	1.21	4	36.7	
Pocklington	12689	12750	159	12.5	187	14.7	.63	.55	.16	.86	3.92	1.65	7	44.0	



TABLE VIII.

# — CHELMSFORD RURAL DISTRICT COUNCIL. WATERWORKS CONSUMPTION CHART 1911. —



  
 JAMES DAVIDSON  
 ANIME.  
 DEC 31 1911  
 ENGINEER





Causes of, and Ages at Death, during the Year 1937, in the RURAL Districts.

CAUSES OF DEATH.		DEATHS IN OR BELONGING TO THE DISTRICTS AT SUBJOINED AGES.										DEATHS IN OR BELONGING TO EACH DISTRICT (AT ALL AGES).									
		All ages.	1-2	2-5	5-15	15-25	25-45	45-65	65-75	75 and up wards.	Beverly.	Bridlington.	Derwent.	Driffield.	Holderness.	Howden.	Norton.	Pocklington.			
1		2	3	4	5	6	7	8	9	10	11	12	13	14	15	16	17	18	19		
All Causes		1191	73	9	9	29	31	92	239	298	411	210	91	126	126	206	154	91	187		
1. Typhoid and Paratyphoid Fevers																					
2. Measles		1		1									1								
3. Scarlet Fever		2	2								1							1			
4. Whooping Cough				3	2	10		1				6	1	1					8		
5. Diphtheria		16																			
6. Influenza		51	1		1	1		4	17	6	21	8	6	10	2	8	5	6			
7. Encephalitis lethargica		2							1	1		1						1			
8. Cerebro-spinal fever		1				1								1							
9. Tuberculosis of respiratory system		30				1	4	16	7	2		5	1	4	1	8	4	7			
10. Other Tuberculous Diseases		12	1		1	1	3	3	1	1	1	4	1	1	1	3		2			
11. Syphilis		2					1		1						1	1					
12. General paralysis of the insane, tabes dorsalis.		3						1	1	1						1	2				
13. Cancer, malignant disease		132						10	45	42	35	27	11	7	13	30	14	9	21		
14. Diabetes		21						1	8	7	5	3	4	1	6	2	1	2	2		
15. Cerebral hemorrhage, &c.		75						2	9	30	34	15	9	12	3	10	10	4	12		
16. Heart Disease.		286				1		8	51	97	129	40	24	33	29	48	41	21	50		
17. Aneurysm		1						1						1							
18. Other circulatory diseases		89					1		7	28	53	15	8	5	10	14	14	9			
19. Bronchitis		30	3	1				1	6	5	14	4	1		4	4	9	2	6		
20. Pneumonia (all forms)		27	8				1	1	4	7	6	6	2	3	2	5	3	1	5		
21. Other respiratory diseases		6	1					2	1		2	1		1	2	2					
22. Peptic Ulcer		7						2	2	3		3			1	2	1				
23. Diarrhoea, &c. (under 2 years)		5	3						1		1	1		1		1					
24. Appendicitis		1							1							1					
25. Cirrhosis of Liver		4							3	1		2					1	1			
26. Other diseases of Liver, &c.		10						1	5	1	3			1	1	2	3		3		
27. Other digestive diseases		30					1	6	7	10	6	8		4	2	8	6	2	2		
28. Acute and chronic nephritis.		41				2		4	13	11	11	5	2	5	3	4	7	6	9		
29. Puerperal sepsis		1					1									1					
30. Other puerperal causes		3					1	2						1							
31. Congenital debility, premature birth, malformations, etc.		50	48		1	1															
32. Senility		61							1	4	56			8	13	15	3	1	12		
33. Suicide		15						1	8	5	1	4		1		3	2	2	3		
34. Other violence		68		1	3	8	12	15	12	6	11	21	1	8	5	10	11	5	7		
35. Other defined diseases		107	6	3	1	3	6	10	27	30	21	17	10	15	11	21	10	10	13		
36. Causes ill-defined or unknown		1									1							1			
Totals		1191	73	9	9	29	31	92	239	298	411	210	91	126	126	206	154	91	187		



