

**[Report 1927] / Medical Officer of Health, East Riding of Yorkshire County Council.**

**Contributors**

East Riding of Yorkshire (England). County Council.

**Publication/Creation**

1927

**Persistent URL**

<https://wellcomecollection.org/works/rsfte8dw>

**License and attribution**


You have permission to make copies of this work under a Creative Commons, Attribution license.

This licence permits unrestricted use, distribution, and reproduction in any medium, provided the original author and source are credited. See the Legal Code for further information.

Image source should be attributed as specified in the full catalogue record. If no source is given the image should be attributed to Wellcome Collection.



Wellcome Collection  
183 Euston Road  
London NW1 2BE UK  
T +44 (0)20 7611 8722  
E [library@wellcomecollection.org](mailto:library@wellcomecollection.org)  
<https://wellcomecollection.org>



East Riding of Yorkshire  
County Council.

---

ANNUAL REPORT

(ORDINARY)

OF THE


Medical Officer of Health  
For the Year 1927.

---

Heberley:

PRINTED BY WRIGHT & HOGGARD, MINSTER PRESS.





Digitized by the Internet Archive  
in 2017 with funding from  
Wellcome Library

<https://archive.org/details/b29185361>



# INDEX.

	Page.		Page.
Acute Poliomyelitis .....	21	Maternity Homes .....	31
Ambulances .....	13	Maternity Homes	
Bacteriological Examinations .	21	(Registration) Act..	33
Births and Birth-Rates .....	6	Midwives Acts .....	33
Blind Persons Act .....	13	Milk and Cream Regulations ...	18
Death-Rates, At all ages .....	8	Milk and Dairies Order .....	15
,, Summary of .....	4	Milk (Special Designations)	
Death, Causes of .....	40	Order .....	14
Diagram of Rates .....	10	Ministry of Health Inquiries...	6
Diphtheria .....	20	Ministry of Health Orders, &c.	4
District Medical Officers .....	2	Notification of Births .....	32
Encephalitis Lethargica .....	21	Nursing Associations .....	30
Enteric Fever .....	20	Ophthalmia Neonatorum .....	34
Food and Drugs Acts .....	17	Orthopaedic Treatment .....	30
Food Supplies .....	14	Population .....	6
Health Visitors .....	29	Preservatives, &c., in Food ...	16
Illegitimacy .....	7	Principal Epidemic Diseases ...	20
Infantile Mortality .....	8	Puerperal Fever and Pyrexia...	33
Infant Welfare Centres .....	29	Rainfall .....	38
Infectious Diseases,		Raywell Sanatorium .....	12
Prevalence of .....	19	Small-pox .....	20
Inquests .....	9	Small-pox Hospitals .....	12
Introductory Remarks .....	3	Tuberculosis .....	24
Isolation Hospitals .....	11	Tuberculosis Order, 1925 .....	16
Maternal Mortality .....	34	Venereal Diseases .....	23
Maternity and Child Welfare...	29	Vital Statistics .....	37



## Administrative County of the East Riding of Yorkshire.

### *Medical Officers of Health of the several Constituent Local Authorities.*

Local Authority.	Name of Medical Officer.	Annual Report Received.
MUNICIPAL BOROUGHES.		1928.
Beverley	...H. L. Munro, M.D. ....	28th March
Bridlington	A. Kaye Jarratt, M.B. ....	24th May
Hedon	.....J. Soutter, M.R.C.S. ....	Not received
URBAN DISTRICTS.		
Cottingham	A. Tinley Sissons, M.B. ....	Not received
Filey	.....C. Butler Simpson, M.R.C.S.	21st March
Gt. Driffield	G. Burgess, M.B. ....	Not received
Hessle	.....J. M. Hermon, M.D. ....	26th May
Hornsea	...H. D. Johns, M.D. ..	30th March
Norton	.....R. H. F. Bostock, L.R.C.P. ...	20th March
Pocklington	Al. F. A. Fairweather, M.D...	24th May
Withernsea	A. E. Sproule, L.R.C.P. ....	Not received
RURAL DISTRICTS.		
Beverley	....F. G. Dobson, D.S.O., M.B....	6th June
Bridlington	P. D. H. Chapman, M.B. ....	8th June
Driffield	....Marshall Haver, M.B. ....	22nd June
Eserick	...N. S. Hewitt, M.B. ....	Not received
Howden	....R. B. Brown, L.R.C.P. ....	16th June
Norton	.....L. C. Walker, M.R.C.S. ....	Not received
Patrington	..F. R. Cripps, M.B., Ch.B. ...	16th June
Pocklington	Al. F. A. Fairweather, M.D...	24th May
Riccall	.....W. Bertram Hill, M.D., D.P.H.	2nd June
Sculcoates	...J. M. Hermon, M.D. ....	9th June
Sherburn	....W. Thistlethwaite, M.B. ....	Not received
Skirlaugh	....H. D. Johns, M.D. ....	30th May

*To the Chairman and Members of the  
Public Health and Housing Committee.*

MY LORD, LADIES, AND GENTLEMEN,

I have the honour to submit to you the eleventh Annual Report on the Health and Sanitary Administration of the County for the year 1927.

The Report for the year under review is an Ordinary Report. The next Survey Report will be that for the year 1930.

The birth-rate for the year is 16·9 per 1,000 of the population, the same as for 1926. This is the lowest figure recorded since 1917.

The death-rate is 12·9, compared with 12·3 in the previous year.

The infantile mortality-rate is 57·8 per 1,000 registered births, which compares favourably with 60·5 for 1926.

An epidemic of acute poliomyelitis (infantile paralysis) occurred during the latter half of the year, and there was a marked prevalence of diphtheria in the Borough of Beverley.

Five cases of small-pox were notified in the County.

Maternity and Child Welfare work has made further progress by the opening of another Infant Welfare Centre at Cottingham.

A voluntary centre under the control of the Local Nursing Association has also commenced work in Sutton-on-Hull.

The scheme for the supply of water in bulk from Hull to the Hornsea Urban District has now been completed, and the water laid on.

My thanks are due to the District Medical Officers of Health for their co-operation, and to the staff who have worked loyally with me during the year.

I have the honour to be,

Your obedient Servant,

R. L. THORNLEY.

County Hall,

Beverley,

June, 1928.



The following is a summary of the Birth-rates and Death-rates (per 1,000 of the population) in the Administrative County for the year 1927, together with the corresponding rates for England and Wales.

	Adminis- trative County.	Municipal Boroughs and Urban Districts	Rural Districts.	England and Wales.
Birth-Rate .....	16·9	15·5	18·0	16·7
Death-Rate .....	12·9	13·7	12·3	12·3
Death-Rate among Infants under 1 year (per 1000 births).	57·8	52·5	61·1	69·0
Death-Rate from Heart Disease	2·04	2·14	1·97	—
" " " Cancer .....	1·51	1·88	1·24	—
" " " Respiratory Diseases .....	1·66	1·74	1·60	—
" " " Pulmonary Tuberculosis	·61	·60	·62	—
" " " other forms of Tuberculosis	·14	·08	·18	—
" " " Principal Epi- demic Diseases..	·26	·22	·28	—

The following Orders, Circulars and Memoranda were received from the Ministry of Health during the year 1927:—

Date.	Subject.
January	Circular re Housing (Rural Workers) Act, 1926.
January 19th	Memorandum on Influenza.
January 20th	Administration of Milk and Dairies Order, 1926.
January 29th	Great Driffield, Etc. (Public Health Adoption) Order, 1927.
February 14th	Hessle, Etc. (Public Health Adoption) Order, 1927.
February 17th	Circular re Public Health (Smoke Abatement) Act, 1926.
March 7th	Venereal Diseases—Educational and propaganda work.
March 31st	Tuberculosis—Dispensary administration, etc.
April 14th	Public Health (Preservatives, etc. in Food) Amendment Regulations, 1927 (Provisional).

Date.	Subject.
April 27th	Welfare of the Blind—Definition of Blindness.
May	Report on Epidemic Catarrhal Jaundice.
May	Report on Cancer of the Uterus.
May	Report on Acute Rheumatism in children in its relation to Heart Disease.
May 9th	Appointment and qualification of Health Visitors.
June 20th	Registration of Stillbirths—Duties of Midwives.
June 20th	Enquiries by Health Visitors into certain stillbirths.
June 29th	Public Health (Preservatives, etc., in Food) Amendment Regulations, 1927.
August 15th	Cremation of still-born children.
August 17th	V.D. Clinics—Administration of Arsenobenzene.
August 31st	Examination of prospective settlers in Canada.
August 31st	Treatment of venereal diseases.
October	Tuberculosis—Costs at residential institutions.
October	Report on co-ordination of Public Health Services.
October 24th	Public Health (Infectious Diseases) Regulations, 1927.
November 19th	Public Health (Condensed Milk) Amendment Regulations, 1927.
November 19th	Public Health (Dried Milk) Amendment Regulations, 1927.
December	Report on Cancer of the Rectum.
December	Report on the treatment of Cancer of the Uterus.
December 8th	Tuberculosis—Treatment of Ex-Service Men.
December 15th	Memorandum on Annual Reports of Medical Officers of Health for 1927.
December 22nd	Nursing Homes Registration Act, 1927.
December 28th	Memorandum on Cancer (No. 6).
December 30th	Venereal Diseases.
December 30th	Circular re Preservatives, etc., in Food.



## MINISTRY OF HEALTH INQUIRIES.

No Notices of Ministry of Health Inquiries were received during the year.

## Vital Statistics.

### POPULATION.

The population of the Administrative County is estimated by the Registrar General to be 170,470, an increase of 1,820 on the previous year.

Separate figures are again given for death-rate and birth-rate for the Beverley Rural District on account of the presence of a non-civilian population at the East Yorkshire Regimental Depôt. Separate figures are given to all Districts which have more than 100 non-civilian population.

Districts.	Census, 1921.	Estimated, 1927.	
		For Birth-rate	For Death-rate.
Administrative County .....	173,730	170,580	170,470
Urban Districts .....	74,494	71,350	71,350
Rural Districts.....	99,236	99,230	99,120

### BIRTHS AND BIRTH RATES (per 1000 Total Population).

Districts.	Average rate for the ten years 1911—1920	1921	1922	1923	1924	1925	1926	1927
Administrative County .....	20·3	21·1	19·6	19·6	18·5	18·0	16·9	16·9
Urban Districts..	19·3	19·8	18·1	18·0	17·4	16·3	15·7	15·5
Rural Districts...	20·8	22·0	20·6	20·7	19·2	19·2	17·8	18·0

2,888 births were registered during the year, compared with 2,858 in the previous year, an increase of 30. Of the 2,888 births, 1,104 were registered in the Urban and 1,784 in the Rural Districts.

The birth-rate is 16·9 per 1,000 of the population, the same as in the years 1917 and 1926, and is the lowest figure ever recorded in an Annual Report for this County.

The highest rates recorded were:—

Driffield R.D. ....	21·4	per 1,000 of the population.
Riccall R.D. ....	20·6	„ „
Pattrington R.D. ....	20·5	„ „

The lowest rates recorded were:—

Withernsea U.D. ....	11·6	per 1,000 of the population.
Hessle U.D. ....	12·0	„ „
Filey U.D. ....	12·0	„ „

The birth-rate for the whole of England and Wales was 16·7, compared with 17·8 in the previous year.

### ILLEGITIMATE BIRTHS.

187 illegitimate children were born in the County during 1927, compared with 191 in 1926. 67 of these births occurred in the Urban Districts (giving a rate of ·94 per 1,000 of the population) and 120 in the Rural Districts (giving a rate of 1·21).

The proportion of illegitimate births to legitimate was 1 to 14, and the illegitimate birth-rate for the whole County was 1·10 per 1,000 of the population. The figure for the previous year was 1·13.

Of the total number of births recorded during the year, 6·4 per cent. were illegitimate.

The subjoined table shows the number of illegitimate births for a series of years:—

Districts.	Years.							
	1920	1921	1922	1923	1924	1925	1926	1927
Administrative County .....	259	270	239	211	233	205	191	187
Urban Districts..	100	95	78	74	93	61	83	67
Rural Districts..	159	175	161	137	140	144	108	120



**DEATH-RATES FROM ALL CAUSES (ALL AGES).**  
(per 1000 of the Population).

Districts.	Average rate for the ten years 1911—1920	1921	1922	1923	1924	1925	1926	1927
Administrative County .....	13·6	12·4	12·9	11·5	12·5	11·5	12·3	12·9
Urban Districts..	14·6	13·7	15·0	12·4	13·4	12·2	13·4	13·7
Rural Districts..	12·9	11·5	11·6	10·9	11·9	11·0	11·5	12·3

The total number of deaths registered was 2,194 (1,091 males and 1,103 females), compared with 2,072 in the previous year, an increase of 122. The deaths in the Urban Districts numbered 974 (465 males and 509 females), and in the Rural Districts 1,220 (626 males and 594 females).

The death-rate for the County was 12·9, compared with 12·3 in 1926.

The death-rate for the whole of England and Wales was 12·3, compared with 11·6 in the previous year.

The highest rates recorded were:—

Hornsea U.D. ....	18·1 per 1,000 of the population.
Norton U.D. ....	16·8     "     "
Driffield U.D. ....	16·3     "     "

The lowest rates recorded were:—

Cottingham U.D. ....	9·2 per 1,000 of the population.
Patrington R.D. ....	9·5     "     "
Hedon M.B. ....	10·1     "     "

**DEATHS AMONGST CHILDREN UNDER ONE YEAR.**

Death-rate among Infants per 1000 Births.

Districts.	Average rate for the ten years 1911—1920	1921	1922	1923	1924	1925	1926	1927
Administrative County .....	82	76	69	58	62	67	61	58
Urban Districts..	84	77	67	53	64	68	55	53
Rural Districts..	82	76	70	61	60	66	64	61

The total number of deaths amongst children under one year of age was 167, a reduction of 6 on the figure for the previous year. Fifty-eight of the deaths occurred in the Urban Districts, and 109 in the Rural Districts,

The death-rate for the County was 57·8 per 1,000 registered births, compared with 60·5 in the previous year.

The rate for the whole of England and Wales was 69·0 per 1,000 registered births, compared with 70·0 in the previous year.

The highest rates recorded in the County were:—

Sherburn R.D. ....	135·1 per 1,000 registered births.
Riccall R.D. ....	115·0       "       "
Norton U.D. ....	101·7       "       "

An infantile death-rate of over 100 per 1,000 registered births naturally calls for comment. In the case, however, of a small community where the total number of births is small, the occurrence of the deaths of even two or three infants may create a figure for infantile mortality for the year in question, which is admittedly high. It would be unfair, however, to draw conclusions from the figures for a single year. To justify criticism the figure for infantile mortality should be a high one recorded over a series of years, and not that recorded for a single year.

In the Rural District of Sherburn there were 37 births, and five deaths of children under the age of one year. Three of the deaths were ascribed to respiratory diseases and two to gastro-intestinal. The average infantile mortality rate for the District for the quinquennium 1922-26 was 40 per 1,000 births.

In the Riccall Rural District there were 113 births and 13 infantile deaths. Of this number no less than seven occurred under the age of four weeks, and were ascribed as due to premature birth, etc. Excluding these, the infantile death-rate would be 53 per 1,000 births. The average infantile mortality rate for the quinquennium 1922-26 was 66 per 1,000.

### INQUESTS.

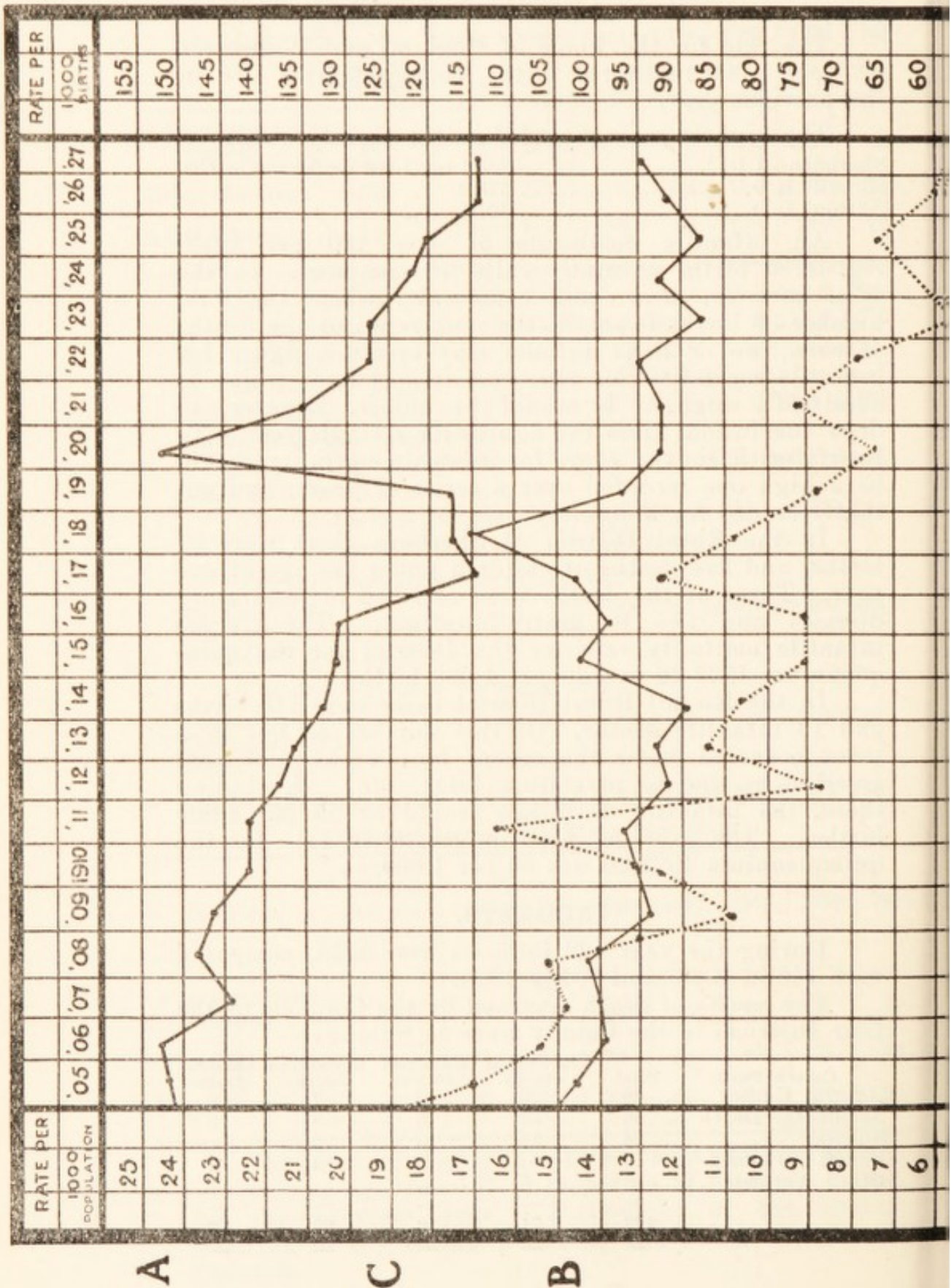
During the year 122 inquests were held, compared with 148 in 1926, and 104 in 1925.

The causes of death returned by the Coroners of the four Districts in the County were as follows:—

Cause of Death.	Total.	East Riding District.	Holderness District.	Howdenshire District.	Escrick District.
Natural Causes .....	40	20	5	7	8
Accidental Death ...	46	32	3	8	3
Suicide .....	24	16	5	3	...
Found Drowned ...	9	...	3	4	2
Other Verdicts .....	3	3	...	...	...
	—	—	—	—	—
	122	71	16	22	13
	—	—	—	—	—



DIAGRAM showing (A) the birth-rate, and (B) the death-rate from all causes (per 1000 population), together with (C) the Infantile Mortality-rate (per 1000 births) in the Administrative County in each of the years 1905-1927.





## General Provision of Health Services for the Area.

### ISOLATION HOSPITALS.

These are five in number. Three are Fever Hospitals, and two for the isolation of Small Pox only. One Fever Hospital and one Small Pox Hospital are under the direct control of the County Council. The other two Fever Hospitals, which are under the control of Local Sanitary Authorities, belong to the Borough of Bridlington (30 beds) and the Rural District of Howden (16 beds). The other Small Pox Hospital is maintained by the Borough of Beverley.

The County Isolation Hospital at Driffield has recently been enlarged by the provision of a new isolation ward of six independent glass-partitioned cubicles. Further accommodation for the staff has also been built.

The area served by the Hospital now includes sixteen of the twenty-three Sanitary Authorities in the County, and has a population of 106,276. The accommodation at the Hospital is for 50 beds, inclusive of cots.

During the year 147 patients were admitted to the Driffield Hospital. In addition, temporary accommodation was obtained for seventeen patients in the Howden Isolation Hospital. This was rendered necessary owing to the large number of patients under treatment at Driffield, consequent on the outbreak of diphtheria in the Borough of Beverley. The total number of patients treated was therefore 164, compared with 172 in 1926, 117 in 1925, and 147 in 1924. There were two deaths.

Cases were admitted from the following Districts:

	Diphtheria.	Scarlet Fever.	Enteric Fever.	Total.
Beverley M.B. ....	50	9	...	59
Driffield U.D. ....	11	3	1	15
Filey U.D. ....	...	3	...	3
Hessle U.D. ....	1	2	...	3
Hornsea U.D. ....	5	1	...	6
Pocklington U.D. ....	...	1	...	1
Withernsea U.D. ....	1	...	...	1
Beverley R.D. ....	5	11	...	16
Driffield R.D. ....	13	11	1	25
Eserick R.D. ....	1	3	...	4
Norton R.D. ....	2	1	...	3
Pocklington R.D. ....	2	4	...	6
Riccall R.D. ....	...	8	...	8
Skirlaugh R.D. ....	11	...	...	11
Norton U.D. ....	No cases were admitted from these Districts.			
Patrington R.D. ....				
Sherburn R.D. ....				
Staff, &c. ....	...	3	...	3
	102	60	2	164



## CASES TREATED DURING THE YEAR 1927.

Disease.	No. from Urban Districts.	No. from Rural Districts.	Adults.		Children.		Total.
			M.	F.	M.	F.	
Scarlet Fever .....	22	38	8	10	17	25	60
Diphtheria .....	68	34	5	14	32	51	102
Enteric Fever .....	1	1	1	...	...	1	2
	—	—	—	—	—	—	—
	91	73	14	24	49	77	164
	—	—	—	—	—	—	—

The other five Sanitary Authorities have made the following arrangements for the treatment of infectious diseases, viz.:—

Cottingham U.D. .... } Cases treated at Hull City  
Hedon M.B. .... } Fever Hospitals.  
Sculcoates R.D. .... }

Riccall R.D. .... Cases treated at Selby Joint  
Isolation Hospital.

Bridlington R.D. .... Cases treated at Bridlington  
Borough Isolation Hospital.

The County Small Pox Hospital is situated at Shipton, near Market Weighton. The area served by the Hospital includes eighteen of the Sanitary Authorities in the County. The population of the area is 130,783. The accommodation at the Hospital is for 20 patients in two pavilions, each of two wards. The Hospital was open during the year for the isolation of five cases of mild small pox.

The remaining five Sanitary Authorities have made the following arrangements for the treatment of small pox in their areas, viz.:—

Beverley M.B. .... Own Hospital.

Cottingham U.D. .... } Cases treated at Hull City  
Hedon M.B. .... } Smallpox Hospital.  
Sculcoates R.D. .... }

Riccall R.D. .... Cases treated at Selby Joint  
Smallpox Hospital.

## RAYWELL SANATORIUM.

This Institution for the treatment of pulmonary tuberculosis is the joint property of the East Riding County Council and the City of York. It has accommodation for 44 adults and 20 children. The whole of the accommodation for the children is entirely separate from that for the adults. The Sanatorium is situated in the Urban District of Cottingham, and is four miles distant from Cottingham Station. The total area is upwards of 50 acres.

Particulars of the cases treated during the past year will be found under the head "Tuberculosis."

### AMBULANCES.

One ambulance loaned by the Red Cross Society is maintained by the County Council. It is garaged in Beverley. It is available for the transport of non-infectious and accident cases, and works roughly a 15 mile radius. The ambulance made 78 journeys, with a mileage of 1,506, during the past year. The sum of £49 10s. 9d. was received in fees. During the previous year the number of journeys was 77, with a mileage of 1,373.

The charges to necessitous persons are reduced or altogether remitted. The responsibility for the payment of the fee is never allowed to interfere with the prompt despatch of the ambulance.

Motor ambulances for the transport of infectious cases are stationed at both the County Isolation Hospital and the Smallpox Hospital. Ambulances are also provided at the Isolation Hospitals at Bridlington and Howden.

### BLIND PERSONS ACT, 1920.

By agreement the main provisions of this Act are carried out on behalf of the County Council by the Hull and East Riding Institute for the Blind. A visitor, who is himself blind, visits all the blind persons in the County. His salary and expenses are paid by the County Council. He supervises home workers, gives lessons in Braille, and in cases of necessity helps with monetary assistance. Full reports on his visits are regularly received.

The number of blind persons on the register is now 176. Two blind persons were admitted to the workshops during the year. This makes a total of nine males and four females now maintained there by the Public Health Committee. The cost during the past year, including augmentation of wages, was £351 4s. 8d. Women workers are accommodated in the Hostel, male workers in lodgings approved by the Institute. Two blind workers are also maintained at the Yorkshire School for the Blind in York.



## Inspection and Supervision of Food.

### MILK (SPECIAL DESIGNATIONS) ORDER, 1923.

Licences for the production of "Grade A" milk have been issued to ten producers. In the previous year the number was six. One producer relinquished his licence.

One licence for the production of "Certified" milk and one for the production of "Grade A (Tuberculin Tested)" milk within the County have been granted by the Ministry of Health, and the Beverley Rural District Council have issued a licence for the production of "Pasteurized" milk at a farm in their area.

Samples of graded milk have been taken frequently throughout the year within the County, and also by the authorities in the City of Hull, where the greater part of the milk is sold. The following table shows the highest and lowest bacterial count of each producer.

Producer.	Highest Count per c.c.	Lowest Count per c.c.	No. of times B. Coli was present in 1/100 c.c.
A.	63,400	830	3
B.	39,100	75	—
C.	36,400	250	1
D.	72,000	150	2
E.	1,140,000	690	8
F.	146,000	1,300	—
G.	49,000	1,460	—
H.	80,000	30,000	—
I. (Licence relinquished)	200,000	17,000	1
J.	36,800	1,660	—

(Note.—The permissible limit of bacteria is 200,000 per c.c., and the bacillus coli must not be present in 1/100 c.c.)

The total number of examinations of "Grade A" milk made during the year either by the County Council or by the City of Hull, where the milk is retailed, was 157. Seventeen of these contravened the regulations, although in some cases only very slightly. One producer was responsible for more than half of the offending samples. He was called before the Public Health Committee and cautioned. Subsequent samples of his milk have so far proved satisfactory. Experience has shown that for a producer consistently to produce milk within the standard he cannot afford for an instant to

be slack in his methods, and he must constantly exercise the strictest supervision over his workpeople. Any defect in the cleansing of the cows or in the sterilizing of the bottles and utensils is bound to reveal itself sooner or later. The producer in the country districts without an abundant supply of water for cleansing purposes is severely handicapped.

An unsatisfactory feature of the graded milk movement is that the fat content is not fixed except that the milk is supposed to contain a minimum of three per cent., as all milk is. One "Grade A" milk producer was proceeded against for low fat content, but the case was dismissed, as he was able to satisfy the Court that the milk was as it came from the cow. It should be a condition under which a licence is issued that the milk must contain over 3 per cent. of fat.

**MILK AND DAIRIES (CONSOLIDATION) ACT, 1915,**  
and  
**MILK AND DAIRIES ORDER, 1926.**

In my last Annual Report I stated that instead of arranging for the individual inspection of all cattle throughout the County for the purpose of detecting evidence of tubercular disease, the Committee had decided to have samples of milk offered for sale examined for the presence of tubercle bacilli, and if found to investigate thoroughly the source of supply in the hopes of tracing the infected beast. The Committee were guided in their action by the knowledge that the results obtained would probably be as valuable as those to be obtained by the establishment of a whole-time veterinary staff, who would still have to wait, in the majority of cases, for bacteriological results for a confirmation of their clinical findings. The cost, too, would be considerably less.

During the year 95 samples of milk were taken and examined for the presence of tubercle bacilli, both microscopically and by animal inoculation. In eight samples the presence of T.B. was proved, and four cows slaughtered accordingly. Information was also received from the Hull authorities of five positive samples of milk which had been produced in the County and offered for sale in the City. As a result of enquiries seven beasts were slaughtered, of which number four were found on one farm. All the tubercular beasts, however detected, are slaughtered under the Tuberculosis Order, 1925.



Apart from the milk sampling throughout the County for the detection of tubercular milk, it was decided to carry out systematic inspection of cows in the Borough of Beverley. It was thought that the comparison between the two methods might produce results which would be useful for future guidance in the administration of the Act. The Veterinary Inspector for the Borough examined all cows three times during the year, and sent reports to this office. 639 individual examinations were made, and two tubercular beasts were detected.

#### **TUBERCULOSIS ORDER, 1925.**

The examination of suspected cattle under this Order is made by a whole-time Veterinary Surgeon. Details of the work done during 1927 are as follows:—

No. of animals slaughtered .....	75
Tuberculosis of the Udder .....	11
Giving tuberculous milk .....	3
Tuberculous emaciation .....	56
Chronic cough and showing definite clinical signs of tuberculosis .....	5
Compensation paid .....	£196 15s. 0d.
Advanced cases .....	56
Not advanced .....	19
Cows in milk .....	53
Cows not in milk and other bovine animals...	22

In 1926 the number of animals slaughtered was 56.

#### **PUBLIC HEALTH (PRESERVATIVES, &c., IN FOOD) REGULATIONS, 1925-1927.**

During the year ended 31st March, 1928, 194 samples were taken for examination for the presence of preservatives. Thirty-five were found to contain preservatives contrary to the regulations, or sold in contravention of the regulations. Proceedings were considered inadvisable in twenty-eight of the cases, owing either to the very small amount of preservative or to the fact that the articles in question had been in the possession of the seller before the new regulations came into force. In the other seven cases prosecutions were undertaken. They all related to the presence of preservatives in sausage or sausage meat. The amount of penalties inflicted, including costs, was £10 3s. 0d.

TABLE I.

**FOOD AND DRUGS ACTS.**

Summary of Samples taken by the Inspector under the Food and Drugs Acts for the Administrative County (excluding the Borough of Beverley) and Analysed during the twelve months ended 31st March, 1928.

Total No. of Samples taken.	Number Adulterated or below the prescribed standard.	Number of Prosecutions.	Amount of Penalties including Costs.
586	80	15	£9 14s. 0d.

Samples found adulterated or below the prescribed standard and action taken.

Article Analysed.	No. found Adulterated, &c.	No. of Prosecutions.	Amount of Penalties including Costs.	Remarks.
Brandy .....	1	2	£ s. d. 2 2 0	Both prosecutions relate to one sample.
Butter .....	4	1	1 0 0	3 No proceedings.
Gin .....	2	4	5 12 0	1 Conviction. 2 Dismissed on payment of costs by defendant. 1 Withdrawn on payment of costs by defendant.
Milk (formal) .....	55	3	1 0 0	1 Conviction. 1 Summons withdrawn. 1 Case pending. 53 No proceedings.
Milk (informal) .....	2	—	—	Proceedings impracticable.
Milk ("Grade A") ...	16	5	—	5 Dismissed. 11 No proceedings.
	80	15	9 14 0	

The case reported as pending in the Report for the year ended 31st March, 1927, was dealt with as follows:—

Sample

No. 504. Milk. Fined £1 1s. 0d. and costs £2 12s. 6d. The summons against the servant of the defendant was withdrawn and the costs remitted.



TABLE II.

**PUBLIC HEALTH (MILK AND CREAM) REGULATIONS,  
1912 AND 1917.**

Report for the year ended 31st December, 1927.

1. Milk (and Cream not sold as Preserved Cream).

	No. of samples examined for the presence of a Preservative.	No. in which Preservative was reported to be present, and Percentage of Preservative found in each sample.
Milk .....	429	—
Cream .....	6	—

2. Cream sold as Preserved Cream.

(a) Instances in which samples have been submitted for analysis to ascertain if the statements on the label as to preservatives were correct.

(i) Correct statements made .....	11
(ii) Statements incorrect .....	—
Total .....	11

(iii) Percentage of preservative found in each sample .....	0.4
(iv) Percentage stated on Statutory label .....	0.4

(b) Determinations made of milk fat in cream sold as preserved cream.

(i) Above 35% .....	11
(ii) Below 35% .....	—

# Prevalence of and Control over Infectious Diseases.

TABLE III.

Cases of Infectious Diseases Notified during  
the year 1927.

Notifiable Disease.	Urban Districts.	Rural Districts.	Administrative County.
Small-Pox .....	5	...	5
Scarlet Fever .....	86	149	235
Diphtheria (including Membranous Croup) .....	118	87	205
Enteric Fever .....	7	8	15
Puerperal Fever .....	3	3	6
Puerperal Pyrexia .....	9	11	20
Erysipelas .....	17	15	32
Ophthalmia Neonatorum .....	10	1	11
Encephalitis Lethargica .....	1	2	3
Acute Poliomyelitis .....	20	19	39
Cerebro-Spinal Fever.....	...	1	1
Acute Polio-encephalitis .....	...	1	1
Pulmonary Tuberculosis .....	96	84	180
Other forms of Tuberculosis...	24	17	41
Pneumonia .....	42	74	116
Malaria .....	2	...	2
Totals.....	440	472	912



## DEATHS FROM PRINCIPAL EPIDEMIC DISEASES.

The number of deaths due to the seven principal epidemic diseases, viz., smallpox, measles, scarlet fever, diphtheria, whooping cough, fever (typhus, enteric and simple continued), and diarrhoea (under the age of two years), was 44, giving a death rate of .26 per 1,000 of the population.

### SMALL POX.

Five cases of this disease occurred in September. They were all of a mild type. The initial case was that of an Irish harvester, who was apparently infected whilst staying in Selby. He was first removed from the farm where he was temporarily employed to the Driffeld Poor Law Infirmary on account of indefinite illness. The subsequent development of the rash proved the nature of the disease. He was at once transferred to the Shipton Smallpox Hospital, and but for the fact that a number of very old patients in the ward refused re-vaccination, there would probably not have been any further cases. The neglect of this simple precaution resulted in the occurrence of four more cases.

### DIPHTHERIA.

This disease has been very prevalent during the year. Notifications were received of 205 cases, compared with 155 in 1926, and 69 in 1925. The incidence of the disease fell most heavily on the Borough of Beverley with 68 cases, and the Rural District of Skirlaugh with 25 cases. Special reports on these outbreaks were sent by the authorities concerned to the Ministry of Health. In neither report could the epidemic be connected with any particular school nor with any individual milk supply. In fact, it would appear that the outbreak was rather a cycle of epidemic prevalence to which all districts are subject. It certainly is a fact that a perusal of the statistics over a series of years shows that diphtheria is prevalent throughout the County at roughly five year periods. Seven deaths were recorded from the disease.

### ENTERIC FEVER.

Fifteen cases of enteric fever were notified, seven in the urban districts, and 8 in the rural. There were three deaths. In the previous year the number of notifications received was 16. None of the cases notified during the year were in any way connected.

### **ACUTE POLIOMYELITIS.**

During the latter half of the year an epidemic of infantile paralysis occurred in the County. Altogether forty cases were notified. In the previous five years only six cases occurred. So little is known of the cause and infectivity of the disease that little can be done so far as preventive measures are concerned. The disease was also prevalent in the City of Hull and in Lincolnshire.

In-patient treatment is now available at the Orthopaedic Hospital at Kirbymoorside, but although treatment for their children was offered to the parents in nearly every case, only very few availed themselves of the facilities.

### **ENCEPHALITIS LETHARGICA.**

Notifications were received of three cases, but five deaths were recorded as due to the disease.

### **BACTERIOLOGICAL EXAMINATIONS.**

The following table gives details of the work carried out during the year. Medical practitioners may send for examination any specimens on which they need an opinion as an aid to diagnosis. The cost is borne equally by the County Council and the local Sanitary Authority concerned. Specimens from six of the District Councils are sent to the Laboratory at Scarborough, from two to the Laboratory at York, and from the rest of the County to the Clinical Research Association, London.



TABLE IV.

**Bacteriological Examinations, 1927**

	Diphtheria		Phthisis.		Enteric Fever.		Water	Other Examinations	Totals
	Pos.	Neg.	Pos.	Neg.	Pos.	Neg.			
<b>URBAN DISTRICTS.</b>									
Beverley ... ..	43	192	10	21	...	3	...	3	272
Bridlington ...	7	51	8	32	...	...	...	44	142
Cottingham ...	3	16	1	6	..	...	...	...	26
Driffield ... ..	19	22	3	10	...	4	3	5	64
Filey ... ..	9	9	2	3	...	...	...	1	24
Hedon ... ..	...	...	2	4	...	...	...	...	6
Hessle ... ..	5	17	3	8	...	...	...	1	34
Hornsea ... ..	4	18	1	10	...	2	...	3	38
Norton ... ..	...	11	2	4	...	...	...	1	18
Pocklington ...	...	4	1	4	...	...	...	...	9
Withernsea ...	2	7	6	22	...	1	...	3	41
<b>RURAL DISTRICTS.</b>									
Beverley ... ..	4	45	2	17	...	2	...	4	74
Bridlington ...	5	19	2	3	...	...	2	6	37
Driffield ... ..	6	21	3	13	...	4	1	2	50
Eserick ... ..	...	1	1	...	...	...	...	...	2
Howden ... ..	7	57	1	13	...	...	...	6	84
Norton ... ..	7	21	...	8	...	..	...	2	38
Patrington ...	...	10	4	30	...	...	...	25	69
Pocklington ...	2	34	3	4	1	1	...	3	48
Riceall ... ..	2	10	3	11	...	...	1	...	27
Sculcoates ...	9	29	3	19	...	...	...	1	61
Sherburn ... ..	...	13	...	1	...	...	...	...	14
Skirlaugh ...	18	10	3	12	...	...	10	1	54
<b>E.R.C.C.</b>									
Public Health ..	...	...	1	10	...	...	...	8	19
Isolation Hosp.	29	144	...	...	...	...	...	8	181
Joint Sanatorium	...	2	35	35	...	...	...	3	75
Mental Hospital	...	...	...	...	...	...	2	3	5
Elementary Education .	1	9	...	...	...	...	...	47	57
Milk (Special Designations) Order .....	...	...	...	..	...	...	1	53	54
Milk & Dairies Order .....	...	...	...	...	...	...	...	88	88
<b>TOTAL</b> ...	<b>182</b>	<b>772</b>	<b>100</b>	<b>300</b>	<b>1</b>	<b>17</b>	<b>20</b>	<b>321</b>	<b>1713</b>

**PUBLIC HEALTH (VENEREAL DISEASES)  
REGULATIONS, 1916.**

The Clinics available for persons resident in the East Riding are as follows:—

Hull. Mill Street Clinic.  
York. County Hospital.  
Leeds. General Infirmary.

Altogether 83 new patients were dealt with at the Clinics during the year, compared with 62 in 1926 and 36 in 1925. Only two new patients attended the Clinic at Leeds, and fourteen at York. In view of the small number of patients attending the Clinics from the County it would seem that such facilities as are at present provided are quite sufficient.

The expenses of necessitous persons attending the Clinics for treatment are refunded. During the year twelve persons were assisted in this way at a cost of £21 0s. 6d.

No requests were received from practitioners for the supply of drugs for the treatment of patients in their own homes.

TABLE V.

**Public Health (Venereal Diseases) Regulations, 1916.**

RETURN relating to persons residing in the East Riding of Yorkshire who were treated at the Treatment Centres during the year 1927.

	Hull.	York.	Leeds.	Total 1927.	Total 1926
A. Number of persons dealt with for the first time and found to be suffering from—					
Syphilis.....	20	4	1	25	14
Soft Chancre .....	1	—	—	1	1
Gonorrhœa .....	26	6	—	32	34
Conditions other than Venereal	20	4	1	25	13
Total.....	67	14	2	83	62
B. Total number of attendances	520	176	33	729	565
C. Aggregate number of "In-patient days" .....	31	12	—	43	105
D. Number of doses of Arseno-benzol compounds given in the:—					
1. Out-Patient Clinic...	74	50	26	150	182
2. In-Patient Dept.....	—	—	—	—	14



### TUBERCULOSIS.

In the Survey Report for 1925 the Clinical Tuberculosis Officer reported fully on the Council's scheme for the treatment of persons suffering from tuberculosis. In this Report, therefore, reference to Tuberculosis is mainly statistical.

#### NEW CASES AND MORTALITY DURING 1927.

The following table shows the new cases which have come to notice during the year either by formal notification or otherwise, and the deaths from tuberculosis as returned by the Registrar General:—

Age Periods.	NEW CASES.				DEATHS.			
	Pul.	F.	Non-Pul.	F.	Pul.	F.	Non-Pul.	F.
0 .....	—	—	—	1	—	—	1	—
1 .....	2	—	4	3	1	—	4	2
5 .....	17	11	9	16	1	2	1	3
15 .....	26	31	3	5	9	19	1	1
25 .....	41	25	—	3	28	19	2	3
45 .....	13	8	—	—	12	9	1	1
65 and upwards	2	1	—	—	1	3	2	2
Totals .....	101	76	16	28	52	52	12	12

The following are the death-rates for the County for a series of years:—

#### DEATH RATES FROM PULMONARY TUBERCULOSIS.

Districts.	Average rate for the ten years. 1911—1920	1919	1920	1921	1922	1923	1924	1925	1926	1927
Administrative County .....	0·78	0·81	0·78	0·74	0·80	0·64	0·65	0·74	0·60	0·615
Urban Districts..	0·89	0·69	0·98	0·90	0·89	0·72	0·78	0·85	0·72	0·605
Rural Districts..	0·70	0·88	0·65	0·64	0·73	0·59	0·56	0·67	0·52	0·625

#### OTHER FORMS OF TUBERCULOSIS.

Administrative County .....	0·30	0·36	0·24	0·19	0·23	0·24	0·23	0·16	0·20	0·145
Urban Districts..	0·30	0·34	0·14	0·18	0·23	0·27	0·27	0·13	0·26	0·085
Rural Districts..	0·30	0·36	0·31	0·19	0·23	0·22	0·20	0·17	0·15	0·185

TABLE VI.  
**Notifications received during 1927 under the Public Health (Tuberculosis) Regulations, 1912.**

Age Periods.	FORM A. Notifications from Private Medical Practitioners.												FORM B. Notifications from School Medical Officers.				FORM C. Admissions	
	PRIMARY NOTIFICATIONS.												PRIMARY NOTIFICATIONS.				Total Notifica- tions on Form B	
	0 to 1	1 to 5	5 to 10	10 to 15	15 to 20	20 to 25	25 to 35	35 to 45	45 to 55	55 to 65	65 & upwards	Total.						
Pulmonary—Males	...	2	10	7	12	14	17	21	6	7	2	98	98	...	...	...	Poor Law Institutions.	17
"    Females	...	...	7	4	10	21	20	4	7	1	1	75	78	...	...	...		12
Non-Pulmonary—Males	...	4	5	3	3	...	...	...	...	...	...	15	15	...	...	...		...
"    Females	1	3	9	7	3	2	2	1	...	...	...	28	28	...	...	...		...



The Quarterly Returns made by the District Medical Officers of Health show that the number of cases on the Registers at the end of the year was 576, as follows:—

	Pulmonary.		Non-Pulmonary.		Total.
	M.	F.	M.	F.	
Number of Cases on the Registers at 31st Dec., 1926 ...	214	192	89	67	562
Cases added to the Registers during the year .....	107	80	17	29	233
Cases removed from the Registers during the year .....	86	83	29	21	219
Number of Cases on the Registers at 31st Dec., 1927 ...	235	189	77	75	576

During the year an effort was made to bring the Register of Tuberculosis Notifications kept in my office up-to-date. This register dated from 1913, the year when notifications were first made under the regulations, and contained a very large number of entries. There could be no doubt that a large proportion of these related to persons who had died, recovered, or left the district, but as until the last year or two there was no system by which I was informed of such occurrences, it was not possible to keep the Register up-to-date. With the co-operation of the District Medical Officers, a thorough revision of the Register has been undertaken, and it may now be regarded as a fairly accurate record of the notified cases of tuberculosis in the County. Some of the District Medical Officers took the opportunity to revise their own Registers, many of which were similarly encumbered with useless entries. Two Districts still remain to be revised, but I hope to complete these in the near future.

No action was taken during the year under either the Public Health (Prevention of Tuberculosis) Regulations, 1925, or the Public Health Act, 1925, Section 62.

The School Nurses visit the majority of notified cases of tuberculosis, and also keep under supervision all patients who have undergone Sanatorium treatment. The number of visits paid during the year was 1,156.

Extra nourishment was granted to 25 persons as part of their treatment.

There were 572 attendances at the Central Dispensary at Beverley, and in addition the Tuberculosis Officer paid 95 visits to patients in their own homes.

Fifty-nine patients contributed towards the cost of their treatment in residential institutions, the total amount received being £192 8s. 10d.

### INSTITUTIONAL TREATMENT.

Average number of beds available during the year :

	Observation.	Pulmonary Tuberculosis.		Non-Pulmonary Tuberculosis.	
		Sanatorium Beds.	Hospital Beds.	Diseases of Bones & Joints.	Other Conditions.
Adult Males.....	—	12	4	—	—
Adult Females.....	—	9	6	—	—
Children under 15	14	—	—	6	—
Total .....	14	21	10	6	—

Number of persons receiving residential treatment during the year:—

	No. of Patients.				No. of Observation Cases				Total.
	Adults		Children		Adults		Children		
	M.	F.	M.	F.	M.	F.	M.	F.	
In Institutions on 1/1/27 .....	14	19	6	6	—	1	4	1	51
Admitted during the year .....	45	34	26	18	17	9	11	9	169
Discharged during the year .....	37	32	18	16	13	9	15	9	149
Died in Institutions ...	13	9	1	—	—	—	—	—	23
In Institutions on 31/12/27	9	12	13	8	4	1	—	1	48



Table showing the immediate results of treatment of patients and of observation of doubtful cases discharged from residential institutions during the year 1927 :—

Classification on Admission.	Condition at time of Discharge.			
	Quiescent	Improved.	No material improvement.	Died in Institutions.
Pulmonary Tuberculosis				
Class T.B. minus.....	M. 2 F. 1 C. —	6 9 16	1 — 2	1 — 1
Class T.B. plus.....	M. 1 F. — C. —	20 9 —	3 10 —	12 8 —
Non-Pulmonary Tuberculosis	M. 3 F. 1 C. 9	1 2 5	— — 2	— 1 —
Totals.....	17	68	18	23

Classification on Admission.	Condition at time of discharge.		
	Tuberculous.	Non-Tuberculous	Doubtful.
Observation for purpose of diagnosis	M. 8 F. 6 C. 10	5 3 14	— — —
Totals.....	24	22	—

## Maternity and Child Welfare.

### HOME VISITATION.

This work is carried out by a staff of four Assistant Health Visitors under the supervision of the Inspector of Midwives. The Boroughs of Beverley and Bridlington have their own staffs for maternity and child welfare work.

The following table shows the visits paid by the Health Visitors during the past year:—

To expectant mothers:	
First visits .....	127
Subsequent visits .....	200
To infants under 1 year of age:	
First visits .....	1712
Subsequent visits .....	3571
To children between 1 and 5 years .....	6518
To illegitimate children:	
First visits .....	90
Subsequent visits .....	404
To insanitary premises .....	18
Other visits .....	75
	<hr/>
	12,715

### INFANT WELFARE CENTRES.

Eleven Infant Welfare Centres have now been established in the County. The days and times of attendance and details of the work carried out during the past year are given below:—

Centre.	Day and time of Meeting.	Average attendance per session.		No. who attended for the first time.	
		Mothers.	Children.	Mothers.	Children.
Driffeld .....	Wed. 2 p.m.	—	24	4	46
Hessle .....	Tue. 2 p.m.	—	21	3	36
Pocklington .....	Wed. 2 p.m.	—	25	3	18
Hedon .....	Mon. 2 p.m.	—	18	1	17
Barlby .....	Tue. 2 p.m.	—	18	3	24



Withernsea	.....	Thur.	—	16	—	42
		2 p.m.				
Market Weighton	.	Thur.	—	10	—	36
		2 p.m.				
Cottingham	.....	Wed.	—	20	—	36
		2 p.m.				
Hornsea	.....	Tue.	—	8	—	29
		2 p.m.				
Sutton	.....	Thur.	—	6	—	6
		2 p.m.				
Howden	.....	Tue.	—	14	—	10
		2-30 p.m.				

Meetings are held either fortnightly or monthly. The Health Visitor working the district in which the Centre is situated is responsible for its working. The Centres at Cottingham and Sutton have only just been started. Howden, Sutton and Hornsea, although equipped by the County Council, are administered by the Local Nursing Associations.

Milk is provided free of cost to necessitous expectant and nursing mothers and to children under five years of age. During the year 269 milk orders were issued, the total cost of the milk supplied being £124 12s. 5d. The circumstances of each case are reported to the subsequent meeting of the Public Health Committee.

#### PROVISION OF ORTHOPAEDIC TREATMENT.

Arrangements have now been made for the treatment of all crippled children under the age of five years.

In-patient treatment is available at the Orthopaedic Hospital at Kirbymoorside, and a Clinic is held monthly at Driffield. Four children were under treatment at the Hospital during the year, one for severe rickets and three for infantile paralysis. The Hospital patients on discharge will attend the Clinic for after-care.

#### NURSING ASSOCIATIONS.

The County Council make annual grants of £25 to the Local Nursing Associations at Hornsea and Sutton, a grant of £45 per annum to the Association at Howden, and a grant of £50 per annum for two years only to the Association at Norton. In each case the grant is conditional on the Association employing a nurse-midwife who will also act as Health Visitor in the respective districts.

The accompanying table shows the work carried out during the year:—

	Howden	Hornsea	Sutton	Norton
To expectant mothers:				
First visits .....	34	29	34	21
Subsequent visits .....	68	60	30	39
To infants under 1 year:				
First visits .....	34	62	64	57
Subsequent visits .....	122	29	—	124
To children between 1 and 5 years .....	124	39	59	130
To illegitimate children:				
First visits .....	3	1	1	1
Subsequent visits .....	29	—	—	8
Confinements attended:				
(a) With a doctor .....	1	10	16	16
(b) Without a doctor ...	33	16	10	21
Totals .....	448	246	214	417

Other independent Nursing Associations are those established at Beverley, Bridlington, Hessle and Welton, and there is also the East Riding Nursing Association, with headquarters at Driffield, which supplies nurses to its subscribers at a weekly fee. The nurses are not certificated midwives. A grant of £200 is made to the East Riding Nursing Association and £50 to the Hessle Nursing Association for the training of ~~midwives~~ *their nursing staff*.

### MATERNITY HOMES.

A small Home is maintained by the County Council in Driffield. The accommodation provided is for four patients, and there is a resident midwife. In the same building the Infant Welfare and Orthopaedic Clinics are held as well as the Dental Clinic.

Forty-two cases were admitted during the year, compared with 39 in 1926 and 23 in 1925. The average stay was 14 days. The weekly charge for treatment has been fixed at 30s. 0d., but this fee may be reduced or remitted in necessitous cases. The sum of £132 7s. 6d. was received in fees.

Unmarried mothers are in some cases admitted, but there is no accommodation for illegitimate infants or homeless children.

Abnormal and difficult cases of confinement are not admitted to Driffield, but such cases are sent to the York Maternity Hospital. During the year six patients were



sent there, five of which were abnormal cases, as follows:—

Two cases of albuminuria,

One contracted pelvis,

One premature birth (stillborn),

One complicated by an ovarian tumour.

One normal case was admitted owing to the lack of accommodation at Driffield.

#### NOTIFICATION OF BIRTHS ACTS, 1907 AND 1915.

##### NUMBER OF BIRTHS NOTIFIED DURING 1927.

First Quarter .....	691
Second Quarter .....	721
Third Quarter .....	714
Fourth Quarter .....	676
Total .....	2802

The total number of births registered during the year was 2,888. Of these, 513 occurred in the Boroughs of Beverley and Bridlington, and were not notifiable to my office. The number of births notified equalled 93% of those registered, compared with 93% in 1926 and 92% in 1925.

The following table shows the position as regards notification in the several Registration Districts of the County:—

Registration District.	Sanitary Districts.	Births Registered	Births Notified.	Difference.
Selby .....	Riccall R. ....	113	101	-12
York .....	Eserick R. ....	112	83	-29
Pocklington ...	Pocklington U. ....	48	46	-2
	Pocklington R. ....	176	144	-32
Howden .....	Howden R. ....	254	228	-26
Beverley .....	Beverley R. ....	169	168	-1
Sculcoates ...	Cottingham U. ....	129	111*	-18
	Hessle U. ....	80	98	+18
	Hedon M. B. ....	23	28	+5
	Sculcoates R. ....	193	179	-14
Patrington ...	Withernsea U. ....	57	54	-3
	Patrington R. ....	151	154	+3
Skirlaugh .....	Hornsea U. ....	58	68	+10
	Skirlaugh R. ....	135	126	-9
Driffield .....	Driffield U. ....	94	122	+28
	Driffield R. ....	236	185	-51
Bridlington ...	Bridlington R. ....	128	112	-16
Scarborough	Filey U. ....	43	50	+7
	Sherburn R. ....	37	48	+11
Malton .....	Norton U. ....	59	42	-17
	Norton R. ....	80	56	-24
Totals .....		2375	2203*	-172

\* 599 Births were also notified from the Hull Municipal Maternity Hospital in the Cottingham Urban District.

### REGISTRATION OF MATERNITY HOMES.

Since the coming into force on the 1st January, 1927, of the Midwives and Maternity Homes Act, 1926, only a few applications for registration have been received. It was hardly to be expected that there would be many in an essentially rural County, except from certified midwives who wished to have the right to admit patients to their homes for confinement.

Altogether, eleven applications were received and five Homes registered. The other applicants withdrew on learning the conditions upon which registration could be granted.

Since the end of the year under review, the Act has been repealed by the Nursing Homes Registration Act, 1927, which comes into force on the 1st July, 1928, and applies to Nursing Homes as well as Maternity Homes.

### MIDWIVES ACTS, 1902 AND 1918.

Fifty-seven midwives notified their intention to practise in the County during the year. Of this number, eight were registered, but uncertificated. 24% of the registered births were attended by midwives.

Statutory notices under the regulations of the Central Midwives Board were received as follows:—

Sending for medical help .....	72
Stillbirths .....	6
Artificial Feeding .....	6
Liability to be a source of infection ...	2
Laying out dead body .....	2

No midwife was reported for any breach of the regulations to the Central Midwives Board.

Fees amounting to £31 11s. 6d. were paid to medical practitioners under Section 14 of the Midwives Act, 1918. The sum of £19 4s. 0d. was recovered from patients during the year.

### PUERPERAL FEVER AND PYREXIA.

Notifications were received of six cases of Puerperal Fever and twenty of Puerperal Pyrexia. It was to be expected that following on the issue of Circular 722 of the Ministry of Health there would be an increased number of notifications of puerperal pyrexia, as so many causes may contribute to a rise of fever during the puerperium without the case being one of true puerperal fever. Three deaths were recorded during the year as due to puerperal fever.



The following table gives the maternal mortality over a series of years:—

Year.	Puerperal Fever.		Other accidents and diseases of pregnancy and parturition.		Both Causes.		No of births.
	Deaths.	Rate per 1000 births.	Deaths.	Rate per 1000 births.	Total Deaths.	Rate per 1000 births.	
1916	4	1·24	10	3·11	14	4·35	3215
1917	2	·73	10	3·66	12	4·39	2729
1918	2	·70	11	3·87	13	4·57	2843
1919	6	2·17	8	2·89	14	5·06	2764
1920	2	·52	10	2·59	12	3·11	3861
1921	3	·87	10	2·90	13	3·77	3445
1922	2	·62	13	4·03	15	4·65	3229
1923	5	1·54	12	3·70	17	5·24	3244
1924	8	2·61	9	2·93	17	5·54	3067
1925	3	1·00	8	2·66	11	3·66	3004
1926	4	1·40	4	1·40	8	2·80	2858
1927	3	1·04	5	1·73	8	2·77	2888

Hospital treatment was provided for one case of puerperal fever and one of pyrexia. One request for a consultation with a specialist under the Puerperal Fever Regulations was also dealt with.

#### OPHTHALMIA NEONATORUM.

The number of notifications received during the year was eleven, of which number ten were from the urban districts. Only three notifications were received in each of the two previous years. Each notified case is enquired into by a Health Visitor with a view to the provision of Hospital treatment if considered necessary. In-patient treatment is now available at Hull and Scarborough.

## TABLE VII.

1927.

**Cases of Infectious Disease Notified.**  
**Urban Districts.**

NOTIFIABLE DISEASE.	TOTAL CASES NOTIFIED IN EACH DISTRICT.											
	Totals	Beverly	Bridlington	Cottingham	Driffield	Filey	Hedon	Hessle	Hornsea	Norton	Pocklington	Withernsea
		1	2	3	4	5	6	7	8	9	10	11
Small-Pox .....	5	...	...	...	5	...	...	...	...	...	...	...
Scarlet Fever ...	86	27	19	10	4	3	1	11	6	1	1	3
Diphtheria .....	118	68	1	5	12	16	...	5	9	...	...	2
Enteric Fever ...	7	...	4	...	1	...	...	2	...	...	...	...
Puerperal Fever..	3	1	2	...	...	...	...	...	...	...	...	...
Puerperal Pyrexia	9	...	2	6	...	...	...	...	1	...	...	...
Erysipelas .....	17	6	1	1	...	1	3	1	1	...	...	3
Ophthalmia												
Neonatorum...	10	4	1	5	...	...	...	...	...	...	...	...
Encephalitis												
Lethargica ...	1	...	...	...	...	...	...	...	1	...	...	...
Acute												
Poliomyelitis...	20	2	2	3	...	2	...	6	2	...	...	3
Cerebro-Spinal												
Fever .....	...	...	...	...	...	...	...	...	...	...	...	...
Acute Polio-												
Encephalitis ...	...	...	...	...	...	...	...	...	...	...	...	...
Pulmonary												
Tuberculosis ...	96	22	13	7	8	3	5	5	7	4	2	20
Other forms of												
Tuberculosis ...	24	9	1	1	2	1	...	...	1	2	2	5
Pneumonia .....	42	30	...	2	1	2	...	7	...	...	...	...
Malaria .....	2	...	1	...	...	...	...	...	...	...	...	1
Totals .....	440	169	47	40	33	28	9	37	28	7	5	37



TABLE VIII.

1927.

**Cases of Infectious Disease Notified.  
Rural Districts.**

NOTIFIABLE DISEASE.	TOTAL CASES NOTIFIED IN EACH DISTRICT.												
	Total	Beverley	Bridlington	Driffield	Eserick	Howden	Norton	Patrington	Pocklington	Riccall	Sculcoates	Sherburn	Skirlaugh
	1	2	3	4	5	6	7	8	9	10	11	12	
Small-Pox.....	...	...	...	...	...	...	...	...	...	...	...	...	...
Scarlet Fever.....	149	14	19	14	8	24	...	7	5	38	15	3	2
Diphtheria.....	87	7	6	13	2	3	9	...	2	3	17	...	25
Enteric Fever.....	8	...	3	...	1	...	...	1	3	...	...	...	...
Puerperal Fever.....	3	...	1	1	...	1	...	...	...	...	...	...	...
Puerperal Pyrexia.....	11	1	1	1	...	1	...	1	1	...	2	1	2
Erysipelas.....	15	2	...	...	2	...	...	...	2	2	1	6	...
Ophthalmia Neonatorum...	1	...	...	...	1	...	...	...	...	...	...	...	...
Encephalitis Lethargica...	2	...	...	...	1	...	...	1	...	...	...	...	...
Acute Poliomyelitis.....	19	3	...	...	...	1	1	7	...	1	5	...	1
Cerebro-Spinal Fever.....	1	...	...	...	...	...	1	...	...	...	...	...	...
Acute Polio-Encephalitis..	1	...	...	...	...	...	1	...	...	...	...	...	...
Pulmonary Tuberculosis...	84	10	8	9	3	8	2	7	10	6	11	...	10
Other forms of .....	17	2	...	...	1	3	...	5	1	2	1	...	2
Pneumonia.....	74	14	1	4	..	32	...	3	...	8	8	1	3
Malaria.....	...	..	...	...	...	...	...	...	...	...	...	...	...
Totals.....	472	53	39	42	19	73	14	32	24	60	60	11	45

## TABLE IX.

**EAST RIDING OF YORKSHIRE.**  
**Vital Statistics of Whole District during 1927, and**  
**previous Years.**

YEAR.	Estimated Population.	BIRTHS Net.		NET DEATHS BELONGING TO THE DISTRICT.			
		Number.	Rate.	Under 1 year of age.		At all Ages.	
				Number.	Rate per 1,000 net Births.	Number.	Rate
1	2	3	4	5	6	7	8
1911	155,037	3483	22·4	392	112	2079	13·4
1912	156,105	3351	21·6	250	74	1914	12·3
1913	157,066	3338	21·2	293	87	1999	12·7
1914	158,239	3288	20·7	274	83	1886	11·9
1915	150,176	3248	20·4	244	75	2192	14·5
1916	145,189	3215	20·3	245	75	2009	13·8
1917	144,595	2729	16·9	254	93	2098	14·5
1918	(a) 145,207 (b) 162,699	2843	17·4	241	84	2496	17·1
1919	(a) 152,645 (b) 159,010	2764	17·4	206	74	2040	13·4
1920	(a) 158,727 (b) 158,887	3861	24·3	258	66	1953	12·3
1921	(a) 162,631 (b) 162,917	3445	21·1	263	76	2013	12·3
1922	(a) 163,804 (b) 164,094	3229	19·6	224	69	2127	12·9
1923	165,170	3244	19·6	188	58	1895	11·5
1924	(a) 165,970 (b) 166,120	3067	18·5	189	62	2070	12·5
1925	(a) 166,470 (b) 166,690	3004	18·0	200	67	1909	11·5
1926	(a) 168,650 (b) 168,820	2858	16·9	173	61	2072	12·3
1927	(a) 170,470 (b) 170,580	2888	16·9	167	58	2194	12·9

(a) Population for Death-Rate

(b) Population for Birth-Rate.



TABLE X.  
**Rainfall Returns, 1927.**

Station.	Height of Rain Gauge above Sea Level.	Observer.	Total Rain-fall.	Number of days on which one-tenth of an inch or more of rain fell.	Average rainfall over series of years.
Hull .....	8 feet.	The Meteorological Office	29.87	223	25.66 for 12 years
Hempholme .....	11 "	W. Evans, Esq. ....	30.41	190	24.69 for 12 years
Spurn Head .....	29 "	The Meteorological Office	28.44	177	21.69 for 12 years
North Cave .....	35 "	Major W. H. Carver, M.P. ....	28.04	174	27.67 for 9 years
Lockington .....	40 "	Mr. W. J. Algar .....	30.81	162	23.58 for 12 years
Lowthorpe .....	63 "	F. K. Hawes, Esq. ....	32.36	203	26.48 for 12 years
Rise .....	73 "	Mr. A. Alderman .....	31.14	195	26.22 for 10 years
Filey .....	95 "	Rev. Canon Cooper ...	29.05	220	25.67 for 12 years
Scampston .....	100 "	W. H. St. Quintin, Esq.	35.47	227	28.77 for 12 years
Dunnington .....	110 "	Miss E. Hildyard .....	31.19	242	26.56 for 12 years
Dalton Holme ....	150 "	Mr. J. P. Jobling .....	33.66	208	28.50 for 12 years
Beverley (E.R. Mental Hospital)	175 "	Medical Superintendent	31.34	188	25.94 for 12 years
Warter .....	230 "	Miss A. Coxon .....	26.32*	177*	28.73 for 12 years
Burythorpe .....	240 "	Rev. W. Robinson .....	35.55	241	28.26 for 12 years
Birdsall .....	304 "	Mr. James Anderson...	36.12	195	31.00 for 12 years
Thixendale .....	425 "	Miss Cooper .....	36.66	197	30.92 for 12 years

\*Records cover eleven months only.

I am indebted to the above named for their kindness in forwarding to me the Returns.

TABLE XI.

Birth and Death Rates for the Administrative County and for the several Urban and Rural Districts  
in the Riding during the year 1927.

DISTRICTS.	Population.		Births.		Deaths.		Death Rates from various causes per 1000 of the Population.						Deaths of Infants under one year.	
	Census, 1921.	Estimated 1927.	Number	Rate.	Number	Rate.	Principal Epidemic Diseases.	Pulmonary Tuberculosis.	Other Forms of Tuberculosis.	Respiratory Diseases.	Heart Disease.	Cancer.	Number.	Rate per 1000 births.
Administrative County	173730	170470	2888	*16.9	2194	12.9	.26	.61	.14	1.66	2.04	1.51	167	57.8
Municipal Boroughs and Urban Districts	74494	71350	1104	15.5	974	13.7	.22	.60	.08	1.74	2.14	1.88	58	52.5
Borough of Beverley	13469	13850	256	18.5	184	13.3	.14	1.01	.22	1.88	2.24	1.52	10	39.1
" Bridlington	22764	17520	257	14.7	256	14.6	.40	.40	—	1.94	1.83	2.34	16	62.3
" Hedon	1821	1489	23	15.4	15	10.1	—	1.34	—	1.34	1.34	1.34	1	43.5
Urban Districts— Cottingham	5133	6650	129	19.4	61	9.2	.15	.30	—	1.20	1.65	1.80	4	31.0
Driffield	5674	5750	94	16.3	94	16.3	.35	.87	.17	2.09	3.48	2.26	7	74.5
Filey	4549	3581	43	12.0	50	14.0	—	—	—	2.23	2.79	2.51	2	46.5
Hessle	6105	6684	80	12.0	76	11.4	.15	.30	—	1.94	1.20	1.05	4	50.0
Hornsea	4279	4371	58	13.3	79	18.1	—	.69	.46	1.37	4.12	2.06	2	34.5
Norton	3854	3815	59	15.5	64	16.8	.79	.79	—	1.57	2.88	1.05	6	101.7
Pocklington	2645	2780	48	17.6	39	14.3	—	.37	—	1.47	1.47	3.30	3	62.5
Withernsea	4701	4910	57	11.6	56	11.4	—	.81	—	1.02	1.22	1.43	3	52.6
Rural Districts	99236	99120	1784	*18.0	1220	12.3	.28	.62	.18	1.60	1.97	1.24	109	61.1
Beverley	11774	11570	169	*14.5	124	10.7	.17	.69	.26	.52	2.94	.52	4	23.7
Bridlington	8154	7857	128	15.3	92	11.7	.25	.51	.25	1.78	1.02	1.40	3	23.4
Driffield	11646	11020	236	21.4	160	14.5	.54	.82	.18	2.27	2.09	1.91	19	80.5
Eserick	5909	5817	112	19.3	62	10.7	—	.34	.17	1.38	1.55	.86	11	98.2
Howden	13006	12980	254	19.6	160	12.3	.39	.46	—	1.33	2.47	1.23	17	66.9
Norton	5898	5163	80	15.5	75	14.5	.19	.39	.39	1.16	3.10	1.16	5	62.5
Patrington	7577	7381	151	20.5	70	9.5	.14	.27	—	.68	.95	.95	2	13.2
Pocklington	10898	10650	176	16.5	152	14.3	.28	.66	.38	1.88	2.54	1.03	7	39.8
Riccall	5332	5498	113	20.6	62	11.3	.55	.55	.18	2.73	.91	1.82	13	115.0
Sculcoates	10331	12200	193	15.8	127	10.4	.25	.74	.16	1.23	1.23	1.23	16	82.9
Sherburn	2094	2177	37	17.0	25	11.5	.46	.92	—	3.22	2.30	.46	5	135.1
Skirlaugh	7117	6807	135	19.8	111	16.3	.15	1.03	.15	1.91	2.06	2.06	7	51.9

\* These Birth-rates are based on the following figures, which include non-civilians:—  
County, 170,580; Aggregate of Rural Districts, 99,230; Beverley R.D., 11,680.





TABLE XII.

Causes of, and Ages at Death, during the Year 1927, in the URBAN Districts.

CAUSES OF DEATH.	DEATHS IN OR BELONGING TO DISTRICTS AT SUBJOINED AGES.										DEATHS IN OR BELONGING TO EACH DISTRICT (AT ALL AGES)										
	All Ages.	Under 1 year.	1 and under 2	2 and under 5	5 and under 15	15 and under 25	25 and under 45	45 and under 65	65 and under 75	75 and up- wards.	Beverly.	Bridlington	Cottingham	Driffield.	Filly.	Hedon.	Hesle.	Horsea.	Norton.	Pocklington	Withernsea
1	2	3	4	5	6	7	8	9	10	11	184	256	61	94	50	15	76	79	64	39	22
All Causes	974	58	18	13	19	37	75	219	238	297	184	256	61	94	50	15	76	79	64	39	56
Enteric Fever	1	...	...	...	...	1	...	...	...	...	1	...	...	...	...	...	...	...	...	...	...
Small Pox	...	...	...	...	...	...	...	...	...	...	...	...	...	...	...	...	...	...	...	...	...
Measles	5	...	3	...	2	...	...	...	...	...	...	5	...	...	...	...	...	...	...	...	...
Scarlet Fever	1	...	...	1	...	...	...	...	...	...	...	1	...	...	...	...	...	...	...	...	...
Whooping Cough	4	2	...	2	...	...	...	...	...	...	...	1	...	...	...	...	1	...	3	...	...
Diphtheria	3	...	...	2	1	...	...	...	...	...	1	...	1	...	...	...	5	5	5	1	...
Influenza	40	...	1	1	...	1	2	12	10	14	6	11	...	3	4	...	5	5	5	1	...
Encephalitis lethargica	4	...	...	...	1	...	1	2	...	...	...	1	...	...	1	...	...	2	...	...	...
Meningococcal meningitis	1	...	...	...	...	1	...	...	...	...	...	1	...	...	...	...	...	...	...	...	...
Tuberculosis of respiratory system	43	...	...	...	...	14	21	7	1	...	14	7	2	5	...	2	2	3	3	1	4
Other Tuberculous Diseases	6	1	...	...	1	1	2	1	...	...	3	...	...	1	...	...	...	2	...	...	...
Cancer, malignant disease	134	...	...	...	1	...	7	55	39	32	21	41	12	13	9	2	7	9	4	9	7
Rheumatic Fever	3	...	...	...	1	1	1	...	...	...	...	1	...	...	...	...	1	1	...	...	...
Diabetes	12	...	...	...	...	...	...	2	7	3	...	6	3	...	1	...	1	...	...	...	1
Cerebral hæmorrhage, &c.	95	...	...	...	...	...	2	16	39	38	22	21	5	8	8	2	6	3	9	5	6
Heart Disease	153	...	...	...	...	2	5	39	45	62	31	32	11	20	10	2	8	18	11	4	6
Arterio-sclerosis	52	...	...	...	...	...	...	7	22	23	5	14	5	3	1	1	10	3	7	2	1
Bronchitis	71	5	...	...	...	2	1	10	21	32	15	20	4	5	6	1	6	3	3	4	4
Pneumonia (all forms)	43	3	9	3	...	2	3	9	4	10	9	11	4	5	2	...	5	3	3	...	1
Other respiratory diseases	10	...	1	1	...	...	...	5	...	3	2	3	...	2	...	1	2	...	...	...	...
Ulcer of Stomach or duodenum	5	...	...	...	...	...	...	3	2	...	...	3	...	...	...	...	...	2	...	...	...
Diarrhea, &c. (under 2 yrs.)	5	2	...	...	...	...	1	1	...	1	...	...	...	2	...	...	...	...	...	...	...
Appendicitis and Typhlitis	4	...	...	...	2	1	...	1	...	...	1	1	...	...	...	...	...	1	1	...	...
Cirrhosis of Liver	7	...	...	...	...	...	...	2	4	1	1	3	...	...	...	...	1	2	...	...	...
Acute and chronic nephritis	26	...	...	...	...	2	2	10	7	5	3	7	2	4	1	1	2	4	1	1	...
Puerperal sepsis	...	...	...	...	...	...	...	...	...	...	...	...	...	...	...	...	...	...	...	...	...
Other accidents and diseases of Pregnancy and Parturition	2	...	...	...	...	...	1	1	...	...	...	1	...	...	...	...	...	...	1	...	...
Congenital Debility & Malformation, Premature Birth	31	...	...	...	...	...	...	...	...	...	7	8	3	1	...	1	2	1	5	1	2
Suicide	10	...	...	...	...	1	4	4	1	...	2	6	1	1	...	...	...	...	...	...	...
Other Deaths from Violence	30	4	1	...	4	6	5	5	1	4	7	1	3	4	1	...	2	...	...	...	12
Other Defined Diseases	172	11	2	3	6	3	17	25	35	69	33	49	5	17	6	2	15	17	8	11	12
Causes ill-defined or unknown	1	...	...	...	...	...	...	1	...	...	...	1	...	...	...	...	...	...	...	...	...
Totals	974	58	18	13	19	37	75	219	238	297	184	256	61	94	50	15	76	79	64	39	56





TABLE XIII.

## Causes of, and Ages at Death during the Year 1927, in the RURAL Districts.

CAUSES OF DEATH.		DEATHS IN OR BELONGING TO THE DISTRICTS AT SUBJOINED AGES.										DEATHS IN OR BELONGING TO EACH DISTRICT (AT ALL AGES).											
		All ages.	Under 1 year.	1 and under 2	2 and under 5	5 and under 15	15 and under 25	25 and under 45	45 and under 65	65 and under 75	75 and upwards.	Beverley.	Bridlington.	Driffield.	Eastwick.	Horden.	Norton.	Parlington.	Pocklington.	Riccall.	Sealewates.	Sherburn.	Skirraugh.
1		2	3	4	5	6	7	8	9	10	11	12	13	14	15	16	17	18	19	20	21	22	23
All Causes }		1220	109	20	35	33	35	116	237	263	372	124	92	160	62	160	75	70	152	62	127	25	111
Enteric Fever		2	...	...	...	...	1	1	...	...	...	...	1	...	...	...	...	...	1	...	...	...	...
Small-pox		...	...	...	...	...	...	...	...	...	...	...	...	...	...	...	...	...	...	...	...	...	...
Measles		7	...	1	2	4	...	...	...	...	...	...	...	2	...	...	1	1	1	1	1	...	...
Scarlet Fever		...	...	...	...	...	...	...	...	...	...	...	...	...	...	4	...	...	...	1	1	1	...
Whooping Cough		8	5	...	3	...	...	...	...	...	...	...	1	1	...	...	...	...	...	...	...	...	...
Diphtheria		4	...	...	2	2	...	...	...	...	...	1	1	1	...	...	...	...	...	...	1	...	...
Influenza		85	5	1	2	...	2	12	17	21	25	14	8	10	7	11	4	1	9	2	7	...	12
Encephalitis lethargica		1	...	...	...	1	...	...	...	...	...	...	...	...	...	1	...	...	...	...	...	...	...
Meningococcal meningitis		...	...	...	...	...	...	...	...	...	...	...	...	...	...	...	...	...	...	...	...	...	...
Tuberculosis of respiratory system		61	...	...	1	3	14	26	14	2	1	8	4	9	2	6	2	2	7	3	9	2	7
Other Tuberculous Diseases		18	1	1	4	3	1	3	1	2	2	3	2	2	1	...	2	...	4	1	2	...	1
Cancer, malignant disease		123	...	...	1	1	1	5	41	44	30	6	11	21	5	16	6	7	11	10	15	1	14
Rheumatic Fever		3	...	...	...	1	...	...	2	...	...	...	...	1	...	1	...	...	...	...	...	1	...
Diabetes		10	...	...	...	1	...	...	1	5	3	...	...	...	3	2	...	1	1	1	1	1	1
Cerebral hæmorrhage, &c.		64	...	...	...	...	...	1	11	22	30	5	11	10	2	6	6	6	4	2	6	...	6
Heart Disease		195	...	...	...	1	2	8	43	60	81	34	8	23	9	32	16	7	27	5	15	5	14
Arterio-sclerosis		72	...	...	...	...	...	...	8	17	47	8	6	11	3	9	5	8	9	2	7	...	4
Bronchitis		72	8	2	...	...	...	2	6	22	32	3	4	13	3	11	2	1	14	9	5	4	3
Pneumonia (all forms)		78	16	7	5	3	2	11	16	6	12	3	10	10	5	12	4	4	6	4	10	2	8
Other respiratory diseases		9	...	1	1	...	...	3	...	1	3	...	...	2	...	2	...	...	...	2	...	1	2
Ulcer of stomach or duodenum		3	...	...	...	...	...	...	2	...	1	...	...	...	...	1	...	...	1	...	1	...	...
Diarrhoea, &c. (under 2 years)		10	6	1	...	...	...	1	1	...	1	1	...	2	...	1	...	...	1	1	...	1	...
Appendicitis and Typhlitis		11	...	...	1	...	2	7	...	...	1	2	1	2	...	...	1	2	...	1	1	1	1
Cirrhosis of Liver		4	...	...	...	...	...	...	3	1	...	...	...	...	...	1	...	...	1	...	...	1	1
Acute and chronic nephritis		26	...	...	1	...	2	4	5	8	6	1	...	2	4	2	1	1	6	...	3	...	6
Puerperal sepsis		3	...	...	...	...	...	3	...	...	...	...	1	...	1	...	...	...	...	...	...	...	1
Other accidents and diseases of Pregnancy and Parturition		3	...	...	...	...	...	3	...	...	...	...	...	1	...	...	...	...	1	...	1	...	...
Congenital Debility and Malformation, Premature Birth..		56	54	...	1	1	...	...	...	...	...	...	2	7	4	7	5	2	5	10	10	...	4
Suicide		11	...	...	...	...	1	1	7	2	...	...	...	2	...	2	1	1	...	...	3	...	2
Other deaths from violence		38	1	2	4	2	5	9	8	3	4	6	4	2	...	7	3	2	6	2	4	...	2
Other Defined Diseases		243	13	4	8	9	4	21	44	47	93	29	19	25	17	24	14	27	35	6	24	5	21
Causes ill-defined or unknown		...	...	...	...	...	...	...	...	...	...	...	...	...	...	...	...	...	...	...	...	...	...
Totals		1220	109	20	35	33	35	116	237	263	372	124	92	160	62	160	75	70	152	62	127	25	111



